

Prepared for
Dynegy Midwest Generation, LLC

Date
January 31, 2024

Project No.
1940103649-001

**2023 40 C.F.R. § 257 ANNUAL
GROUNDWATER MONITORING AND
CORRECTIVE ACTION REPORT
BOTTOM ASH POND
BALDWIN POWER PLANT
BALDWIN, ILLINOIS
CCR UNIT 601**

**2023 40 C.F.R. § 257 ANNUAL GROUNDWATER
MONITORING AND CORRECTIVE ACTION REPORT
BALDWIN POWER PLANT BOTTOM ASH POND**

Project name **Baldwin Power Plant Bottom Ash Pond**
Project no. **1940103649-001**
Recipient **Dynegy Midwest Generation, LLC**
Document type **Annual Groundwater Monitoring and Corrective Action Report**
Version **FINAL**
Date **January 31, 2024**
Prepared by **Evvan G. Plank**
Checked by **Lauren D. Cook**
Approved by **Brian G. Hennings**
Description **Annual Report required by 40 C.F.R. § 257.90(e)**

Ramboll
234 W. Florida Street
Fifth Floor
Milwaukee, WI 53204
USA

T 414-837-3607
F 414-837-3608
<https://ramboll.com>



Evvan G. Plank
Hydrogeologist



Brian G. Hennings, PG
Project Officer, Hydrogeology

CONTENTS

EXECUTIVE SUMMARY	3
1. Introduction	4
2. Monitoring and Corrective Action Program Status	6
3. Key Actions Completed in 2023	7
4. Problems Encountered and Actions to Resolve the Problems	10
5. Key Activities Planned for 2024	11
6. References	12

TABLES (IN TEXT)

Table A	Groundwater Monitoring System Updates
Table B	2023 Assessment Monitoring Program Summary

TABLES (ATTACHED)

Table 1	Groundwater Elevation Data
Table 2	Analytical Results - Appendix III Parameters
Table 3	Analytical Results - Appendix IV Parameters
Table 4	Statistical Background Values
Table 5	Groundwater Protection Standards
Table 6	Determination of Statistically Significant Levels

FIGURES (ATTACHED)

Figure 1	Monitoring Well Location Map
Figure 2	Potentiometric Surface Map, March 13-15, 2023
Figure 3	Potentiometric Surface Map, May 15-23, 2023
Figure 4	Potentiometric Surface Map, August 2-3, 2023
Figure 5	Potentiometric Surface Map, October 30, 2023

APPENDICES

Appendix A	Laboratory Reports and Field Data Sheets
Appendix B	Statistical Methodology for Determination of Background Values
Appendix C	Background Update Supporting Information
Appendix D	Statistical Methodology for Determination of Statistically Significant Levels
Appendix E	Alternative Source Demonstration

ACRONYMS AND ABBREVIATIONS

35 I.A.C.	Title 35 of the Illinois Administrative Code
40 C.F.R.	Title 40 of the Code of Federal Regulations
A6	Quarter 1, 2023 Assessment Monitoring sampling event
A6R	Quarter 2, 2023 Assessment Monitoring resampling event
A6D	Quarter 3, 2023 Assessment Monitoring sampling event
A6DR	Quarter 4, 2023 Assessment Monitoring resampling event
ADD	Additional sample event outside of quarterly events
BAP	Bottom Ash Pond
ASD	Alternative Source Demonstration
BPP	Baldwin Power Plant
CCR	coal combustion residuals
CMA	Corrective Measures Assessment
GWPS	groundwater protection standard
IEPA	Illinois Environmental Protection Agency
NA	not applicable
Ramboll	Ramboll Americas Engineering Solutions, Inc.
SAP	Sampling and Analysis Plan
SSI	statistically significant increase
SSL	statistically significant level
TBD	to be determined
WLO	Water level only

EXECUTIVE SUMMARY

This report has been prepared to provide the information required by Title 40 of the Code of Federal Regulations (40 C.F.R.) § 257.90(e) for the Bottom Ash Pond (BAP) located at the Baldwin Power Plant (BPP) near Baldwin, Illinois.

Groundwater is being monitored at the BAP in accordance with the Assessment Monitoring Program requirements specified in 40 C.F.R. § 257.95. Assessment monitoring was initiated at the BAP on April 9, 2018.

As discussed in **Section 3** of this annual report, the monitoring system was updated in 2023 to use the same monitoring system developed for compliance with Title 35 of the Illinois Administrative Code (35 I.A.C.) § 845, which was submitted to the Illinois Environmental Protection Agency (IEPA) via an operating permit application. The 40 C.F.R. § 257 monitoring system was expanded in 2023 to include compliance monitoring wells MW-192, MW-193, MW-392, MW-393, and MW-394; background monitoring well MW-358; and water level only wells XPW01, XPW05, and XPW06 (Ramboll, 2023a).

The following statistically significant levels (SSLs) of 40 C.F.R. § 257 Appendix IV parameters above groundwater protection standards (GWPSs) were reported in 2023:

- Fluoride at well MW-393

An Alternative Source Demonstration (ASD) was completed in 2023 for the fluoride SSL referenced above.

Since SSLs of 40 C.F.R. § 257 Appendix IV parameters over groundwater protection standards (GWPSs) were addressed by an ASD, a Corrective Measures Assessment (CMA) is not required. Statistically significant increases (SSIs) of Appendix III parameters above background values were determined as discussed in **Section 3**; therefore, the BAP remains in the Assessment Monitoring Program.

1. INTRODUCTION

This report has been prepared by Ramboll Americas Engineering Solutions, Inc. (Ramboll) on behalf of Dynegy Midwest Generation, LLC, to provide the information required by 40 C.F.R. § 257.90(e) for the BAP located at the BPP near Baldwin, Illinois.

In accordance with 40 C.F.R. § 257.90(e), the owner or operator of a coal combustion residuals (CCR) unit must prepare an Annual Groundwater Monitoring and Corrective Action Report for the preceding calendar year that documents the status of the Groundwater Monitoring and Corrective Action Program for the CCR unit (**Section 2**), summarizes key actions completed (**Section 3**), describes any problems encountered and actions to resolve the problems (**Section 4**), and projects key activities for the upcoming year (**Section 5**). At a minimum, the annual report must contain the following information, to the extent available:

1. A map, aerial image, or diagram showing the CCR unit and all background (or upgradient) and downgradient monitoring wells, to include the well identification numbers, that are part of the groundwater monitoring program for the CCR unit (**Figure 1**).
2. Identification of any monitoring wells that were installed or decommissioned during the preceding year, along with a narrative description of why those actions were taken (**Section 3**, paragraph 1).
3. In addition to all the monitoring data obtained under §§ 257.90 through 257.98, a summary including the number of groundwater samples that were collected for analysis for each background and downgradient well, the dates the samples were collected, and whether the sample was required by the Detection Monitoring or Assessment Monitoring Programs (**Section 3, Table A**).
4. A narrative discussion of any transition between monitoring programs (*e.g.*, the date and circumstances for transitioning from Detection Monitoring to Assessment Monitoring in addition to identifying the constituent(s) detected at a statistically significant increase relative to background levels) (**Section 3**).
5. Other information required to be included in the annual report as specified in §§ 257.90 through 257.98.
6. A section at the beginning of the annual report that provides an overview of the current status of groundwater monitoring and corrective action programs for the CCR unit (see **Executive Summary**). At a minimum, the summary must specify all of the following:
 - i. At the start of the current annual reporting period, whether the CCR unit was operating under the Detection Monitoring Program in §257.94 or the Assessment Monitoring Program in §257.95.
 - ii. At the end of the current annual reporting period, whether the CCR unit was operating under the Detection Monitoring Program in §257.94 or the Assessment Monitoring Program in §257.95.
 - iii. If it was determined that there was a statistically significant increase over background for one or more constituents listed in Appendix III of §257 pursuant to §257.94(e):
 - A. Identify those constituents listed in Appendix III of §257 and the names of the monitoring wells associated with such an increase.

- B. Provide the date when the Assessment Monitoring Program was initiated for the CCR unit.
- iv. If it was determined that there was a statistically significant level above the groundwater protection standard [GWPS] for one or more constituents listed in Appendix IV of §257 pursuant to §257.95(g) include all of the following:
 - A. Identify those constituents listed in Appendix IV of §257 and the names of the monitoring wells associated with such an increase.
 - B. Provide the date when the assessment of corrective measures was initiated for the CCR unit.
 - C. Provide the date when the public meeting was held for the assessment of corrective measures for the CCR unit.
 - D. Provide the date when the assessment of corrective measures was completed for the CCR unit.
- v. Whether a remedy was selected pursuant to §257.97 during the current annual reporting period, and if so, the date of remedy selection.
- vi. Whether remedial activities were initiated or are ongoing pursuant to § 257.98 during the current annual reporting period.

This report provides the required information for the BAP for calendar year 2023.

2. MONITORING AND CORRECTIVE ACTION PROGRAM STATUS

No changes have occurred to the monitoring program status in calendar year 2023 and the BAP remains in the Assessment Monitoring Program in accordance with 40 C.F.R. § 257.95.

3. KEY ACTIONS COMPLETED IN 2023

The groundwater monitoring system, including the CCR unit and all background and compliance monitoring wells, is presented in **Figure 1**. Beginning in 2023, the monitoring system was updated to be consistent with that proposed for compliance with 35 I.A.C. § 845, which includes all of the monitoring wells used in the 2022 40 C.F.R. § 257 monitoring system (Ramboll, 2023a). The 40 C.F.R. § 257.95 monitoring well network was expanded in 2023 to include background monitoring well MW-358 which was installed in 2022. No wells were installed or decommissioned in 2023 (the wells added from the 35 I.A.C. § 845 monitoring system were installed prior to 2023). Updates to the monitoring system are summarized in **Table A** below.

Table A. Groundwater Monitoring System Updates

Well type	40 C.F.R. § 257 (2015-2021)	40 C.F.R. § 257/ 35 I.A.C. § 845 (2022)	40 C.F.R. § 257/ 35 I.A.C. § 845 (after July 2023)
Background	MW-304	MW-304	MW-304
Background	MW-306	MW-306	MW-306
Compliance	MW-356	MW-356	MW-356
Compliance	MW-369	MW-369	MW-369
Compliance	MW-370	MW-370	MW-370
Compliance	MW-382	MW-382	MW-382
WLO	TZP-164	TZP-164	TZP-164
Compliance		OW-256	OW-256
Compliance		OW-257	OW-257
Compliance		PZ-170	PZ-170
Compliance		PZ-182	PZ-182
Compliance			MW-192
Compliance			MW-193
Background			MW-358
Compliance			MW-392
Compliance			MW-393
Compliance			MW-394
WLO			XPW01
WLO			XWP05
WLO			XPW06

Notes:

WLO: water level only

A summary of the samples collected from background and compliance monitoring wells in 2023 under the Assessment Monitoring Program is included in **Table B** on the following page. One groundwater sample was collected from each background and compliance well during each monitoring event. The BAP is also regulated under 35 I.A.C. § 845, which requires quarterly monitoring. The groundwater monitoring systems for both programs (35 I.A.C. § 845 and 40 C.F.R. § 257) are identical, so all available data from the four quarterly monitoring events in 2023 are included in this report. All samples were collected and analyzed in accordance with the Multi-Site Sampling and Analysis Plan (SAP) (Ramboll, 2023b). Data collected in accordance with 35 I.A.C. § 845 was included for statistical calculations performed in accordance with 40 C.F.R. § 257.95(d)(1); however, SSLs are reported semiannually per 40 C.F.R. § 257.

Potentiometric surfaces for the quarterly sampling events are included in **Figures 2 through 5**. All monitoring data and analytical results obtained under 40 C.F.R. § 257.90 through 257.98 and 35 I.A.C. § 845 in 2023 are presented in **Tables 1 through 3**. All associated laboratory reports and field data sheets are included in **Appendix A**.

Analytical data were evaluated in accordance with the Multi-Site Statistical Analysis Plan (Ramboll, 2022a), the Multi-Site Quality Assurance Project Plan (Ramboll, 2022b), and the Multi-Site Data Management Plan (Ramboll, 2022c) to determine any SSLs of Appendix IV parameters over GWPSs and SSIs of Appendix III parameters greater than background values. SSL notifications were completed in accordance with 40 C.F.R. § 257.95(g). SSIs are highlighted in **Table 2**. Statistical background values are provided in **Table 4**. A background update evaluation was completed in 2023. The updated background values are shown on **Table 4** and were used beginning in the first quarter of 2023. GWPS values are provided in **Table 5**. A flow chart showing the statistical methodology for determination of background values is included as **Appendix B**. Additional information to support the background update evaluation is provided in **Appendix C**. A summary of the determination of SSLs is included in **Table 6**. A flow chart showing the statistical methodology for determination of SSLs is included as **Appendix D**.

Potential alternative sources were evaluated as outlined in the 40 C.F.R. § 257.94(e)(2). An ASD was completed in 2023 for the SSLs summarized in **Table A**. The date the ASD was completed is also provided in **Table A**. The ASD was certified by a qualified professional engineer and is included in **Appendix E**. The BAP remains in the Assessment Monitoring Program.

Table B. 2023 Assessment Monitoring Program Summary

Event ID	Sampling Dates ^{1, 2, 3}	Analytical Data Receipt Date ^{4,5}	SSL(s) Determination Date	SSL(s)	ASD Completion Date
A6	March 13 – 15, 2023	April 28, 2023	July 27, 2023	Fluoride at well MW-393	October 25, 2023
A6R	May 16 – 23, 2023	June 20, 2023	NA	NA	NA
A6D	August 3 – 15, 2023	October 11, 2023	January 9, 2024	Fluoride at well MW-393	TBD
A6DR	October 30 – November 3, 2023	December 11, 2023	NA	NA	NA

Notes:

ASD: Alternative Source Demonstration

NA: not applicable

SSL: Statistically Significant Level

TBD: to be determined in 2024

¹ All samples were analyzed for Appendix III parameters listed in 40 C.F.R. § 257.94I and Appendix IV parameters listed in 40 C.F.R. § 257.95(g).

² The following background wells were sampled for each event: MW-304, MW-306, and MW-358

³ The following compliance wells were sampled for each event: MW-192, MW-193, MW-356, MW-369, MW-370, MW-382, MW-392, MW-393, MW-394, OW-256, OW-257, PZ-170, and PZ-182

⁴ Data collected in accordance with 35 I.A.C. § 845 was included for statistical calculations performed in accordance with 40 C.F.R. § 257.95(d)(1); however, SSLs are reported semiannually per 40 C.F.R. § 257.

⁵ Additional samples were collected from the following wells: [MW-304, MW-306, MW-358, MW-192, MW-193, MW-356, MW-370, MW-392, MW-393, MW-394, and OW-257] and are identified on Table 2 and Table 3 as ADD events. The data was included for statistical calculations performed in accordance with 40 C.F.R. § 257.95(d)(1); however, SSLs are reported semiannually per 40 C.F.R. § 257.

4. PROBLEMS ENCOUNTERED AND ACTIONS TO RESOLVE THE PROBLEMS

No problems were encountered with the groundwater monitoring program during 2023. Groundwater samples were collected and analyzed in accordance with the SAP and all data were accepted.

5. KEY ACTIVITIES PLANNED FOR 2024

The following key activities are planned for 2024:

- Continuation of the Assessment Monitoring Program with semiannual sampling for reporting purposes scheduled for the first and third quarters of 2024 (and sampling for 35 I.A.C. § 845 scheduled for the second and fourth quarters).
- Complete evaluation of analytical data from the compliance wells to determine whether an SSL of Appendix IV parameters above GWPSs has occurred.
- If an SSL is identified, potential alternative sources (*i.e.*, a source other than the CCR unit caused the SSL or that the SSL resulted from error in sampling, analysis, statistical evaluation, or natural variation in groundwater quality) will be evaluated.
 - If an alternative source is identified to be the cause of the SSL, a written demonstration will be completed within 90 days of SSL determination and included in the 2024 Annual Groundwater Monitoring and Corrective Action Report.
 - If an alternative source(s) is not identified to be the cause of the SSL, the applicable requirements of 40 C.F.R. §§ 257.94 through 257.98 (*e.g.*, assessment of corrective measures) as may apply in 2024 will be met, including associated recordkeeping/notifications required by 40 C.F.R. §§ 257.105 through 257.108.

6. REFERENCES

Code of Federal Regulations, Title 40, Chapter I, Subchapter I, Part 257, Subpart D, Standards for the Disposal of Coal Combustion Residuals in Landfills and Surface Impoundments, effective April 17, 2015. Accessed from URL <https://www.ecfr.gov/current/title-40/chapter-I/subchapter-I/part-257/subpart-D#page-top>

Ramboll Americas Engineering Solutions, Inc. (Ramboll), 2022a. Multi-Site Statistical Analysis Plan, 40 C.F.R. § 257. December 28, 2022.

Ramboll Americas Engineering Solutions, Inc. (Ramboll), 2022b. Multi-Site Quality Assurance Project Plan. December 28, 2022.

Ramboll Americas Engineering Solutions, Inc. (Ramboll), 2022c. Multi-Site Data Management Plan. December 28, 2022.

Ramboll Americas Engineering Solutions, Inc. (Ramboll), 2023a. 40 C.F.R. § 257 Groundwater Monitoring Plan, Bottom Ash Pond, Baldwin Power Plant, Baldwin, Illinois. July 26, 2023.

Ramboll Americas Engineering Solutions, Inc. (Ramboll), 2023b. Multi-Site Sampling and Analysis Plan, Revision 1. October 10, 2023.

TABLES

TABLE 1
GROUNDWATER ELEVATION DATA
 2023 40 C.F.R. § 257 ANNUAL GROUNDWATER MONITORING AND CORRECTIVE ACTION REPORT
 BALDWIN POWER PLANT
 BOTTOM ASH POND
 BALDWIN, IL

Well ID	Well Type	Monitored Unit	Date	Depth to Groundwater (feet BMP)	Groundwater Elevation (feet NAVD88)
MW-192	Compliance	UU	04/16/2023	8.04	428.90
MW-192	Compliance	UU	05/16/2023	8.25	428.69
MW-192	Compliance	UU	06/16/2023	8.50	428.44
MW-192	Compliance	UU	07/16/2023	8.47	428.47
MW-192	Compliance	UU	08/02/2023	8.42	428.52
MW-192	Compliance	UU	09/30/2023	9.23	427.71
MW-192	Compliance	UU	10/30/2023	8.90	428.04
MW-192	Compliance	UU	11/06/2023	8.85	428.09
MW-192	Compliance	UU	12/13/2023	8.86	428.08
MW-193	Compliance	UU	05/15/2023	9.94	428.12
MW-193	Compliance	UU	08/02/2023	8.99	429.07
MW-193	Compliance	UU	10/30/2023	9.42	428.64
MW-193	Compliance	UU	11/06/2023	9.40	428.66
MW-193	Compliance	UU	12/13/2023	9.34	428.72
MW-304	Background	UA	03/15/2023	9.52	445.97
MW-304	Background	UA	04/16/2023	9.57	445.91
MW-304	Background	UA	05/16/2023	9.60	445.89
MW-304	Background	UA	06/16/2023	9.82	445.66
MW-304	Background	UA	07/16/2023	9.99	445.50
MW-304	Background	UA	08/03/2023	9.84	445.65
MW-304	Background	UA	09/30/2023	10.31	445.18
MW-304	Background	UA	10/30/2023	10.25	445.24
MW-304	Background	UA	11/07/2023	10.49	445.00
MW-304	Background	UA	12/13/2023	10.34	445.15
MW-306	Background	UA	03/15/2023	17.10	436.07
MW-306	Background	UA	04/16/2023	16.98	436.19
MW-306	Background	UA	05/16/2023	17.08	436.09
MW-306	Background	UA	06/16/2023	17.42	435.75
MW-306	Background	UA	07/16/2023	17.56	435.61
MW-306	Background	UA	08/03/2023	17.49	435.68
MW-306	Background	UA	10/30/2023	19.96	433.21
MW-306	Background	UA	11/07/2023	18.03	435.14
MW-306	Background	UA	12/13/2023	18.13	435.04
MW-356	Compliance	UA	03/13/2023	4.36	423.24
MW-356	Compliance	UA	04/16/2023	4.38	423.22
MW-356	Compliance	UA	05/16/2023	4.23	423.37
MW-356	Compliance	UA	06/16/2023	4.54	423.06
MW-356	Compliance	UA	08/02/2023	4.43	423.17
MW-356	Compliance	UA	10/30/2023	4.89	422.71
MW-356	Compliance	UA	11/06/2023	4.96	422.64
MW-356	Compliance	UA	12/13/2023	5.04	422.56
MW-358	Background	UA	04/16/2023	56.36	399.36
MW-358	Background	UA	05/16/2023	43.24	412.48
MW-358	Background	UA	05/19/2023	[42.92]	[412.81]
MW-358	Background	UA	06/16/2023	41.83	413.89
MW-358	Background	UA	07/16/2023	34.65	421.07

TABLE 1
GROUNDWATER ELEVATION DATA
 2023 40 C.F.R. § 257 ANNUAL GROUNDWATER MONITORING AND CORRECTIVE ACTION REPORT
 BALDWIN POWER PLANT
 BOTTOM ASH POND
 BALDWIN, IL

Well ID	Well Type	Monitored Unit	Date	Depth to Groundwater (feet BMP)	Groundwater Elevation (feet NAVD88)
MW-358	Background	UA	08/03/2023	31.10	424.63
MW-358	Background	UA	09/30/2023	33.15	422.57
MW-358	Background	UA	10/30/2023	28.17	427.56
MW-358	Background	UA	11/07/2023	34.85	420.88
MW-358	Background	UA	12/13/2023	40.08	415.65
MW-369	Compliance	UA	03/13/2023	10.10	412.61
MW-369	Compliance	UA	04/16/2023	9.54	413.16
MW-369	Compliance	UA	05/16/2023	10.39	412.32
MW-369	Compliance	UA	06/16/2023	13.85	408.86
MW-369	Compliance	UA	07/16/2023	14.49	408.22
MW-369	Compliance	UA	08/02/2023	14.56	408.15
MW-369	Compliance	UA	08/16/2023	22.04	400.67
MW-369	Compliance	UA	09/30/2023	17.53	405.18
MW-369	Compliance	UA	10/30/2023	16.12	406.59
MW-369	Compliance	UA	11/06/2023	23.28	399.43
MW-369	Compliance	UA	12/13/2023	18.00	404.71
MW-370	Compliance	UA	03/14/2023	17.98	402.87
MW-370	Compliance	UA	04/16/2023	18.26	402.59
MW-370	Compliance	UA	05/16/2023	18.10	402.75
MW-370	Compliance	UA	06/16/2023	18.95	401.90
MW-370	Compliance	UA	07/16/2023	19.12	401.73
MW-370	Compliance	UA	08/02/2023	9.50	411.35
MW-370	Compliance	UA	10/30/2023	19.23	401.62
MW-370	Compliance	UA	11/06/2023	19.57	401.28
MW-370	Compliance	UA	12/13/2023	18.36	402.49
MW-382	Compliance	UA	03/14/2023	16.12	415.07
MW-382	Compliance	UA	05/16/2023	16.14	415.05
MW-382	Compliance	UA	08/02/2023	16.71	414.48
MW-382	Compliance	UA	10/30/2023	16.98	414.21
MW-382	Compliance	UA	11/06/2023	17.27	413.92
MW-382	Compliance	UA	12/13/2023	17.09	414.10
MW-392	Compliance	UA	04/16/2023	8.55	428.47
MW-392	Compliance	UA	05/16/2023	8.58	428.44
MW-392	Compliance	UA	06/16/2023	8.97	428.05
MW-392	Compliance	UA	07/16/2023	8.69	428.33
MW-392	Compliance	UA	08/02/2023	8.18	428.84
MW-392	Compliance	UA	10/30/2023	8.64	428.38
MW-392	Compliance	UA	11/06/2023	9.05	427.97
MW-392	Compliance	UA	12/13/2023	7.87	429.15
MW-393	Compliance	UA	05/15/2023	8.21	429.65
MW-393	Compliance	UA	08/02/2023	8.13	429.73
MW-393	Compliance	UA	10/30/2023	8.43	429.43
MW-393	Compliance	UA	11/06/2023	8.66	429.20
MW-393	Compliance	UA	12/13/2023	8.69	429.17
MW-394	Compliance	UA	05/15/2023	6.27	432.02
MW-394	Compliance	UA	08/02/2023	7.45	430.84

TABLE 1
GROUNDWATER ELEVATION DATA
 2023 40 C.F.R. § 257 ANNUAL GROUNDWATER MONITORING AND CORRECTIVE ACTION REPORT
 BALDWIN POWER PLANT
 BOTTOM ASH POND
 BALDWIN, IL

Well ID	Well Type	Monitored Unit	Date	Depth to Groundwater (feet BMP)	Groundwater Elevation (feet NAVD88)
MW-394	Compliance	UA	10/30/2023	7.71	430.58
MW-394	Compliance	UA	11/06/2023	7.78	430.51
MW-394	Compliance	UA	12/13/2023	7.25	431.04
OW-256	Compliance	PMP	03/13/2023	5.23	422.47
OW-256	Compliance	PMP	04/16/2023	5.26	422.43
OW-256	Compliance	PMP	05/16/2023	7.57	420.12
OW-256	Compliance	PMP	06/16/2023	11.02	416.68
OW-256	Compliance	PMP	07/16/2023	12.27	415.43
OW-256	Compliance	PMP	08/02/2023	12.73	414.97
OW-256	Compliance	PMP	09/30/2023	13.28	414.42
OW-256	Compliance	PMP	10/30/2023	13.00	414.70
OW-256	Compliance	PMP	11/06/2023	12.32	415.38
OW-256	Compliance	PMP	12/13/2023	11.68	416.02
OW-257	Compliance	PMP	03/14/2023	3.40	427.62
OW-257	Compliance	PMP	04/16/2023	4.68	426.34
OW-257	Compliance	PMP	05/16/2023	5.20	425.81
OW-257	Compliance	PMP	07/10/2023	7.46	423.56
OW-257	Compliance	PMP	08/02/2023	7.77	423.25
OW-257	Compliance	PMP	09/30/2023	9.37	421.65
OW-257	Compliance	PMP	10/30/2023	9.54	421.48
OW-257	Compliance	PMP	11/06/2023	8.73	422.29
OW-257	Compliance	PMP	12/13/2023	7.60	423.42
PZ-170	Compliance	PMP	03/14/2023	13.72	407.71
PZ-170	Compliance	PMP	04/16/2023	14.24	407.19
PZ-170	Compliance	PMP	05/16/2023	15.12	406.31
PZ-170	Compliance	PMP	06/16/2023	16.87	404.56
PZ-170	Compliance	PMP	07/16/2023	17.57	403.86
PZ-170	Compliance	PMP	08/02/2023	17.76	403.67
PZ-170	Compliance	PMP	09/30/2023	17.82	403.61
PZ-170	Compliance	PMP	10/30/2023	17.91	403.52
PZ-170	Compliance	PMP	11/06/2023	17.29	404.14
PZ-170	Compliance	PMP	12/13/2023	17.25	404.18
PZ-182	Compliance	PMP	03/14/2023	16.17	415.44
PZ-182	Compliance	PMP	04/16/2023	15.75	415.86
PZ-182	Compliance	PMP	05/16/2023	16.63	414.98
PZ-182	Compliance	PMP	06/16/2023	18.64	412.97
PZ-182	Compliance	PMP	07/16/2023	19.17	412.44
PZ-182	Compliance	PMP	08/02/2023	19.82	411.79
PZ-182	Compliance	PMP	09/30/2023	19.66	411.95
PZ-182	Compliance	PMP	10/30/2023	19.82	411.79
PZ-182	Compliance	PMP	11/06/2023	19.53	412.08
PZ-182	Compliance	PMP	12/13/2023	19.26	412.35
TPZ-164	Water Level	CCR	03/14/2023	3.62	431.48
TPZ-164	Water Level	CCR	05/23/2023	[3.91]	[431.19]
TPZ-164	Water Level	CCR	08/02/2023	3.72	431.38
TPZ-164	Water Level	CCR	09/30/2023	3.53	431.57

TABLE 1
GROUNDWATER ELEVATION DATA
 2023 40 C.F.R. § 257 ANNUAL GROUNDWATER MONITORING AND CORRECTIVE ACTION REPORT
 BALDWIN POWER PLANT
 BOTTOM ASH POND
 BALDWIN, IL

Well ID	Well Type	Monitored Unit	Date	Depth to Groundwater (feet BMP)	Groundwater Elevation (feet NAVD88)
TPZ-164	Water Level	CCR	10/30/2023	3.71	431.39
TPZ-164	Water Level	CCR	11/07/2023	3.79	431.31
TPZ-164	Water Level	CCR	12/13/2023	3.68	431.42
XPW01	Water Level	CCR	04/16/2023	9.79	427.86
XPW01	Water Level	CCR	05/16/2023	10.32	427.33
XPW01	Water Level	CCR	05/23/2023	[10.30]	[427.36]
XPW01	Water Level	CCR	06/16/2023	11.17	426.48
XPW01	Water Level	CCR	07/16/2023	11.66	425.99
XPW01	Water Level	CCR	08/02/2023	11.16	426.50
XPW01	Water Level	CCR	09/30/2023	11.14	426.51
XPW01	Water Level	CCR	10/30/2023	Dry	Dry
XPW01	Water Level	CCR	11/07/2023	11.31	426.35
XPW01	Water Level	CCR	12/13/2023	11.19	426.47
XPW05	Water Level	CCR	04/16/2023	4.40	432.86
XPW05	Water Level	CCR	05/23/2023	[4.69]	[432.58]
XPW05	Water Level	CCR	08/02/2023	4.73	432.54
XPW05	Water Level	CCR	10/30/2023	4.64	432.63
XPW05	Water Level	CCR	11/07/2023	4.75	432.52
XPW05	Water Level	CCR	12/13/2023	4.51	432.76
XPW06	Water Level	CCR	05/23/2023	[2.75]	[414.97]
XPW06	Water Level	CCR	08/02/2023	2.57	415.15
XPW06	Water Level	CCR	10/30/2023	2.46	415.26
XPW06	Water Level	CCR	11/07/2023	2.59	415.13

Notes:

Only wells with groundwater elevations measured are included.
 BMP = below measuring point
 Bracketing [] indicates that the measurement was obtained outside of the episodic depth to groundwater measurements time frame.
 NAVD88 = North American Vertical Datum of 1988
 Monitored Unit Abbreviations:
 CCR = coal combustion residuals
 PMP = potential migration pathway
 UA = uppermost aquifer
 UU = upper unit

Generated 2024-01-23 13:32:44.47486 by banoffra

TABLE 2
ANALYTICAL RESULTS - APPENDIX III PARAMETERS
2023 40 C.F.R. § 257 ANNUAL GROUNDWATER MONITORING AND CORRECTIVE ACTION REPORT
BALDWIN POWER PLANT
BOTTOM ASH POND
BALDWIN, IL

Well ID	HSU	Well Type	Date	Event ID	Parameter	Unit	Result	Background	SSI Type
MW-304	UA	Background	01/11/2023	ADD	Boron, total	mg/L	1.68	NA	NA
MW-304	UA	Background	02/20/2023	ADD	Boron, total	mg/L	1.75	NA	NA
MW-304	UA	Background	03/15/2023	A6	Boron, total	mg/L	1.89	NA	NA
MW-304	UA	Background	04/04/2023	ADD	Boron, total	mg/L	1.69	NA	NA
MW-304	UA	Background	05/22/2023	A6R	Boron, total	mg/L	1.68 J+	NA	NA
MW-304	UA	Background	08/03/2023	A6D	Boron, total	mg/L	1.61	NA	NA
MW-304	UA	Background	11/01/2023	A6DR	Boron, total	mg/L	1.67	NA	NA
MW-304	UA	Background	01/11/2023	ADD	Calcium, total	mg/L	8.50	NA	NA
MW-304	UA	Background	02/20/2023	ADD	Calcium, total	mg/L	10.7	NA	NA
MW-304	UA	Background	03/15/2023	A6	Calcium, total	mg/L	10.6	NA	NA
MW-304	UA	Background	04/04/2023	ADD	Calcium, total	mg/L	8.91	NA	NA
MW-304	UA	Background	05/22/2023	A6R	Calcium, total	mg/L	9.63	NA	NA
MW-304	UA	Background	08/03/2023	A6D	Calcium, total	mg/L	11.4	NA	NA
MW-304	UA	Background	11/01/2023	A6DR	Calcium, total	mg/L	12.0	NA	NA
MW-304	UA	Background	01/11/2023	ADD	Chloride, total	mg/L	185	NA	NA
MW-304	UA	Background	02/20/2023	ADD	Chloride, total	mg/L	186	NA	NA
MW-304	UA	Background	03/15/2023	A6	Chloride, total	mg/L	173	NA	NA
MW-304	UA	Background	04/04/2023	ADD	Chloride, total	mg/L	168	NA	NA
MW-304	UA	Background	05/22/2023	A6R	Chloride, total	mg/L	162	NA	NA
MW-304	UA	Background	08/03/2023	A6D	Chloride, total	mg/L	160	NA	NA
MW-304	UA	Background	11/01/2023	A6DR	Chloride, total	mg/L	166	NA	NA
MW-304	UA	Background	01/11/2023	ADD	Fluoride, total	mg/L	1.68	NA	NA
MW-304	UA	Background	02/20/2023	ADD	Fluoride, total	mg/L	1.67	NA	NA
MW-304	UA	Background	03/15/2023	A6	Fluoride, total	mg/L	1.67	NA	NA
MW-304	UA	Background	04/04/2023	ADD	Fluoride, total	mg/L	1.81	NA	NA
MW-304	UA	Background	05/22/2023	A6R	Fluoride, total	mg/L	1.72	NA	NA
MW-304	UA	Background	08/03/2023	A6D	Fluoride, total	mg/L	1.70	NA	NA
MW-304	UA	Background	11/01/2023	A6DR	Fluoride, total	mg/L	1.91	NA	NA
MW-304	UA	Background	01/11/2023	ADD	pH (field)	SU	7.8	NA	NA
MW-304	UA	Background	02/20/2023	ADD	pH (field)	SU	7.8	NA	NA
MW-304	UA	Background	03/15/2023	A6	pH (field)	SU	7.8	NA	NA
MW-304	UA	Background	04/04/2023	ADD	pH (field)	SU	7.8	NA	NA
MW-304	UA	Background	05/22/2023	A6R	pH (field)	SU	7.5	NA	NA
MW-304	UA	Background	08/03/2023	A6D	pH (field)	SU	7.9	NA	NA
MW-304	UA	Background	11/01/2023	A6DR	pH (field)	SU	7.8	NA	NA
MW-304	UA	Background	01/11/2023	ADD	Sulfate, total	mg/L	209	NA	NA
MW-304	UA	Background	02/20/2023	ADD	Sulfate, total	mg/L	228	NA	NA
MW-304	UA	Background	03/15/2023	A6	Sulfate, total	mg/L	208	NA	NA
MW-304	UA	Background	04/04/2023	ADD	Sulfate, total	mg/L	210	NA	NA
MW-304	UA	Background	05/22/2023	A6R	Sulfate, total	mg/L	208	NA	NA
MW-304	UA	Background	08/03/2023	A6D	Sulfate, total	mg/L	188	NA	NA
MW-304	UA	Background	11/01/2023	A6DR	Sulfate, total	mg/L	191	NA	NA
MW-304	UA	Background	01/11/2023	ADD	Total Dissolved Solids	mg/L	1,450	NA	NA
MW-304	UA	Background	02/20/2023	ADD	Total Dissolved Solids	mg/L	1,470	NA	NA
MW-304	UA	Background	03/15/2023	A6	Total Dissolved Solids	mg/L	1,230	NA	NA
MW-304	UA	Background	04/04/2023	ADD	Total Dissolved Solids	mg/L	1,460	NA	NA

TABLE 2
ANALYTICAL RESULTS - APPENDIX III PARAMETERS
2023 40 C.F.R. § 257 ANNUAL GROUNDWATER MONITORING AND CORRECTIVE ACTION REPORT
BALDWIN POWER PLANT
BOTTOM ASH POND
BALDWIN, IL

Well ID	HSU	Well Type	Date	Event ID	Parameter	Unit	Result	Background	SSI Type
MW-304	UA	Background	05/22/2023	A6R	Total Dissolved Solids	mg/L	1,420	NA	NA
MW-304	UA	Background	08/03/2023	A6D	Total Dissolved Solids	mg/L	1,380	NA	NA
MW-304	UA	Background	11/01/2023	A6DR	Total Dissolved Solids	mg/L	1,470	NA	NA
MW-306	UA	Background	01/13/2023	ADD	Boron, total	mg/L	0.365	NA	NA
MW-306	UA	Background	02/21/2023	ADD	Boron, total	mg/L	0.218	NA	NA
MW-306	UA	Background	03/15/2023	A6	Boron, total	mg/L	0.328	NA	NA
MW-306	UA	Background	04/04/2023	ADD	Boron, total	mg/L	0.186	NA	NA
MW-306	UA	Background	05/23/2023	A6R	Boron, total	mg/L	0.190 J+	NA	NA
MW-306	UA	Background	08/04/2023	A6D	Boron, total	mg/L	0.400	NA	NA
MW-306	UA	Background	11/03/2023	A6DR	Boron, total	mg/L	0.425	NA	NA
MW-306	UA	Background	01/13/2023	ADD	Calcium, total	mg/L	4.30	NA	NA
MW-306	UA	Background	02/21/2023	ADD	Calcium, total	mg/L	17.7	NA	NA
MW-306	UA	Background	03/15/2023	A6	Calcium, total	mg/L	8.59	NA	NA
MW-306	UA	Background	04/04/2023	ADD	Calcium, total	mg/L	28.7	NA	NA
MW-306	UA	Background	05/23/2023	A6R	Calcium, total	mg/L	34.6	NA	NA
MW-306	UA	Background	08/04/2023	A6D	Calcium, total	mg/L	2.49	NA	NA
MW-306	UA	Background	11/03/2023	A6DR	Calcium, total	mg/L	1.89	NA	NA
MW-306	UA	Background	01/13/2023	ADD	Chloride, total	mg/L	48.0	NA	NA
MW-306	UA	Background	02/21/2023	ADD	Chloride, total	mg/L	45.0	NA	NA
MW-306	UA	Background	03/15/2023	A6	Chloride, total	mg/L	56.0	NA	NA
MW-306	UA	Background	04/04/2023	ADD	Chloride, total	mg/L	57.0	NA	NA
MW-306	UA	Background	05/23/2023	A6R	Chloride, total	mg/L	53.0	NA	NA
MW-306	UA	Background	08/04/2023	A6D	Chloride, total	mg/L	50.0	NA	NA
MW-306	UA	Background	11/03/2023	A6DR	Chloride, total	mg/L	71.0	NA	NA
MW-306	UA	Background	01/13/2023	ADD	Fluoride, total	mg/L	0.610	NA	NA
MW-306	UA	Background	02/21/2023	ADD	Fluoride, total	mg/L	0.620	NA	NA
MW-306	UA	Background	03/15/2023	A6	Fluoride, total	mg/L	0.550	NA	NA
MW-306	UA	Background	04/04/2023	ADD	Fluoride, total	mg/L	0.570	NA	NA
MW-306	UA	Background	05/23/2023	A6R	Fluoride, total	mg/L	0.540	NA	NA
MW-306	UA	Background	08/04/2023	A6D	Fluoride, total	mg/L	0.610	NA	NA
MW-306	UA	Background	11/03/2023	A6DR	Fluoride, total	mg/L	0.890	NA	NA
MW-306	UA	Background	01/13/2023	ADD	pH (field)	SU	9.8	NA	NA
MW-306	UA	Background	02/21/2023	ADD	pH (field)	SU	9.9	NA	NA
MW-306	UA	Background	03/15/2023	A6	pH (field)	SU	10.7	NA	NA
MW-306	UA	Background	04/04/2023	ADD	pH (field)	SU	10.9	NA	NA
MW-306	UA	Background	05/23/2023	A6R	pH (field)	SU	11.1	NA	NA
MW-306	UA	Background	08/04/2023	A6D	pH (field)	SU	10.6	NA	NA
MW-306	UA	Background	11/03/2023	A6DR	pH (field)	SU	10.5	NA	NA
MW-306	UA	Background	01/13/2023	ADD	Sulfate, total	mg/L	40.0	NA	NA
MW-306	UA	Background	02/21/2023	ADD	Sulfate, total	mg/L	42.0	NA	NA
MW-306	UA	Background	03/15/2023	A6	Sulfate, total	mg/L	41.0	NA	NA
MW-306	UA	Background	04/04/2023	ADD	Sulfate, total	mg/L	42.0	NA	NA
MW-306	UA	Background	05/23/2023	A6R	Sulfate, total	mg/L	46.0 J+	NA	NA
MW-306	UA	Background	08/04/2023	A6D	Sulfate, total	mg/L	41.0	NA	NA
MW-306	UA	Background	11/03/2023	A6DR	Sulfate, total	mg/L	50.0	NA	NA
MW-306	UA	Background	01/13/2023	ADD	Total Dissolved Solids	mg/L	292	NA	NA

TABLE 2
ANALYTICAL RESULTS - APPENDIX III PARAMETERS
2023 40 C.F.R. § 257 ANNUAL GROUNDWATER MONITORING AND CORRECTIVE ACTION REPORT
BALDWIN POWER PLANT
BOTTOM ASH POND
BALDWIN, IL

Well ID	HSU	Well Type	Date	Event ID	Parameter	Unit	Result	Background	SSI Type
MW-306	UA	Background	02/21/2023	ADD	Total Dissolved Solids	mg/L	342	NA	NA
MW-306	UA	Background	03/15/2023	A6	Total Dissolved Solids	mg/L	288	NA	NA
MW-306	UA	Background	04/04/2023	ADD	Total Dissolved Solids	mg/L	206	NA	NA
MW-306	UA	Background	05/23/2023	A6R	Total Dissolved Solids	mg/L	300	NA	NA
MW-306	UA	Background	08/04/2023	A6D	Total Dissolved Solids	mg/L	302	NA	NA
MW-306	UA	Background	11/03/2023	A6DR	Total Dissolved Solids	mg/L	440	NA	NA
MW-358	UA	Background	01/11/2023	ADD	Boron, total	mg/L	1.38	NA	NA
MW-358	UA	Background	02/20/2023	ADD	Boron, total	mg/L	1.42	NA	NA
MW-358	UA	Background	03/13/2023	ADD	Boron, total	mg/L	1.51	NA	NA
MW-358	UA	Background	04/04/2023	ADD	Boron, total	mg/L	1.45	NA	NA
MW-358	UA	Background	05/19/2023	ADD	Boron, total	mg/L	1.60 J+	NA	NA
MW-358	UA	Background	08/07/2023	A6D	Boron, total	mg/L	1.60	NA	NA
MW-358	UA	Background	11/01/2023	A6DR	Boron, total	mg/L	1.38	NA	NA
MW-358	UA	Background	01/11/2023	ADD	Calcium, total	mg/L	14.0	NA	NA
MW-358	UA	Background	02/20/2023	ADD	Calcium, total	mg/L	13.2	NA	NA
MW-358	UA	Background	03/13/2023	ADD	Calcium, total	mg/L	10.9	NA	NA
MW-358	UA	Background	04/04/2023	ADD	Calcium, total	mg/L	11.4	NA	NA
MW-358	UA	Background	05/19/2023	ADD	Calcium, total	mg/L	12.5	NA	NA
MW-358	UA	Background	08/07/2023	A6D	Calcium, total	mg/L	9.87	NA	NA
MW-358	UA	Background	11/01/2023	A6DR	Calcium, total	mg/L	11.3	NA	NA
MW-358	UA	Background	01/11/2023	ADD	Chloride, total	mg/L	1,200	NA	NA
MW-358	UA	Background	02/20/2023	ADD	Chloride, total	mg/L	1,330	NA	NA
MW-358	UA	Background	03/13/2023	ADD	Chloride, total	mg/L	1,340	NA	NA
MW-358	UA	Background	04/04/2023	ADD	Chloride, total	mg/L	1,370	NA	NA
MW-358	UA	Background	05/19/2023	ADD	Chloride, total	mg/L	1,300	NA	NA
MW-358	UA	Background	08/07/2023	A6D	Chloride, total	mg/L	1,290	NA	NA
MW-358	UA	Background	11/01/2023	A6DR	Chloride, total	mg/L	1,310	NA	NA
MW-358	UA	Background	01/11/2023	ADD	Fluoride, total	mg/L	2.73	NA	NA
MW-358	UA	Background	02/20/2023	ADD	Fluoride, total	mg/L	2.87	NA	NA
MW-358	UA	Background	03/13/2023	ADD	Fluoride, total	mg/L	3.07	NA	NA
MW-358	UA	Background	04/04/2023	ADD	Fluoride, total	mg/L	3.13	NA	NA
MW-358	UA	Background	05/19/2023	ADD	Fluoride, total	mg/L	3.31	NA	NA
MW-358	UA	Background	08/07/2023	A6D	Fluoride, total	mg/L	3.36	NA	NA
MW-358	UA	Background	11/01/2023	A6DR	Fluoride, total	mg/L	3.59	NA	NA
MW-358	UA	Background	01/11/2023	ADD	pH (field)	SU	7.6	NA	NA
MW-358	UA	Background	02/20/2023	ADD	pH (field)	SU	8.4	NA	NA
MW-358	UA	Background	03/13/2023	ADD	pH (field)	SU	7.7	NA	NA
MW-358	UA	Background	04/04/2023	ADD	pH (field)	SU	7.7	NA	NA
MW-358	UA	Background	05/19/2023	ADD	pH (field)	SU	7.6	NA	NA
MW-358	UA	Background	08/07/2023	A6D	pH (field)	SU	8.0	NA	NA
MW-358	UA	Background	11/01/2023	A6DR	pH (field)	SU	7.9	NA	NA
MW-358	UA	Background	01/11/2023	ADD	Sulfate, total	mg/L	34.0	NA	NA
MW-358	UA	Background	02/20/2023	ADD	Sulfate, total	mg/L	16.0	NA	NA
MW-358	UA	Background	03/13/2023	ADD	Sulfate, total	mg/L	8 J	NA	NA
MW-358	UA	Background	04/04/2023	ADD	Sulfate, total	mg/L	31 U	NA	NA
MW-358	UA	Background	05/19/2023	ADD	Sulfate, total	mg/L	10 U	NA	NA

TABLE 2
ANALYTICAL RESULTS - APPENDIX III PARAMETERS
2023 40 C.F.R. § 257 ANNUAL GROUNDWATER MONITORING AND CORRECTIVE ACTION REPORT
BALDWIN POWER PLANT
BOTTOM ASH POND
BALDWIN, IL

Well ID	HSU	Well Type	Date	Event ID	Parameter	Unit	Result	Background	SSI Type
MW-358	UA	Background	08/07/2023	A6D	Sulfate, total	mg/L	9 J	NA	NA
MW-358	UA	Background	11/01/2023	A6DR	Sulfate, total	mg/L	11.0	NA	NA
MW-358	UA	Background	01/11/2023	ADD	Total Dissolved Solids	mg/L	2,690	NA	NA
MW-358	UA	Background	02/20/2023	ADD	Total Dissolved Solids	mg/L	3,080	NA	NA
MW-358	UA	Background	03/13/2023	ADD	Total Dissolved Solids	mg/L	2,880	NA	NA
MW-358	UA	Background	04/04/2023	ADD	Total Dissolved Solids	mg/L	2,990	NA	NA
MW-358	UA	Background	05/19/2023	ADD	Total Dissolved Solids	mg/L	3,040	NA	NA
MW-358	UA	Background	08/07/2023	A6D	Total Dissolved Solids	mg/L	3,160	NA	NA
MW-358	UA	Background	11/01/2023	A6DR	Total Dissolved Solids	mg/L	3,140	NA	NA
MW-192	UU	Compliance	01/12/2023	ADD	Boron, total	mg/L	0.0376	NA	NA
MW-192	UU	Compliance	02/20/2023	ADD	Boron, total	mg/L	0.02 J	NA	NA
MW-192	UU	Compliance	03/13/2023	ADD	Boron, total	mg/L	0.01 U	NA	NA
MW-192	UU	Compliance	04/03/2023	ADD	Boron, total	mg/L	0.0527	NA	NA
MW-192	UU	Compliance	05/16/2023	A6	Boron, total	mg/L	0.0227 J+	2.16	No Exceedance
MW-192	UU	Compliance	08/04/2023	A6D	Boron, total	mg/L	0.0397	2.16	No Exceedance
MW-192	UU	Compliance	10/31/2023	A6DR	Boron, total	mg/L	0.0293	2.16	No Exceedance
MW-192	UU	Compliance	01/12/2023	ADD	Calcium, total	mg/L	67.0	NA	NA
MW-192	UU	Compliance	02/20/2023	ADD	Calcium, total	mg/L	70.3	NA	NA
MW-192	UU	Compliance	03/13/2023	ADD	Calcium, total	mg/L	67.0	NA	NA
MW-192	UU	Compliance	04/03/2023	ADD	Calcium, total	mg/L	68.2	NA	NA
MW-192	UU	Compliance	05/16/2023	A6	Calcium, total	mg/L	69.7	48.5	Determined
MW-192	UU	Compliance	08/04/2023	A6D	Calcium, total	mg/L	74.2	48.5	Confirmed
MW-192	UU	Compliance	10/31/2023	A6DR	Calcium, total	mg/L	74.8	48.5	Confirmed
MW-192	UU	Compliance	01/12/2023	ADD	Chloride, total	mg/L	32.0	NA	NA
MW-192	UU	Compliance	02/20/2023	ADD	Chloride, total	mg/L	29.0	NA	NA
MW-192	UU	Compliance	03/13/2023	ADD	Chloride, total	mg/L	26.0	NA	NA
MW-192	UU	Compliance	04/03/2023	ADD	Chloride, total	mg/L	25.0	NA	NA
MW-192	UU	Compliance	05/16/2023	A6	Chloride, total	mg/L	26.0	1370	No Exceedance
MW-192	UU	Compliance	08/04/2023	A6D	Chloride, total	mg/L	24.0	1370	No Exceedance
MW-192	UU	Compliance	10/31/2023	A6DR	Chloride, total	mg/L	22.0	1370	No Exceedance
MW-192	UU	Compliance	01/12/2023	ADD	Fluoride, total	mg/L	0.430	NA	NA
MW-192	UU	Compliance	02/20/2023	ADD	Fluoride, total	mg/L	0.410	NA	NA
MW-192	UU	Compliance	03/13/2023	ADD	Fluoride, total	mg/L	0.420	NA	NA
MW-192	UU	Compliance	04/03/2023	ADD	Fluoride, total	mg/L	0.410	NA	NA
MW-192	UU	Compliance	05/16/2023	A6	Fluoride, total	mg/L	0.420	3.83	No Exceedance
MW-192	UU	Compliance	08/04/2023	A6D	Fluoride, total	mg/L	0.450	3.83	No Exceedance
MW-192	UU	Compliance	10/31/2023	A6DR	Fluoride, total	mg/L	0.490	3.83	No Exceedance
MW-192	UU	Compliance	01/12/2023	ADD	pH (field)	SU	6.8	NA	NA
MW-192	UU	Compliance	02/20/2023	ADD	pH (field)	SU	6.9	NA	NA
MW-192	UU	Compliance	03/13/2023	ADD	pH (field)	SU	6.9	NA	NA
MW-192	UU	Compliance	04/03/2023	ADD	pH (field)	SU	6.9	NA	NA
MW-192	UU	Compliance	05/16/2023	A6	pH (field)	SU	6.5	7.5/11.1	Determined
MW-192	UU	Compliance	08/04/2023	A6D	pH (field)	SU	6.6	7.5/11.1	Confirmed
MW-192	UU	Compliance	10/31/2023	A6DR	pH (field)	SU	6.8	7.5/11.1	Confirmed
MW-192	UU	Compliance	01/12/2023	ADD	Sulfate, total	mg/L	40.0	NA	NA
MW-192	UU	Compliance	02/20/2023	ADD	Sulfate, total	mg/L	30.0	NA	NA

TABLE 2
ANALYTICAL RESULTS - APPENDIX III PARAMETERS
2023 40 C.F.R. § 257 ANNUAL GROUNDWATER MONITORING AND CORRECTIVE ACTION REPORT
BALDWIN POWER PLANT
BOTTOM ASH POND
BALDWIN, IL

Well ID	HSU	Well Type	Date	Event ID	Parameter	Unit	Result	Background	SSI Type
MW-192	UU	Compliance	03/13/2023	ADD	Sulfate, total	mg/L	27.0	NA	NA
MW-192	UU	Compliance	04/03/2023	ADD	Sulfate, total	mg/L	31.0	NA	NA
MW-192	UU	Compliance	05/16/2023	A6	Sulfate, total	mg/L	25.0 J+	758	No Exceedance
MW-192	UU	Compliance	08/04/2023	A6D	Sulfate, total	mg/L	19.0	758	No Exceedance
MW-192	UU	Compliance	10/31/2023	A6DR	Sulfate, total	mg/L	20.0	758	No Exceedance
MW-192	UU	Compliance	01/12/2023	ADD	Total Dissolved Solids	mg/L	440	NA	NA
MW-192	UU	Compliance	02/20/2023	ADD	Total Dissolved Solids	mg/L	476	NA	NA
MW-192	UU	Compliance	03/13/2023	ADD	Total Dissolved Solids	mg/L	424	NA	NA
MW-192	UU	Compliance	04/03/2023	ADD	Total Dissolved Solids	mg/L	456	NA	NA
MW-192	UU	Compliance	05/16/2023	A6	Total Dissolved Solids	mg/L	450	3260	No Exceedance
MW-192	UU	Compliance	08/04/2023	A6D	Total Dissolved Solids	mg/L	192	3260	No Exceedance
MW-192	UU	Compliance	10/31/2023	A6DR	Total Dissolved Solids	mg/L	420	3260	No Exceedance
MW-193	UU	Compliance	01/12/2023	ADD	Boron, total	mg/L	0.0480	NA	NA
MW-193	UU	Compliance	02/20/2023	ADD	Boron, total	mg/L	0.0398	NA	NA
MW-193	UU	Compliance	03/13/2023	ADD	Boron, total	mg/L	0.01 U	NA	NA
MW-193	UU	Compliance	04/03/2023	ADD	Boron, total	mg/L	0.0642	NA	NA
MW-193	UU	Compliance	05/15/2023	A6	Boron, total	mg/L	0.0395 J+	2.16	No Exceedance
MW-193	UU	Compliance	08/04/2023	A6D	Boron, total	mg/L	0.0505	2.16	No Exceedance
MW-193	UU	Compliance	10/31/2023	A6DR	Boron, total	mg/L	0.0511 J+	2.16	No Exceedance
MW-193	UU	Compliance	01/12/2023	ADD	Calcium, total	mg/L	85.5	NA	NA
MW-193	UU	Compliance	02/20/2023	ADD	Calcium, total	mg/L	89.2	NA	NA
MW-193	UU	Compliance	03/13/2023	ADD	Calcium, total	mg/L	91.0	NA	NA
MW-193	UU	Compliance	04/03/2023	ADD	Calcium, total	mg/L	83.7	NA	NA
MW-193	UU	Compliance	05/15/2023	A6	Calcium, total	mg/L	92.3	48.5	Determined
MW-193	UU	Compliance	08/04/2023	A6D	Calcium, total	mg/L	89.8	48.5	Confirmed
MW-193	UU	Compliance	10/31/2023	A6DR	Calcium, total	mg/L	87.1	48.5	Confirmed
MW-193	UU	Compliance	01/12/2023	ADD	Chloride, total	mg/L	37.0	NA	NA
MW-193	UU	Compliance	02/20/2023	ADD	Chloride, total	mg/L	35.0	NA	NA
MW-193	UU	Compliance	03/13/2023	ADD	Chloride, total	mg/L	35.0	NA	NA
MW-193	UU	Compliance	04/03/2023	ADD	Chloride, total	mg/L	34.0	NA	NA
MW-193	UU	Compliance	05/15/2023	A6	Chloride, total	mg/L	37.0	1370	No Exceedance
MW-193	UU	Compliance	08/04/2023	A6D	Chloride, total	mg/L	35.0	1370	No Exceedance
MW-193	UU	Compliance	10/31/2023	A6DR	Chloride, total	mg/L	34.0	1370	No Exceedance
MW-193	UU	Compliance	01/12/2023	ADD	Fluoride, total	mg/L	0.260	NA	NA
MW-193	UU	Compliance	02/20/2023	ADD	Fluoride, total	mg/L	0.250	NA	NA
MW-193	UU	Compliance	03/13/2023	ADD	Fluoride, total	mg/L	0.250	NA	NA
MW-193	UU	Compliance	04/03/2023	ADD	Fluoride, total	mg/L	0.250	NA	NA
MW-193	UU	Compliance	05/15/2023	A6	Fluoride, total	mg/L	0.240	3.83	No Exceedance
MW-193	UU	Compliance	08/04/2023	A6D	Fluoride, total	mg/L	0.270	3.83	No Exceedance
MW-193	UU	Compliance	10/31/2023	A6DR	Fluoride, total	mg/L	0.290	3.83	No Exceedance
MW-193	UU	Compliance	01/12/2023	ADD	pH (field)	SU	6.7	NA	NA
MW-193	UU	Compliance	02/20/2023	ADD	pH (field)	SU	6.8	NA	NA
MW-193	UU	Compliance	03/13/2023	ADD	pH (field)	SU	7.0	NA	NA
MW-193	UU	Compliance	04/03/2023	ADD	pH (field)	SU	6.9	NA	NA
MW-193	UU	Compliance	05/15/2023	A6	pH (field)	SU	6.8	7.5/11.1	Determined
MW-193	UU	Compliance	08/04/2023	A6D	pH (field)	SU	6.5	7.5/11.1	Confirmed

TABLE 2
ANALYTICAL RESULTS - APPENDIX III PARAMETERS
 2023 40 C.F.R. § 257 ANNUAL GROUNDWATER MONITORING AND CORRECTIVE ACTION REPORT
 BALDWIN POWER PLANT
 BOTTOM ASH POND
 BALDWIN, IL

Well ID	HSU	Well Type	Date	Event ID	Parameter	Unit	Result	Background	SSI Type
MW-193	UU	Compliance	10/31/2023	A6DR	pH (field)	SU	6.8	7.5/11.1	Confirmed
MW-193	UU	Compliance	01/12/2023	ADD	Sulfate, total	mg/L	165	NA	NA
MW-193	UU	Compliance	02/20/2023	ADD	Sulfate, total	mg/L	161	NA	NA
MW-193	UU	Compliance	03/13/2023	ADD	Sulfate, total	mg/L	160	NA	NA
MW-193	UU	Compliance	04/03/2023	ADD	Sulfate, total	mg/L	162	NA	NA
MW-193	UU	Compliance	05/15/2023	A6	Sulfate, total	mg/L	153	758	No Exceedance
MW-193	UU	Compliance	08/04/2023	A6D	Sulfate, total	mg/L	150	758	No Exceedance
MW-193	UU	Compliance	10/31/2023	A6DR	Sulfate, total	mg/L	157	758	No Exceedance
MW-193	UU	Compliance	01/12/2023	ADD	Total Dissolved Solids	mg/L	546	NA	NA
MW-193	UU	Compliance	02/20/2023	ADD	Total Dissolved Solids	mg/L	554	NA	NA
MW-193	UU	Compliance	03/13/2023	ADD	Total Dissolved Solids	mg/L	484	NA	NA
MW-193	UU	Compliance	04/03/2023	ADD	Total Dissolved Solids	mg/L	556	NA	NA
MW-193	UU	Compliance	05/15/2023	A6	Total Dissolved Solids	mg/L	582	3260	No Exceedance
MW-193	UU	Compliance	08/04/2023	A6D	Total Dissolved Solids	mg/L	600	3260	No Exceedance
MW-193	UU	Compliance	10/31/2023	A6DR	Total Dissolved Solids	mg/L	578	3260	No Exceedance
MW-356	UA	Compliance	01/12/2023	ADD	Boron, total	mg/L	1.86	NA	NA
MW-356	UA	Compliance	02/21/2023	ADD	Boron, total	mg/L	2.10	NA	NA
MW-356	UA	Compliance	03/13/2023	A6	Boron, total	mg/L	2.22	2.16	Exceedance Not Confirmed
MW-356	UA	Compliance	04/03/2023	ADD	Boron, total	mg/L	2.61	NA	NA
MW-356	UA	Compliance	05/16/2023	A6R	Boron, total	mg/L	2.01 J+	2.16	No Exceedance
MW-356	UA	Compliance	08/03/2023	A6D	Boron, total	mg/L	1.94	2.16	No Exceedance
MW-356	UA	Compliance	11/02/2023	A6DR	Boron, total	mg/L	2.34	2.16	Exceedance Not Confirmed
MW-356	UA	Compliance	01/12/2023	ADD	Calcium, total	mg/L	11.8	NA	NA
MW-356	UA	Compliance	02/21/2023	ADD	Calcium, total	mg/L	12.2	NA	NA
MW-356	UA	Compliance	03/13/2023	A6	Calcium, total	mg/L	12.4	48.5	No Exceedance
MW-356	UA	Compliance	04/03/2023	ADD	Calcium, total	mg/L	11.6	NA	NA
MW-356	UA	Compliance	05/16/2023	A6R	Calcium, total	mg/L	11.5	48.5	No Exceedance
MW-356	UA	Compliance	08/03/2023	A6D	Calcium, total	mg/L	12.5	48.5	No Exceedance
MW-356	UA	Compliance	11/02/2023	A6DR	Calcium, total	mg/L	12.9	48.5	No Exceedance
MW-356	UA	Compliance	01/12/2023	ADD	Chloride, total	mg/L	35.0	NA	NA
MW-356	UA	Compliance	02/21/2023	ADD	Chloride, total	mg/L	33.0	NA	NA
MW-356	UA	Compliance	03/13/2023	A6	Chloride, total	mg/L	30.0	1370	No Exceedance
MW-356	UA	Compliance	04/03/2023	ADD	Chloride, total	mg/L	32.0	NA	NA
MW-356	UA	Compliance	05/16/2023	A6R	Chloride, total	mg/L	31.0	1370	No Exceedance
MW-356	UA	Compliance	08/03/2023	A6D	Chloride, total	mg/L	28.0	1370	No Exceedance
MW-356	UA	Compliance	11/02/2023	A6DR	Chloride, total	mg/L	28.0	1370	No Exceedance
MW-356	UA	Compliance	01/12/2023	ADD	Fluoride, total	mg/L	2.00	NA	NA
MW-356	UA	Compliance	02/21/2023	ADD	Fluoride, total	mg/L	1.87	NA	NA
MW-356	UA	Compliance	03/13/2023	A6	Fluoride, total	mg/L	1.87	3.83	No Exceedance
MW-356	UA	Compliance	04/03/2023	ADD	Fluoride, total	mg/L	1.93	NA	NA
MW-356	UA	Compliance	05/16/2023	A6R	Fluoride, total	mg/L	1.97	3.83	No Exceedance
MW-356	UA	Compliance	08/03/2023	A6D	Fluoride, total	mg/L	2.05	3.83	No Exceedance
MW-356	UA	Compliance	11/02/2023	A6DR	Fluoride, total	mg/L	2.38	3.83	No Exceedance
MW-356	UA	Compliance	01/12/2023	ADD	pH (field)	SU	7.7	NA	NA
MW-356	UA	Compliance	02/21/2023	ADD	pH (field)	SU	7.7	NA	NA

TABLE 2
ANALYTICAL RESULTS - APPENDIX III PARAMETERS
 2023 40 C.F.R. § 257 ANNUAL GROUNDWATER MONITORING AND CORRECTIVE ACTION REPORT
 BALDWIN POWER PLANT
 BOTTOM ASH POND
 BALDWIN, IL

Well ID	HSU	Well Type	Date	Event ID	Parameter	Unit	Result	Background	SSI Type
MW-356	UA	Compliance	03/13/2023	A6	pH (field)	SU	7.7	7.5/11.1	No Exceedance
MW-356	UA	Compliance	04/03/2023	ADD	pH (field)	SU	7.7	NA	NA
MW-356	UA	Compliance	05/16/2023	A6R	pH (field)	SU	7.7	7.5/11.1	No Exceedance
MW-356	UA	Compliance	08/03/2023	A6D	pH (field)	SU	7.9	7.5/11.1	No Exceedance
MW-356	UA	Compliance	11/02/2023	A6DR	pH (field)	SU	7.6	7.5/11.1	No Exceedance
MW-356	UA	Compliance	01/12/2023	ADD	Sulfate, total	mg/L	46.0	NA	NA
MW-356	UA	Compliance	02/21/2023	ADD	Sulfate, total	mg/L	48.0	NA	NA
MW-356	UA	Compliance	03/13/2023	A6	Sulfate, total	mg/L	43.0 J+	758	No Exceedance
MW-356	UA	Compliance	04/03/2023	ADD	Sulfate, total	mg/L	46.0	NA	NA
MW-356	UA	Compliance	05/16/2023	A6R	Sulfate, total	mg/L	44.0 J+	758	No Exceedance
MW-356	UA	Compliance	08/03/2023	A6D	Sulfate, total	mg/L	43.0	758	No Exceedance
MW-356	UA	Compliance	11/02/2023	A6DR	Sulfate, total	mg/L	41.0	758	No Exceedance
MW-356	UA	Compliance	01/12/2023	ADD	Total Dissolved Solids	mg/L	676	NA	NA
MW-356	UA	Compliance	02/21/2023	ADD	Total Dissolved Solids	mg/L	642	NA	NA
MW-356	UA	Compliance	03/13/2023	A6	Total Dissolved Solids	mg/L	642	3260	No Exceedance
MW-356	UA	Compliance	04/03/2023	ADD	Total Dissolved Solids	mg/L	676	NA	NA
MW-356	UA	Compliance	05/16/2023	A6R	Total Dissolved Solids	mg/L	688	3260	No Exceedance
MW-356	UA	Compliance	08/03/2023	A6D	Total Dissolved Solids	mg/L	596	3260	No Exceedance
MW-356	UA	Compliance	11/02/2023	A6DR	Total Dissolved Solids	mg/L	688	3260	No Exceedance
MW-369	UA	Compliance	03/13/2023	A6	Boron, total	mg/L	0.263	2.16	No Exceedance
MW-369	UA	Compliance	05/16/2023	A6R	Boron, total	mg/L	0.232 J+	2.16	No Exceedance
MW-369	UA	Compliance	08/03/2023	A6D	Boron, total	mg/L	0.259	2.16	No Exceedance
MW-369	UA	Compliance	11/02/2023	A6DR	Boron, total	mg/L	0.888	2.16	No Exceedance
MW-369	UA	Compliance	03/13/2023	A6	Calcium, total	mg/L	120	48.5	Confirmed
MW-369	UA	Compliance	05/16/2023	A6R	Calcium, total	mg/L	124	48.5	Confirmed
MW-369	UA	Compliance	08/03/2023	A6D	Calcium, total	mg/L	121	48.5	Exceedance Not Confirmed
MW-369	UA	Compliance	11/02/2023	A6DR	Calcium, total	mg/L	6.90	48.5	No Exceedance
MW-369	UA	Compliance	03/13/2023	A6	Chloride, total	mg/L	51.0	1370	No Exceedance
MW-369	UA	Compliance	05/16/2023	A6R	Chloride, total	mg/L	66.0	1370	No Exceedance
MW-369	UA	Compliance	08/03/2023	A6D	Chloride, total	mg/L	59.0	1370	No Exceedance
MW-369	UA	Compliance	11/02/2023	A6DR	Chloride, total	mg/L	212	1370	No Exceedance
MW-369	UA	Compliance	03/13/2023	A6	Fluoride, total	mg/L	0.460	3.83	No Exceedance
MW-369	UA	Compliance	05/16/2023	A6R	Fluoride, total	mg/L	0.540	3.83	No Exceedance
MW-369	UA	Compliance	08/03/2023	A6D	Fluoride, total	mg/L	0.500	3.83	No Exceedance
MW-369	UA	Compliance	11/02/2023	A6DR	Fluoride, total	mg/L	3.30	3.83	No Exceedance
MW-369	UA	Compliance	03/13/2023	A6	pH (field)	SU	7.0	7.5/11.1	Confirmed
MW-369	UA	Compliance	05/16/2023	A6R	pH (field)	SU	7.0	7.5/11.1	Confirmed
MW-369	UA	Compliance	08/03/2023	A6D	pH (field)	SU	8.3	7.5/11.1	No Exceedance
MW-369	UA	Compliance	11/02/2023	A6DR	pH (field)	SU	8.3	7.5/11.1	No Exceedance
MW-369	UA	Compliance	03/13/2023	A6	Sulfate, total	mg/L	102	758	No Exceedance
MW-369	UA	Compliance	05/16/2023	A6R	Sulfate, total	mg/L	111	758	No Exceedance
MW-369	UA	Compliance	08/03/2023	A6D	Sulfate, total	mg/L	121	758	No Exceedance
MW-369	UA	Compliance	11/02/2023	A6DR	Sulfate, total	mg/L	144	758	No Exceedance
MW-369	UA	Compliance	03/13/2023	A6	Total Dissolved Solids	mg/L	650	3260	No Exceedance
MW-369	UA	Compliance	05/16/2023	A6R	Total Dissolved Solids	mg/L	720	3260	No Exceedance
MW-369	UA	Compliance	08/03/2023	A6D	Total Dissolved Solids	mg/L	684	3260	No Exceedance

TABLE 2
ANALYTICAL RESULTS - APPENDIX III PARAMETERS
2023 40 C.F.R. § 257 ANNUAL GROUNDWATER MONITORING AND CORRECTIVE ACTION REPORT
BALDWIN POWER PLANT
BOTTOM ASH POND
BALDWIN, IL

Well ID	HSU	Well Type	Date	Event ID	Parameter	Unit	Result	Background	SSI Type
MW-369	UA	Compliance	11/02/2023	A6DR	Total Dissolved Solids	mg/L	1,390	3260	No Exceedance
MW-370	UA	Compliance	01/12/2023	ADD	Boron, total	mg/L	1.75	NA	NA
MW-370	UA	Compliance	02/21/2023	ADD	Boron, total	mg/L	1.95	NA	NA
MW-370	UA	Compliance	03/14/2023	A6	Boron, total	mg/L	1.90	2.16	No Exceedance
MW-370	UA	Compliance	04/03/2023	ADD	Boron, total	mg/L	2.06	NA	NA
MW-370	UA	Compliance	05/16/2023	A6R	Boron, total	mg/L	1.85 J+	2.16	No Exceedance
MW-370	UA	Compliance	08/03/2023	A6D	Boron, total	mg/L	1.73	2.16	No Exceedance
MW-370	UA	Compliance	11/02/2023	A6DR	Boron, total	mg/L	1.98	2.16	No Exceedance
MW-370	UA	Compliance	01/12/2023	ADD	Calcium, total	mg/L	38.4	NA	NA
MW-370	UA	Compliance	02/21/2023	ADD	Calcium, total	mg/L	40.6	NA	NA
MW-370	UA	Compliance	03/14/2023	A6	Calcium, total	mg/L	39.5	48.5	No Exceedance
MW-370	UA	Compliance	04/03/2023	ADD	Calcium, total	mg/L	37.4	NA	NA
MW-370	UA	Compliance	05/16/2023	A6R	Calcium, total	mg/L	37.0	48.5	No Exceedance
MW-370	UA	Compliance	08/03/2023	A6D	Calcium, total	mg/L	41.4	48.5	No Exceedance
MW-370	UA	Compliance	11/02/2023	A6DR	Calcium, total	mg/L	41.1	48.5	No Exceedance
MW-370	UA	Compliance	01/12/2023	ADD	Chloride, total	mg/L	1,470	NA	NA
MW-370	UA	Compliance	02/21/2023	ADD	Chloride, total	mg/L	1,570	NA	NA
MW-370	UA	Compliance	03/14/2023	A6	Chloride, total	mg/L	1,340	1370	No Exceedance
MW-370	UA	Compliance	04/03/2023	ADD	Chloride, total	mg/L	1,280	NA	NA
MW-370	UA	Compliance	05/16/2023	A6R	Chloride, total	mg/L	1,360	1370	No Exceedance
MW-370	UA	Compliance	08/03/2023	A6D	Chloride, total	mg/L	1,310	1370	No Exceedance
MW-370	UA	Compliance	11/02/2023	A6DR	Chloride, total	mg/L	1,420	1370	Exceedance Not Confirmed
MW-370	UA	Compliance	01/12/2023	ADD	Fluoride, total	mg/L	3.07	NA	NA
MW-370	UA	Compliance	02/21/2023	ADD	Fluoride, total	mg/L	2.86	NA	NA
MW-370	UA	Compliance	03/14/2023	A6	Fluoride, total	mg/L	2.96	3.83	No Exceedance
MW-370	UA	Compliance	04/03/2023	ADD	Fluoride, total	mg/L	3.16	NA	NA
MW-370	UA	Compliance	05/16/2023	A6R	Fluoride, total	mg/L	3.07	3.83	No Exceedance
MW-370	UA	Compliance	08/03/2023	A6D	Fluoride, total	mg/L	3.06	3.83	No Exceedance
MW-370	UA	Compliance	11/02/2023	A6DR	Fluoride, total	mg/L	3.70	3.83	No Exceedance
MW-370	UA	Compliance	01/12/2023	ADD	pH (field)	SU	7.5	NA	NA
MW-370	UA	Compliance	02/21/2023	ADD	pH (field)	SU	7.5	NA	NA
MW-370	UA	Compliance	03/14/2023	A6	pH (field)	SU	7.4	7.5/11.1	Exceedance Not Confirmed
MW-370	UA	Compliance	04/03/2023	ADD	pH (field)	SU	7.5	NA	NA
MW-370	UA	Compliance	05/16/2023	A6R	pH (field)	SU	7.5	7.5/11.1	No Exceedance
MW-370	UA	Compliance	08/03/2023	A6D	pH (field)	SU	7.8	7.5/11.1	No Exceedance
MW-370	UA	Compliance	11/02/2023	A6DR	pH (field)	SU	7.6	7.5/11.1	No Exceedance
MW-370	UA	Compliance	01/12/2023	ADD	Sulfate, total	mg/L	253	NA	NA
MW-370	UA	Compliance	02/21/2023	ADD	Sulfate, total	mg/L	273	NA	NA
MW-370	UA	Compliance	03/14/2023	A6	Sulfate, total	mg/L	251	758	No Exceedance
MW-370	UA	Compliance	04/03/2023	ADD	Sulfate, total	mg/L	253	NA	NA
MW-370	UA	Compliance	05/16/2023	A6R	Sulfate, total	mg/L	253	758	No Exceedance
MW-370	UA	Compliance	08/03/2023	A6D	Sulfate, total	mg/L	243	758	No Exceedance
MW-370	UA	Compliance	11/02/2023	A6DR	Sulfate, total	mg/L	273	758	No Exceedance
MW-370	UA	Compliance	01/12/2023	ADD	Total Dissolved Solids	mg/L	3,060	NA	NA
MW-370	UA	Compliance	02/21/2023	ADD	Total Dissolved Solids	mg/L	3,250	NA	NA

TABLE 2
ANALYTICAL RESULTS - APPENDIX III PARAMETERS
2023 40 C.F.R. § 257 ANNUAL GROUNDWATER MONITORING AND CORRECTIVE ACTION REPORT
BALDWIN POWER PLANT
BOTTOM ASH POND
BALDWIN, IL

Well ID	HSU	Well Type	Date	Event ID	Parameter	Unit	Result	Background	SSI Type
MW-370	UA	Compliance	03/14/2023	A6	Total Dissolved Solids	mg/L	2,940	3260	No Exceedance
MW-370	UA	Compliance	04/03/2023	ADD	Total Dissolved Solids	mg/L	2,850	NA	NA
MW-370	UA	Compliance	05/16/2023	A6R	Total Dissolved Solids	mg/L	2,940	3260	No Exceedance
MW-370	UA	Compliance	08/03/2023	A6D	Total Dissolved Solids	mg/L	2,870	3260	No Exceedance
MW-370	UA	Compliance	11/02/2023	A6DR	Total Dissolved Solids	mg/L	3,180	3260	No Exceedance
MW-382	UA	Compliance	03/14/2023	A6	Boron, total	mg/L	1.72	2.16	No Exceedance
MW-382	UA	Compliance	05/16/2023	A6R	Boron, total	mg/L	1.75 J+	2.16	No Exceedance
MW-382	UA	Compliance	08/03/2023	A6D	Boron, total	mg/L	1.61	2.16	No Exceedance
MW-382	UA	Compliance	11/02/2023	A6DR	Boron, total	mg/L	1.72	2.16	No Exceedance
MW-382	UA	Compliance	03/14/2023	A6	Calcium, total	mg/L	18.4	48.5	No Exceedance
MW-382	UA	Compliance	05/16/2023	A6R	Calcium, total	mg/L	27.0	48.5	No Exceedance
MW-382	UA	Compliance	08/03/2023	A6D	Calcium, total	mg/L	27.1	48.5	No Exceedance
MW-382	UA	Compliance	11/02/2023	A6DR	Calcium, total	mg/L	21.9	48.5	No Exceedance
MW-382	UA	Compliance	03/14/2023	A6	Chloride, total	mg/L	29.0	1370	No Exceedance
MW-382	UA	Compliance	05/16/2023	A6R	Chloride, total	mg/L	42.0	1370	No Exceedance
MW-382	UA	Compliance	08/03/2023	A6D	Chloride, total	mg/L	28.0	1370	No Exceedance
MW-382	UA	Compliance	11/02/2023	A6DR	Chloride, total	mg/L	32.0	1370	No Exceedance
MW-382	UA	Compliance	03/14/2023	A6	Fluoride, total	mg/L	2.66	3.83	No Exceedance
MW-382	UA	Compliance	05/16/2023	A6R	Fluoride, total	mg/L	2.75	3.83	No Exceedance
MW-382	UA	Compliance	08/03/2023	A6D	Fluoride, total	mg/L	2.83	3.83	No Exceedance
MW-382	UA	Compliance	11/02/2023	A6DR	Fluoride, total	mg/L	3.24	3.83	No Exceedance
MW-382	UA	Compliance	03/14/2023	A6	pH (field)	SU	7.7	7.5/11.1	No Exceedance
MW-382	UA	Compliance	05/16/2023	A6R	pH (field)	SU	7.7	7.5/11.1	No Exceedance
MW-382	UA	Compliance	08/03/2023	A6D	pH (field)	SU	7.9	7.5/11.1	No Exceedance
MW-382	UA	Compliance	11/02/2023	A6DR	pH (field)	SU	7.8	7.5/11.1	No Exceedance
MW-382	UA	Compliance	03/14/2023	A6	Sulfate, total	mg/L	346	758	No Exceedance
MW-382	UA	Compliance	05/16/2023	A6R	Sulfate, total	mg/L	391	758	No Exceedance
MW-382	UA	Compliance	08/03/2023	A6D	Sulfate, total	mg/L	337	758	No Exceedance
MW-382	UA	Compliance	11/02/2023	A6DR	Sulfate, total	mg/L	420	758	No Exceedance
MW-382	UA	Compliance	03/14/2023	A6	Total Dissolved Solids	mg/L	1,120	3260	No Exceedance
MW-382	UA	Compliance	05/16/2023	A6R	Total Dissolved Solids	mg/L	1,170	3260	No Exceedance
MW-382	UA	Compliance	08/03/2023	A6D	Total Dissolved Solids	mg/L	980	3260	No Exceedance
MW-382	UA	Compliance	11/02/2023	A6DR	Total Dissolved Solids	mg/L	1,130	3260	No Exceedance
MW-392	UA	Compliance	01/12/2023	ADD	Boron, total	mg/L	1.66	NA	NA
MW-392	UA	Compliance	02/20/2023	ADD	Boron, total	mg/L	1.97	NA	NA
MW-392	UA	Compliance	03/13/2023	ADD	Boron, total	mg/L	1.92	NA	NA
MW-392	UA	Compliance	04/03/2023	ADD	Boron, total	mg/L	2.70	NA	NA
MW-392	UA	Compliance	05/16/2023	A6	Boron, total	mg/L	1.92 J+	2.16	No Exceedance
MW-392	UA	Compliance	08/03/2023	A6D	Boron, total	mg/L	1.82	2.16	No Exceedance
MW-392	UA	Compliance	10/31/2023	A6DR	Boron, total	mg/L	1.91	2.16	No Exceedance
MW-392	UA	Compliance	01/12/2023	ADD	Calcium, total	mg/L	47.1	NA	NA
MW-392	UA	Compliance	02/20/2023	ADD	Calcium, total	mg/L	30.4	NA	NA
MW-392	UA	Compliance	03/13/2023	ADD	Calcium, total	mg/L	28.1	NA	NA
MW-392	UA	Compliance	04/03/2023	ADD	Calcium, total	mg/L	30.5	NA	NA
MW-392	UA	Compliance	05/16/2023	A6	Calcium, total	mg/L	25.6	48.5	No Exceedance
MW-392	UA	Compliance	08/03/2023	A6D	Calcium, total	mg/L	26.0	48.5	No Exceedance

TABLE 2
ANALYTICAL RESULTS - APPENDIX III PARAMETERS
 2023 40 C.F.R. § 257 ANNUAL GROUNDWATER MONITORING AND CORRECTIVE ACTION REPORT
 BALDWIN POWER PLANT
 BOTTOM ASH POND
 BALDWIN, IL

Well ID	HSU	Well Type	Date	Event ID	Parameter	Unit	Result	Background	SSI Type
MW-392	UA	Compliance	10/31/2023	A6DR	Calcium, total	mg/L	50.8	48.5	Exceedance Not Confirmed
MW-392	UA	Compliance	01/12/2023	ADD	Chloride, total	mg/L	888	NA	NA
MW-392	UA	Compliance	02/20/2023	ADD	Chloride, total	mg/L	909	NA	NA
MW-392	UA	Compliance	03/13/2023	ADD	Chloride, total	mg/L	896	NA	NA
MW-392	UA	Compliance	04/03/2023	ADD	Chloride, total	mg/L	834	NA	NA
MW-392	UA	Compliance	05/16/2023	A6	Chloride, total	mg/L	827	1370	No Exceedance
MW-392	UA	Compliance	08/03/2023	A6D	Chloride, total	mg/L	878	1370	No Exceedance
MW-392	UA	Compliance	10/31/2023	A6DR	Chloride, total	mg/L	871	1370	No Exceedance
MW-392	UA	Compliance	01/12/2023	ADD	Fluoride, total	mg/L	3.96	NA	NA
MW-392	UA	Compliance	02/20/2023	ADD	Fluoride, total	mg/L	3.69	NA	NA
MW-392	UA	Compliance	03/13/2023	ADD	Fluoride, total	mg/L	4.01	NA	NA
MW-392	UA	Compliance	04/03/2023	ADD	Fluoride, total	mg/L	4.18	NA	NA
MW-392	UA	Compliance	05/16/2023	A6	Fluoride, total	mg/L	4.07	3.83	Determined
MW-392	UA	Compliance	08/03/2023	A6D	Fluoride, total	mg/L	4.07	3.83	Confirmed
MW-392	UA	Compliance	10/31/2023	A6DR	Fluoride, total	mg/L	4.52	3.83	Confirmed
MW-392	UA	Compliance	01/12/2023	ADD	pH (field)	SU	7.6	NA	NA
MW-392	UA	Compliance	02/20/2023	ADD	pH (field)	SU	7.6	NA	NA
MW-392	UA	Compliance	03/13/2023	ADD	pH (field)	SU	7.7	NA	NA
MW-392	UA	Compliance	04/03/2023	ADD	pH (field)	SU	7.7	NA	NA
MW-392	UA	Compliance	05/16/2023	A6	pH (field)	SU	7.5	7.5/11.1	No Exceedance
MW-392	UA	Compliance	08/03/2023	A6D	pH (field)	SU	7.9	7.5/11.1	No Exceedance
MW-392	UA	Compliance	10/31/2023	A6DR	pH (field)	SU	7.7	7.5/11.1	No Exceedance
MW-392	UA	Compliance	01/12/2023	ADD	Sulfate, total	mg/L	47.0	NA	NA
MW-392	UA	Compliance	02/20/2023	ADD	Sulfate, total	mg/L	68.0	NA	NA
MW-392	UA	Compliance	03/13/2023	ADD	Sulfate, total	mg/L	57.0	NA	NA
MW-392	UA	Compliance	04/03/2023	ADD	Sulfate, total	mg/L	61.0	NA	NA
MW-392	UA	Compliance	05/16/2023	A6	Sulfate, total	mg/L	63.0 J+	758	No Exceedance
MW-392	UA	Compliance	08/03/2023	A6D	Sulfate, total	mg/L	55.0	758	No Exceedance
MW-392	UA	Compliance	10/31/2023	A6DR	Sulfate, total	mg/L	66.0	758	No Exceedance
MW-392	UA	Compliance	01/12/2023	ADD	Total Dissolved Solids	mg/L	1,730	NA	NA
MW-392	UA	Compliance	02/20/2023	ADD	Total Dissolved Solids	mg/L	1,870	NA	NA
MW-392	UA	Compliance	03/13/2023	ADD	Total Dissolved Solids	mg/L	1,340	NA	NA
MW-392	UA	Compliance	04/03/2023	ADD	Total Dissolved Solids	mg/L	1,850	NA	NA
MW-392	UA	Compliance	05/16/2023	A6	Total Dissolved Solids	mg/L	1,830	3260	No Exceedance
MW-392	UA	Compliance	08/03/2023	A6D	Total Dissolved Solids	mg/L	1,810	3260	No Exceedance
MW-392	UA	Compliance	10/31/2023	A6DR	Total Dissolved Solids	mg/L	1,840	3260	No Exceedance
MW-393	UA	Compliance	01/12/2023	ADD	Boron, total	mg/L	1.61	NA	NA
MW-393	UA	Compliance	02/20/2023	ADD	Boron, total	mg/L	1.74	NA	NA
MW-393	UA	Compliance	03/13/2023	ADD	Boron, total	mg/L	1.79	NA	NA
MW-393	UA	Compliance	04/03/2023	ADD	Boron, total	mg/L	2.76	NA	NA
MW-393	UA	Compliance	05/15/2023	A6	Boron, total	mg/L	1.72 J+	2.16	No Exceedance
MW-393	UA	Compliance	08/03/2023	A6D	Boron, total	mg/L	1.66	2.16	No Exceedance
MW-393	UA	Compliance	10/31/2023	A6DR	Boron, total	mg/L	1.59	2.16	No Exceedance
MW-393	UA	Compliance	01/12/2023	ADD	Calcium, total	mg/L	14.7	NA	NA
MW-393	UA	Compliance	02/20/2023	ADD	Calcium, total	mg/L	10.8	NA	NA
MW-393	UA	Compliance	03/13/2023	ADD	Calcium, total	mg/L	7.94	NA	NA

TABLE 2
ANALYTICAL RESULTS - APPENDIX III PARAMETERS
 2023 40 C.F.R. § 257 ANNUAL GROUNDWATER MONITORING AND CORRECTIVE ACTION REPORT
 BALDWIN POWER PLANT
 BOTTOM ASH POND
 BALDWIN, IL

Well ID	HSU	Well Type	Date	Event ID	Parameter	Unit	Result	Background	SSI Type
MW-393	UA	Compliance	04/03/2023	ADD	Calcium, total	mg/L	8.59	NA	NA
MW-393	UA	Compliance	05/15/2023	A6	Calcium, total	mg/L	8.41	48.5	No Exceedance
MW-393	UA	Compliance	08/03/2023	A6D	Calcium, total	mg/L	6.00	48.5	No Exceedance
MW-393	UA	Compliance	10/31/2023	A6DR	Calcium, total	mg/L	7.92	48.5	No Exceedance
MW-393	UA	Compliance	01/12/2023	ADD	Chloride, total	mg/L	633	NA	NA
MW-393	UA	Compliance	02/20/2023	ADD	Chloride, total	mg/L	640	NA	NA
MW-393	UA	Compliance	03/13/2023	ADD	Chloride, total	mg/L	606	NA	NA
MW-393	UA	Compliance	04/03/2023	ADD	Chloride, total	mg/L	648	NA	NA
MW-393	UA	Compliance	05/15/2023	A6	Chloride, total	mg/L	745	1370	No Exceedance
MW-393	UA	Compliance	08/03/2023	A6D	Chloride, total	mg/L	610	1370	No Exceedance
MW-393	UA	Compliance	10/31/2023	A6DR	Chloride, total	mg/L	723	1370	No Exceedance
MW-393	UA	Compliance	01/12/2023	ADD	Fluoride, total	mg/L	8.02	NA	NA
MW-393	UA	Compliance	02/20/2023	ADD	Fluoride, total	mg/L	7.66	NA	NA
MW-393	UA	Compliance	03/13/2023	ADD	Fluoride, total	mg/L	8.21	NA	NA
MW-393	UA	Compliance	04/03/2023	ADD	Fluoride, total	mg/L	9.27	NA	NA
MW-393	UA	Compliance	05/15/2023	A6	Fluoride, total	mg/L	8.42	3.83	Determined
MW-393	UA	Compliance	08/03/2023	A6D	Fluoride, total	mg/L	7.32	3.83	Confirmed
MW-393	UA	Compliance	10/31/2023	A6DR	Fluoride, total	mg/L	9.63	3.83	Confirmed
MW-393	UA	Compliance	01/12/2023	ADD	pH (field)	SU	7.9	NA	NA
MW-393	UA	Compliance	02/20/2023	ADD	pH (field)	SU	8.0	NA	NA
MW-393	UA	Compliance	03/13/2023	ADD	pH (field)	SU	8.0	NA	NA
MW-393	UA	Compliance	04/03/2023	ADD	pH (field)	SU	8.1	NA	NA
MW-393	UA	Compliance	05/15/2023	A6	pH (field)	SU	8.3	7.5/11.1	No Exceedance
MW-393	UA	Compliance	08/03/2023	A6D	pH (field)	SU	8.4	7.5/11.1	No Exceedance
MW-393	UA	Compliance	10/31/2023	A6DR	pH (field)	SU	8.2	7.5/11.1	No Exceedance
MW-393	UA	Compliance	01/12/2023	ADD	Sulfate, total	mg/L	232	NA	NA
MW-393	UA	Compliance	02/20/2023	ADD	Sulfate, total	mg/L	214	NA	NA
MW-393	UA	Compliance	03/13/2023	ADD	Sulfate, total	mg/L	186	NA	NA
MW-393	UA	Compliance	04/03/2023	ADD	Sulfate, total	mg/L	209	NA	NA
MW-393	UA	Compliance	05/15/2023	A6	Sulfate, total	mg/L	123	758	No Exceedance
MW-393	UA	Compliance	08/03/2023	A6D	Sulfate, total	mg/L	134	758	No Exceedance
MW-393	UA	Compliance	10/31/2023	A6DR	Sulfate, total	mg/L	184	758	No Exceedance
MW-393	UA	Compliance	01/12/2023	ADD	Total Dissolved Solids	mg/L	2,290	NA	NA
MW-393	UA	Compliance	02/20/2023	ADD	Total Dissolved Solids	mg/L	2,260	NA	NA
MW-393	UA	Compliance	03/13/2023	ADD	Total Dissolved Solids	mg/L	2,170	NA	NA
MW-393	UA	Compliance	04/03/2023	ADD	Total Dissolved Solids	mg/L	2,350	NA	NA
MW-393	UA	Compliance	05/15/2023	A6	Total Dissolved Solids	mg/L	2,290	3260	No Exceedance
MW-393	UA	Compliance	08/03/2023	A6D	Total Dissolved Solids	mg/L	2,070	3260	No Exceedance
MW-393	UA	Compliance	10/31/2023	A6DR	Total Dissolved Solids	mg/L	2,390	3260	No Exceedance
MW-394	UA	Compliance	01/11/2023	ADD	Boron, total	mg/L	1.55	NA	NA
MW-394	UA	Compliance	02/20/2023	ADD	Boron, total	mg/L	1.54	NA	NA
MW-394	UA	Compliance	03/13/2023	ADD	Boron, total	mg/L	2.89	NA	NA
MW-394	UA	Compliance	04/03/2023	ADD	Boron, total	mg/L	2.50	NA	NA
MW-394	UA	Compliance	05/15/2023	A6	Boron, total	mg/L	1.72 J+	2.16	No Exceedance
MW-394	UA	Compliance	08/03/2023	A6D	Boron, total	mg/L	1.39	2.16	No Exceedance
MW-394	UA	Compliance	11/01/2023	A6DR	Boron, total	mg/L	1.90	2.16	No Exceedance

TABLE 2
ANALYTICAL RESULTS - APPENDIX III PARAMETERS
2023 40 C.F.R. § 257 ANNUAL GROUNDWATER MONITORING AND CORRECTIVE ACTION REPORT
BALDWIN POWER PLANT
BOTTOM ASH POND
BALDWIN, IL

Well ID	HSU	Well Type	Date	Event ID	Parameter	Unit	Result	Background	SSI Type
MW-394	UA	Compliance	01/11/2023	ADD	Calcium, total	mg/L	21.4	NA	NA
MW-394	UA	Compliance	02/20/2023	ADD	Calcium, total	mg/L	36.8	NA	NA
MW-394	UA	Compliance	03/13/2023	ADD	Calcium, total	mg/L	25.0	NA	NA
MW-394	UA	Compliance	04/03/2023	ADD	Calcium, total	mg/L	15.7	NA	NA
MW-394	UA	Compliance	05/15/2023	A6	Calcium, total	mg/L	20.8	48.5	No Exceedance
MW-394	UA	Compliance	08/03/2023	A6D	Calcium, total	mg/L	36.7	48.5	No Exceedance
MW-394	UA	Compliance	11/01/2023	A6DR	Calcium, total	mg/L	13.4	48.5	No Exceedance
MW-394	UA	Compliance	01/11/2023	ADD	Chloride, total	mg/L	662	NA	NA
MW-394	UA	Compliance	02/20/2023	ADD	Chloride, total	mg/L	414	NA	NA
MW-394	UA	Compliance	03/13/2023	ADD	Chloride, total	mg/L	528	NA	NA
MW-394	UA	Compliance	04/03/2023	ADD	Chloride, total	mg/L	587	NA	NA
MW-394	UA	Compliance	05/15/2023	A6	Chloride, total	mg/L	614	1370	No Exceedance
MW-394	UA	Compliance	08/03/2023	A6D	Chloride, total	mg/L	324	1370	No Exceedance
MW-394	UA	Compliance	11/01/2023	A6DR	Chloride, total	mg/L	854	1370	No Exceedance
MW-394	UA	Compliance	01/11/2023	ADD	Fluoride, total	mg/L	4.23	NA	NA
MW-394	UA	Compliance	02/20/2023	ADD	Fluoride, total	mg/L	2.66	NA	NA
MW-394	UA	Compliance	03/13/2023	ADD	Fluoride, total	mg/L	3.43	NA	NA
MW-394	UA	Compliance	04/03/2023	ADD	Fluoride, total	mg/L	4.40	NA	NA
MW-394	UA	Compliance	05/15/2023	A6	Fluoride, total	mg/L	4.13	3.83	Determined
MW-394	UA	Compliance	08/03/2023	A6D	Fluoride, total	mg/L	2.36	3.83	No Exceedance
MW-394	UA	Compliance	11/01/2023	A6DR	Fluoride, total	mg/L	5.66	3.83	Exceedance Not Confirmed
MW-394	UA	Compliance	01/11/2023	ADD	pH (field)	SU	7.9	NA	NA
MW-394	UA	Compliance	02/20/2023	ADD	pH (field)	SU	7.7	NA	NA
MW-394	UA	Compliance	03/13/2023	ADD	pH (field)	SU	7.9	NA	NA
MW-394	UA	Compliance	04/03/2023	ADD	pH (field)	SU	8.0	NA	NA
MW-394	UA	Compliance	05/15/2023	A6	pH (field)	SU	8.1	7.5/11.1	No Exceedance
MW-394	UA	Compliance	08/03/2023	A6D	pH (field)	SU	8.0	7.5/11.1	No Exceedance
MW-394	UA	Compliance	11/01/2023	A6DR	pH (field)	SU	7.9	7.5/11.1	No Exceedance
MW-394	UA	Compliance	01/11/2023	ADD	Sulfate, total	mg/L	235	NA	NA
MW-394	UA	Compliance	02/20/2023	ADD	Sulfate, total	mg/L	236	NA	NA
MW-394	UA	Compliance	03/13/2023	ADD	Sulfate, total	mg/L	162	NA	NA
MW-394	UA	Compliance	04/03/2023	ADD	Sulfate, total	mg/L	197	NA	NA
MW-394	UA	Compliance	05/15/2023	A6	Sulfate, total	mg/L	215	758	No Exceedance
MW-394	UA	Compliance	08/03/2023	A6D	Sulfate, total	mg/L	202	758	No Exceedance
MW-394	UA	Compliance	11/01/2023	A6DR	Sulfate, total	mg/L	187	758	No Exceedance
MW-394	UA	Compliance	01/11/2023	ADD	Total Dissolved Solids	mg/L	2,130	NA	NA
MW-394	UA	Compliance	02/20/2023	ADD	Total Dissolved Solids	mg/L	1,680	NA	NA
MW-394	UA	Compliance	03/13/2023	ADD	Total Dissolved Solids	mg/L	1,750	NA	NA
MW-394	UA	Compliance	04/03/2023	ADD	Total Dissolved Solids	mg/L	2,010	NA	NA
MW-394	UA	Compliance	05/15/2023	A6	Total Dissolved Solids	mg/L	1,970	3260	No Exceedance
MW-394	UA	Compliance	08/03/2023	A6D	Total Dissolved Solids	mg/L	1,440	3260	No Exceedance
MW-394	UA	Compliance	11/01/2023	A6DR	Total Dissolved Solids	mg/L	2,500	3260	No Exceedance
OW-256	PMP	Compliance	03/14/2023	A6	Boron, total	mg/L	0.216	2.16	No Exceedance
OW-256	PMP	Compliance	05/17/2023	A6R	Boron, total	mg/L	0.187 J+	2.16	No Exceedance
OW-256	PMP	Compliance	08/03/2023	A6D	Boron, total	mg/L	0.187	2.16	No Exceedance
OW-256	PMP	Compliance	10/31/2023	A6DR	Boron, total	mg/L	0.267 J+	2.16	No Exceedance

TABLE 2
ANALYTICAL RESULTS - APPENDIX III PARAMETERS
 2023 40 C.F.R. § 257 ANNUAL GROUNDWATER MONITORING AND CORRECTIVE ACTION REPORT
 BALDWIN POWER PLANT
 BOTTOM ASH POND
 BALDWIN, IL

Well ID	HSU	Well Type	Date	Event ID	Parameter	Unit	Result	Background	SSI Type
OW-256	PMP	Compliance	03/14/2023	A6	Calcium, total	mg/L	80.9	48.5	Confirmed
OW-256	PMP	Compliance	05/17/2023	A6R	Calcium, total	mg/L	86.9	48.5	Confirmed
OW-256	PMP	Compliance	08/03/2023	A6D	Calcium, total	mg/L	80.6	48.5	Confirmed
OW-256	PMP	Compliance	10/31/2023	A6DR	Calcium, total	mg/L	83.0	48.5	Confirmed
OW-256	PMP	Compliance	03/14/2023	A6	Chloride, total	mg/L	54.0	1370	No Exceedance
OW-256	PMP	Compliance	05/17/2023	A6R	Chloride, total	mg/L	54.0	1370	No Exceedance
OW-256	PMP	Compliance	08/03/2023	A6D	Chloride, total	mg/L	55.0	1370	No Exceedance
OW-256	PMP	Compliance	10/31/2023	A6DR	Chloride, total	mg/L	59.0	1370	No Exceedance
OW-256	PMP	Compliance	03/14/2023	A6	Fluoride, total	mg/L	0.230	3.83	No Exceedance
OW-256	PMP	Compliance	05/17/2023	A6R	Fluoride, total	mg/L	0.250	3.83	No Exceedance
OW-256	PMP	Compliance	08/03/2023	A6D	Fluoride, total	mg/L	0.250	3.83	No Exceedance
OW-256	PMP	Compliance	10/31/2023	A6DR	Fluoride, total	mg/L	0.290	3.83	No Exceedance
OW-256	PMP	Compliance	03/14/2023	A6	pH (field)	SU	6.7	7.5/11.1	Confirmed
OW-256	PMP	Compliance	05/17/2023	A6R	pH (field)	SU	6.7	7.5/11.1	Confirmed
OW-256	PMP	Compliance	08/03/2023	A6D	pH (field)	SU	6.8	7.5/11.1	Confirmed
OW-256	PMP	Compliance	10/31/2023	A6DR	pH (field)	SU	6.8	7.5/11.1	Confirmed
OW-256	PMP	Compliance	03/14/2023	A6	Sulfate, total	mg/L	77.0	758	No Exceedance
OW-256	PMP	Compliance	05/17/2023	A6R	Sulfate, total	mg/L	64.0 J+	758	No Exceedance
OW-256	PMP	Compliance	08/03/2023	A6D	Sulfate, total	mg/L	69.0	758	No Exceedance
OW-256	PMP	Compliance	10/31/2023	A6DR	Sulfate, total	mg/L	80.0	758	No Exceedance
OW-256	PMP	Compliance	03/14/2023	A6	Total Dissolved Solids	mg/L	538	3260	No Exceedance
OW-256	PMP	Compliance	05/17/2023	A6R	Total Dissolved Solids	mg/L	514	3260	No Exceedance
OW-256	PMP	Compliance	08/03/2023	A6D	Total Dissolved Solids	mg/L	478	3260	No Exceedance
OW-256	PMP	Compliance	10/31/2023	A6DR	Total Dissolved Solids	mg/L	490	3260	No Exceedance
OW-257	PMP	Compliance	03/14/2023	A6	Boron, total	mg/L	0.693	2.16	No Exceedance
OW-257	PMP	Compliance	05/17/2023	A6R	Boron, total	mg/L	0.490 J+	2.16	No Exceedance
OW-257	PMP	Compliance	07/10/2023	ADD	Boron, total	mg/L	0.463	NA	NA
OW-257	PMP	Compliance	--	A6D	Boron, total	mg/L	--	2.16	--
OW-257	PMP	Compliance	10/31/2023	A6DR	Boron, total	mg/L	0.615	2.16	No Exceedance
OW-257	PMP	Compliance	03/14/2023	A6	Calcium, total	mg/L	116	48.5	Confirmed
OW-257	PMP	Compliance	05/17/2023	A6R	Calcium, total	mg/L	366	48.5	Confirmed
OW-257	PMP	Compliance	07/10/2023	ADD	Calcium, total	mg/L	136	NA	NA
OW-257	PMP	Compliance	--	A6D	Calcium, total	mg/L	--	48.5	--
OW-257	PMP	Compliance	10/31/2023	A6DR	Calcium, total	mg/L	118	48.5	Confirmed
OW-257	PMP	Compliance	03/14/2023	A6	Chloride, total	mg/L	9.00	1370	No Exceedance
OW-257	PMP	Compliance	05/17/2023	A6R	Chloride, total	mg/L	7.00	1370	No Exceedance
OW-257	PMP	Compliance	07/10/2023	ADD	Chloride, total	mg/L	8.00	NA	NA
OW-257	PMP	Compliance	--	A6D	Chloride, total	mg/L	--	1370	--
OW-257	PMP	Compliance	10/31/2023	A6DR	Chloride, total	mg/L	7.00	1370	No Exceedance
OW-257	PMP	Compliance	03/14/2023	A6	Fluoride, total	mg/L	0.390	3.83	No Exceedance
OW-257	PMP	Compliance	05/17/2023	A6R	Fluoride, total	mg/L	0.370	3.83	No Exceedance
OW-257	PMP	Compliance	07/10/2023	ADD	Fluoride, total	mg/L	0.440	NA	NA
OW-257	PMP	Compliance	--	A6D	Fluoride, total	mg/L	--	3.83	--
OW-257	PMP	Compliance	10/31/2023	A6DR	Fluoride, total	mg/L	0.460	3.83	No Exceedance
OW-257	PMP	Compliance	03/14/2023	A6	pH (field)	SU	7.2	7.5/11.1	Confirmed
OW-257	PMP	Compliance	05/17/2023	A6R	pH (field)	SU	6.8	7.5/11.1	Confirmed

TABLE 2
ANALYTICAL RESULTS - APPENDIX III PARAMETERS
 2023 40 C.F.R. § 257 ANNUAL GROUNDWATER MONITORING AND CORRECTIVE ACTION REPORT
 BALDWIN POWER PLANT
 BOTTOM ASH POND
 BALDWIN, IL

Well ID	HSU	Well Type	Date	Event ID	Parameter	Unit	Result	Background	SSI Type
OW-257	PMP	Compliance	07/10/2023	ADD	pH (field)	SU	6.8	NA	NA
OW-257	PMP	Compliance	--	A6D	pH (field)	SU	--	7.5/11.1	--
OW-257	PMP	Compliance	10/31/2023	A6DR	pH (field)	SU	6.8	7.5/11.1	Confirmed
OW-257	PMP	Compliance	03/14/2023	A6	Sulfate, total	mg/L	140	758	No Exceedance
OW-257	PMP	Compliance	05/17/2023	A6R	Sulfate, total	mg/L	118	758	No Exceedance
OW-257	PMP	Compliance	07/10/2023	ADD	Sulfate, total	mg/L	115	NA	NA
OW-257	PMP	Compliance	--	A6D	Sulfate, total	mg/L	--	758	--
OW-257	PMP	Compliance	10/31/2023	A6DR	Sulfate, total	mg/L	112	758	No Exceedance
OW-257	PMP	Compliance	03/14/2023	A6	Total Dissolved Solids	mg/L	840	3260	No Exceedance
OW-257	PMP	Compliance	05/17/2023	A6R	Total Dissolved Solids	mg/L	1,270	3260	No Exceedance
OW-257	PMP	Compliance	07/10/2023	ADD	Total Dissolved Solids	mg/L	710	NA	NA
OW-257	PMP	Compliance	--	A6D	Total Dissolved Solids	mg/L	--	3260	--
OW-257	PMP	Compliance	10/31/2023	A6DR	Total Dissolved Solids	mg/L	700	3260	No Exceedance
PZ-170	PMP	Compliance	03/14/2023	A6	Boron, total	mg/L	0.363	2.16	No Exceedance
PZ-170	PMP	Compliance	05/17/2023	A6R	Boron, total	mg/L	0.267 J+	2.16	No Exceedance
PZ-170	PMP	Compliance	--	A6D	Boron, total	mg/L	--	2.16	--
PZ-170	PMP	Compliance	10/31/2023	A6DR	Boron, total	mg/L	0.426	2.16	No Exceedance
PZ-170	PMP	Compliance	03/14/2023	A6	Calcium, total	mg/L	200	48.5	Confirmed
PZ-170	PMP	Compliance	05/17/2023	A6R	Calcium, total	mg/L	200	48.5	Confirmed
PZ-170	PMP	Compliance	--	A6D	Calcium, total	mg/L	--	48.5	--
PZ-170	PMP	Compliance	10/31/2023	A6DR	Calcium, total	mg/L	200	48.5	Confirmed
PZ-170	PMP	Compliance	03/14/2023	A6	Chloride, total	mg/L	86.0	1370	No Exceedance
PZ-170	PMP	Compliance	05/17/2023	A6R	Chloride, total	mg/L	35.0	1370	No Exceedance
PZ-170	PMP	Compliance	--	A6D	Chloride, total	mg/L	--	1370	--
PZ-170	PMP	Compliance	10/31/2023	A6DR	Chloride, total	mg/L	82.0	1370	No Exceedance
PZ-170	PMP	Compliance	03/14/2023	A6	Fluoride, total	mg/L	0.190	3.83	No Exceedance
PZ-170	PMP	Compliance	05/17/2023	A6R	Fluoride, total	mg/L	0.180	3.83	No Exceedance
PZ-170	PMP	Compliance	--	A6D	Fluoride, total	mg/L	--	3.83	--
PZ-170	PMP	Compliance	10/31/2023	A6DR	Fluoride, total	mg/L	0.210	3.83	No Exceedance
PZ-170	PMP	Compliance	03/14/2023	A6	pH (field)	SU	6.6	7.5/11.1	Confirmed
PZ-170	PMP	Compliance	05/17/2023	A6R	pH (field)	SU	6.5	7.5/11.1	Confirmed
PZ-170	PMP	Compliance	08/04/2023	A6D	pH (field)	SU	6.6	7.5/11.1	Confirmed
PZ-170	PMP	Compliance	10/31/2023	A6DR	pH (field)	SU	6.5	7.5/11.1	Confirmed
PZ-170	PMP	Compliance	03/14/2023	A6	Sulfate, total	mg/L	288	758	No Exceedance
PZ-170	PMP	Compliance	05/17/2023	A6R	Sulfate, total	mg/L	170	758	No Exceedance
PZ-170	PMP	Compliance	--	A6D	Sulfate, total	mg/L	--	758	--
PZ-170	PMP	Compliance	10/31/2023	A6DR	Sulfate, total	mg/L	232	758	No Exceedance
PZ-170	PMP	Compliance	03/14/2023	A6	Total Dissolved Solids	mg/L	1,300	3260	No Exceedance
PZ-170	PMP	Compliance	05/17/2023	A6R	Total Dissolved Solids	mg/L	730	3260	No Exceedance
PZ-170	PMP	Compliance	--	A6D	Total Dissolved Solids	mg/L	--	3260	--
PZ-170	PMP	Compliance	10/31/2023	A6DR	Total Dissolved Solids	mg/L	1,100	3260	No Exceedance
PZ-182	PMP	Compliance	03/14/2023	A6	Boron, total	mg/L	0.464	2.16	No Exceedance
PZ-182	PMP	Compliance	05/17/2023	A6R	Boron, total	mg/L	0.484 J+	2.16	No Exceedance
PZ-182	PMP	Compliance	08/15/2023	A6D	Boron, total	mg/L	0.476	2.16	No Exceedance
PZ-182	PMP	Compliance	10/31/2023	A6DR	Boron, total	mg/L	0.684	2.16	No Exceedance
PZ-182	PMP	Compliance	03/14/2023	A6	Calcium, total	mg/L	137	48.5	Confirmed

TABLE 2
ANALYTICAL RESULTS - APPENDIX III PARAMETERS
 2023 40 C.F.R. § 257 ANNUAL GROUNDWATER MONITORING AND CORRECTIVE ACTION REPORT
 BALDWIN POWER PLANT
 BOTTOM ASH POND
 BALDWIN, IL

Well ID	HSU	Well Type	Date	Event ID	Parameter	Unit	Result	Background	SSI Type
PZ-182	PMP	Compliance	05/17/2023	A6R	Calcium, total	mg/L	143	48.5	Confirmed
PZ-182	PMP	Compliance	08/15/2023	A6D	Calcium, total	mg/L	143	48.5	Confirmed
PZ-182	PMP	Compliance	10/31/2023	A6DR	Calcium, total	mg/L	171	48.5	Confirmed
PZ-182	PMP	Compliance	03/14/2023	A6	Chloride, total	mg/L	35.0	1370	No Exceedance
PZ-182	PMP	Compliance	05/17/2023	A6R	Chloride, total	mg/L	88.0	1370	No Exceedance
PZ-182	PMP	Compliance	08/15/2023	A6D	Chloride, total	mg/L	40.0	1370	No Exceedance
PZ-182	PMP	Compliance	10/31/2023	A6DR	Chloride, total	mg/L	40.0	1370	No Exceedance
PZ-182	PMP	Compliance	03/14/2023	A6	Fluoride, total	mg/L	0.160	3.83	No Exceedance
PZ-182	PMP	Compliance	05/17/2023	A6R	Fluoride, total	mg/L	0.190	3.83	No Exceedance
PZ-182	PMP	Compliance	08/15/2023	A6D	Fluoride, total	mg/L	0.160	3.83	No Exceedance
PZ-182	PMP	Compliance	10/31/2023	A6DR	Fluoride, total	mg/L	0.180	3.83	No Exceedance
PZ-182	PMP	Compliance	03/14/2023	A6	pH (field)	SU	6.6	7.5/11.1	Confirmed
PZ-182	PMP	Compliance	05/17/2023	A6R	pH (field)	SU	6.6	7.5/11.1	Confirmed
PZ-182	PMP	Compliance	08/15/2023	A6D	pH (field)	SU	6.4	7.5/11.1	Confirmed
PZ-182	PMP	Compliance	10/31/2023	A6DR	pH (field)	SU	6.6	7.5/11.1	Confirmed
PZ-182	PMP	Compliance	03/14/2023	A6	Sulfate, total	mg/L	155	758	No Exceedance
PZ-182	PMP	Compliance	05/17/2023	A6R	Sulfate, total	mg/L	254	758	No Exceedance
PZ-182	PMP	Compliance	08/15/2023	A6D	Sulfate, total	mg/L	172	758	No Exceedance
PZ-182	PMP	Compliance	10/31/2023	A6DR	Sulfate, total	mg/L	207	758	No Exceedance
PZ-182	PMP	Compliance	03/14/2023	A6	Total Dissolved Solids	mg/L	746	3260	No Exceedance
PZ-182	PMP	Compliance	05/17/2023	A6R	Total Dissolved Solids	mg/L	1,120	3260	No Exceedance
PZ-182	PMP	Compliance	08/15/2023	A6D	Total Dissolved Solids	mg/L	772	3260	No Exceedance
PZ-182	PMP	Compliance	10/31/2023	A6DR	Total Dissolved Solids	mg/L	804	3260	No Exceedance

Notes:

- = no data available

HSU = hydrostratigraphic unit:

PMP = Potential Migration Pathway

UA = Uppermost Aquifer

UU = Upper Unit

ID = identification

mg/L = milligrams per liter

NA = not applicable

R = resample

Statistically Significant Increase (SSI) Type:

No Exceedance: No exceedance of the background.

Exceedance Not Confirmed: An exceedance was determined in the parent event, a resample was collected, and the resample did not confirm the exceedance.

Determined: An exceedance was determined without comparison to a resample.

Confirmed: An exceedance was determined with comparison to a resample. If a determined exceedance is confirmed by resample, both the sample and resample are noted as confirmed.

SU = Standard Units

J = The result is an estimated quantity. The associated numerical value is the approximate concentration of the analyte in the sample.

J+ = The result is an estimated quantity, but the result may be biased high.

U = The analyte was analyzed for, but was not detected above the level of the adjusted detection limit or quantitation limit, as appropriate.

TABLE 3
ANALYTICAL RESULTS - APPENDIX IV PARAMETERS
2023 40 C.F.R. § 257 ANNUAL GROUNDWATER MONITORING AND CORRECTIVE ACTION REPORT
BALDWIN POWER PLANT
BOTTOM ASH POND
BALDWIN, IL

Well ID	Well Type	Date	Event ID	Antimony, total (mg/L)	Arsenic, total (mg/L)	Barium, total (mg/L)	Beryllium, total (mg/L)	Cadmium, total (mg/L)	Chromium, total (mg/L)	Cobalt, total (mg/L)	Fluoride, total (mg/L)	Lead, total (mg/L)	Lithium, total (mg/L)	Mercury, total (mg/L)	Molybdenum, total (mg/L)	Radium 226 + 228 (pCi/L)	Selenium, total (mg/L)	Thallium, total (mg/L)
MW-304	B	01/11/2023	ADD	0.0004 U	0.00270	0.0173	0.0002 U	0.0002 U	0.0007 U	0.0001 U	1.68	0.0006 U	0.0819	0.00006 U	0.0007 J	0.213	0.0006 U	0.001 U
MW-304	B	02/20/2023	ADD	0.0004 U	0.00300	0.0216	0.0002 U	0.0002 U	0.0007 U	0.0001 U	1.67	0.0006 U	0.0818	0.00006 U	0.001 J	0.294	0.0006 U	0.001 U
MW-304	B	03/15/2023	A6	0.0004 U	0.00340	0.0206	0.0002 U	0.0002 U	0.0007 U	0.0001 U	1.67	0.0006 U	0.0940	0.00006 U	0.0008 J	0.265	0.0006 U	0.001 U
MW-304	B	04/04/2023	ADD	0.0004 U	0.00510	0.0324	0.0002 U	0.0002 U	0.0007 U	0.0001 U	1.81	0.0006 U	0.0808	0.00006 U	0.001 J	0.932	0.0006 U	0.001 U
MW-304	B	05/22/2023	A6R	0.0006 J	0.0087 U	0.0199	0.0002 U	0.0005 U	0.0028 U	0.0001 U	1.72	0.004 U	0.0603	0.0001 J	0.0037 U	0.381	0.0006 U	0.001 U
MW-304	B	08/03/2023	A6D	0.0004 U	0.00220	0.0201	0.0002 U	0.0002 U	0.0007 U	0.0001 U	1.70	0.0006 U	0.0779	0.00012 U	0.0008 J	0.937	0.0006 U	0.001 U
MW-304	B	11/01/2023	A6DR	0.0004 U	0.00240	0.0199	0.0002 U	0.0002 U	0.0007 U	0.0001 U	1.91	0.0006 U	0.0807	0.00006 U	0.0009 J	0.521	0.0006 U	0.001 U
MW-306	B	01/13/2023	ADD	0.0006 J	0.00640	0.00580	0.0002 U	0.0002 U	0.0007 U	0.0001 U	0.610	0.0006 U	0.0209	0.00006 U	0.0159	0.532	0.0006 U	0.001 U
MW-306	B	02/21/2023	ADD	0.00160	0.00470	0.0115	0.0002 U	0.0002 U	0.0007 U	0.0001 U	0.620	0.0006 U	0.0159	0.00016 J	0.0265	0.284	0.0007 J	0.001 U
MW-306	B	03/15/2023	A6	0.0008 J	0.00670	0.00710	0.0002 U	0.0002 U	0.0007 U	0.0001 U	0.550	0.0006 U	0.0220	0.00006 U	0.0191	0.999	0.0006 J	0.001 U
MW-306	B	04/04/2023	ADD	0.00230	0.00460	0.0194	0.0002 U	0.0002 U	0.0007 U	0.0001 U	0.570	0.0006 U	0.0133	0.00006 U	0.0342	0.975	0.0009 J	0.001 U
MW-306	B	05/23/2023	A6R	0.00140	0.0087 U	0.0139	0.0002 U	0.0005 U	0.0028 U	0.0004 J	0.540	0.004 U	0.0118	0.00006 U	0.0233	0.133	0.0007 J	0.001 U
MW-306	B	08/04/2023	A6D	0.0005 J	0.00820 J	0.00340	0.0002 U	0.0002 U	0.0007 U	0.0001 U	0.610	0.0006 U	0.0212	0.00012 U	0.0153	0.652	0.0006 U	0.001 U
MW-306	B	11/03/2023	A6DR	0.0004 U	0.00980	0.00350	0.0002 U	0.0002 U	0.0007 U	0.0001 U	0.890	0.0006 U	0.0199	0.00006 U	0.0179	0.631	0.0008 J	0.001 U
MW-358	B	01/11/2023	ADD	0.0004 U	0.00140	0.165	0.0002 U	0.0002 U	0.0007 U	0.0001 J	2.73	0.0006 U	0.0957	0.00006 U	0.0165	0.793	0.0006 U	0.001 U
MW-358	B	02/20/2023	ADD	0.0008 J	0.00220	0.201	0.0002 U	0.0002 U	0.0007 U	0.0001 U	2.87	0.0006 U	0.102	0.00006 U	0.0199	0.731	0.0006 U	0.001 U
MW-358	B	03/13/2023	ADD	0.0004 U	0.00210	0.166	0.0002 U	0.0002 U	0.0007 U	0.0001 U	3.07	0.0006 U	0.115	0.00006 J	0.0137	0.624	0.0006 U	0.001 U
MW-358	B	04/04/2023	ADD	0.0004 U	0.00380	0.261	0.0002 U	0.0002 U	0.0007 U	0.0002 J	3.13	0.0006 U	0.105	0.00006 U	0.0217	0.873	0.0006 U	0.001 U
MW-358	B	05/19/2023	ADD	0.0004 U	0.0087 U	0.192	0.0002 U	0.0005 U	0.0028 U	0.0003 J	3.31	0.004 U	0.0778 J+	0.00009 U	0.0139	0.816	0.0006 U	0.001 U
MW-358	B	08/07/2023	A6D	0.0004 U	0.00380	0.235	0.0002 U	0.0002 U	0.001 J	0.0001 U	3.36	0.0006 U	0.0961	0.00006 U	0.0175	0.908	0.0006 U	0.001 U
MW-358	B	11/01/2023	A6DR	0.0004 U	0.00510	0.162	0.0002 U	0.0002 U	0.0007 U	0.0001 U	3.59	0.0162	0.0921	0.00012 J	0.0131	0.956	0.0006 U	0.001 U
MW-192	C	01/12/2023	ADD	0.0004 U	0.00400	0.0921	0.0002 U	0.0002 U	0.0007 U	0.00190	0.430	0.0006 U	0.0244	0.00006 U	0.00290	0.979	0.0006 U	0.001 U
MW-192	C	02/20/2023	ADD	0.0004 U	0.00180	0.0981	0.0002 U	0.0002 U	0.0007 U	0.0005 J	0.410	0.0006 U	0.0156	0.00007 U	0.00320	0.490	0.0006 U	0.001 U
MW-192	C	03/13/2023	ADD	0.0004 U	0.00210	0.0911	0.0002 U	0.0002 U	0.0007 U	0.0004 J	0.420	0.0006 U	0.0144	0.00006 U	0.00220	0.131	0.0006 U	0.001 U
MW-192	C	04/03/2023	ADD	0.0004 U	0.00220	0.154	0.0002 U	0.0002 U	0.0011 J	0.00120	0.410	0.0007 J	0.0163	0.00006 U	0.00320	1.81	0.0006 U	0.001 U
MW-192	C	05/16/2023	A6	0.0004 U	0.0087 U	0.120	0.0002 U	0.0005 U	0.0028 U	0.00230	0.420	0.004 U	0.005 U	0.00006 U	0.0037 U	0.732	0.0006 U	0.001 U
MW-192	C	08/04/2023	A6D	0.0004 U	0.00300	0.139	0.0003 J	0.0002 U	0.00290	0.00140	0.450	0.00250	0.00700	0.00012 U	0.0013 J	2.61	0.0006 U	0.001 U

TABLE 3
ANALYTICAL RESULTS - APPENDIX IV PARAMETERS
2023 40 C.F.R. § 257 ANNUAL GROUNDWATER MONITORING AND CORRECTIVE ACTION REPORT
BALDWIN POWER PLANT
BOTTOM ASH POND
BALDWIN, IL

Well ID	Well Type	Date	Event ID	Antimony, total (mg/L)	Arsenic, total (mg/L)	Barium, total (mg/L)	Beryllium, total (mg/L)	Cadmium, total (mg/L)	Chromium, total (mg/L)	Cobalt, total (mg/L)	Fluoride, total (mg/L)	Lead, total (mg/L)	Lithium, total (mg/L)	Mercury, total (mg/L)	Molybdenum, total (mg/L)	Radium 226 + 228 (pCi/L)	Selenium, total (mg/L)	Thallium, total (mg/L)
MW-192	C	10/31/2023	A6DR	0.0004 U	0.00300	0.118	0.0002 U	0.0002 U	0.00170	0.00130	0.490	0.00120	0.00450	0.00006 U	0.00160	1.28	0.0006 U	0.001 U
MW-193	C	01/12/2023	ADD	0.0004 U	0.00180	0.0743	0.0002 U	0.0002 U	0.0007 U	0.0008 J	0.260	0.0006 U	0.00510	0.00006 U	0.00230	0.538	0.0006 U	0.001 U
MW-193	C	02/20/2023	ADD	0.0004 U	0.00210	0.0764	0.0002 U	0.0002 U	0.00400	0.0007 J	0.250	0.0006 U	0.00490	0.00007 U	0.0013 J	1.01	0.0006 U	0.001 U
MW-193	C	03/13/2023	ADD	0.0004 U	0.00150	0.0785	0.0002 U	0.0002 U	0.0007 U	0.0006 J	0.250	0.0006 U	0.00600	0.00006 U	0.0011 J	0.739	0.0006 U	0.001 U
MW-193	C	04/03/2023	ADD	0.0004 U	0.00140	0.106	0.0002 U	0.0002 U	0.0007 J	0.0009 J	0.250	0.0006 U	0.00750	0.00006 U	0.0011 J	0.931	0.0006 U	0.001 U
MW-193	C	05/15/2023	A6	0.0004 U	0.0087 U	0.0832	0.0002 U	0.0005 U	0.0028 U	0.0005 J	0.240	0.004 U	0.0019 U	0.00006 U	0.0037 U	1.06	0.0006 U	0.001 U
MW-193	C	08/04/2023	A6D	0.0004 U	0.00140	0.0736	0.0002 U	0.0002 U	0.0007 U	0.0006 J	0.270	0.0006 U	0.00450	0.00012 U	0.0008 J	0.612	0.0006 U	0.001 U
MW-193	C	10/31/2023	A6DR	0.0004 U	0.00140	0.0779	0.0002 U	0.0002 U	0.0007 U	0.0007 J	0.290	0.0006 U	0.00450	0.00006 U	0.0007 J	0.582	0.0006 U	0.001 U
MW-356	C	01/12/2023	ADD	0.0004 U	0.0004 U	0.0288	0.0002 U	0.0002 U	0.0007 U	0.0001 U	2.00	0.0006 U	0.0523	0.00006 U	0.0007 J	1.01	0.0006 U	0.001 U
MW-356	C	02/21/2023	ADD	0.00120	0.0005 J	0.0300	0.0002 U	0.0002 U	0.0007 U	0.0001 U	1.87	0.0006 U	0.0579	0.0001 J	0.001 J	0.0851	0.0006 U	0.001 U
MW-356	C	03/13/2023	A6	0.0004 U	0.0005 J	0.0326	0.0002 U	0.0002 U	0.0007 U	0.0001 U	1.87	0.0006 U	0.0605	0.00006 U	0.0007 J	1.68	0.0006 U	0.001 U
MW-356	C	04/03/2023	ADD	0.0004 U	0.0004 U	0.0393	0.0002 U	0.0002 U	0.0007 U	0.0001 U	1.93	0.0006 U	0.0742	0.00006 U	0.0006 J	0.481	0.0006 U	0.001 U
MW-356	C	05/16/2023	A6R	0.0004 U	0.0087 U	0.0326	0.0002 U	0.0005 U	0.0028 U	0.0003 U	1.97	0.004 U	0.0548	0.00006 U	0.0037 U	0.0477	0.0006 U	0.001 U
MW-356	C	08/03/2023	A6D	0.0007 J	0.0005 J	0.0329	0.0002 U	0.0002 U	0.0011 J	0.0005 J	2.05	0.0006 U	0.0518	0.00012 U	0.0011 J	0.530	0.0006 U	0.001 U
MW-356	C	11/02/2023	A6DR	0.0006 J	0.0005 J	0.0382	0.0002 U	0.0002 U	0.0007 U	0.0001 U	2.38	0.0006 U	0.0509	0.00006 U	0.002 UJ	0.679	0.0006 U	0.001 U
MW-369	C	03/13/2023	A6	0.0004 U	0.0007 J	0.116	0.0002 U	0.0002 U	0.0007 U	0.0001 J	0.460	0.0006 U	0.0104	0.00006 U	0.00420	0.613	0.0006 U	0.001 U
MW-369	C	05/16/2023	A6R	0.0004 U	0.0087 U	0.132	0.0002 U	0.0005 U	0.0028 U	0.00210	0.540	0.004 U	0.0024 J	0.00006 U	0.0054 J	0.871	0.0006 U	0.001 U
MW-369	C	08/03/2023	A6D	0.0004 U	0.0008 J	0.104	0.0002 U	0.0002 U	0.0007 U	0.0005 J	0.500	0.0006 U	0.0138	0.00012 U	0.00520	0.845	0.0006 U	0.001 U
MW-369	C	11/02/2023	A6DR	0.0005 J	0.00800	0.00740	0.0002 U	0.0002 U	0.0007 U	0.0001 U	3.30	0.0006 U	0.0423	0.00009 J	0.00600	0.920	0.0006 U	0.001 U
MW-370	C	01/12/2023	ADD	0.0004 U	0.0004 J	0.0272	0.0002 U	0.0002 U	0.0007 U	0.0001 U	3.07	0.0006 U	0.133	0.00006 U	0.00700	0.505	0.0006 U	0.001 U
MW-370	C	02/21/2023	ADD	0.0004 U	0.0007 J	0.0303	0.0002 U	0.0002 U	0.0007 U	0.0002 J	2.86	0.0006 U	0.146	0.00006 U	0.00810	0.658	0.0006 U	0.001 U
MW-370	C	03/14/2023	A6	0.0004 U	0.0008 J	0.0291	0.0002 U	0.0002 U	0.0007 U	0.0002 J	2.96	0.0006 U	0.160	0.00006 U	0.00820	0.689	0.0006 U	0.001 U
MW-370	C	04/03/2023	ADD	0.0004 U	0.0006 J	0.0308	0.0002 U	0.0002 U	0.0009 J	0.0003 J	3.16	0.0006 U	0.158 J+	0.00006 U	0.00730	0.854	0.0006 U	0.001 U
MW-370	C	05/16/2023	A6R	0.0004 U	0.0087 U	0.0321	0.0002 U	0.0005 U	0.0028 U	0.0004 J	3.07	0.004 U	0.120	0.00006 U	0.0062 J	1.25	0.0006 U	0.001 U
MW-370	C	08/03/2023	A6D	0.0004 U	0.0007 J	0.0330	0.0002 U	0.0002 U	0.0009 J	0.0002 J	3.06	0.0006 U	0.134	0.00012 U	0.00740	0.843	0.0006 U	0.001 U
MW-370	C	11/02/2023	A6DR	0.0004 U	0.0006 J	0.0285	0.0002 U	0.0002 U	0.0007 U	0.0001 U	3.70	0.0006 U	0.124	0.00006 U	0.00700	1.58	0.0006 U	0.001 U
MW-382	C	03/14/2023	A6	0.0004 U	0.00130	0.0159	0.0002 U	0.0002 U	0.00330	0.0007 J	2.66	0.0006 U	0.0539	0.00006 U	0.00210	0.689	0.0006 U	0.001 U

TABLE 3
ANALYTICAL RESULTS - APPENDIX IV PARAMETERS
2023 40 C.F.R. § 257 ANNUAL GROUNDWATER MONITORING AND CORRECTIVE ACTION REPORT
BALDWIN POWER PLANT
BOTTOM ASH POND
BALDWIN, IL

Well ID	Well Type	Date	Event ID	Antimony, total (mg/L)	Arsenic, total (mg/L)	Barium, total (mg/L)	Beryllium, total (mg/L)	Cadmium, total (mg/L)	Chromium, total (mg/L)	Cobalt, total (mg/L)	Fluoride, total (mg/L)	Lead, total (mg/L)	Lithium, total (mg/L)	Mercury, total (mg/L)	Molybdenum, total (mg/L)	Radium 226 + 228 (pCi/L)	Selenium, total (mg/L)	Thallium, total (mg/L)
MW-382	C	05/16/2023	A6R	0.0004 U	0.0087 U	0.0268	0.000500	0.0005 U	0.00930	0.00450	2.75	0.004 U	0.0573	0.00006 U	0.0037 U	0.832	0.0006 U	0.001 U
MW-382	C	08/03/2023	A6D	0.0004 U	0.00200	0.0256	0.0004 J	0.0002 U	0.0135	0.00270	2.83	0.00350	0.0560	0.00012 U	0.00260	1.44	0.0006 U	0.001 U
MW-382	C	11/02/2023	A6DR	0.0004 U	0.00130	0.0171	0.0002 U	0.0002 U	0.00550	0.00140	3.24	0.00170	0.0566	0.00006 U	0.0014 J	1.26	0.0006 U	0.001 U
MW-392	C	01/12/2023	ADD	0.0009 J	0.00180	0.0422	0.0002 U	0.0002 U	0.00670	0.00150	3.96	0.00170	0.0760	0.00006 U	0.0009 J	0.544	0.0006 U	0.001 U
MW-392	C	02/20/2023	ADD	0.0004 U	0.0009 J	0.0399	0.0002 U	0.0002 U	0.00190	0.0003 J	3.69	0.0006 U	0.0799	0.00006 U	0.0007 J	0.375	0.0006 U	0.001 U
MW-392	C	03/13/2023	ADD	0.0004 U	0.0006 J	0.0397	0.0002 U	0.0002 U	0.0007 U	0.0001 U	4.01	0.0006 U	0.0767	0.00006 U	0.0006 U	0.0974	0.0006 U	0.001 U
MW-392	C	04/03/2023	ADD	0.0005 J	0.00120	0.0568	0.0002 U	0.0002 U	0.00430	0.0005 J	4.18	0.0006 J	0.117	0.00006 U	0.0011 J	1.28	0.0006 U	0.001 U
MW-392	C	05/16/2023	A6	0.0004 U	0.0087 U	0.0414	0.0002 U	0.0005 U	0.0028 U	0.0003 J	4.07	0.004 U	0.0675	0.00006 U	0.0037 U	0.836	0.0006 U	0.001 U
MW-392	C	08/03/2023	A6D	0.0004 U	0.0004 J	0.0407	0.0002 U	0.0002 U	0.0008 J	0.0001 U	4.07	0.0006 U	0.0733	0.00012 U	0.0008 J	1.19	0.0006 U	0.001 U
MW-392	C	10/31/2023	A6DR	0.0018 U	0.0016 U	0.0615	0.001 U	0.0006 U	0.0186	0.0036 J	4.52	0.0038 J	0.114	0.00006 U	0.0024 U	0.596	0.0006 U	0.0038 U
MW-393	C	01/12/2023	ADD	0.0004 U	0.0005 J	0.0288	0.0002 U	0.0002 U	0.00650	0.00110	8.02	0.0009 J	0.0807	0.00006 U	0.00240	1.02	0.0006 U	0.001 U
MW-393	C	02/20/2023	ADD	0.0004 U	0.0004 U	0.0304	0.0002 U	0.0002 U	0.00160	0.0002 J	7.66	0.0006 U	0.0853	0.00006 U	0.00150 J	0.275	0.0006 U	0.001 U
MW-393	C	03/13/2023	ADD	0.0004 U	0.0004 U	0.0273	0.0002 U	0.0002 U	0.0007 U	0.0001 U	8.21	0.0006 U	0.0668	0.00011 J	0.0008 J	0.294	0.0006 U	0.001 U
MW-393	C	04/03/2023	ADD	0.0005 J	0.0004 U	0.0481	0.0002 U	0.0002 U	0.00190	0.0002 J	9.27	0.0006 U	0.123	0.00006 U	0.001 J	0.304	0.0006 U	0.001 U
MW-393	C	05/15/2023	A6	0.0005 J	0.0087 U	0.0261	0.0002 U	0.0005 U	0.0028 U	0.0001 U	8.42	0.004 U	0.0442 J+	0.00014 J	0.0037 U	0.192	0.0006 U	0.001 U
MW-393	C	08/03/2023	A6D	0.0004 U	0.0004 U	0.0269	0.0002 U	0.0002 U	0.0009 J	0.0001 U	7.32	0.0006 U	0.0593	0.00012 U	0.0012 J	0.657	0.0006 U	0.001 U
MW-393	C	10/31/2023	A6DR	0.0018 U	0.0016 U	0.0582	0.001 U	0.0006 U	0.0028 U	0.0005 U	9.63	0.0024 U	0.0672	0.00006 U	0.0024 U	0.756	0.0024 U	0.0038 U
MW-394	C	01/11/2023	ADD	0.0009 J	0.00150	0.0285	0.0003 J	0.0002 U	0.0136	0.00150	4.23	0.00210	0.0664	0.00011 U	0.00610	0.757	0.00100	0.001 U
MW-394	C	02/20/2023	ADD	0.00150	0.00150	0.0463	0.0002 U	0.0002 U	0.00670	0.00110	2.66	0.00110	0.0579	0.00006 U	0.0119	0.731	0.0006 U	0.001 U
MW-394	C	03/13/2023	ADD	0.0006 J	0.00110	0.0371	0.0002 U	0.0002 U	0.00320	0.00100 J	3.43	0.00160	0.0623	0.00006 U	0.00560	0.889	0.0006 U	0.001 U
MW-394	C	04/03/2023	ADD	0.0005 J	0.0005 J	0.0411	0.0002 U	0.0002 U	0.0007 U	0.0002 J	4.40	0.0006 U	0.101	0.00006 U	0.00350	0.681	0.0006 U	0.001 U
MW-394	C	05/15/2023	A6	0.0005 J	0.0087 U	0.0315	0.0002 U	0.0005 U	0.0028 U	0.0002 J	4.13	0.004 U	0.0373 J+	0.00006 U	0.0037 U	0.353	0.0006 U	0.001 U
MW-394	C	08/03/2023	A6D	0.0008 J	0.0009 J	0.0478	0.0002 U	0.0002 U	0.0008 J	0.0002 J	2.36	0.0006 U	0.0476	0.00006 U	0.0115	0.681	0.0006 U	0.001 U
MW-394	C	11/01/2023	A6DR	0.0004 U	0.0004 U	0.0324	0.0002 U	0.0002 U	0.0007 U	0.0001 U	5.66	0.0006 U	0.0907	0.00006 U	0.0006 U	0.947	0.0006 U	0.001 U
OW-256	C	03/14/2023	A6	0.0004 U	0.00110	0.0898	0.0002 U	0.0002 U	0.0007 U	0.0006 J	0.230	0.0006 U	0.00590	0.00006 U	0.0008 J	1.26	0.0006 U	0.001 U
OW-256	C	05/17/2023	A6R	0.0004 U	0.0087 U	0.102	0.0002 U	0.0005 U	0.0028 U	0.00150	0.250	0.004 U	0.005 U	0.00006 U	0.0037 U	0.717	0.0006 U	0.001 U
OW-256	C	08/03/2023	A6D	0.0004 U	0.00130	0.0915	0.0007 J	0.0004 J	0.00200	0.00110	0.250	0.00230	0.00820	0.00006 U	0.00160	0.660	0.0006 U	0.001 U

TABLE 3
ANALYTICAL RESULTS - APPENDIX IV PARAMETERS
 2023 40 C.F.R. § 257 ANNUAL GROUNDWATER MONITORING AND CORRECTIVE ACTION REPORT
 BALDWIN POWER PLANT
 BOTTOM ASH POND
 BALDWIN, IL

Well ID	Well Type	Date	Event ID	Antimony, total (mg/L)	Arsenic, total (mg/L)	Barium, total (mg/L)	Beryllium, total (mg/L)	Cadmium, total (mg/L)	Chromium, total (mg/L)	Cobalt, total (mg/L)	Fluoride, total (mg/L)	Lead, total (mg/L)	Lithium, total (mg/L)	Mercury, total (mg/L)	Molybdenum, total (mg/L)	Radium 226 + 228 (pCi/L)	Selenium, total (mg/L)	Thallium, total (mg/L)
OW-256	C	10/31/2023	A6DR	0.0004 U	0.00210	0.130	0.0002 U	0.0002 U	0.0011 J	0.00110	0.290	0.0006 U	0.0136	0.00006 U	0.0014 J	0.796	0.0006 U	0.001 U
OW-257	C	03/14/2023	A6	0.00230	0.00400	0.114	0.0002 U	0.0002 U	0.00170	0.00260	0.390	0.00150	0.0268	0.00006 U	0.00300	1.72	0.0006 U	0.001 U
OW-257	C	05/17/2023	A6R	0.0022 U	0.103	0.975	0.00970	0.00450	0.214	0.203	0.370	0.214	0.207 J+	0.00014 J	0.0065 J	25.3	0.0006 U	0.0048 U
OW-257	C	07/10/2023	ADD	0.0009 J	0.0087 U	0.126	0.0002 U	0.0005 U	0.0041 J	0.00320	0.440	0.004 U	0.0333	0.00006 U	0.0043 J	1.33	0.0006 U	0.001 U
OW-257	C	--	A6D	--	--	--	--	--	--	--	--	--	--	--	--	--	--	--
OW-257	C	10/31/2023	A6DR	0.0004 U	0.00520	0.144	0.0002 U	0.0002 U	0.00500	0.00460	0.460	0.00190	0.0365	0.00006 U	0.00400	0.797	0.0006 U	0.001 U
PZ-170	C	03/14/2023	A6	0.00230	0.0006 J	0.0950	0.0002 U	0.0003 J	0.00280	0.00850	0.190	0.0007 J	0.0294	0.00006 U	0.0009 J	1.31	0.0006 U	0.001 U
PZ-170	C	05/17/2023	A6R	0.0007 J	0.0087 U	0.0975	0.0002 U	0.0005 U	0.0028 U	0.00460	0.180	0.004 U	0.0291	0.00006 U	0.0037 U	0.181	0.0006 U	0.001 U
PZ-170	C	08/04/2023	A6D	--	--	--	--	--	--	--	--	--	--	--	--	1.16	--	--
PZ-170	C	10/31/2023	A6DR	0.0004 U	0.00120	0.155	0.0002 U	0.0002 U	0.0007 U	0.00370	0.210	0.0006 U	0.0361	0.00006 U	0.0007 J	0.630	0.0006 U	0.001 U
PZ-182	C	03/14/2023	A6	0.0005 J	0.00100 J	0.0670	0.0002 U	0.0002 J	0.0007 U	0.00100 J	0.160	0.00360	0.0143	0.00008 J	0.0008 J	1.39	0.0006 U	0.001 U
PZ-182	C	05/17/2023	A6R	0.0004 U	0.0087 U	0.0692	0.0002 U	0.0005 U	0.0028 U	0.0008 J	0.190	0.004 U	0.00690 J+	0.00006 U	0.0037 U	0.925	0.0006 U	0.001 U
PZ-182	C	08/15/2023	A6D	0.0008 U	0.0004 U	0.0712	0.0002 U	0.0002 U	0.0007 U	0.0003 J	0.160	0.0006 U	0.0155	0.00009 U	0.0006 U	1.40	0.0006 U	0.001 U
PZ-182	C	10/31/2023	A6DR	0.0004 U	0.0005 J	0.0886	0.0002 U	0.0002 U	0.0007 U	0.0006 J	0.180	0.0006 U	0.0173	0.00006 U	0.0006 U	0.582	0.0006 U	0.001 U

Notes:
 - = no data available
 ID = identification
 mg/L = milligrams per liter
 pCi/L = picoCuries per liter
 J = The result is an estimated quantity. The associated numerical value is the approximate concentration of the analyte in the sample.
 J+ = The result is an estimated quantity, but the result may be biased high.
 U = The analyte was analyzed for, but was not detected above the level of the adjusted detection limit or quantitation limit, as appropriate.
 UJ = The analyte was analyzed for, but was not detected. The reported quantitation limit is approximate and may be inaccurate or imprecise.
 Well Type:
 B = Background
 C = Compliance

Generated 2024-01-14 03:02:26.092192 by banoffra

TABLE 4
STATISTICAL BACKGROUND VALUES
 2023 40 C.F.R. § 257 ANNUAL GROUNDWATER MONITORING AND CORRECTIVE ACTION REPORT
 BALDWIN POWER PLANT
 BOTTOM ASH POND
 BALDWIN, IL

Parameter	Date Range	Sample Count	Percent Non-Detects	Statistical Calculation	Statistical Background Value (LPL/UPL)
Boron (mg/L)	10/26/2022 - 05/23/2023	24	0	Non-Parametric UPL	2.16
Calcium (mg/L)	10/26/2022 - 05/23/2023	24	0	Parametric UPL (log-transformed)	48.5
Chloride (mg/L)	10/26/2022 - 05/23/2023	24	0	Non-Parametric UPL	1370
Fluoride (mg/L)	10/26/2022 - 05/23/2023	24	0	Parametric UPL	3.83
pH (field) (SU)	10/26/2022 - 05/23/2023	26	0	Non-Parametric LPL/UPL	7.5/11.1
Sulfate (mg/L)	10/26/2022 - 05/23/2023	24	12	Parametric UPL (log-transformed)	758
Total Dissolved Solids (mg/L)	10/26/2022 - 05/23/2023	26	0	Non-Parametric UPL	3260

Notes:
 LPL = lower prediction limit (applicable for pH only)
 mg/L = milligrams per liter
 SU = standard units
 UPL = upper prediction limit

Generated 2024-01-14 01:40:44.261109 by banoffra

TABLE 5
GROUNDWATER PROTECTION STANDARDS
 2023 40 C.F.R. § 257 ANNUAL GROUNDWATER MONITORING AND CORRECTIVE ACTION REPORT
 BALDWIN POWER PLANT
 BOTTOM ASH POND
 BALDWIN, IL

Parameter	Background					MCL/HBL	Groundwater Protection Standard*	Groundwater Protection Standard Source
	Date Range	Sample Count	Percent Non-Detects	Statistical Calculation	Value			
Antimony (mg/L)	10/26/2022 - 05/23/2023	24	71	Non-parametric UTL	0.00230	0.006	0.006	MCL/HBL
Arsenic (mg/L)	10/26/2022 - 05/23/2023	24	12	Parametric UTL (log-transformed)	0.0104	0.010	0.0104	Background
Barium (mg/L)	10/26/2022 - 05/23/2023	24	0	Non-parametric UTL	0.261	2.0	2.0	MCL/HBL
Beryllium (mg/L)	10/26/2022 - 05/23/2023	24	100	All ND - Last Reporting Limit	0.0005	0.004	0.004	MCL/HBL
Cadmium (mg/L)	10/26/2022 - 05/23/2023	24	100	All ND - Last Reporting Limit	0.002	0.005	0.005	MCL/HBL
Chromium (mg/L)	10/26/2022 - 05/23/2023	24	88	Non-parametric UTL	0.0125	0.1	0.1	MCL/HBL
Cobalt (mg/L)	10/26/2022 - 05/23/2023	24	92	Non-parametric UTL	0.00220	0.006	0.006	MCL/HBL
Fluoride (mg/L)	10/26/2022 - 05/23/2023	24	0	Parametric UTL	3.84	4.0	4.0	MCL/HBL
Lead (mg/L)	10/26/2022 - 05/23/2023	24	96	Non-parametric UTL	0.00220	0.015	0.015	MCL/HBL
Lithium (mg/L)	10/26/2022 - 05/23/2023	24	0	Parametric UTL	0.140	0.04	0.140	Background
Mercury (mg/L)	10/26/2022 - 05/23/2023	24	100	All ND - Last Reporting Limit	0.0002	0.002	0.002	MCL/HBL
Molybdenum (mg/L)	10/26/2022 - 05/23/2023	24	33	Non-parametric UTL	0.0782	0.1	0.1	MCL/HBL
Radium 226 + Radium 228 (pCi/L)	10/26/2022 - 05/23/2023	24	0	Parametric UTL (log-transformed)	3.76	5	5	MCL/HBL
Selenium (mg/L)	10/26/2022 - 05/23/2023	24	96	Non-parametric UTL	0.00320	0.05	0.05	MCL/HBL
Thallium (mg/L)	10/26/2022 - 05/23/2023	24	100	All ND - Last Reporting Limit	0.002	0.002	0.002	MCL/HBL

Notes:
 * Groundwater Protection Standard is the higher of the MCL/HBL or background.
 MCL/HBL = maximum contaminant level/health-based level
 mg/L = milligrams per liter
 ND = non-detect
 pCi/L = picoCuries per liter
 UTL = upper tolerance limit

Generated 2024-01-14 03:02:34.587268 by banoffra

TABLE 6
DETERMINATION OF STATISTICALLY SIGNIFICANT LEVELS
2023 40 C.F.R. § 257 ANNUAL GROUNDWATER MONITORING AND CORRECTIVE ACTION REPORT
BALDWIN POWER PLANT
BOTTOM ASH POND
BALDWIN, IL

Well ID	HSU	Event ID	Parameter	Units	Date Range	Sample Count	Percent ND	Statistical Calculation	Statistical Result	GWPS	GWPS Source	SSL Type
MW-192	UU	A6	Antimony, total	mg/L	10/27/2022 - 05/16/2023	8	75	CI around median	0.001	0.006	MCL/HBL	No Exceedance
MW-192	UU	A6D	Antimony, total	mg/L	10/27/2022 - 08/04/2023	9	78	CI around median	0.001	0.006	MCL/HBL	No Exceedance
MW-192	UU	A6DR	Antimony, total	mg/L	10/27/2022 - 10/31/2023	10	80	CI around median	0.001	0.006	MCL/HBL	No Exceedance
MW-192	UU	A6	Arsenic, total	mg/L	10/27/2022 - 05/16/2023	8	25	CI around geomean	0.00146	0.0104	Background	No Exceedance
MW-192	UU	A6D	Arsenic, total	mg/L	10/27/2022 - 08/04/2023	9	22	CI around geomean	0.0016	0.0104	Background	No Exceedance
MW-192	UU	A6DR	Arsenic, total	mg/L	10/27/2022 - 10/31/2023	10	20	CI around geomean	0.00158	0.0104	Background	No Exceedance
MW-192	UU	A6	Barium, total	mg/L	10/27/2022 - 05/16/2023	8	0	CI around mean	0.0825	2.0	MCL/HBL	No Exceedance
MW-192	UU	A6D	Barium, total	mg/L	10/27/2022 - 08/04/2023	9	0	CI around mean	0.0878	2.0	MCL/HBL	No Exceedance
MW-192	UU	A6DR	Barium, total	mg/L	10/27/2022 - 10/31/2023	10	0	CI around mean	0.0915	2.0	MCL/HBL	No Exceedance
MW-192	UU	A6	Beryllium, total	mg/L	10/27/2022 - 05/16/2023	8	100	All ND - Last	0.0005	0.004	MCL/HBL	No Exceedance
MW-192	UU	A6D	Beryllium, total	mg/L	10/27/2022 - 08/04/2023	9	100	All ND - Last	0.001	0.004	MCL/HBL	No Exceedance
MW-192	UU	A6DR	Beryllium, total	mg/L	10/27/2022 - 10/31/2023	10	100	All ND - Last	0.001	0.004	MCL/HBL	No Exceedance
MW-192	UU	A6	Cadmium, total	mg/L	10/27/2022 - 05/16/2023	8	100	All ND - Last	0.002	0.005	MCL/HBL	No Exceedance
MW-192	UU	A6D	Cadmium, total	mg/L	10/27/2022 - 08/04/2023	9	100	All ND - Last	0.001	0.005	MCL/HBL	No Exceedance
MW-192	UU	A6DR	Cadmium, total	mg/L	10/27/2022 - 10/31/2023	10	100	All ND - Last	0.001	0.005	MCL/HBL	No Exceedance
MW-192	UU	A6	Chromium, total	mg/L	10/27/2022 - 05/16/2023	8	100	All ND - Last	0.005	0.1	MCL/HBL	No Exceedance
MW-192	UU	A6D	Chromium, total	mg/L	10/27/2022 - 08/04/2023	9	89	CI around median	0.0015	0.1	MCL/HBL	No Exceedance
MW-192	UU	A6DR	Chromium, total	mg/L	10/27/2022 - 10/31/2023	10	80	CI around median	0.0015	0.1	MCL/HBL	No Exceedance
MW-192	UU	A6	Cobalt, total	mg/L	10/27/2022 - 05/16/2023	8	38	CI around mean	0.00091	0.006	MCL/HBL	No Exceedance
MW-192	UU	A6D	Cobalt, total	mg/L	10/27/2022 - 08/04/2023	9	33	CI around mean	0.000988	0.006	MCL/HBL	No Exceedance
MW-192	UU	A6DR	Cobalt, total	mg/L	10/27/2022 - 10/31/2023	10	30	CI around mean	0.00103	0.006	MCL/HBL	No Exceedance
MW-192	UU	A6	Fluoride, total	mg/L	10/27/2022 - 05/16/2023	8	0	CI around mean	0.403	4.0	MCL/HBL	No Exceedance
MW-192	UU	A6D	Fluoride, total	mg/L	10/27/2022 - 08/04/2023	9	0	CI around mean	0.407	4.0	MCL/HBL	No Exceedance
MW-192	UU	A6DR	Fluoride, total	mg/L	10/27/2022 - 10/31/2023	10	0	CI around mean	0.409	4.0	MCL/HBL	No Exceedance
MW-192	UU	A6	Lead, total	mg/L	10/27/2022 - 05/16/2023	8	88	CI around median	0.001	0.015	MCL/HBL	No Exceedance
MW-192	UU	A6D	Lead, total	mg/L	10/27/2022 - 08/04/2023	9	78	CI around median	0.001	0.015	MCL/HBL	No Exceedance
MW-192	UU	A6DR	Lead, total	mg/L	10/27/2022 - 10/31/2023	10	70	CI around median	0.001	0.015	MCL/HBL	No Exceedance

TABLE 6
DETERMINATION OF STATISTICALLY SIGNIFICANT LEVELS
 2023 40 C.F.R. § 257 ANNUAL GROUNDWATER MONITORING AND CORRECTIVE ACTION REPORT
 BALDWIN POWER PLANT
 BOTTOM ASH POND
 BALDWIN, IL

Well ID	HSU	Event ID	Parameter	Units	Date Range	Sample Count	Percent ND	Statistical Calculation	Statistical Result	GWPS	GWPS Source	SSL Type
MW-192	UU	A6	Lithium, total	mg/L	10/27/2022 - 05/16/2023	8	12	CI around mean	0.00725	0.140	Background	No Exceedance
MW-192	UU	A6D	Lithium, total	mg/L	10/27/2022 - 08/04/2023	9	11	CB around linear reg	-0.0254	0.140	Background	No Exceedance
MW-192	UU	A6DR	Lithium, total	mg/L	10/27/2022 - 10/31/2023	10	10	CB around linear reg	-0.0276	0.140	Background	No Exceedance
MW-192	UU	A6	Mercury, total	mg/L	10/27/2022 - 05/16/2023	8	100	All ND - Last	0.0002	0.002	MCL/HBL	No Exceedance
MW-192	UU	A6D	Mercury, total	mg/L	10/27/2022 - 08/04/2023	9	100	All ND - Last	0.0002	0.002	MCL/HBL	No Exceedance
MW-192	UU	A6DR	Mercury, total	mg/L	10/27/2022 - 10/31/2023	10	100	All ND - Last	0.0002	0.002	MCL/HBL	No Exceedance
MW-192	UU	A6	Molybdenum, total	mg/L	10/27/2022 - 05/16/2023	8	12	CI around mean	0.00248	0.1	MCL/HBL	No Exceedance
MW-192	UU	A6D	Molybdenum, total	mg/L	10/27/2022 - 08/04/2023	9	22	CI around mean	0.00191	0.1	MCL/HBL	No Exceedance
MW-192	UU	A6DR	Molybdenum, total	mg/L	10/27/2022 - 10/31/2023	10	20	CI around mean	0.00178	0.1	MCL/HBL	No Exceedance
MW-192	UU	A6	Radium 226 + Radium 228, total	pCi/L	10/27/2022 - 05/16/2023	8	0	CI around mean	0.244	5	MCL/HBL	No Exceedance
MW-192	UU	A6D	Radium 226 + Radium 228, total	pCi/L	10/27/2022 - 08/04/2023	9	0	CI around mean	0.26	5	MCL/HBL	No Exceedance
MW-192	UU	A6DR	Radium 226 + Radium 228, total	pCi/L	10/27/2022 - 10/31/2023	10	0	CI around mean	0.379	5	MCL/HBL	No Exceedance
MW-192	UU	A6	Selenium, total	mg/L	10/27/2022 - 05/16/2023	8	100	All ND - Last	0.001	0.05	MCL/HBL	No Exceedance
MW-192	UU	A6D	Selenium, total	mg/L	10/27/2022 - 08/04/2023	9	100	All ND - Last	0.001	0.05	MCL/HBL	No Exceedance
MW-192	UU	A6DR	Selenium, total	mg/L	10/27/2022 - 10/31/2023	10	100	All ND - Last	0.001	0.05	MCL/HBL	No Exceedance
MW-192	UU	A6	Thallium, total	mg/L	10/27/2022 - 05/16/2023	8	100	All ND - Last	0.002	0.002	MCL/HBL	No Exceedance
MW-192	UU	A6D	Thallium, total	mg/L	10/27/2022 - 08/04/2023	9	100	All ND - Last	0.002	0.002	MCL/HBL	No Exceedance
MW-192	UU	A6DR	Thallium, total	mg/L	10/27/2022 - 10/31/2023	10	100	All ND - Last	0.002	0.002	MCL/HBL	No Exceedance
MW-193	UU	A6	Antimony, total	mg/L	10/27/2022 - 05/15/2023	8	100	All ND - Last	0.001	0.006	MCL/HBL	No Exceedance
MW-193	UU	A6D	Antimony, total	mg/L	10/27/2022 - 08/04/2023	9	100	All ND - Last	0.001	0.006	MCL/HBL	No Exceedance
MW-193	UU	A6DR	Antimony, total	mg/L	10/27/2022 - 10/31/2023	10	100	All ND - Last	0.001	0.006	MCL/HBL	No Exceedance
MW-193	UU	A6	Arsenic, total	mg/L	10/27/2022 - 05/15/2023	8	12	CI around mean	0.00124	0.0104	Background	No Exceedance
MW-193	UU	A6D	Arsenic, total	mg/L	10/27/2022 - 08/04/2023	9	11	CI around mean	0.00125	0.0104	Background	No Exceedance
MW-193	UU	A6DR	Arsenic, total	mg/L	10/27/2022 - 10/31/2023	10	10	CI around mean	0.00126	0.0104	Background	No Exceedance
MW-193	UU	A6	Barium, total	mg/L	10/27/2022 - 05/15/2023	8	0	CI around mean	0.0703	2.0	MCL/HBL	No Exceedance
MW-193	UU	A6D	Barium, total	mg/L	10/27/2022 - 08/04/2023	9	0	CI around geomean	0.0719	2.0	MCL/HBL	No Exceedance
MW-193	UU	A6DR	Barium, total	mg/L	10/27/2022 - 10/31/2023	10	0	CI around median	0.0743	2.0	MCL/HBL	No Exceedance

TABLE 6
DETERMINATION OF STATISTICALLY SIGNIFICANT LEVELS
 2023 40 C.F.R. § 257 ANNUAL GROUNDWATER MONITORING AND CORRECTIVE ACTION REPORT
 BALDWIN POWER PLANT
 BOTTOM ASH POND
 BALDWIN, IL

Well ID	HSU	Event ID	Parameter	Units	Date Range	Sample Count	Percent ND	Statistical Calculation	Statistical Result	GWPS	GWPS Source	SSL Type
MW-193	UU	A6	Beryllium, total	mg/L	10/27/2022 - 05/15/2023	8	100	All ND - Last	0.0005	0.004	MCL/HBL	No Exceedance
MW-193	UU	A6D	Beryllium, total	mg/L	10/27/2022 - 08/04/2023	9	100	All ND - Last	0.001	0.004	MCL/HBL	No Exceedance
MW-193	UU	A6DR	Beryllium, total	mg/L	10/27/2022 - 10/31/2023	10	100	All ND - Last	0.001	0.004	MCL/HBL	No Exceedance
MW-193	UU	A6	Cadmium, total	mg/L	10/27/2022 - 05/15/2023	8	100	All ND - Last	0.002	0.005	MCL/HBL	No Exceedance
MW-193	UU	A6D	Cadmium, total	mg/L	10/27/2022 - 08/04/2023	9	100	All ND - Last	0.001	0.005	MCL/HBL	No Exceedance
MW-193	UU	A6DR	Cadmium, total	mg/L	10/27/2022 - 10/31/2023	10	100	All ND - Last	0.001	0.005	MCL/HBL	No Exceedance
MW-193	UU	A6	Chromium, total	mg/L	10/27/2022 - 05/15/2023	8	75	CI around median	0.0015	0.1	MCL/HBL	No Exceedance
MW-193	UU	A6D	Chromium, total	mg/L	10/27/2022 - 08/04/2023	9	78	CI around median	0.0015	0.1	MCL/HBL	No Exceedance
MW-193	UU	A6DR	Chromium, total	mg/L	10/27/2022 - 10/31/2023	10	80	CI around median	0.0015	0.1	MCL/HBL	No Exceedance
MW-193	UU	A6	Cobalt, total	mg/L	10/27/2022 - 05/15/2023	8	88	Most recent sample	0.001	0.006	MCL/HBL	No Exceedance
MW-193	UU	A6D	Cobalt, total	mg/L	10/27/2022 - 08/04/2023	9	89	Most recent sample	0.001	0.006	MCL/HBL	No Exceedance
MW-193	UU	A6DR	Cobalt, total	mg/L	10/27/2022 - 10/31/2023	10	90	Most recent sample	0.001	0.006	MCL/HBL	No Exceedance
MW-193	UU	A6	Fluoride, total	mg/L	10/27/2022 - 05/15/2023	8	0	CB around linear reg	0.191	4.0	MCL/HBL	No Exceedance
MW-193	UU	A6D	Fluoride, total	mg/L	10/27/2022 - 08/04/2023	9	0	CI around mean	0.241	4.0	MCL/HBL	No Exceedance
MW-193	UU	A6DR	Fluoride, total	mg/L	10/27/2022 - 10/31/2023	10	0	CI around mean	0.245	4.0	MCL/HBL	No Exceedance
MW-193	UU	A6	Lead, total	mg/L	10/27/2022 - 05/15/2023	8	100	All ND - Last	0.0075	0.015	MCL/HBL	No Exceedance
MW-193	UU	A6D	Lead, total	mg/L	10/27/2022 - 08/04/2023	9	100	All ND - Last	0.001	0.015	MCL/HBL	No Exceedance
MW-193	UU	A6DR	Lead, total	mg/L	10/27/2022 - 10/31/2023	10	100	All ND - Last	0.001	0.015	MCL/HBL	No Exceedance
MW-193	UU	A6	Lithium, total	mg/L	10/27/2022 - 05/15/2023	8	25	CI around mean	0.00474	0.140	Background	No Exceedance
MW-193	UU	A6D	Lithium, total	mg/L	10/27/2022 - 08/04/2023	9	22	CI around mean	0.00458	0.140	Background	No Exceedance
MW-193	UU	A6DR	Lithium, total	mg/L	10/27/2022 - 10/31/2023	10	20	CI around mean	0.00453	0.140	Background	No Exceedance
MW-193	UU	A6	Mercury, total	mg/L	10/27/2022 - 05/15/2023	8	100	All ND - Last	0.0002	0.002	MCL/HBL	No Exceedance
MW-193	UU	A6D	Mercury, total	mg/L	10/27/2022 - 08/04/2023	9	100	All ND - Last	0.0002	0.002	MCL/HBL	No Exceedance
MW-193	UU	A6DR	Mercury, total	mg/L	10/27/2022 - 10/31/2023	10	100	All ND - Last	0.0002	0.002	MCL/HBL	No Exceedance
MW-193	UU	A6	Molybdenum, total	mg/L	10/27/2022 - 05/15/2023	8	62	CI around median	0.0015	0.1	MCL/HBL	No Exceedance
MW-193	UU	A6D	Molybdenum, total	mg/L	10/27/2022 - 08/04/2023	9	67	CI around median	0.0015	0.1	MCL/HBL	No Exceedance
MW-193	UU	A6DR	Molybdenum, total	mg/L	10/27/2022 - 10/31/2023	10	70	CI around median	0.0015	0.1	MCL/HBL	No Exceedance

TABLE 6
DETERMINATION OF STATISTICALLY SIGNIFICANT LEVELS
 2023 40 C.F.R. § 257 ANNUAL GROUNDWATER MONITORING AND CORRECTIVE ACTION REPORT
 BALDWIN POWER PLANT
 BOTTOM ASH POND
 BALDWIN, IL

Well ID	HSU	Event ID	Parameter	Units	Date Range	Sample Count	Percent ND	Statistical Calculation	Statistical Result	GWPS	GWPS Source	SSL Type
MW-193	UU	A6	Radium 226 + Radium 228, total	pCi/L	10/27/2022 - 05/15/2023	8	0	CI around mean	0.376	5	MCL/HBL	No Exceedance
MW-193	UU	A6D	Radium 226 + Radium 228, total	pCi/L	10/27/2022 - 08/04/2023	9	0	CI around mean	0.413	5	MCL/HBL	No Exceedance
MW-193	UU	A6DR	Radium 226 + Radium 228, total	pCi/L	10/27/2022 - 10/31/2023	10	0	CI around mean	0.435	5	MCL/HBL	No Exceedance
MW-193	UU	A6	Selenium, total	mg/L	10/27/2022 - 05/15/2023	8	100	All ND - Last	0.001	0.05	MCL/HBL	No Exceedance
MW-193	UU	A6D	Selenium, total	mg/L	10/27/2022 - 08/04/2023	9	100	All ND - Last	0.001	0.05	MCL/HBL	No Exceedance
MW-193	UU	A6DR	Selenium, total	mg/L	10/27/2022 - 10/31/2023	10	100	All ND - Last	0.001	0.05	MCL/HBL	No Exceedance
MW-193	UU	A6	Thallium, total	mg/L	10/27/2022 - 05/15/2023	8	100	All ND - Last	0.002	0.002	MCL/HBL	No Exceedance
MW-193	UU	A6D	Thallium, total	mg/L	10/27/2022 - 08/04/2023	9	100	All ND - Last	0.002	0.002	MCL/HBL	No Exceedance
MW-193	UU	A6DR	Thallium, total	mg/L	10/27/2022 - 10/31/2023	10	100	All ND - Last	0.002	0.002	MCL/HBL	No Exceedance
MW-356	UA	A6	Antimony, total	mg/L	12/29/2015 - 03/13/2023	21	90	CI around median	0.001	0.006	MCL/HBL	No Exceedance
MW-356	UA	A6R	Antimony, total	mg/L	12/29/2015 - 05/16/2023	23	91	CI around median	0.001	0.006	MCL/HBL	No Exceedance
MW-356	UA	A6D	Antimony, total	mg/L	12/29/2015 - 08/03/2023	24	92	CI around median	0.001	0.006	MCL/HBL	No Exceedance
MW-356	UA	A6DR	Antimony, total	mg/L	12/29/2015 - 11/02/2023	25	92	CI around median	0.001	0.006	MCL/HBL	No Exceedance
MW-356	UA	A6	Arsenic, total	mg/L	12/29/2015 - 03/13/2023	24	79	CI around median	0.001	0.0104	Background	No Exceedance
MW-356	UA	A6R	Arsenic, total	mg/L	12/29/2015 - 05/16/2023	26	81	CI around median	0.001	0.0104	Background	No Exceedance
MW-356	UA	A6D	Arsenic, total	mg/L	12/29/2015 - 08/03/2023	27	81	CI around median	0.001	0.0104	Background	No Exceedance
MW-356	UA	A6DR	Arsenic, total	mg/L	12/29/2015 - 11/02/2023	28	82	CI around median	0.001	0.0104	Background	No Exceedance
MW-356	UA	A6	Barium, total	mg/L	12/29/2015 - 03/13/2023	24	0	CI around median	0.0297	2.0	MCL/HBL	No Exceedance
MW-356	UA	A6R	Barium, total	mg/L	12/29/2015 - 05/16/2023	26	0	CI around median	0.0297	2.0	MCL/HBL	No Exceedance
MW-356	UA	A6D	Barium, total	mg/L	12/29/2015 - 08/03/2023	27	0	CI around median	0.0297	2.0	MCL/HBL	No Exceedance
MW-356	UA	A6DR	Barium, total	mg/L	12/29/2015 - 11/02/2023	28	0	CI around median	0.0297	2.0	MCL/HBL	No Exceedance
MW-356	UA	A6	Beryllium, total	mg/L	12/29/2015 - 03/13/2023	19	100	All ND - Last	0.001	0.004	MCL/HBL	No Exceedance
MW-356	UA	A6R	Beryllium, total	mg/L	12/29/2015 - 05/16/2023	21	100	All ND - Last	0.0005	0.004	MCL/HBL	No Exceedance
MW-356	UA	A6D	Beryllium, total	mg/L	12/29/2015 - 08/03/2023	22	100	All ND - Last	0.001	0.004	MCL/HBL	No Exceedance
MW-356	UA	A6DR	Beryllium, total	mg/L	12/29/2015 - 11/02/2023	23	100	All ND - Last	0.001	0.004	MCL/HBL	No Exceedance
MW-356	UA	A6	Cadmium, total	mg/L	12/29/2015 - 03/13/2023	19	100	All ND - Last	0.001	0.005	MCL/HBL	No Exceedance
MW-356	UA	A6R	Cadmium, total	mg/L	12/29/2015 - 05/16/2023	21	100	All ND - Last	0.002	0.005	MCL/HBL	No Exceedance

TABLE 6
DETERMINATION OF STATISTICALLY SIGNIFICANT LEVELS
 2023 40 C.F.R. § 257 ANNUAL GROUNDWATER MONITORING AND CORRECTIVE ACTION REPORT
 BALDWIN POWER PLANT
 BOTTOM ASH POND
 BALDWIN, IL

Well ID	HSU	Event ID	Parameter	Units	Date Range	Sample Count	Percent ND	Statistical Calculation	Statistical Result	GWPS	GWPS Source	SSL Type
MW-356	UA	A6D	Cadmium, total	mg/L	12/29/2015 - 08/03/2023	22	100	All ND - Last	0.001	0.005	MCL/HBL	No Exceedance
MW-356	UA	A6DR	Cadmium, total	mg/L	12/29/2015 - 11/02/2023	23	100	All ND - Last	0.001	0.005	MCL/HBL	No Exceedance
MW-356	UA	A6	Chromium, total	mg/L	12/29/2015 - 03/13/2023	23	100	All ND - Last	0.0015	0.1	MCL/HBL	No Exceedance
MW-356	UA	A6R	Chromium, total	mg/L	12/29/2015 - 05/16/2023	25	100	All ND - Last	0.005	0.1	MCL/HBL	No Exceedance
MW-356	UA	A6D	Chromium, total	mg/L	12/29/2015 - 08/03/2023	26	100	All ND - Last	0.0015	0.1	MCL/HBL	No Exceedance
MW-356	UA	A6DR	Chromium, total	mg/L	12/29/2015 - 11/02/2023	27	100	All ND - Last	0.0015	0.1	MCL/HBL	No Exceedance
MW-356	UA	A6	Cobalt, total	mg/L	12/29/2015 - 03/13/2023	22	100	All ND - Last	0.001	0.006	MCL/HBL	No Exceedance
MW-356	UA	A6R	Cobalt, total	mg/L	12/29/2015 - 05/16/2023	24	100	All ND - Last	0.001	0.006	MCL/HBL	No Exceedance
MW-356	UA	A6D	Cobalt, total	mg/L	12/29/2015 - 08/03/2023	25	100	All ND - Last	0.001	0.006	MCL/HBL	No Exceedance
MW-356	UA	A6DR	Cobalt, total	mg/L	12/29/2015 - 11/02/2023	26	100	All ND - Last	0.001	0.006	MCL/HBL	No Exceedance
MW-356	UA	A6	Fluoride, total	mg/L	12/29/2015 - 03/13/2023	25	0	CB around linear reg	1.94	4.0	MCL/HBL	No Exceedance
MW-356	UA	A6R	Fluoride, total	mg/L	12/29/2015 - 05/16/2023	27	0	CI around mean	1.9	4.0	MCL/HBL	No Exceedance
MW-356	UA	A6D	Fluoride, total	mg/L	12/29/2015 - 08/03/2023	28	0	CB around linear reg	1.95	4.0	MCL/HBL	No Exceedance
MW-356	UA	A6DR	Fluoride, total	mg/L	12/29/2015 - 11/02/2023	29	0	CB around linear reg	1.97	4.0	MCL/HBL	No Exceedance
MW-356	UA	A6	Lead, total	mg/L	12/29/2015 - 03/13/2023	22	95	Most recent sample	0.001	0.015	MCL/HBL	No Exceedance
MW-356	UA	A6R	Lead, total	mg/L	12/29/2015 - 05/16/2023	24	96	CI around median	0.001	0.015	MCL/HBL	No Exceedance
MW-356	UA	A6D	Lead, total	mg/L	12/29/2015 - 08/03/2023	25	96	CI around median	0.001	0.015	MCL/HBL	No Exceedance
MW-356	UA	A6DR	Lead, total	mg/L	12/29/2015 - 11/02/2023	26	96	CI around median	0.001	0.015	MCL/HBL	No Exceedance
MW-356	UA	A6	Lithium, total	mg/L	12/29/2015 - 03/13/2023	24	0	CB around T-S line	0.0529	0.140	Background	No Exceedance
MW-356	UA	A6R	Lithium, total	mg/L	12/29/2015 - 05/16/2023	26	0	CB around linear reg	0.0551	0.140	Background	No Exceedance
MW-356	UA	A6D	Lithium, total	mg/L	12/29/2015 - 08/03/2023	27	0	CI around geomean	0.0524	0.140	Background	No Exceedance
MW-356	UA	A6DR	Lithium, total	mg/L	12/29/2015 - 11/02/2023	28	0	CI around median	0.0521	0.140	Background	No Exceedance
MW-356	UA	A6	Mercury, total	mg/L	12/29/2015 - 03/13/2023	19	100	All ND - Last	0.0002	0.002	MCL/HBL	No Exceedance
MW-356	UA	A6R	Mercury, total	mg/L	12/29/2015 - 05/16/2023	21	100	All ND - Last	0.0002	0.002	MCL/HBL	No Exceedance
MW-356	UA	A6D	Mercury, total	mg/L	12/29/2015 - 08/03/2023	22	100	All ND - Last	0.0002	0.002	MCL/HBL	No Exceedance
MW-356	UA	A6DR	Mercury, total	mg/L	12/29/2015 - 11/02/2023	23	100	All ND - Last	0.0002	0.002	MCL/HBL	No Exceedance
MW-356	UA	A6	Molybdenum, total	mg/L	12/29/2015 - 03/13/2023	24	54	CI around median	0.0015	0.1	MCL/HBL	No Exceedance

TABLE 6
DETERMINATION OF STATISTICALLY SIGNIFICANT LEVELS
 2023 40 C.F.R. § 257 ANNUAL GROUNDWATER MONITORING AND CORRECTIVE ACTION REPORT
 BALDWIN POWER PLANT
 BOTTOM ASH POND
 BALDWIN, IL

Well ID	HSU	Event ID	Parameter	Units	Date Range	Sample Count	Percent ND	Statistical Calculation	Statistical Result	GWPS	GWPS Source	SSL Type
MW-356	UA	A6R	Molybdenum, total	mg/L	12/29/2015 - 05/16/2023	26	58	CI around median	0.0015	0.1	MCL/HBL	No Exceedance
MW-356	UA	A6D	Molybdenum, total	mg/L	12/29/2015 - 08/03/2023	27	59	CI around median	0.0015	0.1	MCL/HBL	No Exceedance
MW-356	UA	A6DR	Molybdenum, total	mg/L	12/29/2015 - 11/02/2023	28	61	CI around median	0.0015	0.1	MCL/HBL	No Exceedance
MW-356	UA	A6	Radium 226 + Radium 228, total	pCi/L	12/29/2015 - 03/13/2023	24	0	CI around median	0.1	5	MCL/HBL	No Exceedance
MW-356	UA	A6R	Radium 226 + Radium 228, total	pCi/L	12/29/2015 - 05/16/2023	26	0	CI around median	0.1	5	MCL/HBL	No Exceedance
MW-356	UA	A6D	Radium 226 + Radium 228, total	pCi/L	12/29/2015 - 08/03/2023	27	0	CI around median	0.1	5	MCL/HBL	No Exceedance
MW-356	UA	A6DR	Radium 226 + Radium 228, total	pCi/L	12/29/2015 - 11/02/2023	28	0	CI around median	0.1	5	MCL/HBL	No Exceedance
MW-356	UA	A6	Selenium, total	mg/L	12/29/2015 - 03/13/2023	21	100	All ND - Last	0.001	0.05	MCL/HBL	No Exceedance
MW-356	UA	A6R	Selenium, total	mg/L	12/29/2015 - 05/16/2023	23	100	All ND - Last	0.001	0.05	MCL/HBL	No Exceedance
MW-356	UA	A6D	Selenium, total	mg/L	12/29/2015 - 08/03/2023	24	100	All ND - Last	0.001	0.05	MCL/HBL	No Exceedance
MW-356	UA	A6DR	Selenium, total	mg/L	12/29/2015 - 11/02/2023	25	100	All ND - Last	0.001	0.05	MCL/HBL	No Exceedance
MW-356	UA	A6	Thallium, total	mg/L	12/29/2015 - 03/13/2023	19	100	All ND - Last	0.002	0.002	MCL/HBL	No Exceedance
MW-356	UA	A6R	Thallium, total	mg/L	12/29/2015 - 05/16/2023	21	100	All ND - Last	0.002	0.002	MCL/HBL	No Exceedance
MW-356	UA	A6D	Thallium, total	mg/L	12/29/2015 - 08/03/2023	22	100	All ND - Last	0.002	0.002	MCL/HBL	No Exceedance
MW-356	UA	A6DR	Thallium, total	mg/L	12/29/2015 - 11/02/2023	23	100	All ND - Last	0.002	0.002	MCL/HBL	No Exceedance
MW-369	UA	A6	Antimony, total	mg/L	12/29/2015 - 03/13/2023	16	75	CB around T-S line	-0.00205	0.006	MCL/HBL	No Exceedance
MW-369	UA	A6R	Antimony, total	mg/L	12/29/2015 - 05/16/2023	17	76	CB around T-S line	-0.00196	0.006	MCL/HBL	No Exceedance
MW-369	UA	A6D	Antimony, total	mg/L	12/29/2015 - 08/03/2023	18	78	CB around T-S line	-0.00132	0.006	MCL/HBL	No Exceedance
MW-369	UA	A6DR	Antimony, total	mg/L	12/29/2015 - 11/02/2023	19	79	CB around T-S line	-0.000672	0.006	MCL/HBL	No Exceedance
MW-369	UA	A6	Arsenic, total	mg/L	12/29/2015 - 03/13/2023	19	5.3	CI around geomean	0.00143	0.0104	Background	No Exceedance
MW-369	UA	A6R	Arsenic, total	mg/L	12/29/2015 - 05/16/2023	20	10	CI around geomean	0.00151	0.0104	Background	No Exceedance
MW-369	UA	A6D	Arsenic, total	mg/L	12/29/2015 - 08/03/2023	21	14	CI around geomean	0.00138	0.0104	Background	No Exceedance
MW-369	UA	A6DR	Arsenic, total	mg/L	12/29/2015 - 11/02/2023	22	14	CI around geomean	0.00146	0.0104	Background	No Exceedance
MW-369	UA	A6	Barium, total	mg/L	12/29/2015 - 03/13/2023	19	0	CB around T-S line	0.0682	2.0	MCL/HBL	No Exceedance
MW-369	UA	A6R	Barium, total	mg/L	12/29/2015 - 05/16/2023	20	0	CB around T-S line	0.073	2.0	MCL/HBL	No Exceedance
MW-369	UA	A6D	Barium, total	mg/L	12/29/2015 - 08/03/2023	21	0	CB around T-S line	0.0794	2.0	MCL/HBL	No Exceedance
MW-369	UA	A6DR	Barium, total	mg/L	12/29/2015 - 11/02/2023	22	0	CB around T-S line	0.0597	2.0	MCL/HBL	No Exceedance

TABLE 6
DETERMINATION OF STATISTICALLY SIGNIFICANT LEVELS
 2023 40 C.F.R. § 257 ANNUAL GROUNDWATER MONITORING AND CORRECTIVE ACTION REPORT
 BALDWIN POWER PLANT
 BOTTOM ASH POND
 BALDWIN, IL

Well ID	HSU	Event ID	Parameter	Units	Date Range	Sample Count	Percent ND	Statistical Calculation	Statistical Result	GWPS	GWPS Source	SSL Type
MW-369	UA	A6	Beryllium, total	mg/L	12/29/2015 - 03/13/2023	14	100	All ND - Last	0.001	0.004	MCL/HBL	No Exceedance
MW-369	UA	A6R	Beryllium, total	mg/L	12/29/2015 - 05/16/2023	15	100	All ND - Last	0.0005	0.004	MCL/HBL	No Exceedance
MW-369	UA	A6D	Beryllium, total	mg/L	12/29/2015 - 08/03/2023	16	100	All ND - Last	0.001	0.004	MCL/HBL	No Exceedance
MW-369	UA	A6DR	Beryllium, total	mg/L	12/29/2015 - 11/02/2023	17	100	All ND - Last	0.001	0.004	MCL/HBL	No Exceedance
MW-369	UA	A6	Cadmium, total	mg/L	12/29/2015 - 03/13/2023	14	100	All ND - Last	0.001	0.005	MCL/HBL	No Exceedance
MW-369	UA	A6R	Cadmium, total	mg/L	12/29/2015 - 05/16/2023	15	100	All ND - Last	0.002	0.005	MCL/HBL	No Exceedance
MW-369	UA	A6D	Cadmium, total	mg/L	12/29/2015 - 08/03/2023	16	100	All ND - Last	0.001	0.005	MCL/HBL	No Exceedance
MW-369	UA	A6DR	Cadmium, total	mg/L	12/29/2015 - 11/02/2023	17	100	All ND - Last	0.001	0.005	MCL/HBL	No Exceedance
MW-369	UA	A6	Chromium, total	mg/L	12/29/2015 - 03/13/2023	18	89	CB around T-S line	0.00105	0.1	MCL/HBL	No Exceedance
MW-369	UA	A6R	Chromium, total	mg/L	12/29/2015 - 05/16/2023	19	89	CB around T-S line	0.00145	0.1	MCL/HBL	No Exceedance
MW-369	UA	A6D	Chromium, total	mg/L	12/29/2015 - 08/03/2023	20	90	CB around T-S line	0.00135	0.1	MCL/HBL	No Exceedance
MW-369	UA	A6DR	Chromium, total	mg/L	12/29/2015 - 11/02/2023	21	90	CB around T-S line	0.00148	0.1	MCL/HBL	No Exceedance
MW-369	UA	A6	Cobalt, total	mg/L	12/29/2015 - 03/13/2023	17	88	CI around median	0.001	0.006	MCL/HBL	No Exceedance
MW-369	UA	A6R	Cobalt, total	mg/L	12/29/2015 - 05/16/2023	18	83	CI around median	0.001	0.006	MCL/HBL	No Exceedance
MW-369	UA	A6D	Cobalt, total	mg/L	12/29/2015 - 08/03/2023	19	84	CI around median	0.001	0.006	MCL/HBL	No Exceedance
MW-369	UA	A6DR	Cobalt, total	mg/L	12/29/2015 - 11/02/2023	20	85	CI around median	0.001	0.006	MCL/HBL	No Exceedance
MW-369	UA	A6	Fluoride, total	mg/L	12/29/2015 - 03/13/2023	20	0	CB around T-S line	-1.29	4.0	MCL/HBL	No Exceedance
MW-369	UA	A6R	Fluoride, total	mg/L	12/29/2015 - 05/16/2023	21	0	CB around T-S line	-1.07	4.0	MCL/HBL	No Exceedance
MW-369	UA	A6D	Fluoride, total	mg/L	12/29/2015 - 08/03/2023	22	0	CB around T-S line	-1.2	4.0	MCL/HBL	No Exceedance
MW-369	UA	A6DR	Fluoride, total	mg/L	12/29/2015 - 11/02/2023	23	0	CB around T-S line	-0.84	4.0	MCL/HBL	No Exceedance
MW-369	UA	A6	Lead, total	mg/L	12/29/2015 - 03/13/2023	17	94	CI around median	0.001	0.015	MCL/HBL	No Exceedance
MW-369	UA	A6R	Lead, total	mg/L	12/29/2015 - 05/16/2023	18	94	CI around median	0.001	0.015	MCL/HBL	No Exceedance
MW-369	UA	A6D	Lead, total	mg/L	12/29/2015 - 08/03/2023	19	95	CI around median	0.001	0.015	MCL/HBL	No Exceedance
MW-369	UA	A6DR	Lead, total	mg/L	12/29/2015 - 11/02/2023	20	95	CI around median	0.001	0.015	MCL/HBL	No Exceedance
MW-369	UA	A6	Lithium, total	mg/L	12/29/2015 - 03/13/2023	19	0	CI around mean	0.0231	0.140	Background	No Exceedance
MW-369	UA	A6R	Lithium, total	mg/L	12/29/2015 - 05/16/2023	20	5.0	CI around mean	0.0212	0.140	Background	No Exceedance
MW-369	UA	A6D	Lithium, total	mg/L	12/29/2015 - 08/03/2023	21	4.8	CI around mean	0.0206	0.140	Background	No Exceedance

TABLE 6
DETERMINATION OF STATISTICALLY SIGNIFICANT LEVELS
 2023 40 C.F.R. § 257 ANNUAL GROUNDWATER MONITORING AND CORRECTIVE ACTION REPORT
 BALDWIN POWER PLANT
 BOTTOM ASH POND
 BALDWIN, IL

Well ID	HSU	Event ID	Parameter	Units	Date Range	Sample Count	Percent ND	Statistical Calculation	Statistical Result	GWPS	GWPS Source	SSL Type
MW-369	UA	A6DR	Lithium, total	mg/L	12/29/2015 - 11/02/2023	22	4.5	CI around mean	0.0214	0.140	Background	No Exceedance
MW-369	UA	A6	Mercury, total	mg/L	12/29/2015 - 03/13/2023	14	100	All ND - Last	0.0002	0.002	MCL/HBL	No Exceedance
MW-369	UA	A6R	Mercury, total	mg/L	12/29/2015 - 05/16/2023	15	100	All ND - Last	0.0002	0.002	MCL/HBL	No Exceedance
MW-369	UA	A6D	Mercury, total	mg/L	12/29/2015 - 08/03/2023	16	100	All ND - Last	0.0002	0.002	MCL/HBL	No Exceedance
MW-369	UA	A6DR	Mercury, total	mg/L	12/29/2015 - 11/02/2023	17	100	All ND - Last	0.0002	0.002	MCL/HBL	No Exceedance
MW-369	UA	A6	Molybdenum, total	mg/L	12/29/2015 - 03/13/2023	19	0	CB around T-S line	-0.011	0.1	MCL/HBL	No Exceedance
MW-369	UA	A6R	Molybdenum, total	mg/L	12/29/2015 - 05/16/2023	20	5.0	CB around T-S line	-0.00666	0.1	MCL/HBL	No Exceedance
MW-369	UA	A6D	Molybdenum, total	mg/L	12/29/2015 - 08/03/2023	21	4.8	CB around T-S line	-0.00682	0.1	MCL/HBL	No Exceedance
MW-369	UA	A6DR	Molybdenum, total	mg/L	12/29/2015 - 11/02/2023	22	4.5	CB around T-S line	-0.00587	0.1	MCL/HBL	No Exceedance
MW-369	UA	A6	Radium 226 + Radium 228, total	pCi/L	12/29/2015 - 03/13/2023	19	0	CI around mean	0.35	5	MCL/HBL	No Exceedance
MW-369	UA	A6R	Radium 226 + Radium 228, total	pCi/L	12/29/2015 - 05/16/2023	20	0	CI around mean	0.376	5	MCL/HBL	No Exceedance
MW-369	UA	A6D	Radium 226 + Radium 228, total	pCi/L	12/29/2015 - 08/03/2023	21	0	CI around mean	0.399	5	MCL/HBL	No Exceedance
MW-369	UA	A6DR	Radium 226 + Radium 228, total	pCi/L	12/29/2015 - 11/02/2023	22	0	CI around mean	0.422	5	MCL/HBL	No Exceedance
MW-369	UA	A6	Selenium, total	mg/L	12/29/2015 - 03/13/2023	16	56	CB around T-S line	-0.0252	0.05	MCL/HBL	No Exceedance
MW-369	UA	A6R	Selenium, total	mg/L	12/29/2015 - 05/16/2023	17	59	CB around T-S line	-0.0273	0.05	MCL/HBL	No Exceedance
MW-369	UA	A6D	Selenium, total	mg/L	12/29/2015 - 08/03/2023	18	61	CB around T-S line	-0.0221	0.05	MCL/HBL	No Exceedance
MW-369	UA	A6DR	Selenium, total	mg/L	12/29/2015 - 11/02/2023	19	63	CB around T-S line	-0.0155	0.05	MCL/HBL	No Exceedance
MW-369	UA	A6	Thallium, total	mg/L	12/29/2015 - 03/13/2023	14	100	All ND - Last	0.002	0.002	MCL/HBL	No Exceedance
MW-369	UA	A6R	Thallium, total	mg/L	12/29/2015 - 05/16/2023	15	100	All ND - Last	0.002	0.002	MCL/HBL	No Exceedance
MW-369	UA	A6D	Thallium, total	mg/L	12/29/2015 - 08/03/2023	16	100	All ND - Last	0.002	0.002	MCL/HBL	No Exceedance
MW-369	UA	A6DR	Thallium, total	mg/L	12/29/2015 - 11/02/2023	17	100	All ND - Last	0.002	0.002	MCL/HBL	No Exceedance
MW-370	UA	A6	Antimony, total	mg/L	12/29/2015 - 03/14/2023	21	71	CB around T-S line	-0.000359	0.006	MCL/HBL	No Exceedance
MW-370	UA	A6R	Antimony, total	mg/L	12/29/2015 - 05/16/2023	23	74	CB around T-S line	-0.000389	0.006	MCL/HBL	No Exceedance
MW-370	UA	A6D	Antimony, total	mg/L	12/29/2015 - 08/03/2023	24	75	CB around T-S line	-0.000263	0.006	MCL/HBL	No Exceedance
MW-370	UA	A6DR	Antimony, total	mg/L	12/29/2015 - 11/02/2023	25	76	CB around T-S line	-0.000272	0.006	MCL/HBL	No Exceedance
MW-370	UA	A6	Arsenic, total	mg/L	12/29/2015 - 03/14/2023	24	50	CB around linear reg	0.00045	0.0104	Background	No Exceedance
MW-370	UA	A6R	Arsenic, total	mg/L	12/29/2015 - 05/16/2023	26	54	CB around T-S line	0.000139	0.0104	Background	No Exceedance

TABLE 6
DETERMINATION OF STATISTICALLY SIGNIFICANT LEVELS
 2023 40 C.F.R. § 257 ANNUAL GROUNDWATER MONITORING AND CORRECTIVE ACTION REPORT
 BALDWIN POWER PLANT
 BOTTOM ASH POND
 BALDWIN, IL

Well ID	HSU	Event ID	Parameter	Units	Date Range	Sample Count	Percent ND	Statistical Calculation	Statistical Result	GWPS	GWPS Source	SSL Type
MW-370	UA	A6D	Arsenic, total	mg/L	12/29/2015 - 08/03/2023	27	56	CB around T-S line	0.000178	0.0104	Background	No Exceedance
MW-370	UA	A6DR	Arsenic, total	mg/L	12/29/2015 - 11/02/2023	28	57	CB around T-S line	0.000206	0.0104	Background	No Exceedance
MW-370	UA	A6	Barium, total	mg/L	12/29/2015 - 03/14/2023	24	0	CB around T-S line	0.023	2.0	MCL/HBL	No Exceedance
MW-370	UA	A6R	Barium, total	mg/L	12/29/2015 - 05/16/2023	26	0	CB around T-S line	0.0241	2.0	MCL/HBL	No Exceedance
MW-370	UA	A6D	Barium, total	mg/L	12/29/2015 - 08/03/2023	27	0	CB around T-S line	0.0261	2.0	MCL/HBL	No Exceedance
MW-370	UA	A6DR	Barium, total	mg/L	12/29/2015 - 11/02/2023	28	0	CB around T-S line	0.0255	2.0	MCL/HBL	No Exceedance
MW-370	UA	A6	Beryllium, total	mg/L	12/29/2015 - 03/14/2023	19	100	All ND - Last	0.001	0.004	MCL/HBL	No Exceedance
MW-370	UA	A6R	Beryllium, total	mg/L	12/29/2015 - 05/16/2023	21	100	All ND - Last	0.0005	0.004	MCL/HBL	No Exceedance
MW-370	UA	A6D	Beryllium, total	mg/L	12/29/2015 - 08/03/2023	22	100	All ND - Last	0.001	0.004	MCL/HBL	No Exceedance
MW-370	UA	A6DR	Beryllium, total	mg/L	12/29/2015 - 11/02/2023	23	100	All ND - Last	0.001	0.004	MCL/HBL	No Exceedance
MW-370	UA	A6	Cadmium, total	mg/L	12/29/2015 - 03/14/2023	19	100	All ND - Last	0.001	0.005	MCL/HBL	No Exceedance
MW-370	UA	A6R	Cadmium, total	mg/L	12/29/2015 - 05/16/2023	21	100	All ND - Last	0.002	0.005	MCL/HBL	No Exceedance
MW-370	UA	A6D	Cadmium, total	mg/L	12/29/2015 - 08/03/2023	22	100	All ND - Last	0.001	0.005	MCL/HBL	No Exceedance
MW-370	UA	A6DR	Cadmium, total	mg/L	12/29/2015 - 11/02/2023	23	100	All ND - Last	0.001	0.005	MCL/HBL	No Exceedance
MW-370	UA	A6	Chromium, total	mg/L	12/29/2015 - 03/14/2023	23	96	CB around T-S line	0.0014	0.1	MCL/HBL	No Exceedance
MW-370	UA	A6R	Chromium, total	mg/L	12/29/2015 - 05/16/2023	25	96	CB around T-S line	0.00142	0.1	MCL/HBL	No Exceedance
MW-370	UA	A6D	Chromium, total	mg/L	12/29/2015 - 08/03/2023	26	96	CB around T-S line	0.00143	0.1	MCL/HBL	No Exceedance
MW-370	UA	A6DR	Chromium, total	mg/L	12/29/2015 - 11/02/2023	27	96	CB around T-S line	0.00146	0.1	MCL/HBL	No Exceedance
MW-370	UA	A6	Cobalt, total	mg/L	12/29/2015 - 03/14/2023	22	95	CI around median	0.001	0.006	MCL/HBL	No Exceedance
MW-370	UA	A6R	Cobalt, total	mg/L	12/29/2015 - 05/16/2023	24	96	CI around median	0.001	0.006	MCL/HBL	No Exceedance
MW-370	UA	A6D	Cobalt, total	mg/L	12/29/2015 - 08/03/2023	25	96	CI around median	0.001	0.006	MCL/HBL	No Exceedance
MW-370	UA	A6DR	Cobalt, total	mg/L	12/29/2015 - 11/02/2023	26	96	CI around median	0.001	0.006	MCL/HBL	No Exceedance
MW-370	UA	A6	Fluoride, total	mg/L	12/29/2015 - 03/14/2023	25	0	CB around linear reg	2.95	4.0	MCL/HBL	No Exceedance
MW-370	UA	A6R	Fluoride, total	mg/L	12/29/2015 - 05/16/2023	27	0	CB around linear reg	2.97	4.0	MCL/HBL	No Exceedance
MW-370	UA	A6D	Fluoride, total	mg/L	12/29/2015 - 08/03/2023	28	0	CB around linear reg	2.98	4.0	MCL/HBL	No Exceedance
MW-370	UA	A6DR	Fluoride, total	mg/L	12/29/2015 - 11/02/2023	29	0	CB around T-S line	3.02	4.0	MCL/HBL	No Exceedance
MW-370	UA	A6	Lead, total	mg/L	12/29/2015 - 03/14/2023	22	100	All ND - Last	0.001	0.015	MCL/HBL	No Exceedance

TABLE 6
DETERMINATION OF STATISTICALLY SIGNIFICANT LEVELS
2023 40 C.F.R. § 257 ANNUAL GROUNDWATER MONITORING AND CORRECTIVE ACTION REPORT
BALDWIN POWER PLANT
BOTTOM ASH POND
BALDWIN, IL

Well ID	HSU	Event ID	Parameter	Units	Date Range	Sample Count	Percent ND	Statistical Calculation	Statistical Result	GWPS	GWPS Source	SSL Type
MW-370	UA	A6R	Lead, total	mg/L	12/29/2015 - 05/16/2023	24	100	All ND - Last	0.0075	0.015	MCL/HBL	No Exceedance
MW-370	UA	A6D	Lead, total	mg/L	12/29/2015 - 08/03/2023	25	100	All ND - Last	0.001	0.015	MCL/HBL	No Exceedance
MW-370	UA	A6DR	Lead, total	mg/L	12/29/2015 - 11/02/2023	26	100	All ND - Last	0.001	0.015	MCL/HBL	No Exceedance
MW-370	UA	A6	Lithium, total	mg/L	12/29/2015 - 03/14/2023	24	0	CI around mean	0.129	0.140	Background	No Exceedance
MW-370	UA	A6R	Lithium, total	mg/L	12/29/2015 - 05/16/2023	26	0	CI around mean	0.13	0.140	Background	No Exceedance
MW-370	UA	A6D	Lithium, total	mg/L	12/29/2015 - 08/03/2023	27	0	CI around geomean	0.129	0.140	Background	No Exceedance
MW-370	UA	A6DR	Lithium, total	mg/L	12/29/2015 - 11/02/2023	28	0	CI around geomean	0.129	0.140	Background	No Exceedance
MW-370	UA	A6	Mercury, total	mg/L	12/29/2015 - 03/14/2023	19	100	All ND - Last	0.0002	0.002	MCL/HBL	No Exceedance
MW-370	UA	A6R	Mercury, total	mg/L	12/29/2015 - 05/16/2023	21	100	All ND - Last	0.0002	0.002	MCL/HBL	No Exceedance
MW-370	UA	A6D	Mercury, total	mg/L	12/29/2015 - 08/03/2023	22	100	All ND - Last	0.0002	0.002	MCL/HBL	No Exceedance
MW-370	UA	A6DR	Mercury, total	mg/L	12/29/2015 - 11/02/2023	23	100	All ND - Last	0.0002	0.002	MCL/HBL	No Exceedance
MW-370	UA	A6	Molybdenum, total	mg/L	12/29/2015 - 03/14/2023	24	0	CB around linear reg	0.00764	0.1	MCL/HBL	No Exceedance
MW-370	UA	A6R	Molybdenum, total	mg/L	12/29/2015 - 05/16/2023	26	3.8	CB around linear reg	0.00644	0.1	MCL/HBL	No Exceedance
MW-370	UA	A6D	Molybdenum, total	mg/L	12/29/2015 - 08/03/2023	27	3.7	CB around linear reg	0.00585	0.1	MCL/HBL	No Exceedance
MW-370	UA	A6DR	Molybdenum, total	mg/L	12/29/2015 - 11/02/2023	28	3.6	CB around T-S line	0.00391	0.1	MCL/HBL	No Exceedance
MW-370	UA	A6	Radium 226 + Radium 228, total	pCi/L	12/29/2015 - 03/14/2023	24	0	CI around geomean	0.488	5	MCL/HBL	No Exceedance
MW-370	UA	A6R	Radium 226 + Radium 228, total	pCi/L	12/29/2015 - 05/16/2023	26	0	CI around geomean	0.517	5	MCL/HBL	No Exceedance
MW-370	UA	A6D	Radium 226 + Radium 228, total	pCi/L	12/29/2015 - 08/03/2023	27	0	CI around geomean	0.527	5	MCL/HBL	No Exceedance
MW-370	UA	A6DR	Radium 226 + Radium 228, total	pCi/L	12/29/2015 - 11/02/2023	28	0	CI around geomean	0.545	5	MCL/HBL	No Exceedance
MW-370	UA	A6	Selenium, total	mg/L	12/29/2015 - 03/14/2023	21	95	Most recent sample	0.001	0.05	MCL/HBL	No Exceedance
MW-370	UA	A6R	Selenium, total	mg/L	12/29/2015 - 05/16/2023	23	96	Most recent sample	0.001	0.05	MCL/HBL	No Exceedance
MW-370	UA	A6D	Selenium, total	mg/L	12/29/2015 - 08/03/2023	24	96	Most recent sample	0.001	0.05	MCL/HBL	No Exceedance
MW-370	UA	A6DR	Selenium, total	mg/L	12/29/2015 - 11/02/2023	25	96	Most recent sample	0.001	0.05	MCL/HBL	No Exceedance
MW-370	UA	A6	Thallium, total	mg/L	12/29/2015 - 03/14/2023	19	100	All ND - Last	0.002	0.002	MCL/HBL	No Exceedance
MW-370	UA	A6R	Thallium, total	mg/L	12/29/2015 - 05/16/2023	21	100	All ND - Last	0.002	0.002	MCL/HBL	No Exceedance
MW-370	UA	A6D	Thallium, total	mg/L	12/29/2015 - 08/03/2023	22	100	All ND - Last	0.002	0.002	MCL/HBL	No Exceedance
MW-370	UA	A6DR	Thallium, total	mg/L	12/29/2015 - 11/02/2023	23	100	All ND - Last	0.002	0.002	MCL/HBL	No Exceedance

TABLE 6
DETERMINATION OF STATISTICALLY SIGNIFICANT LEVELS
2023 40 C.F.R. § 257 ANNUAL GROUNDWATER MONITORING AND CORRECTIVE ACTION REPORT
BALDWIN POWER PLANT
BOTTOM ASH POND
BALDWIN, IL

Well ID	HSU	Event ID	Parameter	Units	Date Range	Sample Count	Percent ND	Statistical Calculation	Statistical Result	GWPS	GWPS Source	SSL Type
MW-382	UA	A6	Antimony, total	mg/L	12/29/2015 - 03/14/2023	16	100	All ND - Last	0.001	0.006	MCL/HBL	No Exceedance
MW-382	UA	A6R	Antimony, total	mg/L	12/29/2015 - 05/16/2023	17	100	All ND - Last	0.001	0.006	MCL/HBL	No Exceedance
MW-382	UA	A6D	Antimony, total	mg/L	12/29/2015 - 08/03/2023	18	100	All ND - Last	0.001	0.006	MCL/HBL	No Exceedance
MW-382	UA	A6DR	Antimony, total	mg/L	12/29/2015 - 11/02/2023	19	100	All ND - Last	0.001	0.006	MCL/HBL	No Exceedance
MW-382	UA	A6	Arsenic, total	mg/L	12/29/2015 - 03/14/2023	19	21	CI around median	0.0011	0.0104	Background	No Exceedance
MW-382	UA	A6R	Arsenic, total	mg/L	12/29/2015 - 05/16/2023	20	25	CI around median	0.0011	0.0104	Background	No Exceedance
MW-382	UA	A6D	Arsenic, total	mg/L	12/29/2015 - 08/03/2023	21	24	CI around median	0.0012	0.0104	Background	No Exceedance
MW-382	UA	A6DR	Arsenic, total	mg/L	12/29/2015 - 11/02/2023	22	23	CI around median	0.0012	0.0104	Background	No Exceedance
MW-382	UA	A6	Barium, total	mg/L	12/29/2015 - 03/14/2023	19	0	CI around mean	0.0168	2.0	MCL/HBL	No Exceedance
MW-382	UA	A6R	Barium, total	mg/L	12/29/2015 - 05/16/2023	20	0	CI around mean	0.0172	2.0	MCL/HBL	No Exceedance
MW-382	UA	A6D	Barium, total	mg/L	12/29/2015 - 08/03/2023	21	0	CI around mean	0.0176	2.0	MCL/HBL	No Exceedance
MW-382	UA	A6DR	Barium, total	mg/L	12/29/2015 - 11/02/2023	22	0	CI around mean	0.0175	2.0	MCL/HBL	No Exceedance
MW-382	UA	A6	Beryllium, total	mg/L	12/29/2015 - 03/14/2023	14	100	All ND - Last	0.001	0.004	MCL/HBL	No Exceedance
MW-382	UA	A6R	Beryllium, total	mg/L	12/29/2015 - 05/16/2023	15	93	CI around median	0.001	0.004	MCL/HBL	No Exceedance
MW-382	UA	A6D	Beryllium, total	mg/L	12/29/2015 - 08/03/2023	16	94	CI around median	0.001	0.004	MCL/HBL	No Exceedance
MW-382	UA	A6DR	Beryllium, total	mg/L	12/29/2015 - 11/02/2023	17	94	CI around median	0.001	0.004	MCL/HBL	No Exceedance
MW-382	UA	A6	Cadmium, total	mg/L	12/29/2015 - 03/14/2023	14	100	All ND - Last	0.001	0.005	MCL/HBL	No Exceedance
MW-382	UA	A6R	Cadmium, total	mg/L	12/29/2015 - 05/16/2023	15	100	All ND - Last	0.002	0.005	MCL/HBL	No Exceedance
MW-382	UA	A6D	Cadmium, total	mg/L	12/29/2015 - 08/03/2023	16	100	All ND - Last	0.001	0.005	MCL/HBL	No Exceedance
MW-382	UA	A6DR	Cadmium, total	mg/L	12/29/2015 - 11/02/2023	17	100	All ND - Last	0.001	0.005	MCL/HBL	No Exceedance
MW-382	UA	A6	Chromium, total	mg/L	12/29/2015 - 03/14/2023	18	11	CB around linear reg	0.00522	0.1	MCL/HBL	No Exceedance
MW-382	UA	A6R	Chromium, total	mg/L	12/29/2015 - 05/16/2023	19	11	CB around linear reg	0.00577	0.1	MCL/HBL	No Exceedance
MW-382	UA	A6D	Chromium, total	mg/L	12/29/2015 - 08/03/2023	20	10	CB around linear reg	0.00687	0.1	MCL/HBL	No Exceedance
MW-382	UA	A6DR	Chromium, total	mg/L	12/29/2015 - 11/02/2023	21	9.5	CB around linear reg	0.00635	0.1	MCL/HBL	No Exceedance
MW-382	UA	A6	Cobalt, total	mg/L	12/29/2015 - 03/14/2023	17	76	CI around median	0.001	0.006	MCL/HBL	No Exceedance
MW-382	UA	A6R	Cobalt, total	mg/L	12/29/2015 - 05/16/2023	18	72	CB around T-S line	0.001	0.006	MCL/HBL	No Exceedance
MW-382	UA	A6D	Cobalt, total	mg/L	12/29/2015 - 08/03/2023	19	68	CB around T-S line	0.001	0.006	MCL/HBL	No Exceedance

TABLE 6
DETERMINATION OF STATISTICALLY SIGNIFICANT LEVELS
 2023 40 C.F.R. § 257 ANNUAL GROUNDWATER MONITORING AND CORRECTIVE ACTION REPORT
 BALDWIN POWER PLANT
 BOTTOM ASH POND
 BALDWIN, IL

Well ID	HSU	Event ID	Parameter	Units	Date Range	Sample Count	Percent ND	Statistical Calculation	Statistical Result	GWPS	GWPS Source	SSL Type
MW-382	UA	A6DR	Cobalt, total	mg/L	12/29/2015 - 11/02/2023	20	65	CB around T-S line	0.001	0.006	MCL/HBL	No Exceedance
MW-382	UA	A6	Fluoride, total	mg/L	12/29/2015 - 03/14/2023	20	0	CI around mean	2.78	4.0	MCL/HBL	No Exceedance
MW-382	UA	A6R	Fluoride, total	mg/L	12/29/2015 - 05/16/2023	21	0	CI around geomean	2.78	4.0	MCL/HBL	No Exceedance
MW-382	UA	A6D	Fluoride, total	mg/L	12/29/2015 - 08/03/2023	22	0	CI around geomean	2.78	4.0	MCL/HBL	No Exceedance
MW-382	UA	A6DR	Fluoride, total	mg/L	12/29/2015 - 11/02/2023	23	0	CI around median	2.77	4.0	MCL/HBL	No Exceedance
MW-382	UA	A6	Lead, total	mg/L	12/29/2015 - 03/14/2023	17	65	CI around median	0.001	0.015	MCL/HBL	No Exceedance
MW-382	UA	A6R	Lead, total	mg/L	12/29/2015 - 05/16/2023	18	67	CB around T-S line	0.001	0.015	MCL/HBL	No Exceedance
MW-382	UA	A6D	Lead, total	mg/L	12/29/2015 - 08/03/2023	19	63	CB around T-S line	0.001	0.015	MCL/HBL	No Exceedance
MW-382	UA	A6DR	Lead, total	mg/L	12/29/2015 - 11/02/2023	20	60	CB around T-S line	0.001	0.015	MCL/HBL	No Exceedance
MW-382	UA	A6	Lithium, total	mg/L	12/29/2015 - 03/14/2023	19	0	CI around mean	0.058	0.140	Background	No Exceedance
MW-382	UA	A6R	Lithium, total	mg/L	12/29/2015 - 05/16/2023	20	0	CI around mean	0.058	0.140	Background	No Exceedance
MW-382	UA	A6D	Lithium, total	mg/L	12/29/2015 - 08/03/2023	21	0	CI around mean	0.0578	0.140	Background	No Exceedance
MW-382	UA	A6DR	Lithium, total	mg/L	12/29/2015 - 11/02/2023	22	0	CI around mean	0.0577	0.140	Background	No Exceedance
MW-382	UA	A6	Mercury, total	mg/L	12/29/2015 - 03/14/2023	14	100	All ND - Last	0.0002	0.002	MCL/HBL	No Exceedance
MW-382	UA	A6R	Mercury, total	mg/L	12/29/2015 - 05/16/2023	15	100	All ND - Last	0.0002	0.002	MCL/HBL	No Exceedance
MW-382	UA	A6D	Mercury, total	mg/L	12/29/2015 - 08/03/2023	16	100	All ND - Last	0.0002	0.002	MCL/HBL	No Exceedance
MW-382	UA	A6DR	Mercury, total	mg/L	12/29/2015 - 11/02/2023	17	100	All ND - Last	0.0002	0.002	MCL/HBL	No Exceedance
MW-382	UA	A6	Molybdenum, total	mg/L	12/29/2015 - 03/14/2023	19	16	CB around linear reg	0.00185	0.1	MCL/HBL	No Exceedance
MW-382	UA	A6R	Molybdenum, total	mg/L	12/29/2015 - 05/16/2023	20	20	CB around T-S line	0.00222	0.1	MCL/HBL	No Exceedance
MW-382	UA	A6D	Molybdenum, total	mg/L	12/29/2015 - 08/03/2023	21	19	CB around T-S line	0.00221	0.1	MCL/HBL	No Exceedance
MW-382	UA	A6DR	Molybdenum, total	mg/L	12/29/2015 - 11/02/2023	22	23	CB around T-S line	0.00196	0.1	MCL/HBL	No Exceedance
MW-382	UA	A6	Radium 226 + Radium 228, total	pCi/L	12/29/2015 - 03/14/2023	19	0	CI around geomean	0.274	5	MCL/HBL	No Exceedance
MW-382	UA	A6R	Radium 226 + Radium 228, total	pCi/L	12/29/2015 - 05/16/2023	20	0	CI around geomean	0.289	5	MCL/HBL	No Exceedance
MW-382	UA	A6D	Radium 226 + Radium 228, total	pCi/L	12/29/2015 - 08/03/2023	21	0	CI around geomean	0.308	5	MCL/HBL	No Exceedance
MW-382	UA	A6DR	Radium 226 + Radium 228, total	pCi/L	12/29/2015 - 11/02/2023	22	0	CI around geomean	0.325	5	MCL/HBL	No Exceedance
MW-382	UA	A6	Selenium, total	mg/L	12/29/2015 - 03/14/2023	16	100	All ND - Last	0.001	0.05	MCL/HBL	No Exceedance
MW-382	UA	A6R	Selenium, total	mg/L	12/29/2015 - 05/16/2023	17	100	All ND - Last	0.001	0.05	MCL/HBL	No Exceedance

TABLE 6
DETERMINATION OF STATISTICALLY SIGNIFICANT LEVELS
 2023 40 C.F.R. § 257 ANNUAL GROUNDWATER MONITORING AND CORRECTIVE ACTION REPORT
 BALDWIN POWER PLANT
 BOTTOM ASH POND
 BALDWIN, IL

Well ID	HSU	Event ID	Parameter	Units	Date Range	Sample Count	Percent ND	Statistical Calculation	Statistical Result	GWPS	GWPS Source	SSL Type
MW-382	UA	A6D	Selenium, total	mg/L	12/29/2015 - 08/03/2023	18	100	All ND - Last	0.001	0.05	MCL/HBL	No Exceedance
MW-382	UA	A6DR	Selenium, total	mg/L	12/29/2015 - 11/02/2023	19	100	All ND - Last	0.001	0.05	MCL/HBL	No Exceedance
MW-382	UA	A6	Thallium, total	mg/L	12/29/2015 - 03/14/2023	14	100	All ND - Last	0.002	0.002	MCL/HBL	No Exceedance
MW-382	UA	A6R	Thallium, total	mg/L	12/29/2015 - 05/16/2023	15	100	All ND - Last	0.002	0.002	MCL/HBL	No Exceedance
MW-382	UA	A6D	Thallium, total	mg/L	12/29/2015 - 08/03/2023	16	100	All ND - Last	0.002	0.002	MCL/HBL	No Exceedance
MW-382	UA	A6DR	Thallium, total	mg/L	12/29/2015 - 11/02/2023	17	100	All ND - Last	0.002	0.002	MCL/HBL	No Exceedance
MW-392	UA	A6	Antimony, total	mg/L	10/27/2022 - 05/16/2023	8	75	CI around median	0.001	0.006	MCL/HBL	No Exceedance
MW-392	UA	A6D	Antimony, total	mg/L	10/27/2022 - 08/03/2023	9	78	CI around median	0.001	0.006	MCL/HBL	No Exceedance
MW-392	UA	A6DR	Antimony, total	mg/L	10/27/2022 - 10/31/2023	10	80	CI around median	0.001	0.006	MCL/HBL	No Exceedance
MW-392	UA	A6	Arsenic, total	mg/L	10/27/2022 - 05/16/2023	8	50	CI around geomean	0.000901	0.0104	Background	No Exceedance
MW-392	UA	A6D	Arsenic, total	mg/L	10/27/2022 - 08/03/2023	9	56	CI around median	0.001	0.0104	Background	No Exceedance
MW-392	UA	A6DR	Arsenic, total	mg/L	10/27/2022 - 10/31/2023	10	60	CI around median	0.001	0.0104	Background	No Exceedance
MW-392	UA	A6	Barium, total	mg/L	10/27/2022 - 05/16/2023	8	0	CI around mean	0.0345	2.0	MCL/HBL	No Exceedance
MW-392	UA	A6D	Barium, total	mg/L	10/27/2022 - 08/03/2023	9	0	CI around mean	0.0355	2.0	MCL/HBL	No Exceedance
MW-392	UA	A6DR	Barium, total	mg/L	10/27/2022 - 10/31/2023	10	0	CI around mean	0.0363	2.0	MCL/HBL	No Exceedance
MW-392	UA	A6	Beryllium, total	mg/L	10/27/2022 - 05/16/2023	8	100	All ND - Last	0.0005	0.004	MCL/HBL	No Exceedance
MW-392	UA	A6D	Beryllium, total	mg/L	10/27/2022 - 08/03/2023	9	100	All ND - Last	0.001	0.004	MCL/HBL	No Exceedance
MW-392	UA	A6DR	Beryllium, total	mg/L	10/27/2022 - 10/31/2023	10	100	All ND - Last	0.004	0.004	MCL/HBL	No Exceedance
MW-392	UA	A6	Cadmium, total	mg/L	10/27/2022 - 05/16/2023	8	100	All ND - Last	0.002	0.005	MCL/HBL	No Exceedance
MW-392	UA	A6D	Cadmium, total	mg/L	10/27/2022 - 08/03/2023	9	100	All ND - Last	0.001	0.005	MCL/HBL	No Exceedance
MW-392	UA	A6DR	Cadmium, total	mg/L	10/27/2022 - 10/31/2023	10	100	All ND - Last	0.004	0.005	MCL/HBL	No Exceedance
MW-392	UA	A6	Chromium, total	mg/L	10/27/2022 - 05/16/2023	8	62	CI around median	0.0015	0.1	MCL/HBL	No Exceedance
MW-392	UA	A6D	Chromium, total	mg/L	10/27/2022 - 08/03/2023	9	67	CI around median	0.0015	0.1	MCL/HBL	No Exceedance
MW-392	UA	A6DR	Chromium, total	mg/L	10/27/2022 - 10/31/2023	10	60	CI around median	0.0015	0.1	MCL/HBL	No Exceedance
MW-392	UA	A6	Cobalt, total	mg/L	10/27/2022 - 05/16/2023	8	88	CI around median	0.001	0.006	MCL/HBL	No Exceedance
MW-392	UA	A6D	Cobalt, total	mg/L	10/27/2022 - 08/03/2023	9	89	CI around median	0.001	0.006	MCL/HBL	No Exceedance
MW-392	UA	A6DR	Cobalt, total	mg/L	10/27/2022 - 10/31/2023	10	90	CI around median	0.001	0.006	MCL/HBL	No Exceedance

TABLE 6
DETERMINATION OF STATISTICALLY SIGNIFICANT LEVELS
2023 40 C.F.R. § 257 ANNUAL GROUNDWATER MONITORING AND CORRECTIVE ACTION REPORT
BALDWIN POWER PLANT
BOTTOM ASH POND
BALDWIN, IL

Well ID	HSU	Event ID	Parameter	Units	Date Range	Sample Count	Percent ND	Statistical Calculation	Statistical Result	GWPS	GWPS Source	SSL Type
MW-392	UA	A6	Fluoride, total	mg/L	10/27/2022 - 05/16/2023	8	0	CB around linear reg	3.63	4.0	MCL/HBL	No Exceedance
MW-392	UA	A6D	Fluoride, total	mg/L	10/27/2022 - 08/03/2023	9	0	CB around linear reg	3.65	4.0	MCL/HBL	No Exceedance
MW-392	UA	A6DR	Fluoride, total	mg/L	10/27/2022 - 10/31/2023	10	0	CB around linear reg	3.95	4.0	MCL/HBL	No Exceedance
MW-392	UA	A6	Lead, total	mg/L	10/27/2022 - 05/16/2023	8	88	CI around median	0.001	0.015	MCL/HBL	No Exceedance
MW-392	UA	A6D	Lead, total	mg/L	10/27/2022 - 08/03/2023	9	89	CI around median	0.001	0.015	MCL/HBL	No Exceedance
MW-392	UA	A6DR	Lead, total	mg/L	10/27/2022 - 10/31/2023	10	90	CI around median	0.001	0.015	MCL/HBL	No Exceedance
MW-392	UA	A6	Lithium, total	mg/L	10/27/2022 - 05/16/2023	8	0	CI around mean	0.0497	0.140	Background	No Exceedance
MW-392	UA	A6D	Lithium, total	mg/L	10/27/2022 - 08/03/2023	9	0	CI around mean	0.0532	0.140	Background	No Exceedance
MW-392	UA	A6DR	Lithium, total	mg/L	10/27/2022 - 10/31/2023	10	0	CI around mean	0.0562	0.140	Background	No Exceedance
MW-392	UA	A6	Mercury, total	mg/L	10/27/2022 - 05/16/2023	8	100	All ND - Last	0.0002	0.002	MCL/HBL	No Exceedance
MW-392	UA	A6D	Mercury, total	mg/L	10/27/2022 - 08/03/2023	9	100	All ND - Last	0.0002	0.002	MCL/HBL	No Exceedance
MW-392	UA	A6DR	Mercury, total	mg/L	10/27/2022 - 10/31/2023	10	100	All ND - Last	0.0002	0.002	MCL/HBL	No Exceedance
MW-392	UA	A6	Molybdenum, total	mg/L	10/27/2022 - 05/16/2023	8	62	CI around median	0.0015	0.1	MCL/HBL	No Exceedance
MW-392	UA	A6D	Molybdenum, total	mg/L	10/27/2022 - 08/03/2023	9	67	CI around median	0.0015	0.1	MCL/HBL	No Exceedance
MW-392	UA	A6DR	Molybdenum, total	mg/L	10/27/2022 - 10/31/2023	10	70	CI around median	0.0015	0.1	MCL/HBL	No Exceedance
MW-392	UA	A6	Radium 226 + Radium 228, total	pCi/L	10/27/2022 - 05/16/2023	8	0	CI around mean	0.237	5	MCL/HBL	No Exceedance
MW-392	UA	A6D	Radium 226 + Radium 228, total	pCi/L	10/27/2022 - 08/03/2023	9	0	CI around mean	0.322	5	MCL/HBL	No Exceedance
MW-392	UA	A6DR	Radium 226 + Radium 228, total	pCi/L	10/27/2022 - 10/31/2023	10	0	CI around mean	0.359	5	MCL/HBL	No Exceedance
MW-392	UA	A6	Selenium, total	mg/L	10/27/2022 - 05/16/2023	8	100	All ND - Last	0.001	0.05	MCL/HBL	No Exceedance
MW-392	UA	A6D	Selenium, total	mg/L	10/27/2022 - 08/03/2023	9	100	All ND - Last	0.001	0.05	MCL/HBL	No Exceedance
MW-392	UA	A6DR	Selenium, total	mg/L	10/27/2022 - 10/31/2023	10	100	All ND - Last	0.001	0.05	MCL/HBL	No Exceedance
MW-392	UA	A6	Thallium, total	mg/L	10/27/2022 - 05/16/2023	8	100	All ND - Last	0.002	0.002	MCL/HBL	No Exceedance
MW-392	UA	A6D	Thallium, total	mg/L	10/27/2022 - 08/03/2023	9	100	All ND - Last	0.002	0.002	MCL/HBL	No Exceedance
MW-392	UA	A6DR	Thallium, total	mg/L	10/27/2022 - 10/31/2023	10	100	All ND - Last	0.008	0.002	MCL/HBL	RL > GWPS
MW-393	UA	A6	Antimony, total	mg/L	10/27/2022 - 05/15/2023	8	75	CI around median	0.001	0.006	MCL/HBL	No Exceedance
MW-393	UA	A6D	Antimony, total	mg/L	10/27/2022 - 08/03/2023	9	78	CI around median	0.001	0.006	MCL/HBL	No Exceedance
MW-393	UA	A6DR	Antimony, total	mg/L	10/27/2022 - 10/31/2023	10	80	CI around median	0.001	0.006	MCL/HBL	No Exceedance

TABLE 6
DETERMINATION OF STATISTICALLY SIGNIFICANT LEVELS
 2023 40 C.F.R. § 257 ANNUAL GROUNDWATER MONITORING AND CORRECTIVE ACTION REPORT
 BALDWIN POWER PLANT
 BOTTOM ASH POND
 BALDWIN, IL

Well ID	HSU	Event ID	Parameter	Units	Date Range	Sample Count	Percent ND	Statistical Calculation	Statistical Result	GWPS	GWPS Source	SSL Type
MW-393	UA	A6	Arsenic, total	mg/L	10/27/2022 - 05/15/2023	8	62	CI around median	0.001	0.0104	Background	No Exceedance
MW-393	UA	A6D	Arsenic, total	mg/L	10/27/2022 - 08/03/2023	9	67	CI around median	0.001	0.0104	Background	No Exceedance
MW-393	UA	A6DR	Arsenic, total	mg/L	10/27/2022 - 10/31/2023	10	70	CI around median	0.001	0.0104	Background	No Exceedance
MW-393	UA	A6	Barium, total	mg/L	10/27/2022 - 05/15/2023	8	0	CI around geomean	0.0224	2.0	MCL/HBL	No Exceedance
MW-393	UA	A6D	Barium, total	mg/L	10/27/2022 - 08/03/2023	9	0	CI around geomean	0.023	2.0	MCL/HBL	No Exceedance
MW-393	UA	A6DR	Barium, total	mg/L	10/27/2022 - 10/31/2023	10	0	CI around geomean	0.0233	2.0	MCL/HBL	No Exceedance
MW-393	UA	A6	Beryllium, total	mg/L	10/27/2022 - 05/15/2023	8	100	All ND - Last	0.0005	0.004	MCL/HBL	No Exceedance
MW-393	UA	A6D	Beryllium, total	mg/L	10/27/2022 - 08/03/2023	9	100	All ND - Last	0.001	0.004	MCL/HBL	No Exceedance
MW-393	UA	A6DR	Beryllium, total	mg/L	10/27/2022 - 10/31/2023	10	100	All ND - Last	0.004	0.004	MCL/HBL	No Exceedance
MW-393	UA	A6	Cadmium, total	mg/L	10/27/2022 - 05/15/2023	8	100	All ND - Last	0.002	0.005	MCL/HBL	No Exceedance
MW-393	UA	A6D	Cadmium, total	mg/L	10/27/2022 - 08/03/2023	9	100	All ND - Last	0.001	0.005	MCL/HBL	No Exceedance
MW-393	UA	A6DR	Cadmium, total	mg/L	10/27/2022 - 10/31/2023	10	100	All ND - Last	0.004	0.005	MCL/HBL	No Exceedance
MW-393	UA	A6	Chromium, total	mg/L	10/27/2022 - 05/15/2023	8	62	CI around median	0.0015	0.1	MCL/HBL	No Exceedance
MW-393	UA	A6D	Chromium, total	mg/L	10/27/2022 - 08/03/2023	9	67	CI around median	0.0015	0.1	MCL/HBL	No Exceedance
MW-393	UA	A6DR	Chromium, total	mg/L	10/27/2022 - 10/31/2023	10	70	CI around median	0.0015	0.1	MCL/HBL	No Exceedance
MW-393	UA	A6	Cobalt, total	mg/L	10/27/2022 - 05/15/2023	8	88	CI around median	0.001	0.006	MCL/HBL	No Exceedance
MW-393	UA	A6D	Cobalt, total	mg/L	10/27/2022 - 08/03/2023	9	89	CI around median	0.001	0.006	MCL/HBL	No Exceedance
MW-393	UA	A6DR	Cobalt, total	mg/L	10/27/2022 - 10/31/2023	10	90	CI around median	0.001	0.006	MCL/HBL	No Exceedance
MW-393	UA	A6	Fluoride, total	mg/L	10/27/2022 - 05/15/2023	8	0	CB around linear reg	7.49	4.0	MCL/HBL	Determined
MW-393	UA	A6D	Fluoride, total	mg/L	10/27/2022 - 08/03/2023	9	0	CI around mean	6.17	4.0	MCL/HBL	Confirmed
MW-393	UA	A6DR	Fluoride, total	mg/L	10/27/2022 - 10/31/2023	10	0	CI around mean	6.38	4.0	MCL/HBL	Confirmed
MW-393	UA	A6	Lead, total	mg/L	10/27/2022 - 05/15/2023	8	100	All ND - Last	0.0075	0.015	MCL/HBL	No Exceedance
MW-393	UA	A6D	Lead, total	mg/L	10/27/2022 - 08/03/2023	9	100	All ND - Last	0.001	0.015	MCL/HBL	No Exceedance
MW-393	UA	A6DR	Lead, total	mg/L	10/27/2022 - 10/31/2023	10	100	All ND - Last	0.004	0.015	MCL/HBL	No Exceedance
MW-393	UA	A6	Lithium, total	mg/L	10/27/2022 - 05/15/2023	8	0	CI around mean	0.0519	0.140	Background	No Exceedance
MW-393	UA	A6D	Lithium, total	mg/L	10/27/2022 - 08/03/2023	9	0	CI around mean	0.0529	0.140	Background	No Exceedance
MW-393	UA	A6DR	Lithium, total	mg/L	10/27/2022 - 10/31/2023	10	0	CI around mean	0.0548	0.140	Background	No Exceedance

TABLE 6
DETERMINATION OF STATISTICALLY SIGNIFICANT LEVELS
 2023 40 C.F.R. § 257 ANNUAL GROUNDWATER MONITORING AND CORRECTIVE ACTION REPORT
 BALDWIN POWER PLANT
 BOTTOM ASH POND
 BALDWIN, IL

Well ID	HSU	Event ID	Parameter	Units	Date Range	Sample Count	Percent ND	Statistical Calculation	Statistical Result	GWPS	GWPS Source	SSL Type
MW-393	UA	A6	Mercury, total	mg/L	10/27/2022 - 05/15/2023	8	100	All ND - Last	0.0002	0.002	MCL/HBL	No Exceedance
MW-393	UA	A6D	Mercury, total	mg/L	10/27/2022 - 08/03/2023	9	100	All ND - Last	0.0002	0.002	MCL/HBL	No Exceedance
MW-393	UA	A6DR	Mercury, total	mg/L	10/27/2022 - 10/31/2023	10	100	All ND - Last	0.0002	0.002	MCL/HBL	No Exceedance
MW-393	UA	A6	Molybdenum, total	mg/L	10/27/2022 - 05/15/2023	8	38	CI around mean	-0.000199	0.1	MCL/HBL	No Exceedance
MW-393	UA	A6D	Molybdenum, total	mg/L	10/27/2022 - 08/03/2023	9	44	CI around mean	-2.82e-05	0.1	MCL/HBL	No Exceedance
MW-393	UA	A6DR	Molybdenum, total	mg/L	10/27/2022 - 10/31/2023	10	50	CI around mean	0.000189	0.1	MCL/HBL	No Exceedance
MW-393	UA	A6	Radium 226 + Radium 228, total	pCi/L	10/27/2022 - 05/15/2023	8	0	CI around mean	0.0868	5	MCL/HBL	No Exceedance
MW-393	UA	A6D	Radium 226 + Radium 228, total	pCi/L	10/27/2022 - 08/03/2023	9	0	CI around mean	0.165	5	MCL/HBL	No Exceedance
MW-393	UA	A6DR	Radium 226 + Radium 228, total	pCi/L	10/27/2022 - 10/31/2023	10	0	CI around mean	0.231	5	MCL/HBL	No Exceedance
MW-393	UA	A6	Selenium, total	mg/L	10/27/2022 - 05/15/2023	8	100	All ND - Last	0.001	0.05	MCL/HBL	No Exceedance
MW-393	UA	A6D	Selenium, total	mg/L	10/27/2022 - 08/03/2023	9	100	All ND - Last	0.001	0.05	MCL/HBL	No Exceedance
MW-393	UA	A6DR	Selenium, total	mg/L	10/27/2022 - 10/31/2023	10	100	All ND - Last	0.004	0.05	MCL/HBL	No Exceedance
MW-393	UA	A6	Thallium, total	mg/L	10/27/2022 - 05/15/2023	8	100	All ND - Last	0.002	0.002	MCL/HBL	No Exceedance
MW-393	UA	A6D	Thallium, total	mg/L	10/27/2022 - 08/03/2023	9	100	All ND - Last	0.002	0.002	MCL/HBL	No Exceedance
MW-393	UA	A6DR	Thallium, total	mg/L	10/27/2022 - 10/31/2023	10	100	All ND - Last	0.008	0.002	MCL/HBL	RL > GWPS
MW-394	UA	A6	Antimony, total	mg/L	10/27/2022 - 05/15/2023	8	50	CI around mean	0.00085	0.006	MCL/HBL	No Exceedance
MW-394	UA	A6D	Antimony, total	mg/L	10/27/2022 - 08/03/2023	9	56	CI around median	0.001	0.006	MCL/HBL	No Exceedance
MW-394	UA	A6DR	Antimony, total	mg/L	10/27/2022 - 11/01/2023	10	60	CB around T-S line	-0.00283	0.006	MCL/HBL	No Exceedance
MW-394	UA	A6	Arsenic, total	mg/L	10/27/2022 - 05/15/2023	8	25	CI around median	0.001	0.0104	Background	No Exceedance
MW-394	UA	A6D	Arsenic, total	mg/L	10/27/2022 - 08/03/2023	9	33	CI around median	0.001	0.0104	Background	No Exceedance
MW-394	UA	A6DR	Arsenic, total	mg/L	10/27/2022 - 11/01/2023	10	40	CI around median	0.001	0.0104	Background	No Exceedance
MW-394	UA	A6	Barium, total	mg/L	10/27/2022 - 05/15/2023	8	0	CI around mean	0.0258	2.0	MCL/HBL	No Exceedance
MW-394	UA	A6D	Barium, total	mg/L	10/27/2022 - 08/03/2023	9	0	CI around mean	0.0271	2.0	MCL/HBL	No Exceedance
MW-394	UA	A6DR	Barium, total	mg/L	10/27/2022 - 11/01/2023	10	0	CI around mean	0.0278	2.0	MCL/HBL	No Exceedance
MW-394	UA	A6	Beryllium, total	mg/L	10/27/2022 - 05/15/2023	8	100	All ND - Last	0.0005	0.004	MCL/HBL	No Exceedance
MW-394	UA	A6D	Beryllium, total	mg/L	10/27/2022 - 08/03/2023	9	100	All ND - Last	0.001	0.004	MCL/HBL	No Exceedance
MW-394	UA	A6DR	Beryllium, total	mg/L	10/27/2022 - 11/01/2023	10	100	All ND - Last	0.001	0.004	MCL/HBL	No Exceedance

TABLE 6
DETERMINATION OF STATISTICALLY SIGNIFICANT LEVELS
 2023 40 C.F.R. § 257 ANNUAL GROUNDWATER MONITORING AND CORRECTIVE ACTION REPORT
 BALDWIN POWER PLANT
 BOTTOM ASH POND
 BALDWIN, IL

Well ID	HSU	Event ID	Parameter	Units	Date Range	Sample Count	Percent ND	Statistical Calculation	Statistical Result	GWPS	GWPS Source	SSL Type
MW-394	UA	A6	Cadmium, total	mg/L	10/27/2022 - 05/15/2023	8	100	All ND - Last	0.002	0.005	MCL/HBL	No Exceedance
MW-394	UA	A6D	Cadmium, total	mg/L	10/27/2022 - 08/03/2023	9	100	All ND - Last	0.001	0.005	MCL/HBL	No Exceedance
MW-394	UA	A6DR	Cadmium, total	mg/L	10/27/2022 - 11/01/2023	10	100	All ND - Last	0.001	0.005	MCL/HBL	No Exceedance
MW-394	UA	A6	Chromium, total	mg/L	10/27/2022 - 05/15/2023	8	50	CI around mean	-6.91e-06	0.1	MCL/HBL	No Exceedance
MW-394	UA	A6D	Chromium, total	mg/L	10/27/2022 - 08/03/2023	9	56	CI around median	0.0015	0.1	MCL/HBL	No Exceedance
MW-394	UA	A6DR	Chromium, total	mg/L	10/27/2022 - 11/01/2023	10	60	CI around median	0.0015	0.1	MCL/HBL	No Exceedance
MW-394	UA	A6	Cobalt, total	mg/L	10/27/2022 - 05/15/2023	8	62	CI around median	0.001	0.006	MCL/HBL	No Exceedance
MW-394	UA	A6D	Cobalt, total	mg/L	10/27/2022 - 08/03/2023	9	67	CI around median	0.001	0.006	MCL/HBL	No Exceedance
MW-394	UA	A6DR	Cobalt, total	mg/L	10/27/2022 - 11/01/2023	10	70	CI around median	0.001	0.006	MCL/HBL	No Exceedance
MW-394	UA	A6	Fluoride, total	mg/L	10/27/2022 - 05/15/2023	8	0	CI around mean	3.25	4.0	MCL/HBL	No Exceedance
MW-394	UA	A6D	Fluoride, total	mg/L	10/27/2022 - 08/03/2023	9	0	CI around mean	2.99	4.0	MCL/HBL	No Exceedance
MW-394	UA	A6DR	Fluoride, total	mg/L	10/27/2022 - 11/01/2023	10	0	CI around mean	3.07	4.0	MCL/HBL	No Exceedance
MW-394	UA	A6	Lead, total	mg/L	10/27/2022 - 05/15/2023	8	62	CI around median	0.001	0.015	MCL/HBL	No Exceedance
MW-394	UA	A6D	Lead, total	mg/L	10/27/2022 - 08/03/2023	9	67	CI around median	0.001	0.015	MCL/HBL	No Exceedance
MW-394	UA	A6DR	Lead, total	mg/L	10/27/2022 - 11/01/2023	10	70	CI around median	0.001	0.015	MCL/HBL	No Exceedance
MW-394	UA	A6	Lithium, total	mg/L	10/27/2022 - 05/15/2023	8	0	CI around mean	0.0438	0.140	Background	No Exceedance
MW-394	UA	A6D	Lithium, total	mg/L	10/27/2022 - 08/03/2023	9	0	CI around mean	0.0441	0.140	Background	No Exceedance
MW-394	UA	A6DR	Lithium, total	mg/L	10/27/2022 - 11/01/2023	10	0	CI around mean	0.0482	0.140	Background	No Exceedance
MW-394	UA	A6	Mercury, total	mg/L	10/27/2022 - 05/15/2023	8	100	All ND - Last	0.0002	0.002	MCL/HBL	No Exceedance
MW-394	UA	A6D	Mercury, total	mg/L	10/27/2022 - 08/03/2023	9	100	All ND - Last	0.0002	0.002	MCL/HBL	No Exceedance
MW-394	UA	A6DR	Mercury, total	mg/L	10/27/2022 - 11/01/2023	10	100	All ND - Last	0.0002	0.002	MCL/HBL	No Exceedance
MW-394	UA	A6	Molybdenum, total	mg/L	10/27/2022 - 05/15/2023	8	12	CI around mean	0.00443	0.1	MCL/HBL	No Exceedance
MW-394	UA	A6D	Molybdenum, total	mg/L	10/27/2022 - 08/03/2023	9	11	CI around mean	0.00514	0.1	MCL/HBL	No Exceedance
MW-394	UA	A6DR	Molybdenum, total	mg/L	10/27/2022 - 11/01/2023	10	20	CI around mean	0.00438	0.1	MCL/HBL	No Exceedance
MW-394	UA	A6	Radium 226 + Radium 228, total	pCi/L	10/27/2022 - 05/15/2023	8	0	CI around mean	0.301	5	MCL/HBL	No Exceedance
MW-394	UA	A6D	Radium 226 + Radium 228, total	pCi/L	10/27/2022 - 08/03/2023	9	0	CI around mean	0.358	5	MCL/HBL	No Exceedance
MW-394	UA	A6DR	Radium 226 + Radium 228, total	pCi/L	10/27/2022 - 11/01/2023	10	0	CI around mean	0.42	5	MCL/HBL	No Exceedance

TABLE 6
DETERMINATION OF STATISTICALLY SIGNIFICANT LEVELS
 2023 40 C.F.R. § 257 ANNUAL GROUNDWATER MONITORING AND CORRECTIVE ACTION REPORT
 BALDWIN POWER PLANT
 BOTTOM ASH POND
 BALDWIN, IL

Well ID	HSU	Event ID	Parameter	Units	Date Range	Sample Count	Percent ND	Statistical Calculation	Statistical Result	GWPS	GWPS Source	SSL Type
MW-394	UA	A6	Selenium, total	mg/L	10/27/2022 - 05/15/2023	8	88	Most recent sample	0.001	0.05	MCL/HBL	No Exceedance
MW-394	UA	A6D	Selenium, total	mg/L	10/27/2022 - 08/03/2023	9	89	Most recent sample	0.001	0.05	MCL/HBL	No Exceedance
MW-394	UA	A6DR	Selenium, total	mg/L	10/27/2022 - 11/01/2023	10	90	Most recent sample	0.001	0.05	MCL/HBL	No Exceedance
MW-394	UA	A6	Thallium, total	mg/L	10/27/2022 - 05/15/2023	8	100	All ND - Last	0.002	0.002	MCL/HBL	No Exceedance
MW-394	UA	A6D	Thallium, total	mg/L	10/27/2022 - 08/03/2023	9	100	All ND - Last	0.002	0.002	MCL/HBL	No Exceedance
MW-394	UA	A6DR	Thallium, total	mg/L	10/27/2022 - 11/01/2023	10	100	All ND - Last	0.002	0.002	MCL/HBL	No Exceedance
OW-256	PMP	A6	Antimony, total	mg/L	03/14/2023 - 03/14/2023	1	100	All ND - Last	0.001	0.006	MCL/HBL	No Exceedance
OW-256	PMP	A6R	Antimony, total	mg/L	03/14/2023 - 05/17/2023	2	100	All ND - Last	0.001	0.006	MCL/HBL	No Exceedance
OW-256	PMP	A6D	Antimony, total	mg/L	03/14/2023 - 08/03/2023	3	100	All ND - Last	0.001	0.006	MCL/HBL	No Exceedance
OW-256	PMP	A6DR	Antimony, total	mg/L	03/14/2023 - 10/31/2023	4	100	All ND - Last	0.001	0.006	MCL/HBL	No Exceedance
OW-256	PMP	A6	Arsenic, total	mg/L	03/14/2023 - 03/14/2023	1	0	Most recent sample	0.0011	0.0104	Background	No Exceedance
OW-256	PMP	A6R	Arsenic, total	mg/L	03/14/2023 - 05/17/2023	2	50	Most recent sample	0.01	0.0104	Background	No Exceedance
OW-256	PMP	A6D	Arsenic, total	mg/L	03/14/2023 - 08/03/2023	3	33	Most recent sample	0.0013	0.0104	Background	No Exceedance
OW-256	PMP	A6DR	Arsenic, total	mg/L	03/14/2023 - 10/31/2023	4	25	CI around mean	0.000519	0.0104	Background	No Exceedance
OW-256	PMP	A6	Barium, total	mg/L	03/14/2023 - 03/14/2023	1	0	Most recent sample	0.0898	2.0	MCL/HBL	No Exceedance
OW-256	PMP	A6R	Barium, total	mg/L	03/14/2023 - 05/17/2023	2	0	Most recent sample	0.102	2.0	MCL/HBL	No Exceedance
OW-256	PMP	A6D	Barium, total	mg/L	03/14/2023 - 08/03/2023	3	0	Most recent sample	0.0915	2.0	MCL/HBL	No Exceedance
OW-256	PMP	A6DR	Barium, total	mg/L	03/14/2023 - 10/31/2023	4	0	CI around mean	0.0611	2.0	MCL/HBL	No Exceedance
OW-256	PMP	A6	Beryllium, total	mg/L	03/14/2023 - 03/14/2023	1	100	All ND - Last	0.001	0.004	MCL/HBL	No Exceedance
OW-256	PMP	A6R	Beryllium, total	mg/L	03/14/2023 - 05/17/2023	2	100	All ND - Last	0.0005	0.004	MCL/HBL	No Exceedance
OW-256	PMP	A6D	Beryllium, total	mg/L	03/14/2023 - 08/03/2023	3	100	All ND - Last	0.001	0.004	MCL/HBL	No Exceedance
OW-256	PMP	A6DR	Beryllium, total	mg/L	03/14/2023 - 10/31/2023	4	100	All ND - Last	0.001	0.004	MCL/HBL	No Exceedance
OW-256	PMP	A6	Cadmium, total	mg/L	03/14/2023 - 03/14/2023	1	100	All ND - Last	0.001	0.005	MCL/HBL	No Exceedance
OW-256	PMP	A6R	Cadmium, total	mg/L	03/14/2023 - 05/17/2023	2	100	All ND - Last	0.002	0.005	MCL/HBL	No Exceedance
OW-256	PMP	A6D	Cadmium, total	mg/L	03/14/2023 - 08/03/2023	3	100	All ND - Last	0.001	0.005	MCL/HBL	No Exceedance
OW-256	PMP	A6DR	Cadmium, total	mg/L	03/14/2023 - 10/31/2023	4	100	All ND - Last	0.001	0.005	MCL/HBL	No Exceedance
OW-256	PMP	A6	Chromium, total	mg/L	03/14/2023 - 03/14/2023	1	100	All ND - Last	0.0015	0.1	MCL/HBL	No Exceedance

TABLE 6
DETERMINATION OF STATISTICALLY SIGNIFICANT LEVELS
2023 40 C.F.R. § 257 ANNUAL GROUNDWATER MONITORING AND CORRECTIVE ACTION REPORT
BALDWIN POWER PLANT
BOTTOM ASH POND
BALDWIN, IL

Well ID	HSU	Event ID	Parameter	Units	Date Range	Sample Count	Percent ND	Statistical Calculation	Statistical Result	GWPS	GWPS Source	SSL Type
OW-256	PMP	A6R	Chromium, total	mg/L	03/14/2023 - 05/17/2023	2	100	All ND - Last	0.005	0.1	MCL/HBL	No Exceedance
OW-256	PMP	A6D	Chromium, total	mg/L	03/14/2023 - 08/03/2023	3	67	Most recent sample	0.002	0.1	MCL/HBL	No Exceedance
OW-256	PMP	A6DR	Chromium, total	mg/L	03/14/2023 - 10/31/2023	4	75	CI around median (Last Sample, n<7)	0.0015	0.1	MCL/HBL	No Exceedance
OW-256	PMP	A6	Cobalt, total	mg/L	03/14/2023 - 03/14/2023	1	100	All ND - Last	0.001	0.006	MCL/HBL	No Exceedance
OW-256	PMP	A6R	Cobalt, total	mg/L	03/14/2023 - 05/17/2023	2	50	Most recent sample	0.0015	0.006	MCL/HBL	No Exceedance
OW-256	PMP	A6D	Cobalt, total	mg/L	03/14/2023 - 08/03/2023	3	33	Most recent sample	0.0011	0.006	MCL/HBL	No Exceedance
OW-256	PMP	A6DR	Cobalt, total	mg/L	03/14/2023 - 10/31/2023	4	25	CI around mean	0.000682	0.006	MCL/HBL	No Exceedance
OW-256	PMP	A6	Fluoride, total	mg/L	03/14/2023 - 03/14/2023	1	0	Most recent sample	0.23	4.0	MCL/HBL	No Exceedance
OW-256	PMP	A6R	Fluoride, total	mg/L	03/14/2023 - 05/17/2023	2	0	Most recent sample	0.25	4.0	MCL/HBL	No Exceedance
OW-256	PMP	A6D	Fluoride, total	mg/L	03/14/2023 - 08/03/2023	3	0	Most recent sample	0.25	4.0	MCL/HBL	No Exceedance
OW-256	PMP	A6DR	Fluoride, total	mg/L	03/14/2023 - 10/31/2023	4	0	CI around mean	0.198	4.0	MCL/HBL	No Exceedance
OW-256	PMP	A6	Lead, total	mg/L	03/14/2023 - 03/14/2023	1	100	All ND - Last	0.001	0.015	MCL/HBL	No Exceedance
OW-256	PMP	A6R	Lead, total	mg/L	03/14/2023 - 05/17/2023	2	100	All ND - Last	0.0075	0.015	MCL/HBL	No Exceedance
OW-256	PMP	A6D	Lead, total	mg/L	03/14/2023 - 08/03/2023	3	67	Most recent sample	0.0023	0.015	MCL/HBL	No Exceedance
OW-256	PMP	A6DR	Lead, total	mg/L	03/14/2023 - 10/31/2023	4	75	CI around median (Last Sample, n<7)	0.001	0.015	MCL/HBL	No Exceedance
OW-256	PMP	A6	Lithium, total	mg/L	03/14/2023 - 03/14/2023	1	0	Most recent sample	0.0059	0.140	Background	No Exceedance
OW-256	PMP	A6R	Lithium, total	mg/L	03/14/2023 - 05/17/2023	2	50	Most recent sample	0.005	0.140	Background	No Exceedance
OW-256	PMP	A6D	Lithium, total	mg/L	03/14/2023 - 08/03/2023	3	33	Most recent sample	0.0082	0.140	Background	No Exceedance
OW-256	PMP	A6DR	Lithium, total	mg/L	03/14/2023 - 10/31/2023	4	25	CI around mean	0.000586	0.140	Background	No Exceedance
OW-256	PMP	A6	Mercury, total	mg/L	03/14/2023 - 03/14/2023	1	100	All ND - Last	0.0002	0.002	MCL/HBL	No Exceedance
OW-256	PMP	A6R	Mercury, total	mg/L	03/14/2023 - 05/17/2023	2	100	All ND - Last	0.0002	0.002	MCL/HBL	No Exceedance
OW-256	PMP	A6D	Mercury, total	mg/L	03/14/2023 - 08/03/2023	3	100	All ND - Last	0.0002	0.002	MCL/HBL	No Exceedance
OW-256	PMP	A6DR	Mercury, total	mg/L	03/14/2023 - 10/31/2023	4	100	All ND - Last	0.0002	0.002	MCL/HBL	No Exceedance
OW-256	PMP	A6	Molybdenum, total	mg/L	03/14/2023 - 03/14/2023	1	100	All ND - Last	0.0015	0.1	MCL/HBL	No Exceedance
OW-256	PMP	A6R	Molybdenum, total	mg/L	03/14/2023 - 05/17/2023	2	100	All ND - Last	0.01	0.1	MCL/HBL	No Exceedance
OW-256	PMP	A6D	Molybdenum, total	mg/L	03/14/2023 - 08/03/2023	3	67	Most recent sample	0.0016	0.1	MCL/HBL	No Exceedance
OW-256	PMP	A6DR	Molybdenum, total	mg/L	03/14/2023 - 10/31/2023	4	75	CI around median (Last Sample, n<7)	0.0015	0.1	MCL/HBL	No Exceedance

TABLE 6
DETERMINATION OF STATISTICALLY SIGNIFICANT LEVELS
 2023 40 C.F.R. § 257 ANNUAL GROUNDWATER MONITORING AND CORRECTIVE ACTION REPORT
 BALDWIN POWER PLANT
 BOTTOM ASH POND
 BALDWIN, IL

Well ID	HSU	Event ID	Parameter	Units	Date Range	Sample Count	Percent ND	Statistical Calculation	Statistical Result	GWPS	GWPS Source	SSL Type
OW-256	PMP	A6	Radium 226 + Radium 228, total	pCi/L	03/14/2023 - 03/14/2023	1	0	Most recent sample	1.26	5	MCL/HBL	No Exceedance
OW-256	PMP	A6R	Radium 226 + Radium 228, total	pCi/L	03/14/2023 - 05/17/2023	2	0	Most recent sample	0.717	5	MCL/HBL	No Exceedance
OW-256	PMP	A6D	Radium 226 + Radium 228, total	pCi/L	03/14/2023 - 08/03/2023	3	0	Most recent sample	0.66	5	MCL/HBL	No Exceedance
OW-256	PMP	A6DR	Radium 226 + Radium 228, total	pCi/L	03/14/2023 - 10/31/2023	4	0	CI around mean	0.237	5	MCL/HBL	No Exceedance
OW-256	PMP	A6	Selenium, total	mg/L	03/14/2023 - 03/14/2023	1	100	All ND - Last	0.001	0.05	MCL/HBL	No Exceedance
OW-256	PMP	A6R	Selenium, total	mg/L	03/14/2023 - 05/17/2023	2	100	All ND - Last	0.001	0.05	MCL/HBL	No Exceedance
OW-256	PMP	A6D	Selenium, total	mg/L	03/14/2023 - 08/03/2023	3	100	All ND - Last	0.001	0.05	MCL/HBL	No Exceedance
OW-256	PMP	A6DR	Selenium, total	mg/L	03/14/2023 - 10/31/2023	4	100	All ND - Last	0.001	0.05	MCL/HBL	No Exceedance
OW-256	PMP	A6	Thallium, total	mg/L	03/14/2023 - 03/14/2023	1	100	All ND - Last	0.002	0.002	MCL/HBL	No Exceedance
OW-256	PMP	A6R	Thallium, total	mg/L	03/14/2023 - 05/17/2023	2	100	All ND - Last	0.002	0.002	MCL/HBL	No Exceedance
OW-256	PMP	A6D	Thallium, total	mg/L	03/14/2023 - 08/03/2023	3	100	All ND - Last	0.002	0.002	MCL/HBL	No Exceedance
OW-256	PMP	A6DR	Thallium, total	mg/L	03/14/2023 - 10/31/2023	4	100	All ND - Last	0.002	0.002	MCL/HBL	No Exceedance
OW-257	PMP	A6	Antimony, total	mg/L	03/14/2023 - 03/14/2023	1	0	Most recent sample	0.0023	0.006	MCL/HBL	No Exceedance
OW-257	PMP	A6R	Antimony, total	mg/L	03/14/2023 - 05/17/2023	2	50	Most recent sample	0.005	0.006	MCL/HBL	No Exceedance
OW-257	PMP	A6D	Antimony, total	mg/L	--	--	--	--	--	0.006	MCL/HBL	--
OW-257	PMP	A6DR	Antimony, total	mg/L	03/14/2023 - 10/31/2023	4	75	CI around median (Last Sample, n<7)	0.001	0.006	MCL/HBL	No Exceedance
OW-257	PMP	A6	Arsenic, total	mg/L	03/14/2023 - 03/14/2023	1	0	Most recent sample	0.004	0.0104	Background	No Exceedance
OW-257	PMP	A6R	Arsenic, total	mg/L	03/14/2023 - 05/17/2023	2	0	Most recent sample	0.103	0.0104	Background	Exceedance Not Confirmed
OW-257	PMP	A6D	Arsenic, total	mg/L	--	--	--	--	--	0.0104	Background	--
OW-257	PMP	A6DR	Arsenic, total	mg/L	03/14/2023 - 10/31/2023	4	25	CI around geomean	0.000459	0.0104	Background	No Exceedance
OW-257	PMP	A6	Barium, total	mg/L	03/14/2023 - 03/14/2023	1	0	Most recent sample	0.114	2.0	MCL/HBL	No Exceedance
OW-257	PMP	A6R	Barium, total	mg/L	03/14/2023 - 05/17/2023	2	0	Most recent sample	0.975	2.0	MCL/HBL	No Exceedance
OW-257	PMP	A6D	Barium, total	mg/L	--	--	--	--	--	2.0	MCL/HBL	--
OW-257	PMP	A6DR	Barium, total	mg/L	03/14/2023 - 10/31/2023	4	0	CI around geomean	0.0208	2.0	MCL/HBL	No Exceedance
OW-257	PMP	A6	Beryllium, total	mg/L	03/14/2023 - 03/14/2023	1	100	All ND - Last	0.001	0.004	MCL/HBL	No Exceedance
OW-257	PMP	A6R	Beryllium, total	mg/L	03/14/2023 - 05/17/2023	2	50	Most recent sample	0.0097	0.004	MCL/HBL	Exceedance Not Confirmed

TABLE 6
DETERMINATION OF STATISTICALLY SIGNIFICANT LEVELS
 2023 40 C.F.R. § 257 ANNUAL GROUNDWATER MONITORING AND CORRECTIVE ACTION REPORT
 BALDWIN POWER PLANT
 BOTTOM ASH POND
 BALDWIN, IL

Well ID	HSU	Event ID	Parameter	Units	Date Range	Sample Count	Percent ND	Statistical Calculation	Statistical Result	GWPS	GWPS Source	SSL Type
OW-257	PMP	A6D	Beryllium, total	mg/L	--	--	--	--	--	0.004	MCL/HBL	--
OW-257	PMP	A6DR	Beryllium, total	mg/L	03/14/2023 - 10/31/2023	4	75	CI around median (Last Sample, n<7)	0.001	0.004	MCL/HBL	No Exceedance
OW-257	PMP	A6	Cadmium, total	mg/L	03/14/2023 - 03/14/2023	1	100	All ND - Last	0.001	0.005	MCL/HBL	No Exceedance
OW-257	PMP	A6R	Cadmium, total	mg/L	03/14/2023 - 05/17/2023	2	50	Most recent sample	0.0045	0.005	MCL/HBL	No Exceedance
OW-257	PMP	A6D	Cadmium, total	mg/L	--	--	--	--	--	0.005	MCL/HBL	--
OW-257	PMP	A6DR	Cadmium, total	mg/L	03/14/2023 - 10/31/2023	4	75	CI around median (Last Sample, n<7)	0.001	0.005	MCL/HBL	No Exceedance
OW-257	PMP	A6	Chromium, total	mg/L	03/14/2023 - 03/14/2023	1	0	Most recent sample	0.0017	0.1	MCL/HBL	No Exceedance
OW-257	PMP	A6R	Chromium, total	mg/L	03/14/2023 - 05/17/2023	2	0	Most recent sample	0.214	0.1	MCL/HBL	Exceedance Not Confirmed
OW-257	PMP	A6D	Chromium, total	mg/L	--	--	--	--	--	0.1	MCL/HBL	--
OW-257	PMP	A6DR	Chromium, total	mg/L	03/14/2023 - 10/31/2023	4	25	CI around geomean	8.26e-05	0.1	MCL/HBL	No Exceedance
OW-257	PMP	A6	Cobalt, total	mg/L	03/14/2023 - 03/14/2023	1	0	Most recent sample	0.0026	0.006	MCL/HBL	No Exceedance
OW-257	PMP	A6R	Cobalt, total	mg/L	03/14/2023 - 05/17/2023	2	0	Most recent sample	0.203	0.006	MCL/HBL	Exceedance Not Confirmed
OW-257	PMP	A6D	Cobalt, total	mg/L	--	--	--	--	--	0.006	MCL/HBL	--
OW-257	PMP	A6DR	Cobalt, total	mg/L	03/14/2023 - 10/31/2023	4	0	CI around geomean	8.59e-05	0.006	MCL/HBL	No Exceedance
OW-257	PMP	A6	Fluoride, total	mg/L	03/14/2023 - 03/14/2023	1	0	Most recent sample	0.39	4.0	MCL/HBL	No Exceedance
OW-257	PMP	A6R	Fluoride, total	mg/L	03/14/2023 - 05/17/2023	2	0	Most recent sample	0.37	4.0	MCL/HBL	No Exceedance
OW-257	PMP	A6D	Fluoride, total	mg/L	--	--	--	--	--	4.0	MCL/HBL	--
OW-257	PMP	A6DR	Fluoride, total	mg/L	03/14/2023 - 10/31/2023	4	0	CI around mean	0.32	4.0	MCL/HBL	No Exceedance
OW-257	PMP	A6	Lead, total	mg/L	03/14/2023 - 03/14/2023	1	0	Most recent sample	0.0015	0.015	MCL/HBL	No Exceedance
OW-257	PMP	A6R	Lead, total	mg/L	03/14/2023 - 05/17/2023	2	0	Most recent sample	0.214	0.015	MCL/HBL	Exceedance Not Confirmed
OW-257	PMP	A6D	Lead, total	mg/L	--	--	--	--	--	0.015	MCL/HBL	--
OW-257	PMP	A6DR	Lead, total	mg/L	03/14/2023 - 10/31/2023	4	25	CI around geomean	4.82e-05	0.015	MCL/HBL	No Exceedance
OW-257	PMP	A6	Lithium, total	mg/L	03/14/2023 - 03/14/2023	1	0	Most recent sample	0.0268	0.140	Background	No Exceedance
OW-257	PMP	A6R	Lithium, total	mg/L	03/14/2023 - 05/17/2023	2	0	Most recent sample	0.207	0.140	Background	Exceedance Not Confirmed
OW-257	PMP	A6D	Lithium, total	mg/L	--	--	--	--	--	0.140	Background	--

TABLE 6
DETERMINATION OF STATISTICALLY SIGNIFICANT LEVELS
2023 40 C.F.R. § 257 ANNUAL GROUNDWATER MONITORING AND CORRECTIVE ACTION REPORT
BALDWIN POWER PLANT
BOTTOM ASH POND
BALDWIN, IL

Well ID	HSU	Event ID	Parameter	Units	Date Range	Sample Count	Percent ND	Statistical Calculation	Statistical Result	GWPS	GWPS Source	SSL Type
OW-257	PMP	A6DR	Lithium, total	mg/L	03/14/2023 - 10/31/2023	4	0	CI around geomean	0.00598	0.140	Background	No Exceedance
OW-257	PMP	A6	Mercury, total	mg/L	03/14/2023 - 03/14/2023	1	100	All ND - Last	0.0002	0.002	MCL/HBL	No Exceedance
OW-257	PMP	A6R	Mercury, total	mg/L	03/14/2023 - 05/17/2023	2	100	All ND - Last	0.0002	0.002	MCL/HBL	No Exceedance
OW-257	PMP	A6D	Mercury, total	mg/L	--	--	--	--	--	0.002	MCL/HBL	--
OW-257	PMP	A6DR	Mercury, total	mg/L	03/14/2023 - 10/31/2023	4	100	All ND - Last	0.0002	0.002	MCL/HBL	No Exceedance
OW-257	PMP	A6	Molybdenum, total	mg/L	03/14/2023 - 03/14/2023	1	0	Most recent sample	0.003	0.1	MCL/HBL	No Exceedance
OW-257	PMP	A6R	Molybdenum, total	mg/L	03/14/2023 - 05/17/2023	2	50	Most recent sample	0.01	0.1	MCL/HBL	No Exceedance
OW-257	PMP	A6D	Molybdenum, total	mg/L	--	--	--	--	--	0.1	MCL/HBL	--
OW-257	PMP	A6DR	Molybdenum, total	mg/L	03/14/2023 - 10/31/2023	4	50	CI around mean	0.00236	0.1	MCL/HBL	No Exceedance
OW-257	PMP	A6	Radium 226 + Radium 228, total	pCi/L	03/14/2023 - 03/14/2023	1	0	Most recent sample	1.72	5	MCL/HBL	No Exceedance
OW-257	PMP	A6R	Radium 226 + Radium 228, total	pCi/L	03/14/2023 - 05/17/2023	2	0	Most recent sample	25.3	5	MCL/HBL	Exceedance Not Confirmed
OW-257	PMP	A6D	Radium 226 + Radium 228, total	pCi/L	--	--	--	--	--	5	MCL/HBL	--
OW-257	PMP	A6DR	Radium 226 + Radium 228, total	pCi/L	03/14/2023 - 10/31/2023	4	0	CI around geomean	0.0774	5	MCL/HBL	No Exceedance
OW-257	PMP	A6	Selenium, total	mg/L	03/14/2023 - 03/14/2023	1	100	All ND - Last	0.001	0.05	MCL/HBL	No Exceedance
OW-257	PMP	A6R	Selenium, total	mg/L	03/14/2023 - 05/17/2023	2	100	All ND - Last	0.001	0.05	MCL/HBL	No Exceedance
OW-257	PMP	A6D	Selenium, total	mg/L	--	--	--	--	--	0.05	MCL/HBL	--
OW-257	PMP	A6DR	Selenium, total	mg/L	03/14/2023 - 10/31/2023	4	100	All ND - Last	0.001	0.05	MCL/HBL	No Exceedance
OW-257	PMP	A6	Thallium, total	mg/L	03/14/2023 - 03/14/2023	1	100	All ND - Last	0.002	0.002	MCL/HBL	No Exceedance
OW-257	PMP	A6R	Thallium, total	mg/L	03/14/2023 - 05/17/2023	2	100	All ND - Last	0.01	0.002	MCL/HBL	RL > GWPS
OW-257	PMP	A6D	Thallium, total	mg/L	--	--	--	--	--	0.002	MCL/HBL	--
OW-257	PMP	A6DR	Thallium, total	mg/L	03/14/2023 - 10/31/2023	4	100	All ND - Last	0.002	0.002	MCL/HBL	No Exceedance
PZ-170	PMP	A6	Antimony, total	mg/L	03/14/2023 - 03/14/2023	1	0	Most recent sample	0.0023	0.006	MCL/HBL	No Exceedance
PZ-170	PMP	A6R	Antimony, total	mg/L	03/14/2023 - 05/17/2023	2	50	Most recent sample	0.001	0.006	MCL/HBL	No Exceedance
PZ-170	PMP	A6D	Antimony, total	mg/L	--	--	--	--	--	0.006	MCL/HBL	--
PZ-170	PMP	A6DR	Antimony, total	mg/L	03/14/2023 - 10/31/2023	3	67	Most recent sample	0.001	0.006	MCL/HBL	No Exceedance
PZ-170	PMP	A6	Arsenic, total	mg/L	03/14/2023 - 03/14/2023	1	100	All ND - Last	0.001	0.0104	Background	No Exceedance

TABLE 6
DETERMINATION OF STATISTICALLY SIGNIFICANT LEVELS
 2023 40 C.F.R. § 257 ANNUAL GROUNDWATER MONITORING AND CORRECTIVE ACTION REPORT
 BALDWIN POWER PLANT
 BOTTOM ASH POND
 BALDWIN, IL

Well ID	HSU	Event ID	Parameter	Units	Date Range	Sample Count	Percent ND	Statistical Calculation	Statistical Result	GWPS	GWPS Source	SSL Type
PZ-170	PMP	A6R	Arsenic, total	mg/L	03/14/2023 - 05/17/2023	2	100	All ND - Last	0.01	0.0104	Background	No Exceedance
PZ-170	PMP	A6D	Arsenic, total	mg/L	--	--	--	--	--	0.0104	Background	--
PZ-170	PMP	A6DR	Arsenic, total	mg/L	03/14/2023 - 10/31/2023	3	67	Most recent sample	0.0012	0.0104	Background	No Exceedance
PZ-170	PMP	A6	Barium, total	mg/L	03/14/2023 - 03/14/2023	1	0	Most recent sample	0.095	2.0	MCL/HBL	No Exceedance
PZ-170	PMP	A6R	Barium, total	mg/L	03/14/2023 - 05/17/2023	2	0	Most recent sample	0.0975	2.0	MCL/HBL	No Exceedance
PZ-170	PMP	A6D	Barium, total	mg/L	--	--	--	--	--	2.0	MCL/HBL	--
PZ-170	PMP	A6DR	Barium, total	mg/L	03/14/2023 - 10/31/2023	3	0	Most recent sample	0.155	2.0	MCL/HBL	No Exceedance
PZ-170	PMP	A6	Beryllium, total	mg/L	03/14/2023 - 03/14/2023	1	100	All ND - Last	0.001	0.004	MCL/HBL	No Exceedance
PZ-170	PMP	A6R	Beryllium, total	mg/L	03/14/2023 - 05/17/2023	2	100	All ND - Last	0.0005	0.004	MCL/HBL	No Exceedance
PZ-170	PMP	A6D	Beryllium, total	mg/L	--	--	--	--	--	0.004	MCL/HBL	--
PZ-170	PMP	A6DR	Beryllium, total	mg/L	03/14/2023 - 10/31/2023	3	100	All ND - Last	0.001	0.004	MCL/HBL	No Exceedance
PZ-170	PMP	A6	Cadmium, total	mg/L	03/14/2023 - 03/14/2023	1	100	All ND - Last	0.001	0.005	MCL/HBL	No Exceedance
PZ-170	PMP	A6R	Cadmium, total	mg/L	03/14/2023 - 05/17/2023	2	100	All ND - Last	0.002	0.005	MCL/HBL	No Exceedance
PZ-170	PMP	A6D	Cadmium, total	mg/L	--	--	--	--	--	0.005	MCL/HBL	--
PZ-170	PMP	A6DR	Cadmium, total	mg/L	03/14/2023 - 10/31/2023	3	100	All ND - Last	0.001	0.005	MCL/HBL	No Exceedance
PZ-170	PMP	A6	Chromium, total	mg/L	03/14/2023 - 03/14/2023	1	0	Most recent sample	0.0028	0.1	MCL/HBL	No Exceedance
PZ-170	PMP	A6R	Chromium, total	mg/L	03/14/2023 - 05/17/2023	2	50	Most recent sample	0.005	0.1	MCL/HBL	No Exceedance
PZ-170	PMP	A6D	Chromium, total	mg/L	--	--	--	--	--	0.1	MCL/HBL	--
PZ-170	PMP	A6DR	Chromium, total	mg/L	03/14/2023 - 10/31/2023	3	67	Most recent sample	0.0015	0.1	MCL/HBL	No Exceedance
PZ-170	PMP	A6	Cobalt, total	mg/L	03/14/2023 - 03/14/2023	1	0	Most recent sample	0.0085	0.006	MCL/HBL	Exceedance Not Confirmed
PZ-170	PMP	A6R	Cobalt, total	mg/L	03/14/2023 - 05/17/2023	2	0	Most recent sample	0.0046	0.006	MCL/HBL	No Exceedance
PZ-170	PMP	A6D	Cobalt, total	mg/L	--	--	--	--	--	0.006	MCL/HBL	--
PZ-170	PMP	A6DR	Cobalt, total	mg/L	03/14/2023 - 10/31/2023	3	0	Most recent sample	0.0037	0.006	MCL/HBL	No Exceedance
PZ-170	PMP	A6	Fluoride, total	mg/L	03/14/2023 - 03/14/2023	1	0	Most recent sample	0.19	4.0	MCL/HBL	No Exceedance
PZ-170	PMP	A6R	Fluoride, total	mg/L	03/14/2023 - 05/17/2023	2	0	Most recent sample	0.18	4.0	MCL/HBL	No Exceedance
PZ-170	PMP	A6D	Fluoride, total	mg/L	--	--	--	--	--	4.0	MCL/HBL	--

TABLE 6
DETERMINATION OF STATISTICALLY SIGNIFICANT LEVELS
 2023 40 C.F.R. § 257 ANNUAL GROUNDWATER MONITORING AND CORRECTIVE ACTION REPORT
 BALDWIN POWER PLANT
 BOTTOM ASH POND
 BALDWIN, IL

Well ID	HSU	Event ID	Parameter	Units	Date Range	Sample Count	Percent ND	Statistical Calculation	Statistical Result	GWPS	GWPS Source	SSL Type
PZ-170	PMP	A6DR	Fluoride, total	mg/L	03/14/2023 - 10/31/2023	3	0	Most recent sample	0.21	4.0	MCL/HBL	No Exceedance
PZ-170	PMP	A6	Lead, total	mg/L	03/14/2023 - 03/14/2023	1	100	All ND - Last	0.001	0.015	MCL/HBL	No Exceedance
PZ-170	PMP	A6R	Lead, total	mg/L	03/14/2023 - 05/17/2023	2	100	All ND - Last	0.0075	0.015	MCL/HBL	No Exceedance
PZ-170	PMP	A6D	Lead, total	mg/L	--	--	--	--	--	0.015	MCL/HBL	--
PZ-170	PMP	A6DR	Lead, total	mg/L	03/14/2023 - 10/31/2023	3	100	All ND - Last	0.001	0.015	MCL/HBL	No Exceedance
PZ-170	PMP	A6	Lithium, total	mg/L	03/14/2023 - 03/14/2023	1	0	Most recent sample	0.0294	0.140	Background	No Exceedance
PZ-170	PMP	A6R	Lithium, total	mg/L	03/14/2023 - 05/17/2023	2	0	Most recent sample	0.0291	0.140	Background	No Exceedance
PZ-170	PMP	A6D	Lithium, total	mg/L	--	--	--	--	--	0.140	Background	--
PZ-170	PMP	A6DR	Lithium, total	mg/L	03/14/2023 - 10/31/2023	3	0	Most recent sample	0.0361	0.140	Background	No Exceedance
PZ-170	PMP	A6	Mercury, total	mg/L	03/14/2023 - 03/14/2023	1	100	All ND - Last	0.0002	0.002	MCL/HBL	No Exceedance
PZ-170	PMP	A6R	Mercury, total	mg/L	03/14/2023 - 05/17/2023	2	100	All ND - Last	0.0002	0.002	MCL/HBL	No Exceedance
PZ-170	PMP	A6D	Mercury, total	mg/L	--	--	--	--	--	0.002	MCL/HBL	--
PZ-170	PMP	A6DR	Mercury, total	mg/L	03/14/2023 - 10/31/2023	3	100	All ND - Last	0.0002	0.002	MCL/HBL	No Exceedance
PZ-170	PMP	A6	Molybdenum, total	mg/L	03/14/2023 - 03/14/2023	1	100	All ND - Last	0.0015	0.1	MCL/HBL	No Exceedance
PZ-170	PMP	A6R	Molybdenum, total	mg/L	03/14/2023 - 05/17/2023	2	100	All ND - Last	0.01	0.1	MCL/HBL	No Exceedance
PZ-170	PMP	A6D	Molybdenum, total	mg/L	--	--	--	--	--	0.1	MCL/HBL	--
PZ-170	PMP	A6DR	Molybdenum, total	mg/L	03/14/2023 - 10/31/2023	3	100	All ND - Last	0.0015	0.1	MCL/HBL	No Exceedance
PZ-170	PMP	A6	Radium 226 + Radium 228, total	pCi/L	03/14/2023 - 03/14/2023	1	0	Most recent sample	1.31	5	MCL/HBL	No Exceedance
PZ-170	PMP	A6R	Radium 226 + Radium 228, total	pCi/L	03/14/2023 - 05/17/2023	2	0	Most recent sample	0.181	5	MCL/HBL	No Exceedance
PZ-170	PMP	A6D	Radium 226 + Radium 228, total	pCi/L	03/14/2023 - 08/04/2023	3	0	Most recent sample	1.16	5	MCL/HBL	No Exceedance
PZ-170	PMP	A6DR	Radium 226 + Radium 228, total	pCi/L	03/14/2023 - 10/31/2023	4	0	CI around mean	-0.352	5	MCL/HBL	No Exceedance
PZ-170	PMP	A6	Selenium, total	mg/L	03/14/2023 - 03/14/2023	1	100	All ND - Last	0.001	0.05	MCL/HBL	No Exceedance
PZ-170	PMP	A6R	Selenium, total	mg/L	03/14/2023 - 05/17/2023	2	100	All ND - Last	0.001	0.05	MCL/HBL	No Exceedance
PZ-170	PMP	A6D	Selenium, total	mg/L	--	--	--	--	--	0.05	MCL/HBL	--
PZ-170	PMP	A6DR	Selenium, total	mg/L	03/14/2023 - 10/31/2023	3	100	All ND - Last	0.001	0.05	MCL/HBL	No Exceedance
PZ-170	PMP	A6	Thallium, total	mg/L	03/14/2023 - 03/14/2023	1	100	All ND - Last	0.002	0.002	MCL/HBL	No Exceedance
PZ-170	PMP	A6R	Thallium, total	mg/L	03/14/2023 - 05/17/2023	2	100	All ND - Last	0.002	0.002	MCL/HBL	No Exceedance

TABLE 6
DETERMINATION OF STATISTICALLY SIGNIFICANT LEVELS
 2023 40 C.F.R. § 257 ANNUAL GROUNDWATER MONITORING AND CORRECTIVE ACTION REPORT
 BALDWIN POWER PLANT
 BOTTOM ASH POND
 BALDWIN, IL

Well ID	HSU	Event ID	Parameter	Units	Date Range	Sample Count	Percent ND	Statistical Calculation	Statistical Result	GWPS	GWPS Source	SSL Type
PZ-170	PMP	A6D	Thallium, total	mg/L	--	--	--	--	--	0.002	MCL/HBL	--
PZ-170	PMP	A6DR	Thallium, total	mg/L	03/14/2023 - 10/31/2023	3	100	All ND - Last	0.002	0.002	MCL/HBL	No Exceedance
PZ-182	PMP	A6	Antimony, total	mg/L	03/14/2023 - 03/14/2023	1	100	All ND - Last	0.001	0.006	MCL/HBL	No Exceedance
PZ-182	PMP	A6R	Antimony, total	mg/L	03/14/2023 - 05/17/2023	2	100	All ND - Last	0.001	0.006	MCL/HBL	No Exceedance
PZ-182	PMP	A6D	Antimony, total	mg/L	03/14/2023 - 08/15/2023	3	100	All ND - Last	0.001	0.006	MCL/HBL	No Exceedance
PZ-182	PMP	A6DR	Antimony, total	mg/L	03/14/2023 - 10/31/2023	4	100	All ND - Last	0.001	0.006	MCL/HBL	No Exceedance
PZ-182	PMP	A6	Arsenic, total	mg/L	03/14/2023 - 03/14/2023	1	0	Most recent sample	0.001	0.0104	Background	No Exceedance
PZ-182	PMP	A6R	Arsenic, total	mg/L	03/14/2023 - 05/17/2023	2	50	Most recent sample	0.01	0.0104	Background	No Exceedance
PZ-182	PMP	A6D	Arsenic, total	mg/L	03/14/2023 - 08/15/2023	3	67	Most recent sample	0.001	0.0104	Background	No Exceedance
PZ-182	PMP	A6DR	Arsenic, total	mg/L	03/14/2023 - 10/31/2023	4	75	CI around median (Last Sample, n<7)	0.001	0.0104	Background	No Exceedance
PZ-182	PMP	A6	Barium, total	mg/L	03/14/2023 - 03/14/2023	1	0	Most recent sample	0.067	2.0	MCL/HBL	No Exceedance
PZ-182	PMP	A6R	Barium, total	mg/L	03/14/2023 - 05/17/2023	2	0	Most recent sample	0.0692	2.0	MCL/HBL	No Exceedance
PZ-182	PMP	A6D	Barium, total	mg/L	03/14/2023 - 08/15/2023	3	0	Most recent sample	0.0712	2.0	MCL/HBL	No Exceedance
PZ-182	PMP	A6DR	Barium, total	mg/L	03/14/2023 - 10/31/2023	4	0	CI around mean	0.0516	2.0	MCL/HBL	No Exceedance
PZ-182	PMP	A6	Beryllium, total	mg/L	03/14/2023 - 03/14/2023	1	100	All ND - Last	0.001	0.004	MCL/HBL	No Exceedance
PZ-182	PMP	A6R	Beryllium, total	mg/L	03/14/2023 - 05/17/2023	2	100	All ND - Last	0.0005	0.004	MCL/HBL	No Exceedance
PZ-182	PMP	A6D	Beryllium, total	mg/L	03/14/2023 - 08/15/2023	3	100	All ND - Last	0.001	0.004	MCL/HBL	No Exceedance
PZ-182	PMP	A6DR	Beryllium, total	mg/L	03/14/2023 - 10/31/2023	4	100	All ND - Last	0.001	0.004	MCL/HBL	No Exceedance
PZ-182	PMP	A6	Cadmium, total	mg/L	03/14/2023 - 03/14/2023	1	100	All ND - Last	0.001	0.005	MCL/HBL	No Exceedance
PZ-182	PMP	A6R	Cadmium, total	mg/L	03/14/2023 - 05/17/2023	2	100	All ND - Last	0.002	0.005	MCL/HBL	No Exceedance
PZ-182	PMP	A6D	Cadmium, total	mg/L	03/14/2023 - 08/15/2023	3	100	All ND - Last	0.001	0.005	MCL/HBL	No Exceedance
PZ-182	PMP	A6DR	Cadmium, total	mg/L	03/14/2023 - 10/31/2023	4	100	All ND - Last	0.001	0.005	MCL/HBL	No Exceedance
PZ-182	PMP	A6	Chromium, total	mg/L	03/14/2023 - 03/14/2023	1	100	All ND - Last	0.0015	0.1	MCL/HBL	No Exceedance
PZ-182	PMP	A6R	Chromium, total	mg/L	03/14/2023 - 05/17/2023	2	100	All ND - Last	0.005	0.1	MCL/HBL	No Exceedance
PZ-182	PMP	A6D	Chromium, total	mg/L	03/14/2023 - 08/15/2023	3	100	All ND - Last	0.0015	0.1	MCL/HBL	No Exceedance
PZ-182	PMP	A6DR	Chromium, total	mg/L	03/14/2023 - 10/31/2023	4	100	All ND - Last	0.0015	0.1	MCL/HBL	No Exceedance
PZ-182	PMP	A6	Cobalt, total	mg/L	03/14/2023 - 03/14/2023	1	0	Most recent sample	0.001	0.006	MCL/HBL	No Exceedance

TABLE 6
DETERMINATION OF STATISTICALLY SIGNIFICANT LEVELS
2023 40 C.F.R. § 257 ANNUAL GROUNDWATER MONITORING AND CORRECTIVE ACTION REPORT
BALDWIN POWER PLANT
BOTTOM ASH POND
BALDWIN, IL

Well ID	HSU	Event ID	Parameter	Units	Date Range	Sample Count	Percent ND	Statistical Calculation	Statistical Result	GWPS	GWPS Source	SSL Type
PZ-182	PMP	A6R	Cobalt, total	mg/L	03/14/2023 - 05/17/2023	2	50	Most recent sample	0.001	0.006	MCL/HBL	No Exceedance
PZ-182	PMP	A6D	Cobalt, total	mg/L	03/14/2023 - 08/15/2023	3	67	Most recent sample	0.001	0.006	MCL/HBL	No Exceedance
PZ-182	PMP	A6DR	Cobalt, total	mg/L	03/14/2023 - 10/31/2023	4	75	Most recent sample	0.001	0.006	MCL/HBL	No Exceedance
PZ-182	PMP	A6	Fluoride, total	mg/L	03/14/2023 - 03/14/2023	1	0	Most recent sample	0.16	4.0	MCL/HBL	No Exceedance
PZ-182	PMP	A6R	Fluoride, total	mg/L	03/14/2023 - 05/17/2023	2	0	Most recent sample	0.19	4.0	MCL/HBL	No Exceedance
PZ-182	PMP	A6D	Fluoride, total	mg/L	03/14/2023 - 08/15/2023	3	0	Most recent sample	0.16	4.0	MCL/HBL	No Exceedance
PZ-182	PMP	A6DR	Fluoride, total	mg/L	03/14/2023 - 10/31/2023	4	0	CI around mean	0.138	4.0	MCL/HBL	No Exceedance
PZ-182	PMP	A6	Lead, total	mg/L	03/14/2023 - 03/14/2023	1	0	Most recent sample	0.0036	0.015	MCL/HBL	No Exceedance
PZ-182	PMP	A6R	Lead, total	mg/L	03/14/2023 - 05/17/2023	2	50	Most recent sample	0.0075	0.015	MCL/HBL	No Exceedance
PZ-182	PMP	A6D	Lead, total	mg/L	03/14/2023 - 08/15/2023	3	67	Most recent sample	0.001	0.015	MCL/HBL	No Exceedance
PZ-182	PMP	A6DR	Lead, total	mg/L	03/14/2023 - 10/31/2023	4	75	CI around median (Last Sample, n<7)	0.001	0.015	MCL/HBL	No Exceedance
PZ-182	PMP	A6	Lithium, total	mg/L	03/14/2023 - 03/14/2023	1	0	Most recent sample	0.0143	0.140	Background	No Exceedance
PZ-182	PMP	A6R	Lithium, total	mg/L	03/14/2023 - 05/17/2023	2	0	Most recent sample	0.0069	0.140	Background	No Exceedance
PZ-182	PMP	A6D	Lithium, total	mg/L	03/14/2023 - 08/15/2023	3	0	Most recent sample	0.0155	0.140	Background	No Exceedance
PZ-182	PMP	A6DR	Lithium, total	mg/L	03/14/2023 - 10/31/2023	4	0	CI around mean	0.00313	0.140	Background	No Exceedance
PZ-182	PMP	A6	Mercury, total	mg/L	03/14/2023 - 03/14/2023	1	100	All ND - Last	0.0002	0.002	MCL/HBL	No Exceedance
PZ-182	PMP	A6R	Mercury, total	mg/L	03/14/2023 - 05/17/2023	2	100	All ND - Last	0.0002	0.002	MCL/HBL	No Exceedance
PZ-182	PMP	A6D	Mercury, total	mg/L	03/14/2023 - 08/15/2023	3	100	All ND - Last	0.0002	0.002	MCL/HBL	No Exceedance
PZ-182	PMP	A6DR	Mercury, total	mg/L	03/14/2023 - 10/31/2023	4	100	All ND - Last	0.0002	0.002	MCL/HBL	No Exceedance
PZ-182	PMP	A6	Molybdenum, total	mg/L	03/14/2023 - 03/14/2023	1	100	All ND - Last	0.0015	0.1	MCL/HBL	No Exceedance
PZ-182	PMP	A6R	Molybdenum, total	mg/L	03/14/2023 - 05/17/2023	2	100	All ND - Last	0.01	0.1	MCL/HBL	No Exceedance
PZ-182	PMP	A6D	Molybdenum, total	mg/L	03/14/2023 - 08/15/2023	3	100	All ND - Last	0.0015	0.1	MCL/HBL	No Exceedance
PZ-182	PMP	A6DR	Molybdenum, total	mg/L	03/14/2023 - 10/31/2023	4	100	All ND - Last	0.0015	0.1	MCL/HBL	No Exceedance
PZ-182	PMP	A6	Radium 226 + Radium 228, total	pCi/L	03/14/2023 - 03/14/2023	1	0	Most recent sample	1.39	5	MCL/HBL	No Exceedance
PZ-182	PMP	A6R	Radium 226 + Radium 228, total	pCi/L	03/14/2023 - 05/17/2023	2	0	Most recent sample	0.925	5	MCL/HBL	No Exceedance
PZ-182	PMP	A6D	Radium 226 + Radium 228, total	pCi/L	03/14/2023 - 08/15/2023	3	0	Most recent sample	1.4	5	MCL/HBL	No Exceedance
PZ-182	PMP	A6DR	Radium 226 + Radium 228, total	pCi/L	03/14/2023 - 10/31/2023	4	0	CI around mean	0.175	5	MCL/HBL	No Exceedance

TABLE 6
DETERMINATION OF STATISTICALLY SIGNIFICANT LEVELS
 2023 40 C.F.R. § 257 ANNUAL GROUNDWATER MONITORING AND CORRECTIVE ACTION REPORT
 BALDWIN POWER PLANT
 BOTTOM ASH POND
 BALDWIN, IL

Well ID	HSU	Event ID	Parameter	Units	Date Range	Sample Count	Percent ND	Statistical Calculation	Statistical Result	GWPS	GWPS Source	SSL Type
PZ-182	PMP	A6	Selenium, total	mg/L	03/14/2023 - 03/14/2023	1	100	All ND - Last	0.001	0.05	MCL/HBL	No Exceedance
PZ-182	PMP	A6R	Selenium, total	mg/L	03/14/2023 - 05/17/2023	2	100	All ND - Last	0.001	0.05	MCL/HBL	No Exceedance
PZ-182	PMP	A6D	Selenium, total	mg/L	03/14/2023 - 08/15/2023	3	100	All ND - Last	0.001	0.05	MCL/HBL	No Exceedance
PZ-182	PMP	A6DR	Selenium, total	mg/L	03/14/2023 - 10/31/2023	4	100	All ND - Last	0.001	0.05	MCL/HBL	No Exceedance
PZ-182	PMP	A6	Thallium, total	mg/L	03/14/2023 - 03/14/2023	1	100	All ND - Last	0.002	0.002	MCL/HBL	No Exceedance
PZ-182	PMP	A6R	Thallium, total	mg/L	03/14/2023 - 05/17/2023	2	100	All ND - Last	0.002	0.002	MCL/HBL	No Exceedance
PZ-182	PMP	A6D	Thallium, total	mg/L	03/14/2023 - 08/15/2023	3	100	All ND - Last	0.002	0.002	MCL/HBL	No Exceedance
PZ-182	PMP	A6DR	Thallium, total	mg/L	03/14/2023 - 10/31/2023	4	100	All ND - Last	0.002	0.002	MCL/HBL	No Exceedance

TABLE 6
DETERMINATION OF STATISTICALLY SIGNIFICANT LEVELS
2023 40 C.F.R. § 257 ANNUAL GROUNDWATER MONITORING AND CORRECTIVE ACTION REPORT
BALDWIN POWER PLANT
BOTTOM ASH POND
BALDWIN, IL

Notes:

Only SSLs determined in 2023 (see Table A) for 40 C.F.R. § 257 are included

– = no data available

Statistically Significant Level (SSL) Type:

No Exceedance: No exceedance of the GWPS and no resample was collected.

RL > GWPS: An individual LCL exceeded the GWPS with the RL used as the LCL because the sample result was less than the RL.

Exceedance Not Confirmed: An exceedance was determined in the parent event, a resample was collected, and the resample did not confirm the exceedance

Determined: An exceedance was determined without comparison to a resample.

Confirmed: An exceedance was determined with comparison to a resample. If a determined exceedance is confirmed by resample, both the sample and resample are noted as confirmed.

GWPS = Groundwater Protection Standard

GWPS Source:

Background = background concentration

MCL/HBL = maximum contaminant level/health-based level

HSU = hydrostratigraphic unit:

PMP = Potential Migration Pathway

UA = Uppermost Aquifer

UU = Upper Unit

ID = identification

mg/L = milligrams per liter

ND = non-detect

pCi/L = picocuries per liter

R = resample

RL = reporting limit

Sample Count = number of samples from Sampled Date Range used to calculate the Statistical Result

Statistical Calculation = method used to calculate the statistical result:

All ND - Last = All results were below the reporting limit, and the last determined reporting limit is shown

CB around T-S line = Confidence band around Thiel-Sen line

CB around linear reg = Confidence band around linear regression

CI around geomean = Confidence interval around the geometric mean

CI around mean = Confidence interval around the mean

CI around median = Confidence interval around the median

Most recent sample = Result for the most recently collected sample used due to insufficient data

Statistical Result = calculated in accordance with Statistical Analysis Plan using constituent concentrations observed at monitoring well during all sampling events within the specified date range

Generated 2024-01-22 10:43:48.049321 by banoffra

FIGURES

PROJECT: 169000XXXX | DATED: 1/23/2024 | DESIGNER: GALARNIMC
 Y:\Mapping\Projects\2212285\MXD\845_Annual\GWM\2023\BAL\601\Figure_1_BAL_BAP_Monitoring_Well_Network.mxd



Service Layer Credits: Source: Esri, Maxar, Earthstar Geographics, and the GIS User Community

- BACKGROUND WELL
- COMPLIANCE WELL
- PORE WATER WELL
- REGULATED UNIT (SUBJECT UNIT)
- FLY ASH POND SYSTEM (CLOSED)
- SITE FEATURE
- CAPPED AREA
- PROPERTY BOUNDARY



MONITORING WELL LOCATION MAP

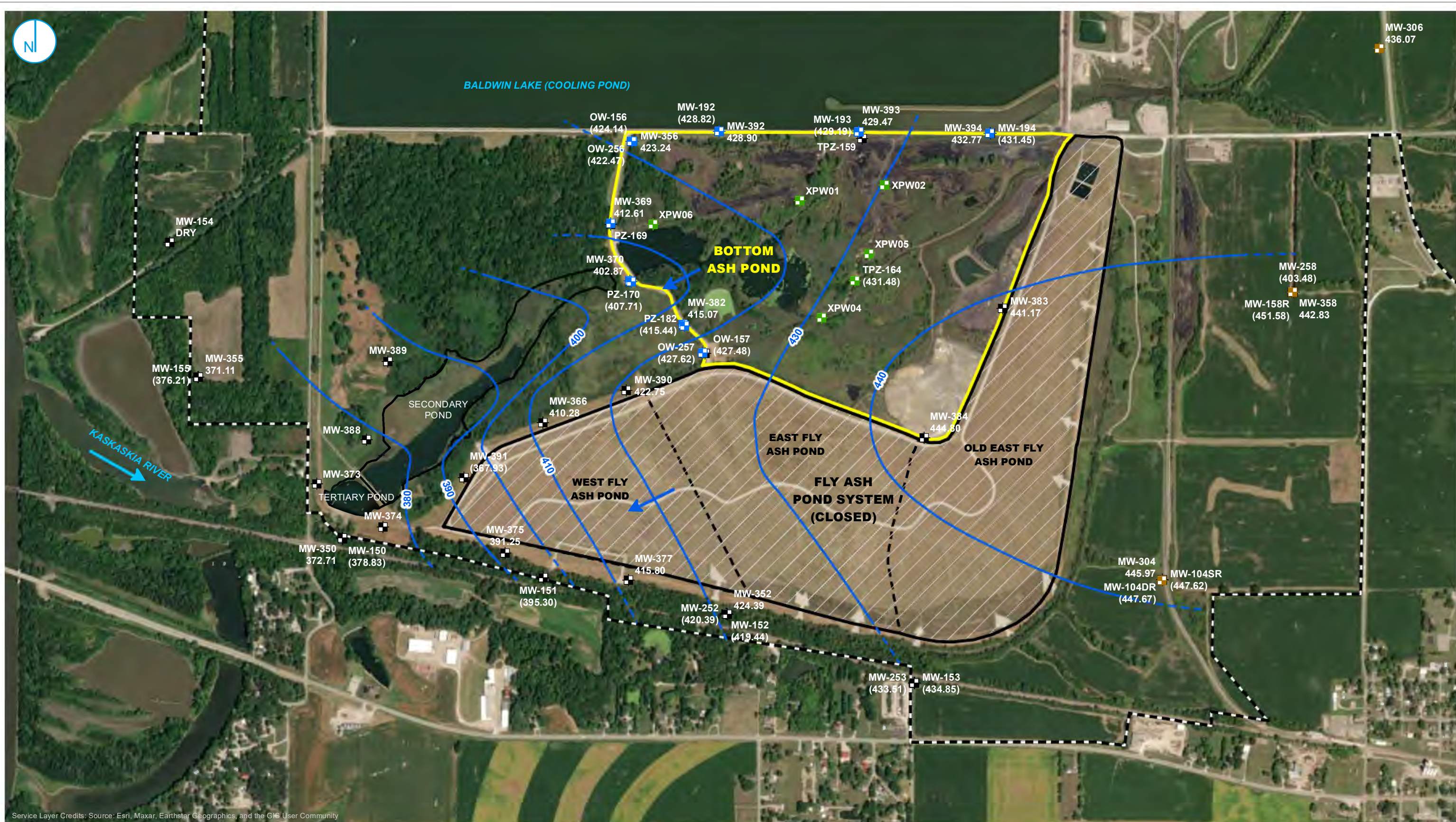
FIGURE 1

2023 ANNUAL GROUNDWATER MONITORING AND CORRECTIVE ACTION REPORT
 BOTTOM ASH POND
 BALDWIN POWER PLANT
 BALDWIN, ILLINOIS

RAMBOLL AMERICAS
 ENGINEERING SOLUTIONS, INC.



PROJECT: 169000XXXX | DATED: 6/1/2023 | DESIGNER: GALARNMC



- COMPLIANCE MONITORING WELL
- BACKGROUND MONITORING WELL
- MONITORING WELL
- PORE WATER WELL
- GROUNDWATER ELEVATION CONTOUR (10-FT CONTOUR INTERVAL, NAVD88)
- - - INFERRED GROUNDWATER ELEVATION CONTOUR
- GROUNDWATER FLOW DIRECTION
- REGULATED UNIT (SUBJECT UNIT)
- FLY ASH POND SYSTEM (CLOSED)
- SITE FEATURE
- CAPPED AREA
- PROPERTY BOUNDARY

NOTES:
 1. ELEVATIONS IN PARENTHESES WERE NOT USED FOR CONTOURING.
 2. ELEVATION CONTOURS SHOWN IN FEET, NORTH AMERICAN VERTICAL DATUM OF 1988 (NAVD88).

**POTENTIOMETRIC SURFACE MAP
 MARCH 13-15, 2023**

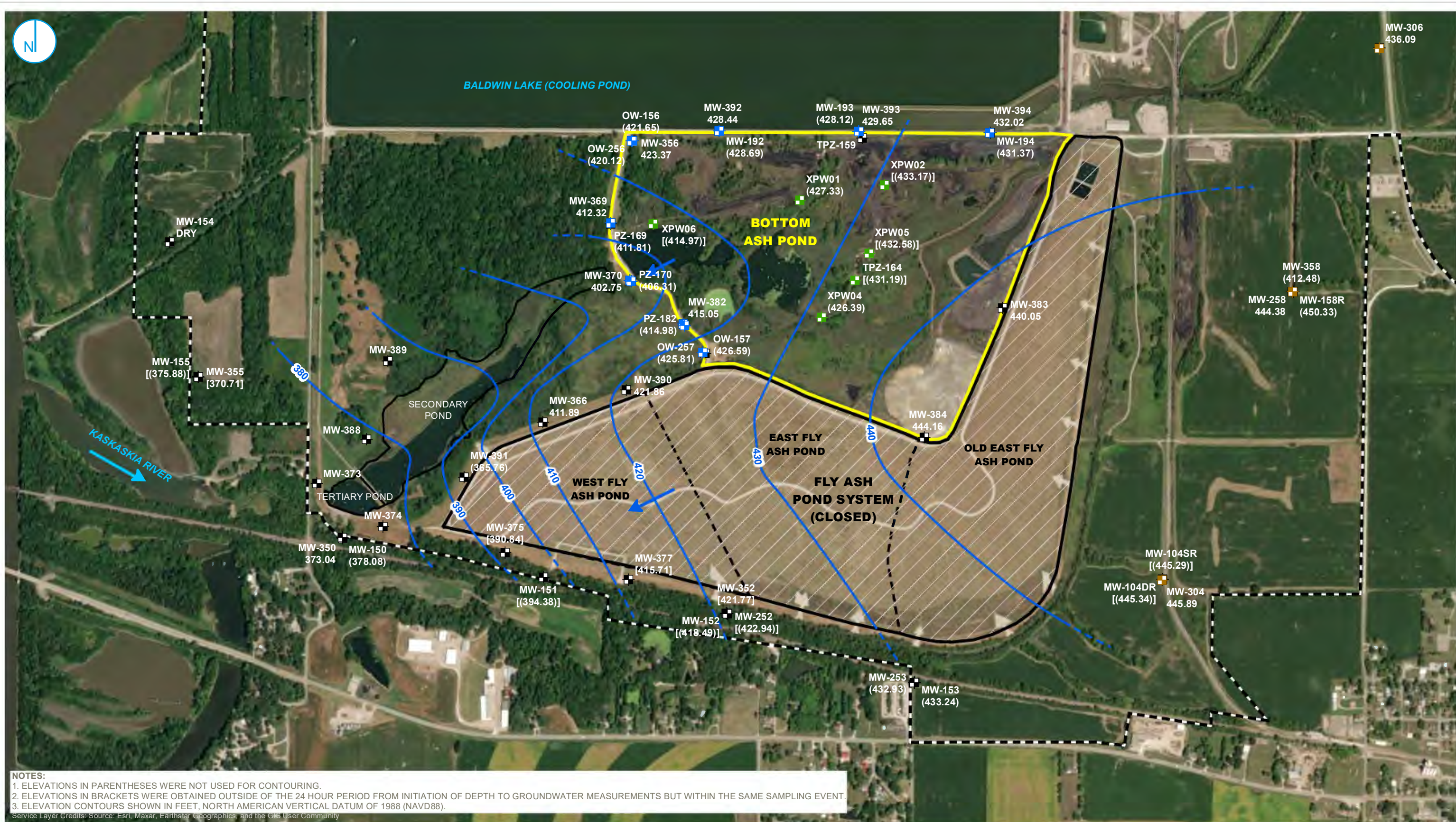
2023 ANNUAL GROUNDWATER MONITORING AND CORRECTIVE ACTION REPORT
 BOTTOM ASH POND
 BALDWIN POWER PLANT
 BALDWIN, ILLINOIS

FIGURE 2

RAMBOLL AMERICAS
 ENGINEERING SOLUTIONS, INC.



PROJECT: 169000XXXX | DATED: 10/25/2023 | DESIGNER: GAL-ARNMC



NOTES:
 1. ELEVATIONS IN PARENTHESES WERE NOT USED FOR CONTOURING.
 2. ELEVATIONS IN BRACKETS WERE OBTAINED OUTSIDE OF THE 24 HOUR PERIOD FROM INITIATION OF DEPTH TO GROUNDWATER MEASUREMENTS BUT WITHIN THE SAME SAMPLING EVENT.
 3. ELEVATION CONTOURS SHOWN IN FEET, NORTH AMERICAN VERTICAL DATUM OF 1988 (NAVD88).
 Service Layer Credits: Source: Esri, Maxar, Earthstar Geographics, and the GIS User Community

- COMPLIANCE MONITORING WELL
- GROUNDWATER ELEVATION CONTOUR (10-FT CONTOUR INTERVAL, NAVD88)
- REGULATED UNIT (SUBJECT UNIT)
- FLY ASH POND SYSTEM
- INFERRED GROUNDWATER ELEVATION CONTOUR
- SITE FEATURE
- CAPPED AREA
- PROPERTY BOUNDARY
- MONITORING WELL
- GROUNDWATER FLOW DIRECTION
- PORE WATER WELL



**POTENTIOMETRIC SURFACE MAP
MAY 15-23, 2023**

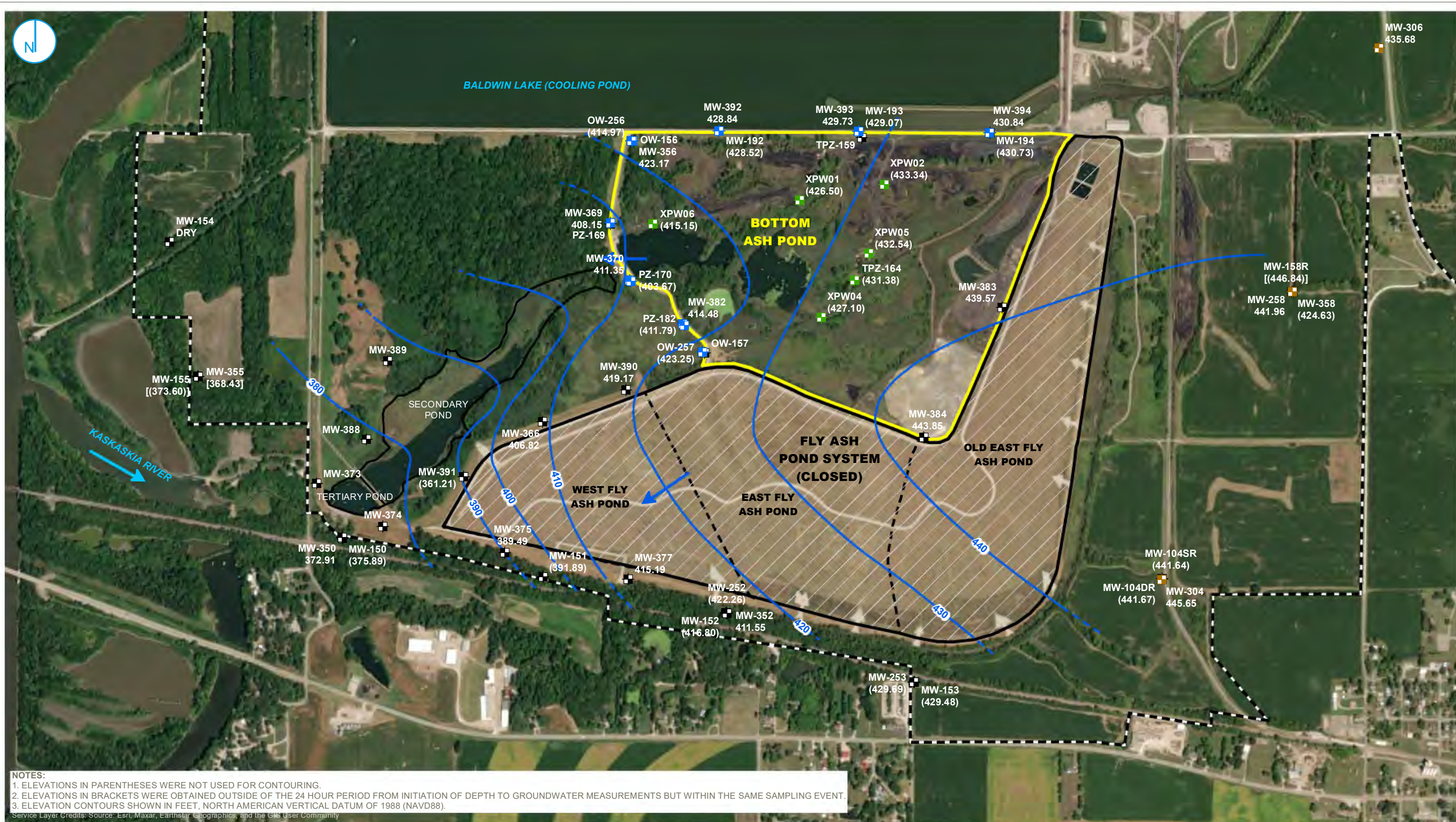
2023 ANNUAL GROUNDWATER MONITORING AND CORRECTIVE ACTION REPORT
 BOTTOM ASH POND
 BALDWIN POWER PLANT
 BALDWIN, ILLINOIS

FIGURE 3

RAMBOLL AMERICAS
 ENGINEERING SOLUTIONS, INC.



PROJECT: 169000XXXXX | DATED: 12/4/2023 | DESIGNER: GALARNIMC
 Y:\Mapping\Projects\22\2285\MXD\GWL_Contours\Round_2023\Baldwin\BAP_601\BAP_Pot.Surface_20230802.mxd



NOTES:
 1. ELEVATIONS IN PARENTHESES WERE NOT USED FOR CONTOURING.
 2. ELEVATIONS IN BRACKETS WERE OBTAINED OUTSIDE OF THE 24 HOUR PERIOD FROM INITIATION OF DEPTH TO GROUNDWATER MEASUREMENTS BUT WITHIN THE SAME SAMPLING EVENT.
 3. ELEVATION CONTOURS SHOWN IN FEET, NORTH AMERICAN VERTICAL DATUM OF 1988 (NAVD88).
 Service Layer Credits: Source: Esri, Maxar, Earthstar, Geographics, and the GIS User Community

- COMPLIANCE MONITORING WELL
- BACKGROUND MONITORING WELL
- MONITORING WELL
- PORE WATER WELL
- GROUNDWATER ELEVATION CONTOUR (10-FT CONTOUR INTERVAL, NAVD88)
- - - INFERRED GROUNDWATER ELEVATION CONTOUR
- ➔ GROUNDWATER FLOW DIRECTION
- REGULATED UNIT (SUBJECT UNIT)
- FLY ASH POND SYSTEM
- SITE FEATURE CAPPED
- PROPERTY BOUNDARY



**POTENTIOMETRIC SURFACE MAP
 AUGUST 2-3, 2023**

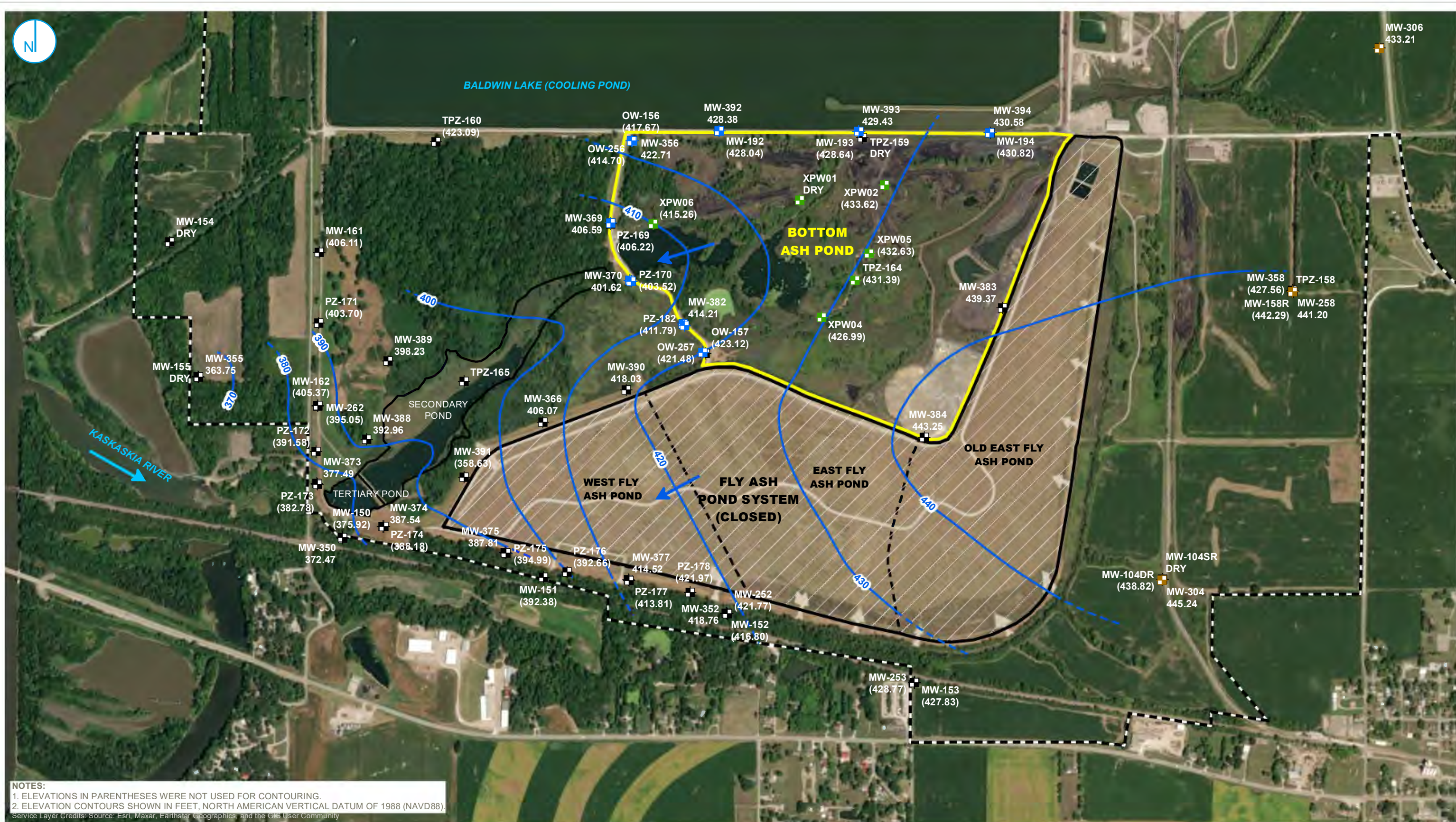
2023 ANNUAL GROUNDWATER MONITORING AND CORRECTIVE ACTION REPORT
 BOTTOM ASH POND
 BALDWIN POWER PLANT
 BALDWIN, ILLINOIS

FIGURE 4

RAMBOLL AMERICAS
 ENGINEERING SOLUTIONS, INC.



PROJECT: 169000XXXX | DATED: 12/14/2023 | DESIGNER: GAL-ARMMC



NOTES:
 1. ELEVATIONS IN PARENTHESES WERE NOT USED FOR CONTOURING.
 2. ELEVATION CONTOURS SHOWN IN FEET, NORTH AMERICAN VERTICAL DATUM OF 1988 (NAVD88).
 Service Layer Credits: Source: Esri, Maxar, Earthstar, Geographics, and the GIS User Community

- COMPLIANCE MONITORING WELL
- BACKGROUND MONITORING WELL
- MONITORING WELL
- PORE WATER WELL
- GROUNDWATER ELEVATION CONTOUR (10-FT CONTOUR INTERVAL, NAVD88)
- - - INFERRED GROUNDWATER ELEVATION CONTOUR
- ➔ GROUNDWATER FLOW DIRECTION
- REGULATED UNIT (SUBJECT UNIT)
- FLY ASH POND SYSTEM
- SITE FEATURE
- CAPPED AREA
- PROPERTY BOUNDARY



**POTENTIOMETRIC SURFACE MAP
 OCTOBER 30, 2023**

2023 ANNUAL GROUNDWATER MONITORING AND CORRECTIVE ACTION REPORT
 BOTTOM ASH POND
 BALDWIN POWER PLANT
 BALDWIN, ILLINOIS

FIGURE 5

RAMBOLL AMERICAS
 ENGINEERING SOLUTIONS, INC.



APPENDICES

APPENDIX A
LABORATORY REPORTS AND FIELD DATA SHEETS

April 26, 2023

Brian Voelker
Vistra Energy
1500 Eastport Plaza Drive
Collinsville, IL 62234
TEL: (217) 412-6605
FAX:



Illinois	100226
Kansas	E-10374
Louisiana	05002
Louisiana	05003
Oklahoma	9978

RE: BAL-23Q1

WorkOrder: 23030001

Dear Brian Voelker:

TEKLAB, INC received 43 samples on 3/16/2023 7:51:00 AM for the analysis presented in the following report.

Samples are analyzed on an as received basis unless otherwise requested and documented. The sample results contained in this report relate only to the requested analytes of interest as directed on the chain of custody. NELAP accredited fields of testing are indicated by the letters NELAP under the Certification column. Unless otherwise documented within this report, Teklab Inc. analyzes samples utilizing the most current methods in compliance with 40CFR. All tests are performed in the Collinsville, IL laboratory unless otherwise noted in the Case Narrative.

All quality control criteria applicable to the test methods employed for this project have been satisfactorily met and are in accordance with NELAP except where noted. The following report shall not be reproduced, except in full, without the written approval of Teklab, Inc.

If you have any questions regarding these tests results, please feel free to call.

Sincerely,



Elizabeth A. Hurley
Director of Customer Service
(618)344-1004 ex 33
ehurley@teklabinc.com



Report Contents

<http://www.teklabinc.com/>

Client: Vistra Energy

Work Order: 23030001

Client Project: BAL-23Q1

Report Date: 26-Apr-23

This reporting package includes the following:

Cover Letter	1
Report Contents	2
Definitions	3
Case Narrative	5
Accreditations	6
Laboratory Results	7
Sample Summary	34
Dates Report	35
Quality Control Results	44
Receiving Check List	73
Chain of Custody	Appended

Definitions

Client: Vistra Energy

Work Order: 23030001

Client Project: BAL-23Q1

Report Date: 26-Apr-23

Abbr Definition

* Analytes on report marked with an asterisk are not NELAP accredited

CCV Continuing calibration verification is a check of a standard to determine the state of calibration of an instrument between recalibration.

CRQL A Client Requested Quantitation Limit is a reporting limit that varies according to customer request. The CRQL may not be less than the MDL.

DF Dilution factor is the dilution performed during analysis only and does not take into account any dilutions made during sample preparation. The reported result is final and includes all dilution factors.

DNI Did not ignite

DUP Laboratory duplicate is a replicate aliquot prepared under the same laboratory conditions and independently analyzed to obtain a measure of precision.

ICV Initial calibration verification is a check of a standard to determine the state of calibration of an instrument before sample analysis is initiated.

IDPH IL Dept. of Public Health

LCS Laboratory control sample is a sample matrix, free from the analytes of interest, spiked with verified known amounts of analytes and analyzed exactly like a sample to establish intra-laboratory or analyst specific precision and bias or to assess the performance of all or a portion of the measurement system.

LCSD Laboratory control sample duplicate is a replicate laboratory control sample that is prepared and analyzed in order to determine the precision of the approved test method. The acceptable recovery range is listed in the QC Package (provided upon request).

MBLK Method blank is a sample of a matrix similar to the batch of associated sample (when available) that is free from the analytes of interest and is processed simultaneously with and under the same conditions as samples through all steps of the analytical procedures, and in which no target analytes or interferences should present at concentrations that impact the analytical results for sample analyses.

MDL "The method detection limit is defined as the minimum measured concentration of a substance that can be reported with 99% confidence that the measured concentration is distinguishable from method blank results."

MS Matrix spike is an aliquot of matrix fortified (spiked) with known quantities of specific analytes that is subjected to the entire analytical procedures in order to determine the effect of the matrix on an approved test method's recovery system. The acceptable recovery range is listed in the QC Package (provided upon request).

MSD Matrix spike duplicate means a replicate matrix spike that is prepared and analyzed in order to determine the precision of the approved test method. The acceptable recovery range is listed in the QC Package (provided upon request).

MW Molecular weight

NC Data is not acceptable for compliance purposes

ND Not Detected at the Reporting Limit

NELAP NELAP Accredited

PQL Practical quantitation limit means the lowest level that can be reliably achieved within specified limits of precision and accuracy during routine laboratory operation conditions.

RL The reporting limit the lowest level that the data is displayed in the final report. The reporting limit may vary according to customer request or sample dilution. The reporting limit may not be less than the MDL.

RPD Relative percent difference is a calculated difference between two recoveries (ie. MS/MSD). The acceptable recovery limit is listed in the QC Package (provided upon request).

SPK The spike is a known mass of target analyte added to a blank sample or sub-sample; used to determine recovery deficiency or for other quality control purposes.

Surr Surrogates are compounds which are similar to the analytes of interest in chemical composition and behavior in the analytical process, but which are not normally found in environmental samples.

TIC Tentatively identified compound: Analytes tentatively identified in the sample by using a library search. Only results not in the calibration standard will be reported as tentatively identified compounds. Results for tentatively identified compounds that are not present in the calibration standard, but are assigned a specific chemical name based upon the library search, are calculated using total peak areas from reconstructed ion chromatograms and a response factor of one. The nearest Internal Standard is used for the calculation. The results of any TICs must be considered estimated, and are flagged with a "T". If the estimated result is above the calibration range it is flagged "ET"

TNTC Too numerous to count (> 200 CFU)



Definitions

<http://www.teklabinc.com/>

Client: Vistra Energy

Work Order: 23030001

Client Project: BAL-23Q1

Report Date: 26-Apr-23

Qualifiers

- # - Unknown hydrocarbon
- C - RL shown is a Client Requested Quantitation Limit
- H - Holding times exceeded
- J - Analyte detected below quantitation limits
- ND - Not Detected at the Reporting Limit
- S - Spike Recovery outside recovery limits
- X - Value exceeds Maximum Contaminant Level
- B - Analyte detected in associated Method Blank
- E - Value above quantitation range
- I - Associated internal standard was outside method criteria
- M - Manual Integration used to determine area response
- R - RPD outside accepted recovery limits
- T - TIC(Tentatively identified compound)



Case Narrative

<http://www.teklabinc.com/>

Client: Vistra Energy
Client Project: BAL-23Q1

Work Order: 23030001
Report Date: 26-Apr-23

Cooler Receipt Temp: 4.0 °C

An employee of Teklab, Inc. collected the sample(s).

MW-154 was not collected; the well was dry.

This report was revised on April 26, 2023 per Eric Bauer (Ramboll)'s request. The reason for the revision is to update Turbidity values that are <1.0 to report as such. Please replace report dated April 18, 2023 with this report. EAH 4/26/23

BAL_845_601 data is included in this report. EAH 4/26/23

Locations

Collinsville

Address 5445 Horseshoe Lake Road
Collinsville, IL 62234-7425
Phone (618) 344-1004
Fax (618) 344-1005
Email jhriley@teklabinc.com

Collinsville Air

Address 5445 Horseshoe Lake Road
Collinsville, IL 62234-7425
Phone (618) 344-1004
Fax (618) 344-1005
Email EHurley@teklabinc.com

Springfield

Address 3920 Pintail Dr
Springfield, IL 62711-9415
Phone (217) 698-1004
Fax (217) 698-1005
Email KKlostermann@teklabinc.com

Chicago

Address 1319 Butterfield Rd.
Downers Grove, IL 60515
Phone (630) 324-6855
Fax
Email arenner@teklabinc.com

Kansas City

Address 8421 Nieman Road
Lenexa, KS 66214
Phone (913) 541-1998
Fax (913) 541-1998
Email jhriley@teklabinc.com



Accreditations

<http://www.teklabinc.com/>

Client: Vistra Energy

Work Order: 23030001

Client Project: BAL-23Q1

Report Date: 26-Apr-23

State	Dept	Cert #	NELAP	Exp Date	Lab
Illinois	IEPA	100226	NELAP	1/31/2024	Collinsville
Kansas	KDHE	E-10374	NELAP	4/30/2024	Collinsville
Louisiana	LDEQ	05002	NELAP	6/30/2023	Collinsville
Louisiana	LDEQ	05003	NELAP	6/30/2023	Collinsville
Oklahoma	ODEQ	9978	NELAP	8/31/2023	Collinsville
Arkansas	ADEQ	88-0966		3/14/2024	Collinsville
Illinois	IDPH	17584		5/31/2023	Collinsville
Iowa	IDNR	430		6/1/2024	Collinsville
Kentucky	UST	0073		1/31/2024	Collinsville
Missouri	MDNR	00930		5/31/2023	Collinsville
Missouri	MDNR	930		1/31/2025	Collinsville



Client: Vistra Energy
Client Project: BAL-23Q1
Lab ID: 23030001-009
Matrix: GROUNDWATER

Work Order: 23030001
Report Date: 26-Apr-23
Client Sample ID: MW-192
Collection Date: 03/13/2023 15:16

Analyses	Certification	RL	Qual	Result	Units	DF	Date Analyzed	Batch
FIELD ELEVATION MEASUREMENTS								
Depth to water from measuring point	*	0		8.12	ft	1	03/13/2023 15:16	R326306
STANDARD METHODS 2130 B FIELD								
Turbidity	*	1.0		16.8	NTU	1	03/13/2023 15:16	R326306
STANDARD METHODS 18TH ED. 2580 B FIELD								
Oxidation-Reduction Potential	*	-300		-119.4	mV	1	03/13/2023 15:16	R326306
STANDARD METHODS 2510 B FIELD								
Spec. Conductance, Field	*	0		984	µS/cm	1	03/13/2023 15:16	R326306
STANDARD METHODS 2550 B FIELD								
Temperature	*	0		14.6	°C	1	03/13/2023 15:16	R326306
STANDARD METHODS 4500-O G FIELD								
Oxygen, Dissolved	*	0		1.32	mg/L	1	03/13/2023 15:16	R326306
SW-846 9040B FIELD								
pH	*	1.00		6.92		1	03/13/2023 15:16	R326306
STANDARD METHODS 2320 B (TOTAL) 1997, 2011								
Alkalinity, Bicarbonate (as CaCO3)	NELAP	0		383	mg/L	1	03/17/2023 13:10	R326194
STANDARD METHODS 2320 B 1997, 2011								
Alkalinity, Carbonate (as CaCO3)	NELAP	0		0	mg/L	1	03/17/2023 13:10	R326194
STANDARD METHODS 2540 C (TOTAL) 1997, 2011								
Total Dissolved Solids	NELAP	20		424	mg/L	1	03/16/2023 13:03	R326156
SW-846 9036 (TOTAL)								
Sulfate	NELAP	10		27	mg/L	1	03/21/2023 20:28	R326293
SW-846 9214 (TOTAL)								
Fluoride	NELAP	0.10		0.42	mg/L	1	03/23/2023 15:51	R326384
SW-846 9251 (TOTAL)								
Chloride	NELAP	4		26	mg/L	1	03/21/2023 20:29	R326300
SW-846 3005A, 6010B, METALS BY ICP (TOTAL)								
Calcium	NELAP	0.100		67.0	mg/L	1	03/17/2023 12:14	203973
Magnesium	NELAP	0.0500		28.9	mg/L	1	03/17/2023 12:14	203973
Potassium	NELAP	0.100		0.576	mg/L	1	03/17/2023 12:14	203973
Sodium	NELAP	0.0500		53.6	mg/L	1	03/17/2023 12:14	203973
SW-846 3005A, 6020A, METALS BY ICPMS (TOTAL)								
Antimony	NELAP	0.0010		< 0.0010	mg/L	5	03/21/2023 20:47	203973
Arsenic	NELAP	0.0010		0.0021	mg/L	5	03/21/2023 20:47	203973
Barium	NELAP	0.0010		0.0911	mg/L	5	03/21/2023 20:47	203973
Beryllium	NELAP	0.0010		< 0.0010	mg/L	5	03/21/2023 20:47	203973
Boron	NELAP	0.0250		0.0338	mg/L	5	03/21/2023 20:47	203973
Cadmium	NELAP	0.0010		< 0.0010	mg/L	5	03/21/2023 20:47	203973
Chromium	NELAP	0.0015		< 0.0015	mg/L	5	03/21/2023 20:47	203973
Cobalt	NELAP	0.0010	J	0.0004	mg/L	5	03/21/2023 20:47	203973
Lead	NELAP	0.0010		< 0.0010	mg/L	5	03/21/2023 20:47	203973
Lithium	*	0.0030		0.0144	mg/L	5	03/21/2023 20:47	203973
Molybdenum	NELAP	0.0015		0.0022	mg/L	5	03/21/2023 20:47	203973
Selenium	NELAP	0.0010		< 0.0010	mg/L	5	03/21/2023 20:47	203973
Thallium	NELAP	0.0020		< 0.0020	mg/L	5	03/21/2023 20:47	203973



Client: Vistra Energy

Work Order: 23030001

Client Project: BAL-23Q1

Report Date: 26-Apr-23

Lab ID: 23030001-009

Client Sample ID: MW-192

Matrix: GROUNDWATER

Collection Date: 03/13/2023 15:16

Analyses	Certification	RL	Qual	Result	Units	DF	Date Analyzed	Batch
SW-846 7470A (TOTAL)								
Mercury	NELAP	0.00020		< 0.00020	mg/L	1	03/21/2023 11:42	204014



Client: Vistra Energy

Work Order: 23030001

Client Project: BAL-23Q1

Report Date: 26-Apr-23

Lab ID: 23030001-010

Client Sample ID: MW-193

Matrix: GROUNDWATER

Collection Date: 03/13/2023 14:19

Analyses	Certification	RL	Qual	Result	Units	DF	Date Analyzed	Batch
FIELD ELEVATION MEASUREMENTS								
Depth to water from measuring point	*	0		8.87	ft	1	03/13/2023 14:19	R326306
STANDARD METHODS 2130 B FIELD								
Turbidity	*	1.0		2.7	NTU	1	03/13/2023 14:19	R326306
STANDARD METHODS 18TH ED. 2580 B FIELD								
Oxidation-Reduction Potential	*	-300		-155.9	mV	1	03/13/2023 14:19	R326306
STANDARD METHODS 2510 B FIELD								
Spec. Conductance, Field	*	0		1156	µS/cm	1	03/13/2023 14:19	R326306
STANDARD METHODS 2550 B FIELD								
Temperature	*	0		14.0	°C	1	03/13/2023 14:19	R326306
STANDARD METHODS 4500-O G FIELD								
Oxygen, Dissolved	*	0		2.72	mg/L	1	03/13/2023 14:19	R326306
SW-846 9040B FIELD								
pH	*	1.00		7.01		1	03/13/2023 14:19	R326306
STANDARD METHODS 2320 B (TOTAL) 1997, 2011								
Alkalinity, Bicarbonate (as CaCO3)	NELAP	0		322	mg/L	1	03/17/2023 13:25	R326194
STANDARD METHODS 2320 B 1997, 2011								
Alkalinity, Carbonate (as CaCO3)	NELAP	0		0	mg/L	1	03/17/2023 13:25	R326194
STANDARD METHODS 2540 C (TOTAL) 1997, 2011								
Total Dissolved Solids	NELAP	20		484	mg/L	1	03/16/2023 13:03	R326156
SW-846 9036 (TOTAL)								
Sulfate	NELAP	50		160	mg/L	5	03/21/2023 21:11	R326293
SW-846 9214 (TOTAL)								
Fluoride	NELAP	0.10		0.25	mg/L	1	03/23/2023 15:53	R326384
SW-846 9251 (TOTAL)								
Chloride	NELAP	4		35	mg/L	1	03/21/2023 21:06	R326300
SW-846 3005A, 6010B, METALS BY ICP (TOTAL)								
Calcium	NELAP	0.100		91.0	mg/L	1	03/17/2023 12:15	203973
Magnesium	NELAP	0.0500		34.3	mg/L	1	03/17/2023 12:15	203973
Potassium	NELAP	0.100		0.604	mg/L	1	03/17/2023 12:15	203973
Sodium	NELAP	0.0500		68.8	mg/L	1	03/17/2023 12:15	203973
SW-846 3005A, 6020A, METALS BY ICPMS (TOTAL)								
Antimony	NELAP	0.0010		< 0.0010	mg/L	5	03/21/2023 20:53	203973
Arsenic	NELAP	0.0010		0.0015	mg/L	5	03/21/2023 20:53	203973
Barium	NELAP	0.0010		0.0785	mg/L	5	03/21/2023 20:53	203973
Beryllium	NELAP	0.0010		< 0.0010	mg/L	5	03/21/2023 20:53	203973
Boron	NELAP	0.0250		0.0539	mg/L	5	03/21/2023 20:53	203973
Cadmium	NELAP	0.0010		< 0.0010	mg/L	5	03/21/2023 20:53	203973
Chromium	NELAP	0.0015		< 0.0015	mg/L	5	03/21/2023 20:53	203973
Cobalt	NELAP	0.0010	J	0.0006	mg/L	5	03/21/2023 20:53	203973
Lead	NELAP	0.0010		< 0.0010	mg/L	5	03/21/2023 20:53	203973
Lithium	*	0.0030		0.0060	mg/L	5	03/21/2023 20:53	203973
Molybdenum	NELAP	0.0015	J	0.0011	mg/L	5	03/21/2023 20:53	203973
Selenium	NELAP	0.0010		< 0.0010	mg/L	5	03/21/2023 20:53	203973
Thallium	NELAP	0.0020		< 0.0020	mg/L	5	03/21/2023 20:53	203973



Client: Vistra Energy

Work Order: 23030001

Client Project: BAL-23Q1

Report Date: 26-Apr-23

Lab ID: 23030001-010

Client Sample ID: MW-193

Matrix: GROUNDWATER

Collection Date: 03/13/2023 14:19

Analyses	Certification	RL	Qual	Result	Units	DF	Date Analyzed	Batch
SW-846 7470A (TOTAL)								
Mercury	NELAP	0.00020		< 0.00020	mg/L	1	03/21/2023 11:44	204014



Client: Vistra Energy
Client Project: BAL-23Q1
Lab ID: 23030001-011
Matrix: GROUNDWATER

Work Order: 23030001
Report Date: 26-Apr-23
Client Sample ID: MW-194
Collection Date: 03/13/2023 13:10

Analyses	Certification	RL	Qual	Result	Units	DF	Date Analyzed	Batch
FIELD ELEVATION MEASUREMENTS								
Depth to water from measuring point	*	0		6.75	ft	1	03/13/2023 13:10	R326306
STANDARD METHODS 2130 B FIELD								
Turbidity	*	1.0		22.7	NTU	1	03/13/2023 13:10	R326306
STANDARD METHODS 18TH ED. 2580 B FIELD								
Oxidation-Reduction Potential	*	-300		18.2	mV	1	03/13/2023 13:10	R326306
STANDARD METHODS 2510 B FIELD								
Spec. Conductance, Field	*	0		1024	µS/cm	1	03/13/2023 13:10	R326306
STANDARD METHODS 2550 B FIELD								
Temperature	*	0		12.6	°C	1	03/13/2023 13:10	R326306
STANDARD METHODS 4500-O G FIELD								
Oxygen, Dissolved	*	0		2.51	mg/L	1	03/13/2023 13:10	R326306
SW-846 9040B FIELD								
pH	*	1.00		6.81		1	03/13/2023 13:10	R326306
STANDARD METHODS 2320 B (TOTAL) 1997, 2011								
Alkalinity, Bicarbonate (as CaCO3)	NELAP	0		324	mg/L	1	03/17/2023 13:32	R326194
STANDARD METHODS 2320 B 1997, 2011								
Alkalinity, Carbonate (as CaCO3)	NELAP	0		0	mg/L	1	03/17/2023 13:32	R326194
STANDARD METHODS 2540 C (TOTAL) 1997, 2011								
Total Dissolved Solids	NELAP	20		430	mg/L	1	03/16/2023 13:04	R326156
SW-846 9036 (TOTAL)								
Sulfate	NELAP	50		94	mg/L	5	03/21/2023 21:19	R326293
SW-846 9214 (TOTAL)								
Fluoride	NELAP	0.10		0.29	mg/L	1	03/23/2023 15:55	R326384
SW-846 9251 (TOTAL)								
Chloride	NELAP	4		27	mg/L	1	03/21/2023 21:14	R326300
SW-846 3005A, 6010B, METALS BY ICP (TOTAL)								
Calcium	NELAP	0.100		78.9	mg/L	1	03/17/2023 12:17	203973
Magnesium	NELAP	0.0500		32.4	mg/L	1	03/17/2023 12:17	203973
Potassium	NELAP	0.100		0.689	mg/L	1	03/17/2023 12:17	203973
Sodium	NELAP	0.0500		48.6	mg/L	1	03/17/2023 12:17	203973
SW-846 3005A, 6020A, METALS BY ICPMS (TOTAL)								
Antimony	NELAP	0.0010		< 0.0010	mg/L	5	03/21/2023 20:59	203973
Arsenic	NELAP	0.0010	J	0.0009	mg/L	5	03/21/2023 20:59	203973
Barium	NELAP	0.0010		0.128	mg/L	5	03/21/2023 20:59	203973
Beryllium	NELAP	0.0010		< 0.0010	mg/L	5	03/21/2023 20:59	203973
Boron	NELAP	0.025	J	0.022	mg/L	5	03/21/2023 20:59	203973
Cadmium	NELAP	0.0010		< 0.0010	mg/L	5	03/21/2023 20:59	203973
Chromium	NELAP	0.0015		< 0.0015	mg/L	5	03/21/2023 20:59	203973
Cobalt	NELAP	0.0010	J	0.0003	mg/L	5	03/21/2023 20:59	203973
Lead	NELAP	0.0010		< 0.0010	mg/L	5	03/21/2023 20:59	203973
Lithium	*	0.0030		0.0079	mg/L	5	03/21/2023 20:59	203973
Molybdenum	NELAP	0.0015		0.0029	mg/L	5	03/21/2023 20:59	203973
Selenium	NELAP	0.0010		< 0.0010	mg/L	5	03/21/2023 20:59	203973
Thallium	NELAP	0.0020		< 0.0020	mg/L	5	03/21/2023 20:59	203973



Client: Vistra Energy

Work Order: 23030001

Client Project: BAL-23Q1

Report Date: 26-Apr-23

Lab ID: 23030001-011

Client Sample ID: MW-194

Matrix: GROUNDWATER

Collection Date: 03/13/2023 13:10

Analyses	Certification	RL	Qual	Result	Units	DF	Date Analyzed	Batch
SW-846 7470A (TOTAL)								
Mercury	NELAP	0.00020		< 0.00020	mg/L	1	03/21/2023 11:47	204014



Client: Vistra Energy
Client Project: BAL-23Q1
Lab ID: 23030001-014
Matrix: GROUNDWATER

Work Order: 23030001
Report Date: 26-Apr-23
Client Sample ID: MW-258
Collection Date: 03/13/2023 12:28

Analyses	Certification	RL	Qual	Result	Units	DF	Date Analyzed	Batch
FIELD ELEVATION MEASUREMENTS								
Depth to water from measuring point	*	0		52.64	ft	1	03/13/2023 12:28	R326306
STANDARD METHODS 2130 B FIELD								
Turbidity	*	1.0		7.8	NTU	1	03/13/2023 12:28	R326306
STANDARD METHODS 18TH ED. 2580 B FIELD								
Oxidation-Reduction Potential	*	-300		-188.1	mV	1	03/13/2023 12:28	R326306
STANDARD METHODS 2510 B FIELD								
Spec. Conductance, Field	*	0		6304	µS/cm	1	03/13/2023 12:28	R326306
STANDARD METHODS 2550 B FIELD								
Temperature	*	0		12.2	°C	1	03/13/2023 12:28	R326306
STANDARD METHODS 4500-O G FIELD								
Oxygen, Dissolved	*	0		2.31	mg/L	1	03/13/2023 12:28	R326306
SW-846 9040B FIELD								
pH	*	1.00		7.73		1	03/13/2023 12:28	R326306
STANDARD METHODS 2320 B (TOTAL) 1997, 2011								
Alkalinity, Bicarbonate (as CaCO3)	NELAP	0		856	mg/L	1	03/17/2023 13:39	R326194
STANDARD METHODS 2320 B 1997, 2011								
Alkalinity, Carbonate (as CaCO3)	NELAP	0		0	mg/L	1	03/17/2023 13:39	R326194
STANDARD METHODS 2540 C (TOTAL) 1997, 2011								
Total Dissolved Solids	NELAP	20		2880	mg/L	1	03/16/2023 13:04	R326156
SW-846 9036 (TOTAL)								
Sulfate	NELAP	10	J	8	mg/L	1	03/21/2023 21:51	R326293
SW-846 9214 (TOTAL)								
Fluoride	NELAP	0.10		3.07	mg/L	1	03/23/2023 16:10	R326384
SW-846 9251 (TOTAL)								
Chloride	NELAP	200		1340	mg/L	50	03/23/2023 10:39	R326477
SW-846 3005A, 6010B, METALS BY ICP (TOTAL)								
Calcium	NELAP	0.100		10.9	mg/L	1	03/17/2023 12:22	203973
Magnesium	NELAP	0.0500		5.64	mg/L	1	03/17/2023 12:22	203973
Potassium	NELAP	0.100		4.05	mg/L	1	03/17/2023 12:22	203973
Sodium	NELAP	0.0500		1190	mg/L	1	03/17/2023 12:22	203973
SW-846 3005A, 6020A, METALS BY ICPMS (TOTAL)								
Antimony	NELAP	0.0010		< 0.0010	mg/L	5	03/21/2023 21:18	203973
Arsenic	NELAP	0.0010		0.0021	mg/L	5	03/21/2023 21:18	203973
Barium	NELAP	0.0010		0.166	mg/L	5	03/21/2023 21:18	203973
Beryllium	NELAP	0.0010		< 0.0010	mg/L	5	03/21/2023 21:18	203973
Boron	NELAP	0.0250		1.51	mg/L	5	03/21/2023 21:18	203973
Cadmium	NELAP	0.0010		< 0.0010	mg/L	5	03/21/2023 21:18	203973
Chromium	NELAP	0.0015		< 0.0015	mg/L	5	03/21/2023 21:18	203973
Cobalt	NELAP	0.0010		< 0.0010	mg/L	5	03/21/2023 21:18	203973
Lead	NELAP	0.0010		< 0.0010	mg/L	5	03/21/2023 21:18	203973
Lithium	*	0.0030		0.115	mg/L	5	03/21/2023 21:18	203973
Molybdenum	NELAP	0.0015		0.0137	mg/L	5	03/21/2023 21:18	203973
Selenium	NELAP	0.0010		< 0.0010	mg/L	5	03/21/2023 21:18	203973
Thallium	NELAP	0.0020		< 0.0020	mg/L	5	03/21/2023 21:18	203973



Client: Vistra Energy

Work Order: 23030001

Client Project: BAL-23Q1

Report Date: 26-Apr-23

Lab ID: 23030001-014

Client Sample ID: MW-258

Matrix: GROUNDWATER

Collection Date: 03/13/2023 12:28

Analyses	Certification	RL	Qual	Result	Units	DF	Date Analyzed	Batch
SW-846 7470A (TOTAL)								
Mercury	NELAP	0.00020	J	0.00006	mg/L	1	03/21/2023 11:53	204014



Client: Vistra Energy

Work Order: 23030001

Client Project: BAL-23Q1

Report Date: 26-Apr-23

Lab ID: 23030001-015

Client Sample ID: MW-304

Matrix: GROUNDWATER

Collection Date: 03/15/2023 10:39

Analyses	Certification	RL	Qual	Result	Units	DF	Date Analyzed	Batch
FIELD ELEVATION MEASUREMENTS								
Depth to water from measuring point	*	0		9.52	ft	1	03/15/2023 10:39	R326306
STANDARD METHODS 2130 B FIELD								
Turbidity	*	1.0		1.0	NTU	1	03/15/2023 10:39	R326306
STANDARD METHODS 18TH ED. 2580 B FIELD								
Oxidation-Reduction Potential	*	-300		31.9	mV	1	03/15/2023 10:39	R326306
STANDARD METHODS 2510 B FIELD								
Spec. Conductance, Field	*	0		3422	µS/cm	1	03/15/2023 10:39	R326306
STANDARD METHODS 2550 B FIELD								
Temperature	*	0		13.2	°C	1	03/15/2023 10:39	R326306
STANDARD METHODS 4500-O G FIELD								
Oxygen, Dissolved	*	0		1.64	mg/L	1	03/15/2023 10:39	R326306
SW-846 9040B FIELD								
pH	*	1.00		7.77		1	03/15/2023 10:39	R326306
STANDARD METHODS 2320 B (TOTAL) 1997, 2011								
Alkalinity, Bicarbonate (as CaCO3)	NELAP	0		814	mg/L	1	03/23/2023 10:08	R326368
STANDARD METHODS 2320 B 1997, 2011								
Alkalinity, Carbonate (as CaCO3)	NELAP	0		0	mg/L	1	03/23/2023 10:08	R326368
STANDARD METHODS 2540 C (TOTAL) 1997, 2011								
Total Dissolved Solids	NELAP	20		1230	mg/L	1	03/18/2023 12:18	R326217
SW-846 9036 (TOTAL)								
Sulfate	NELAP	50		208	mg/L	5	03/21/2023 21:59	R326293
SW-846 9214 (TOTAL)								
Fluoride	NELAP	0.10		1.67	mg/L	1	03/23/2023 16:12	R326384
SW-846 9251 (TOTAL)								
Chloride	NELAP	20		173	mg/L	5	03/21/2023 21:59	R326300
SW-846 3005A, 6010B, METALS BY ICP (TOTAL)								
Calcium	NELAP	0.100		10.6	mg/L	1	03/17/2023 12:23	203973
Magnesium	NELAP	0.0500		4.47	mg/L	1	03/17/2023 12:23	203973
Potassium	NELAP	0.100		2.10	mg/L	1	03/17/2023 12:23	203973
Sodium	NELAP	0.0500		569	mg/L	1	03/17/2023 12:23	203973
SW-846 3005A, 6020A, METALS BY ICPMS (TOTAL)								
Antimony	NELAP	0.0010		< 0.0010	mg/L	5	03/21/2023 21:25	203973
Arsenic	NELAP	0.0010		0.0034	mg/L	5	03/21/2023 21:25	203973
Barium	NELAP	0.0010		0.0206	mg/L	5	03/21/2023 21:25	203973
Beryllium	NELAP	0.0010		< 0.0010	mg/L	5	03/21/2023 21:25	203973
Boron	NELAP	0.0250		1.89	mg/L	5	03/21/2023 21:25	203973
Cadmium	NELAP	0.0010		< 0.0010	mg/L	5	03/21/2023 21:25	203973
Chromium	NELAP	0.0015		< 0.0015	mg/L	5	03/21/2023 21:25	203973
Cobalt	NELAP	0.0010		< 0.0010	mg/L	5	03/21/2023 21:25	203973
Lead	NELAP	0.0010		< 0.0010	mg/L	5	03/21/2023 21:25	203973
Lithium	*	0.0030		0.0940	mg/L	5	03/21/2023 21:25	203973
Molybdenum	NELAP	0.0015	J	0.0008	mg/L	5	03/21/2023 21:25	203973
Selenium	NELAP	0.0010		< 0.0010	mg/L	5	03/21/2023 21:25	203973
Thallium	NELAP	0.0020		< 0.0020	mg/L	5	03/21/2023 21:25	203973



Client: Vistra Energy

Work Order: 23030001

Client Project: BAL-23Q1

Report Date: 26-Apr-23

Lab ID: 23030001-015

Client Sample ID: MW-304

Matrix: GROUNDWATER

Collection Date: 03/15/2023 10:39

Analyses	Certification	RL	Qual	Result	Units	DF	Date Analyzed	Batch
SW-846 7470A (TOTAL)								
Mercury	NELAP	0.00020		< 0.00020	mg/L	1	03/21/2023 11:55	204014



Client: Vistra Energy

Work Order: 23030001

Client Project: BAL-23Q1

Report Date: 26-Apr-23

Lab ID: 23030001-016

Client Sample ID: MW-306

Matrix: GROUNDWATER

Collection Date: 03/15/2023 14:52

Analyses	Certification	RL	Qual	Result	Units	DF	Date Analyzed	Batch
FIELD ELEVATION MEASUREMENTS								
Depth to water from measuring point	*	0		17.10	ft	1	03/15/2023 14:52	R326306
STANDARD METHODS 2130 B FIELD								
Turbidity	*	1.0		3.4	NTU	1	03/15/2023 14:52	R326306
STANDARD METHODS 18TH ED. 2580 B FIELD								
Oxidation-Reduction Potential	*	-300		-120	mV	1	03/15/2023 14:52	R326306
STANDARD METHODS 2510 B FIELD								
Spec. Conductance, Field	*	0		903	µS/cm	1	03/15/2023 14:52	R326306
STANDARD METHODS 2550 B FIELD								
Temperature	*	0		14.1	°C	1	03/15/2023 14:52	R326306
STANDARD METHODS 4500-O G FIELD								
Oxygen, Dissolved	*	0		2.12	mg/L	1	03/15/2023 14:52	R326306
SW-846 9040B FIELD								
pH	*	1.00		10.7		1	03/15/2023 14:52	R326306
STANDARD METHODS 2320 B (TOTAL) 1997, 2011								
Alkalinity, Bicarbonate (as CaCO ₃)	NELAP	0		0	mg/L	1	03/23/2023 10:16	R326368
STANDARD METHODS 2320 B 1997, 2011								
Alkalinity, Carbonate (as CaCO ₃)	NELAP	0		73	mg/L	1	03/23/2023 10:16	R326368
STANDARD METHODS 2540 C (TOTAL) 1997, 2011								
Total Dissolved Solids	NELAP	20		288	mg/L	1	03/18/2023 12:19	R326217
SW-846 9036 (TOTAL)								
Sulfate	NELAP	10		41	mg/L	1	03/21/2023 22:07	R326293
SW-846 9214 (TOTAL)								
Fluoride	NELAP	0.10		0.55	mg/L	1	03/23/2023 16:13	R326384
SW-846 9251 (TOTAL)								
Chloride	NELAP	8		56	mg/L	2	03/21/2023 22:13	R326300
SW-846 3005A, 6010B, METALS BY ICP (TOTAL)								
Calcium	NELAP	0.100		8.59	mg/L	1	03/17/2023 12:25	203973
Magnesium	NELAP	0.0500		0.0621	mg/L	1	03/17/2023 12:25	203973
Potassium	NELAP	0.100		1.07	mg/L	1	03/17/2023 12:25	203973
Sodium	NELAP	0.0500		104	mg/L	1	03/20/2023 15:22	203973
SW-846 3005A, 6020A, METALS BY ICPMS (TOTAL)								
Antimony	NELAP	0.0010	J	0.0008	mg/L	5	03/21/2023 21:31	203973
Arsenic	NELAP	0.0010		0.0067	mg/L	5	03/21/2023 21:31	203973
Barium	NELAP	0.0010		0.0071	mg/L	5	03/23/2023 3:17	203973
Beryllium	NELAP	0.0010		< 0.0010	mg/L	5	03/21/2023 21:31	203973
Boron	NELAP	0.0250		0.328	mg/L	5	03/21/2023 21:31	203973
Cadmium	NELAP	0.0010		< 0.0010	mg/L	5	03/21/2023 21:31	203973
Chromium	NELAP	0.0015		< 0.0015	mg/L	5	03/21/2023 21:31	203973
Cobalt	NELAP	0.0010		< 0.0010	mg/L	5	03/21/2023 21:31	203973
Lead	NELAP	0.0010		< 0.0010	mg/L	5	03/21/2023 21:31	203973
Lithium	*	0.0030		0.0220	mg/L	5	03/21/2023 21:31	203973
Molybdenum	NELAP	0.0015		0.0191	mg/L	5	03/21/2023 21:31	203973
Selenium	NELAP	0.0010	J	0.0006	mg/L	5	03/21/2023 21:31	203973
Thallium	NELAP	0.0020		< 0.0020	mg/L	5	03/21/2023 21:31	203973



Client: Vistra Energy

Work Order: 23030001

Client Project: BAL-23Q1

Report Date: 26-Apr-23

Lab ID: 23030001-016

Client Sample ID: MW-306

Matrix: GROUNDWATER

Collection Date: 03/15/2023 14:52

Analyses	Certification	RL	Qual	Result	Units	DF	Date Analyzed	Batch
SW-846 7470A (TOTAL)								
Mercury	NELAP	0.00020		< 0.00020	mg/L	1	03/21/2023 11:58	204014



Client: Vistra Energy

Work Order: 23030001

Client Project: BAL-23Q1

Report Date: 26-Apr-23

Lab ID: 23030001-020

Client Sample ID: MW-356

Matrix: GROUNDWATER

Collection Date: 03/13/2023 16:09

Analyses	Certification	RL	Qual	Result	Units	DF	Date Analyzed	Batch
FIELD ELEVATION MEASUREMENTS								
Depth to water from measuring point	*	0		4.36	ft	1	03/13/2023 16:09	R326306
STANDARD METHODS 2130 B FIELD								
Turbidity	*	1.0		< 1.0	NTU	1	03/13/2023 16:09	R326306
STANDARD METHODS 18TH ED. 2580 B FIELD								
Oxidation-Reduction Potential	*	-300		-106.2	mV	1	03/13/2023 16:09	R326306
STANDARD METHODS 2510 B FIELD								
Spec. Conductance, Field	*	0		1431	µS/cm	1	03/13/2023 16:09	R326306
STANDARD METHODS 2550 B FIELD								
Temperature	*	0		13.0	°C	1	03/13/2023 16:09	R326306
STANDARD METHODS 4500-O G FIELD								
Oxygen, Dissolved	*	0		1.57	mg/L	1	03/13/2023 16:09	R326306
SW-846 9040B FIELD								
pH	*	1.00		7.72		1	03/13/2023 16:09	R326306
STANDARD METHODS 2320 B (TOTAL) 1997, 2011								
Alkalinity, Bicarbonate (as CaCO3)	NELAP	0		534	mg/L	1	03/17/2023 13:49	R326194
STANDARD METHODS 2320 B 1997, 2011								
Alkalinity, Carbonate (as CaCO3)	NELAP	0		0	mg/L	1	03/17/2023 13:49	R326194
STANDARD METHODS 2540 C (TOTAL) 1997, 2011								
Total Dissolved Solids	NELAP	20		642	mg/L	1	03/16/2023 13:04	R326156
SW-846 9036 (TOTAL)								
Sulfate	NELAP	20	S	43	mg/L	2	03/23/2023 11:24	R326465
<i>Matrix spike did not recover within control limits. Results verified by dilution.</i>								
SW-846 9214 (TOTAL)								
Fluoride	NELAP	0.10		1.87	mg/L	1	03/23/2023 16:19	R326384
SW-846 9251 (TOTAL)								
Chloride	NELAP	4		30	mg/L	1	03/23/2023 11:01	R326477
SW-846 3005A, 6010B, METALS BY ICP (TOTAL)								
Calcium	NELAP	0.100		12.4	mg/L	1	03/17/2023 12:39	203973
Magnesium	NELAP	0.0500		7.91	mg/L	1	03/17/2023 12:39	203973
Potassium	NELAP	0.100		2.62	mg/L	1	03/17/2023 12:39	203973
Sodium	NELAP	0.0500		252	mg/L	1	03/17/2023 12:39	203973
SW-846 3005A, 6020A, METALS BY ICPMS (TOTAL)								
Antimony	NELAP	0.0010		< 0.0010	mg/L	5	03/23/2023 3:36	203973
Arsenic	NELAP	0.0010	J	0.0005	mg/L	5	03/23/2023 3:36	203973
Barium	NELAP	0.0010		0.0326	mg/L	5	03/23/2023 3:36	203973
Beryllium	NELAP	0.0010		< 0.0010	mg/L	5	03/23/2023 3:36	203973
Boron	NELAP	0.0250		2.22	mg/L	5	03/27/2023 12:53	203973
Cadmium	NELAP	0.0010		< 0.0010	mg/L	5	03/23/2023 3:36	203973
Chromium	NELAP	0.0015		< 0.0015	mg/L	5	03/23/2023 3:36	203973
Cobalt	NELAP	0.0010		< 0.0010	mg/L	5	03/23/2023 3:36	203973
Lead	NELAP	0.0010		< 0.0010	mg/L	5	03/23/2023 3:36	203973
Lithium	*	0.0030		0.0605	mg/L	5	03/23/2023 3:36	203973
Molybdenum	NELAP	0.0015	J	0.0007	mg/L	5	03/23/2023 3:36	203973
Selenium	NELAP	0.0010		< 0.0010	mg/L	5	03/23/2023 3:36	203973
Thallium	NELAP	0.0020		< 0.0020	mg/L	5	03/23/2023 3:36	203973



Client: Vistra Energy

Work Order: 23030001

Client Project: BAL-23Q1

Report Date: 26-Apr-23

Lab ID: 23030001-020

Client Sample ID: MW-356

Matrix: GROUNDWATER

Collection Date: 03/13/2023 16:09

Analyses	Certification	RL	Qual	Result	Units	DF	Date Analyzed	Batch
SW-846 3005A, 6020A, METALS BY ICPMS (TOTAL)								
<i>PQL recovered outside upper control limits for Mo. Sample results are below the reporting limit. Data is reportable per the TNI Standard.</i>								
SW-846 7470A (TOTAL)								
Mercury	NELAP	0.00020		< 0.00020	mg/L	1	03/21/2023 12:09	204014



Client: Vistra Energy
Client Project: BAL-23Q1
Lab ID: 23030001-021
Matrix: GROUNDWATER

Work Order: 23030001
Report Date: 26-Apr-23
Client Sample ID: MW-358
Collection Date: 03/13/2023 11:57

Analyses	Certification	RL	Qual	Result	Units	DF	Date Analyzed	Batch
FIELD ELEVATION MEASUREMENTS								
Depth to water from measuring point	*	0		12.90	ft	1	03/13/2023 11:57	R326306
STANDARD METHODS 2130 B FIELD								
Turbidity	*	1.0		42.5	NTU	1	03/13/2023 11:57	R326306
STANDARD METHODS 18TH ED. 2580 B FIELD								
Oxidation-Reduction Potential	*	-300		-190.9	mV	1	03/13/2023 11:57	R326306
STANDARD METHODS 2510 B FIELD								
Spec. Conductance, Field	*	0		1607	µS/cm	1	03/13/2023 11:57	R326306
STANDARD METHODS 2550 B FIELD								
Temperature	*	0		11.1	°C	1	03/13/2023 11:57	R326306
STANDARD METHODS 4500-O G FIELD								
Oxygen, Dissolved	*	0		1.51	mg/L	1	03/13/2023 11:57	R326306
SW-846 9040B FIELD								
pH	*	1.00		8.49		1	03/13/2023 11:57	R326306
STANDARD METHODS 2320 B (TOTAL) 1997, 2011								
Alkalinity, Bicarbonate (as CaCO3)	NELAP	0		593	mg/L	1	03/17/2023 13:59	R326194
STANDARD METHODS 2320 B 1997, 2011								
Alkalinity, Carbonate (as CaCO3)	NELAP	0		68	mg/L	1	03/17/2023 13:59	R326194
STANDARD METHODS 2540 C (TOTAL) 1997, 2011								
Total Dissolved Solids	NELAP	20		772	mg/L	1	03/16/2023 13:42	R326156
SW-846 9036 (TOTAL)								
Sulfate	NELAP	10	J	7	mg/L	1	03/23/2023 11:34	R326465
SW-846 9214 (TOTAL)								
Fluoride	NELAP	0.10		2.54	mg/L	1	03/23/2023 16:20	R326384
SW-846 9251 (TOTAL)								
Chloride	NELAP	4		48	mg/L	1	03/23/2023 11:35	R326477
SW-846 3005A, 6010B, METALS BY ICP (TOTAL)								
Calcium	NELAP	0.100		3.87	mg/L	1	03/17/2023 12:40	203973
Magnesium	NELAP	0.0500		1.85	mg/L	1	03/17/2023 12:40	203973
Potassium	NELAP	0.100		1.69	mg/L	1	03/17/2023 12:40	203973
Sodium	NELAP	0.0500		295	mg/L	1	03/17/2023 12:40	203973
SW-846 3005A, 6020A, METALS BY ICPMS (TOTAL)								
Antimony	NELAP	0.0010		< 0.0010	mg/L	5	03/23/2023 4:42	203973
Arsenic	NELAP	0.0010	J	0.0008	mg/L	5	03/23/2023 4:42	203973
Barium	NELAP	0.0010		0.0545	mg/L	5	03/23/2023 4:42	203973
Beryllium	NELAP	0.0010		< 0.0010	mg/L	5	03/23/2023 4:42	203973
Boron	NELAP	0.0250		1.28	mg/L	5	03/27/2023 12:59	203973
Cadmium	NELAP	0.0010		< 0.0010	mg/L	5	03/23/2023 4:42	203973
Chromium	NELAP	0.0015		0.0040	mg/L	5	03/27/2023 12:59	203973
Cobalt	NELAP	0.0010	J	0.0004	mg/L	5	03/23/2023 4:42	203973
Lead	NELAP	0.0010		< 0.0010	mg/L	5	03/23/2023 4:42	203973
Lithium	*	0.0030		0.0406	mg/L	5	03/23/2023 4:42	203973
Molybdenum	NELAP	0.0015		0.0260	mg/L	5	03/27/2023 12:59	203973
Selenium	NELAP	0.0010		< 0.0010	mg/L	5	03/23/2023 4:42	203973
Thallium	NELAP	0.0020		< 0.0020	mg/L	5	03/23/2023 4:42	203973



Client: Vistra Energy

Work Order: 23030001

Client Project: BAL-23Q1

Report Date: 26-Apr-23

Lab ID: 23030001-021

Client Sample ID: MW-358

Matrix: GROUNDWATER

Collection Date: 03/13/2023 11:57

Analyses	Certification	RL	Qual	Result	Units	DF	Date Analyzed	Batch
SW-846 7470A (TOTAL)								
Mercury	NELAP	0.00020		< 0.00020	mg/L	1	03/21/2023 12:11	204014



Client: Vistra Energy

Work Order: 23030001

Client Project: BAL-23Q1

Report Date: 26-Apr-23

Lab ID: 23030001-024

Client Sample ID: MW-370

Matrix: GROUNDWATER

Collection Date: 03/14/2023 9:30

Analyses	Certification	RL	Qual	Result	Units	DF	Date Analyzed	Batch
FIELD ELEVATION MEASUREMENTS								
Depth to water from measuring point	*	0		17.98	ft	1	03/14/2023 9:30	R326306
STANDARD METHODS 2130 B FIELD								
Turbidity	*	1.0		< 1.0	NTU	1	03/14/2023 9:30	R326306
STANDARD METHODS 18TH ED. 2580 B FIELD								
Oxidation-Reduction Potential	*	-300		31.4	mV	1	03/14/2023 9:30	R326306
STANDARD METHODS 2510 B FIELD								
Spec. Conductance, Field	*	0		7050	µS/cm	1	03/14/2023 9:30	R326306
STANDARD METHODS 2550 B FIELD								
Temperature	*	0		14.2	°C	1	03/14/2023 9:30	R326306
STANDARD METHODS 4500-O G FIELD								
Oxygen, Dissolved	*	0		1.26	mg/L	1	03/14/2023 9:30	R326306
SW-846 9040B FIELD								
pH	*	1.00		7.45		1	03/14/2023 9:30	R326306
STANDARD METHODS 2320 B (TOTAL) 1997, 2011								
Alkalinity, Bicarbonate (as CaCO3)	NELAP	0		402	mg/L	1	03/17/2023 14:53	R326194
STANDARD METHODS 2320 B 1997, 2011								
Alkalinity, Carbonate (as CaCO3)	NELAP	0		0	mg/L	1	03/17/2023 14:53	R326194
STANDARD METHODS 2540 C (TOTAL) 1997, 2011								
Total Dissolved Solids	NELAP	20		2940	mg/L	1	03/17/2023 9:29	R326171
SW-846 9036 (TOTAL)								
Sulfate	NELAP	100		251	mg/L	10	03/23/2023 11:58	R326465
SW-846 9214 (TOTAL)								
Fluoride	NELAP	0.10		2.96	mg/L	1	03/23/2023 16:34	R326384
SW-846 9251 (TOTAL)								
Chloride	NELAP	200		1340	mg/L	50	03/23/2023 12:18	R326477
SW-846 3005A, 6010B, METALS BY ICP (TOTAL)								
Calcium	NELAP	0.100		39.5	mg/L	1	03/17/2023 17:48	203987
Magnesium	NELAP	0.0500		23.4	mg/L	1	03/17/2023 17:48	203987
Potassium	NELAP	0.100		5.31	mg/L	1	03/17/2023 17:48	203987
Sodium	NELAP	0.500		1060	mg/L	10	03/21/2023 14:45	203987
SW-846 3005A, 6020A, METALS BY ICPMS (TOTAL)								
Antimony	NELAP	0.0010		< 0.0010	mg/L	5	03/18/2023 8:15	203987
Arsenic	NELAP	0.0010	J	0.0008	mg/L	5	03/18/2023 8:15	203987
Barium	NELAP	0.0010		0.0291	mg/L	5	03/22/2023 20:11	203987
Beryllium	NELAP	0.0010		< 0.0010	mg/L	5	03/18/2023 8:15	203987
Boron	NELAP	0.0250		1.90	mg/L	5	03/27/2023 9:47	203987
Cadmium	NELAP	0.0010		< 0.0010	mg/L	5	03/18/2023 8:15	203987
Chromium	NELAP	0.0015		< 0.0015	mg/L	5	03/18/2023 8:15	203987
Cobalt	NELAP	0.0010	J	0.0002	mg/L	5	03/18/2023 8:15	203987
Lead	NELAP	0.0010		< 0.0010	mg/L	5	03/18/2023 8:15	203987
Lithium	*	0.0030		0.160	mg/L	5	03/18/2023 8:15	203987
Molybdenum	NELAP	0.0015		0.0082	mg/L	5	03/18/2023 8:15	203987
Selenium	NELAP	0.0010		< 0.0010	mg/L	5	03/18/2023 8:15	203987
Thallium	NELAP	0.0020		< 0.0020	mg/L	5	03/18/2023 8:15	203987



Client: Vistra Energy

Work Order: 23030001

Client Project: BAL-23Q1

Report Date: 26-Apr-23

Lab ID: 23030001-024

Client Sample ID: MW-370

Matrix: GROUNDWATER

Collection Date: 03/14/2023 9:30

Analyses	Certification	RL	Qual	Result	Units	DF	Date Analyzed	Batch
SW-846 7470A (TOTAL)								
Mercury	NELAP	0.00020		< 0.00020	mg/L	1	03/21/2023 12:23	204014



Client: Vistra Energy
Client Project: BAL-23Q1
Lab ID: 23030001-032
Matrix: GROUNDWATER

Work Order: 23030001
Report Date: 26-Apr-23
Client Sample ID: MW-392
Collection Date: 03/13/2023 15:42

Analyses	Certification	RL	Qual	Result	Units	DF	Date Analyzed	Batch
FIELD ELEVATION MEASUREMENTS								
Depth to water from measuring point	*	0		8.12	ft	1	03/13/2023 15:42	R326306
STANDARD METHODS 2130 B FIELD								
Turbidity	*	1.0		14	NTU	1	03/13/2023 15:42	R326306
STANDARD METHODS 18TH ED. 2580 B FIELD								
Oxidation-Reduction Potential	*	-300		-249.1	mV	1	03/13/2023 15:42	R326306
STANDARD METHODS 2510 B FIELD								
Spec. Conductance, Field	*	0		4239	µS/cm	1	03/13/2023 15:42	R326306
STANDARD METHODS 2550 B FIELD								
Temperature	*	0		15.1	°C	1	03/13/2023 15:42	R326306
STANDARD METHODS 4500-O G FIELD								
Oxygen, Dissolved	*	0		1.04	mg/L	1	03/13/2023 15:42	R326306
SW-846 9040B FIELD								
pH	*	1.00		7.67		1	03/13/2023 15:42	R326306
STANDARD METHODS 2320 B (TOTAL) 1997, 2011								
Alkalinity, Bicarbonate (as CaCO3)	NELAP	0		381	mg/L	1	03/17/2023 14:17	R326194
STANDARD METHODS 2320 B 1997, 2011								
Alkalinity, Carbonate (as CaCO3)	NELAP	0		0	mg/L	1	03/17/2023 14:17	R326194
STANDARD METHODS 2540 C (TOTAL) 1997, 2011								
Total Dissolved Solids	NELAP	20		1340	mg/L	1	03/16/2023 13:43	R326156
SW-846 9036 (TOTAL)								
Sulfate	NELAP	50		57	mg/L	5	03/23/2023 13:30	R326465
SW-846 9214 (TOTAL)								
Fluoride	NELAP	0.10		4.01	mg/L	1	03/23/2023 16:52	R326384
SW-846 9251 (TOTAL)								
Chloride	NELAP	200		896	mg/L	50	03/23/2023 13:35	R326477
SW-846 3005A, 6010B, METALS BY ICP (TOTAL)								
Calcium	NELAP	0.100		28.1	mg/L	1	03/17/2023 18:08	203987
Magnesium	NELAP	0.0500		16.8	mg/L	1	03/17/2023 18:08	203987
Potassium	NELAP	0.100		4.35	mg/L	1	03/17/2023 18:08	203987
Sodium	NELAP	0.0500		682	mg/L	1	03/17/2023 18:08	203987
SW-846 3005A, 6020A, METALS BY ICPMS (TOTAL)								
Antimony	NELAP	0.0010		< 0.0010	mg/L	5	03/18/2023 9:48	203987
Arsenic	NELAP	0.0010	J	0.0006	mg/L	5	03/18/2023 9:48	203987
Barium	NELAP	0.0010		0.0397	mg/L	5	03/22/2023 21:24	203987
Beryllium	NELAP	0.0010		< 0.0010	mg/L	5	03/18/2023 9:48	203987
Boron	NELAP	0.0250		1.92	mg/L	5	03/27/2023 11:10	203987
Cadmium	NELAP	0.0010		< 0.0010	mg/L	5	03/18/2023 9:48	203987
Chromium	NELAP	0.0015		< 0.0015	mg/L	5	03/18/2023 9:48	203987
Cobalt	NELAP	0.0010		< 0.0010	mg/L	5	03/18/2023 9:48	203987
Lead	NELAP	0.0010		< 0.0010	mg/L	5	03/18/2023 9:48	203987
Lithium	*	0.0030		0.0767	mg/L	5	03/18/2023 9:48	203987
Molybdenum	NELAP	0.0015		< 0.0015	mg/L	5	03/18/2023 9:48	203987
Selenium	NELAP	0.0010		< 0.0010	mg/L	5	03/18/2023 9:48	203987
Thallium	NELAP	0.0020		< 0.0020	mg/L	5	03/18/2023 9:48	203987



Client: Vistra Energy

Work Order: 23030001

Client Project: BAL-23Q1

Report Date: 26-Apr-23

Lab ID: 23030001-032

Client Sample ID: MW-392

Matrix: GROUNDWATER

Collection Date: 03/13/2023 15:42

Analyses	Certification	RL	Qual	Result	Units	DF	Date Analyzed	Batch
SW-846 7470A (TOTAL)								
Mercury	NELAP	0.00020		< 0.00020	mg/L	1	03/20/2023 14:20	204016



Client: Vistra Energy
Client Project: BAL-23Q1
Lab ID: 23030001-033
Matrix: GROUNDWATER

Work Order: 23030001
Report Date: 26-Apr-23
Client Sample ID: MW-393
Collection Date: 03/13/2023 14:48

Analyses	Certification	RL	Qual	Result	Units	DF	Date Analyzed	Batch
FIELD ELEVATION MEASUREMENTS								
Depth to water from measuring point	*	0		8.39	ft	1	03/13/2023 14:48	R326306
STANDARD METHODS 2130 B FIELD								
Turbidity	*	1.0		8.0	NTU	1	03/13/2023 14:48	R326306
STANDARD METHODS 18TH ED. 2580 B FIELD								
Oxidation-Reduction Potential	*	-300		-296.2	mV	1	03/13/2023 14:48	R326306
STANDARD METHODS 2510 B FIELD								
Spec. Conductance, Field	*	0		4828	µS/cm	1	03/13/2023 14:48	R326306
STANDARD METHODS 2550 B FIELD								
Temperature	*	0		13.6	°C	1	03/13/2023 14:48	R326306
STANDARD METHODS 4500-O G FIELD								
Oxygen, Dissolved	*	0		1.06	mg/L	1	03/13/2023 14:48	R326306
SW-846 9040B FIELD								
pH	*	1.00		8.03		1	03/13/2023 14:48	R326306
STANDARD METHODS 2320 B (TOTAL) 1997, 2011								
Alkalinity, Bicarbonate (as CaCO3)	NELAP	0		811	mg/L	1	03/17/2023 14:25	R326194
STANDARD METHODS 2320 B 1997, 2011								
Alkalinity, Carbonate (as CaCO3)	NELAP	0		48	mg/L	1	03/17/2023 14:25	R326194
STANDARD METHODS 2540 C (TOTAL) 1997, 2011								
Total Dissolved Solids	NELAP	20		2170	mg/L	1	03/16/2023 13:43	R326156
SW-846 9036 (TOTAL)								
Sulfate	NELAP	100		186	mg/L	10	03/23/2023 13:40	R326465
SW-846 9214 (TOTAL)								
Fluoride	NELAP	0.10		8.21	mg/L	1	03/23/2023 16:54	R326384
SW-846 9251 (TOTAL)								
Chloride	NELAP	80		606	mg/L	20	03/23/2023 14:04	R326477
SW-846 3005A, 6010B, METALS BY ICP (TOTAL)								
Calcium	NELAP	0.100		7.94	mg/L	1	03/17/2023 18:10	203987
Magnesium	NELAP	0.0500		4.13	mg/L	1	03/17/2023 18:10	203987
Potassium	NELAP	0.100		2.87	mg/L	1	03/17/2023 18:10	203987
Sodium	NELAP	0.0500		868	mg/L	1	03/17/2023 18:10	203987
SW-846 3005A, 6020A, METALS BY ICPMS (TOTAL)								
Antimony	NELAP	0.0010		< 0.0010	mg/L	5	03/18/2023 9:54	203987
Arsenic	NELAP	0.0010		< 0.0010	mg/L	5	03/18/2023 9:54	203987
Barium	NELAP	0.0010		0.0273	mg/L	5	03/22/2023 21:30	203987
Beryllium	NELAP	0.0010		< 0.0010	mg/L	5	03/18/2023 9:54	203987
Boron	NELAP	0.0250		1.79	mg/L	5	03/27/2023 11:17	203987
Cadmium	NELAP	0.0010		< 0.0010	mg/L	5	03/18/2023 9:54	203987
Chromium	NELAP	0.0015		< 0.0015	mg/L	5	03/18/2023 9:54	203987
Cobalt	NELAP	0.0010		< 0.0010	mg/L	5	03/18/2023 9:54	203987
Lead	NELAP	0.0010		< 0.0010	mg/L	5	03/18/2023 9:54	203987
Lithium	*	0.0030		0.0668	mg/L	5	03/18/2023 9:54	203987
Molybdenum	NELAP	0.0015	J	0.0008	mg/L	5	03/18/2023 9:54	203987
Selenium	NELAP	0.0010		< 0.0010	mg/L	5	03/18/2023 9:54	203987
Thallium	NELAP	0.0020		< 0.0020	mg/L	5	03/18/2023 9:54	203987



Client: Vistra Energy

Work Order: 23030001

Client Project: BAL-23Q1

Report Date: 26-Apr-23

Lab ID: 23030001-033

Client Sample ID: MW-393

Matrix: GROUNDWATER

Collection Date: 03/13/2023 14:48

Analyses	Certification	RL	Qual	Result	Units	DF	Date Analyzed	Batch
SW-846 7470A (TOTAL)								
Mercury	NELAP	0.00020	J	0.00011	mg/L	1	03/21/2023 10:12	204016



Client: Vistra Energy

Work Order: 23030001

Client Project: BAL-23Q1

Report Date: 26-Apr-23

Lab ID: 23030001-034

Client Sample ID: MW-394

Matrix: GROUNDWATER

Collection Date: 03/13/2023 13:50

Analyses	Certification	RL	Qual	Result	Units	DF	Date Analyzed	Batch
FIELD ELEVATION MEASUREMENTS								
Depth to water from measuring point	*	0		5.52	ft	1	03/13/2023 13:50	R326306
STANDARD METHODS 2130 B FIELD								
Turbidity	*	1.0		33.6	NTU	1	03/13/2023 13:50	R326306
STANDARD METHODS 18TH ED. 2580 B FIELD								
Oxidation-Reduction Potential	*	-300		-346.6	mV	1	03/13/2023 13:50	R326306
STANDARD METHODS 2510 B FIELD								
Spec. Conductance, Field	*	0		4068	µS/cm	1	03/13/2023 13:50	R326306
STANDARD METHODS 2550 B FIELD								
Temperature	*	0		13.4	°C	1	03/13/2023 13:50	R326306
STANDARD METHODS 4500-O G FIELD								
Oxygen, Dissolved	*	0		0.76	mg/L	1	03/13/2023 13:50	R326306
SW-846 9040B FIELD								
pH	*	1.00		7.86		1	03/13/2023 13:50	R326306
STANDARD METHODS 2320 B (TOTAL) 1997, 2011								
Alkalinity, Bicarbonate (as CaCO3)	NELAP	0		687	mg/L	1	03/17/2023 14:36	R326194
STANDARD METHODS 2320 B 1997, 2011								
Alkalinity, Carbonate (as CaCO3)	NELAP	0		0	mg/L	1	03/17/2023 14:36	R326194
STANDARD METHODS 2540 C (TOTAL) 1997, 2011								
Total Dissolved Solids	NELAP	20		1750	mg/L	1	03/16/2023 13:43	R326156
SW-846 9036 (TOTAL)								
Sulfate	NELAP	100		162	mg/L	10	03/23/2023 14:14	R326465
SW-846 9214 (TOTAL)								
Fluoride	NELAP	0.10		3.43	mg/L	1	03/23/2023 16:56	R326384
SW-846 9251 (TOTAL)								
Chloride	NELAP	80		528	mg/L	20	03/23/2023 14:20	R326477
SW-846 3005A, 6010B, METALS BY ICP (TOTAL)								
Calcium	NELAP	0.100		25.0	mg/L	1	03/17/2023 18:12	203987
Magnesium	NELAP	0.0500		10.0	mg/L	1	03/17/2023 18:12	203987
Potassium	NELAP	0.100		3.95	mg/L	1	03/17/2023 18:12	203987
Sodium	NELAP	0.0500		707	mg/L	1	03/17/2023 18:12	203987
SW-846 3005A, 6020A, METALS BY ICPMS (TOTAL)								
Antimony	NELAP	0.0010	J	0.0006	mg/L	5	03/18/2023 10:00	203987
Arsenic	NELAP	0.0010		0.0011	mg/L	5	03/18/2023 10:00	203987
Barium	NELAP	0.0010		0.0371	mg/L	5	03/22/2023 21:36	203987
Beryllium	NELAP	0.0010		< 0.0010	mg/L	5	03/18/2023 10:00	203987
Boron	NELAP	0.0250		2.89	mg/L	5	03/27/2023 11:23	203987
Cadmium	NELAP	0.0010		< 0.0010	mg/L	5	03/18/2023 10:00	203987
Chromium	NELAP	0.0015		0.0032	mg/L	5	03/18/2023 10:00	203987
Cobalt	NELAP	0.0010	J	0.0010	mg/L	5	03/18/2023 10:00	203987
Lead	NELAP	0.0010		0.0016	mg/L	5	03/18/2023 10:00	203987
Lithium	*	0.0030		0.0623	mg/L	5	03/18/2023 10:00	203987
Molybdenum	NELAP	0.0015		0.0056	mg/L	5	03/18/2023 10:00	203987
Selenium	NELAP	0.0010		< 0.0010	mg/L	5	03/18/2023 10:00	203987
Thallium	NELAP	0.0020		< 0.0020	mg/L	5	03/18/2023 10:00	203987



Client: Vistra Energy

Work Order: 23030001

Client Project: BAL-23Q1

Report Date: 26-Apr-23

Lab ID: 23030001-034

Client Sample ID: MW-394

Matrix: GROUNDWATER

Collection Date: 03/13/2023 13:50

Analyses	Certification	RL	Qual	Result	Units	DF	Date Analyzed	Batch
SW-846 7470A (TOTAL)								
Mercury	NELAP	0.00020		< 0.00020	mg/L	1	03/21/2023 10:15	204016



Client: Vistra Energy
Client Project: BAL-23Q1
Lab ID: 23030001-042
Matrix: GROUNDWATER

Work Order: 23030001
Report Date: 26-Apr-23
Client Sample ID: MW-304 Duplicate
Collection Date: 03/15/2023 10:39

Analyses	Certification	RL	Qual	Result	Units	DF	Date Analyzed	Batch
FIELD ELEVATION MEASUREMENTS								
Depth to water from measuring point	*	0		9.52	ft	1	03/15/2023 10:39	R326306
STANDARD METHODS 2130 B FIELD								
Turbidity	*	1.0		1.0	NTU	1	03/15/2023 10:39	R326306
STANDARD METHODS 18TH ED. 2580 B FIELD								
Oxidation-Reduction Potential	*	-300		31.9	mV	1	03/15/2023 10:39	R326306
STANDARD METHODS 2510 B FIELD								
Spec. Conductance, Field	*	0		3422	µS/cm	1	03/15/2023 10:39	R326306
STANDARD METHODS 2550 B FIELD								
Temperature	*	0		13.2	°C	1	03/15/2023 10:39	R326306
STANDARD METHODS 4500-O G FIELD								
Oxygen, Dissolved	*	0		1.64	mg/L	1	03/15/2023 10:39	R326306
SW-846 9040B FIELD								
pH	*	1.00		7.77		1	03/15/2023 10:39	R326306
STANDARD METHODS 2320 B (TOTAL) 1997, 2011								
Alkalinity, Bicarbonate (as CaCO3)	NELAP	0		829	mg/L	1	03/23/2023 13:05	R326368
STANDARD METHODS 2320 B 1997, 2011								
Alkalinity, Carbonate (as CaCO3)	NELAP	0		0	mg/L	1	03/23/2023 13:05	R326368
STANDARD METHODS 2540 C (TOTAL) 1997, 2011								
Total Dissolved Solids	NELAP	20		1390	mg/L	1	03/18/2023 12:21	R326217
SW-846 9036 (TOTAL)								
Sulfate	NELAP	100		178	mg/L	10	03/23/2023 15:29	R326465
SW-846 9214 (TOTAL)								
Fluoride	NELAP	0.10		1.64	mg/L	1	03/23/2023 17:19	R326384
SW-846 9251 (TOTAL)								
Chloride	NELAP	40		156	mg/L	10	03/23/2023 15:30	R326477
SW-846 3005A, 6010B, METALS BY ICP (TOTAL)								
Calcium	NELAP	0.100		10.2	mg/L	1	03/17/2023 18:45	203987
Magnesium	NELAP	0.0500		4.31	mg/L	1	03/17/2023 18:45	203987
Potassium	NELAP	0.100		2.03	mg/L	1	03/17/2023 18:45	203987
Sodium	NELAP	0.0500		598	mg/L	1	03/21/2023 14:49	203987
SW-846 3005A, 6020A, METALS BY ICPMS (TOTAL)								
Antimony	NELAP	0.0010		< 0.0010	mg/L	5	03/18/2023 11:32	203987
Arsenic	NELAP	0.0010		0.0030	mg/L	5	03/18/2023 11:32	203987
Barium	NELAP	0.0010		0.0203	mg/L	5	03/22/2023 23:08	203987
Beryllium	NELAP	0.0010		< 0.0010	mg/L	5	03/18/2023 11:32	203987
Boron	NELAP	0.0250		1.82	mg/L	5	03/27/2023 12:40	203987
Cadmium	NELAP	0.0010		< 0.0010	mg/L	5	03/18/2023 11:32	203987
Chromium	NELAP	0.0015		< 0.0015	mg/L	5	03/18/2023 11:32	203987
Cobalt	NELAP	0.0010		< 0.0010	mg/L	5	03/18/2023 11:32	203987
Lead	NELAP	0.0010		< 0.0010	mg/L	5	03/18/2023 11:32	203987
Lithium	*	0.0030		0.0791	mg/L	5	03/18/2023 11:32	203987
Molybdenum	NELAP	0.0015	J	0.0009	mg/L	5	03/18/2023 11:32	203987
Selenium	NELAP	0.0010		< 0.0010	mg/L	5	03/18/2023 11:32	203987
Thallium	NELAP	0.0020		< 0.0020	mg/L	5	03/18/2023 11:32	203987

CCV recovered outside the upper control limits for Fe. Sample results are below the reporting limit. Data is reportable per the TNI standard.



Client: Vistra Energy

Work Order: 23030001

Client Project: BAL-23Q1

Report Date: 26-Apr-23

Lab ID: 23030001-042

Client Sample ID: MW-304 Duplicate

Matrix: GROUNDWATER

Collection Date: 03/15/2023 10:39

Analyses	Certification	RL	Qual	Result	Units	DF	Date Analyzed	Batch
SW-846 7470A (TOTAL)								
Mercury	NELAP	0.00020		< 0.00020	mg/L	1	03/21/2023 10:28	204016



Client: Vistra Energy

Work Order: 23030001

Client Project: BAL-23Q1

Report Date: 26-Apr-23

Lab ID: 23030001-043

Client Sample ID: Field Blank

Matrix: AQUEOUS

Collection Date: 03/15/2023 11:07

Analyses	Certification	RL	Qual	Result	Units	DF	Date Analyzed	Batch
STANDARD METHODS 2320 B (TOTAL) 1997, 2011								
Alkalinity, Bicarbonate (as CaCO ₃)	NELAP	0		0	mg/L	1	03/23/2023 13:13	R326368
STANDARD METHODS 2320 B 1997, 2011								
Alkalinity, Carbonate (as CaCO ₃)	NELAP	0		0	mg/L	1	03/23/2023 13:13	R326368
STANDARD METHODS 2540 C (TOTAL) 1997, 2011								
Total Dissolved Solids	NELAP	20	R	< 20	mg/L	1	03/21/2023 10:39	R326327
<i>Sample and Duplicate RPD meet the SOP QC criteria for low level results. Data is reportable.</i>								
SW-846 9036 (TOTAL)								
Sulfate	NELAP	10		< 10	mg/L	1	03/23/2023 15:56	R326465
SW-846 9214 (TOTAL)								
Fluoride	NELAP	0.10		< 0.10	mg/L	1	03/23/2023 17:21	R326384
SW-846 9251 (TOTAL)								
Chloride	NELAP	4		< 4	mg/L	1	03/23/2023 15:56	R326477
SW-846 3005A, 6010B, METALS BY ICP (TOTAL)								
Calcium	NELAP	0.100		< 0.100	mg/L	1	03/17/2023 18:32	203987
Magnesium	NELAP	0.0500		< 0.0500	mg/L	1	03/17/2023 18:32	203987
Potassium	NELAP	0.100		< 0.100	mg/L	1	03/17/2023 18:32	203987
Sodium	NELAP	0.0500		< 0.0500	mg/L	1	03/17/2023 18:32	203987
SW-846 3005A, 6020A, METALS BY ICPMS (TOTAL)								
Antimony	NELAP	0.0010		< 0.0010	mg/L	5	03/18/2023 11:51	203987
Arsenic	NELAP	0.0010		< 0.0010	mg/L	5	03/18/2023 11:51	203987
Barium	NELAP	0.0010		< 0.0010	mg/L	5	03/27/2023 16:49	203987
Beryllium	NELAP	0.0010		< 0.0010	mg/L	5	03/18/2023 11:51	203987
Boron	NELAP	0.025	J	0.0099	mg/L	5	03/27/2023 16:49	203987
Cadmium	NELAP	0.0010		< 0.0010	mg/L	5	03/18/2023 11:51	203987
Chromium	NELAP	0.0015		< 0.0015	mg/L	5	03/18/2023 11:51	203987
Cobalt	NELAP	0.0010		< 0.0010	mg/L	5	03/18/2023 11:51	203987
Lead	NELAP	0.0010		< 0.0010	mg/L	5	03/18/2023 11:51	203987
Lithium	*	0.0030		< 0.0030	mg/L	5	03/18/2023 11:51	203987
Molybdenum	NELAP	0.0015		< 0.0015	mg/L	5	03/18/2023 11:51	203987
Selenium	NELAP	0.0010		< 0.0010	mg/L	5	03/18/2023 11:51	203987
Thallium	NELAP	0.0020		< 0.0020	mg/L	5	03/18/2023 11:51	203987
<i>CCV recovered outside the upper control limits for Fe. Sample results are below the reporting limit. Data is reportable per the TNI standard.</i>								
SW-846 7470A (TOTAL)								
Mercury	NELAP	0.00020		< 0.00020	mg/L	1	03/21/2023 10:30	204016



Sample Summary

<http://www.teklabinc.com/>

Client: Vistra Energy

Work Order: 23030001

Client Project: BAL-23Q1

Report Date: 26-Apr-23

Lab Sample ID	Client Sample ID	Matrix	Fractions	Collection Date
23030001-009	MW-192	Groundwater	2	03/13/2023 15:16
23030001-010	MW-193	Groundwater	2	03/13/2023 14:19
23030001-011	MW-194	Groundwater	2	03/13/2023 13:10
23030001-014	MW-258	Groundwater	2	03/13/2023 12:28
23030001-015	MW-304	Groundwater	4	03/15/2023 10:39
23030001-016	MW-306	Groundwater	4	03/15/2023 14:52
23030001-020	MW-356	Groundwater	2	03/13/2023 16:09
23030001-021	MW-358	Groundwater	2	03/13/2023 11:57
23030001-024	MW-370	Groundwater	2	03/14/2023 9:30
23030001-032	MW-392	Groundwater	2	03/13/2023 15:42
23030001-033	MW-393	Groundwater	2	03/13/2023 14:48
23030001-034	MW-394	Groundwater	2	03/13/2023 13:50
23030001-042	MW-304 Duplicate	Groundwater	4	03/15/2023 10:39
23030001-043	Field Blank	Aqueous	4	03/15/2023 11:07



Dates Report

<http://www.teklabinc.com/>

Client: **Vistra Energy**

Work Order: **23030001**

Client Project: **BAL-23Q1**

Report Date: **26-Apr-23**

Sample ID	Client Sample ID Test Name	Collection Date	Received Date	Prep Date/Time	Analysis Date/Time
23030001-009A	MW-192	03/13/2023 15:16	03/16/2023 7:51		
	Field Elevation Measurements				03/13/2023 15:16
	Standard Methods 2130 B Field				03/13/2023 15:16
	Standard Methods 18th Ed. 2580 B Field				03/13/2023 15:16
	Standard Methods 2320 B (Total) 1997, 2011				03/17/2023 13:10
	Standard Methods 2320 B 1997, 2011				03/17/2023 13:10
	Standard Methods 2510 B Field				03/13/2023 15:16
	Standard Methods 2540 C (Total) 1997, 2011				03/16/2023 13:03
	Standard Methods 2550 B Field				03/13/2023 15:16
	Standard Methods 4500-O G Field				03/13/2023 15:16
	SW-846 9036 (Total)				03/21/2023 20:28
	SW-846 9040B Field				03/13/2023 15:16
	SW-846 9214 (Total)				03/23/2023 15:51
	SW-846 9251 (Total)				03/21/2023 20:29
23030001-009B	MW-192	03/13/2023 15:16	03/16/2023 7:51		
	SW-846 3005A, 6010B, Metals by ICP (Total)			03/16/2023 10:59	03/17/2023 12:14
	SW-846 3005A, 6020A, Metals by ICPMS (Total)			03/16/2023 10:59	03/18/2023 10:59
	SW-846 3005A, 6020A, Metals by ICPMS (Total)			03/16/2023 10:59	03/21/2023 20:47
	SW-846 7470A (Total)			03/17/2023 8:35	03/21/2023 11:42
23030001-010A	MW-193	03/13/2023 14:19	03/16/2023 7:51		
	Field Elevation Measurements				03/13/2023 14:19
	Standard Methods 2130 B Field				03/13/2023 14:19
	Standard Methods 18th Ed. 2580 B Field				03/13/2023 14:19
	Standard Methods 2320 B (Total) 1997, 2011				03/17/2023 13:25
	Standard Methods 2320 B 1997, 2011				03/17/2023 13:25
	Standard Methods 2510 B Field				03/13/2023 14:19
	Standard Methods 2540 C (Total) 1997, 2011				03/16/2023 13:03
	Standard Methods 2550 B Field				03/13/2023 14:19
	Standard Methods 4500-O G Field				03/13/2023 14:19
	SW-846 9036 (Total)				03/21/2023 21:11
	SW-846 9040B Field				03/13/2023 14:19
	SW-846 9214 (Total)				03/23/2023 15:53
	SW-846 9251 (Total)				03/21/2023 21:06
23030001-010B	MW-193	03/13/2023 14:19	03/16/2023 7:51		
	SW-846 3005A, 6010B, Metals by ICP (Total)			03/16/2023 10:59	03/17/2023 12:15
	SW-846 3005A, 6020A, Metals by ICPMS (Total)			03/16/2023 10:59	03/18/2023 11:47
	SW-846 3005A, 6020A, Metals by ICPMS (Total)			03/16/2023 10:59	03/21/2023 20:53



Dates Report

<http://www.teklabinc.com/>

Client: Vistra Energy

Work Order: 23030001

Client Project: BAL-23Q1

Report Date: 26-Apr-23

Sample ID	Client Sample ID Test Name	Collection Date	Received Date	Prep Date/Time	Analysis Date/Time
23030001-011A	SW-846 7470A (Total)			03/17/2023 8:35	03/21/2023 11:44
	MW-194	03/13/2023 13:10	03/16/2023 7:51		
	Field Elevation Measurements				03/13/2023 13:10
	Standard Methods 2130 B Field				03/13/2023 13:10
	Standard Methods 18th Ed. 2580 B Field				03/13/2023 13:10
	Standard Methods 2320 B (Total) 1997, 2011				03/17/2023 13:32
	Standard Methods 2320 B 1997, 2011				03/17/2023 13:32
	Standard Methods 2510 B Field				03/13/2023 13:10
	Standard Methods 2540 C (Total) 1997, 2011				03/16/2023 13:04
	Standard Methods 2550 B Field				03/13/2023 13:10
	Standard Methods 4500-O G Field				03/13/2023 13:10
	SW-846 9036 (Total)				03/21/2023 21:19
	SW-846 9040B Field				03/13/2023 13:10
	SW-846 9214 (Total)				03/23/2023 15:55
SW-846 9251 (Total)				03/21/2023 21:14	
23030001-011B	MW-194	03/13/2023 13:10	03/16/2023 7:51		
	SW-846 3005A, 6010B, Metals by ICP (Total)			03/16/2023 10:59	03/17/2023 12:17
	SW-846 3005A, 6020A, Metals by ICPMS (Total)			03/16/2023 10:59	03/18/2023 11:52
	SW-846 3005A, 6020A, Metals by ICPMS (Total)			03/16/2023 10:59	03/21/2023 20:59
	SW-846 7470A (Total)			03/17/2023 8:35	03/21/2023 11:47
23030001-014A	MW-258	03/13/2023 12:28	03/16/2023 7:51		
	Field Elevation Measurements				03/13/2023 12:28
	Standard Methods 2130 B Field				03/13/2023 12:28
	Standard Methods 18th Ed. 2580 B Field				03/13/2023 12:28
	Standard Methods 2320 B (Total) 1997, 2011				03/17/2023 13:39
	Standard Methods 2320 B 1997, 2011				03/17/2023 13:39
	Standard Methods 2510 B Field				03/13/2023 12:28
	Standard Methods 2540 C (Total) 1997, 2011				03/16/2023 13:04
	Standard Methods 2550 B Field				03/13/2023 12:28
	Standard Methods 4500-O G Field				03/13/2023 12:28
	SW-846 9036 (Total)				03/21/2023 21:51
	SW-846 9040B Field				03/13/2023 12:28
	SW-846 9214 (Total)				03/23/2023 16:10
	SW-846 9251 (Total)				03/23/2023 10:39
23030001-014B	MW-258	03/13/2023 12:28	03/16/2023 7:51		
	SW-846 3005A, 6010B, Metals by ICP (Total)			03/16/2023 10:59	03/17/2023 12:22
	SW-846 3005A, 6020A, Metals by ICPMS (Total)			03/16/2023 10:59	03/18/2023 12:10



Dates Report

<http://www.teklabinc.com/>

Client: **Vistra Energy**

Work Order: **23030001**

Client Project: **BAL-23Q1**

Report Date: **26-Apr-23**

Sample ID	Client Sample ID Test Name	Collection Date	Received Date	Prep Date/Time	Analysis Date/Time
	SW-846 3005A, 6020A, Metals by ICPMS (Total)			03/16/2023 10:59	03/21/2023 21:18
	SW-846 7470A (Total)			03/17/2023 8:35	03/21/2023 11:53
23030001-015A	MW-304	03/15/2023 10:39	03/16/2023 7:51		
	Field Elevation Measurements				03/15/2023 10:39
	Standard Methods 2130 B Field				03/15/2023 10:39
	Standard Methods 18th Ed. 2580 B Field				03/15/2023 10:39
	Standard Methods 2320 B (Total) 1997, 2011				03/23/2023 10:08
	Standard Methods 2320 B 1997, 2011				03/23/2023 10:08
	Standard Methods 2510 B Field				03/15/2023 10:39
	Standard Methods 2540 C (Total) 1997, 2011				03/18/2023 12:18
	Standard Methods 2550 B Field				03/15/2023 10:39
	Standard Methods 4500-NO2 B (Total) 2000, 2011				03/16/2023 12:14
	Standard Methods 4500-NO3 F (Total) 2000, 2011				03/16/2023 12:48
	Standard Methods 4500-NO3 F (Total) 2000, 2011				03/16/2023 12:48
	Standard Methods 4500-O G Field				03/15/2023 10:39
	SW-846 9036 (Total)				03/21/2023 21:59
	SW-846 9040B Field				03/15/2023 10:39
	SW-846 9214 (Total)				03/23/2023 16:12
	SW-846 9251 (Total)				03/21/2023 21:59
23030001-015B	MW-304	03/15/2023 10:39	03/16/2023 7:51		
	SW-846 9036 (Dissolved)				03/21/2023 18:15
	SW-846 9251 (Dissolved)				03/21/2023 18:16
23030001-015C	MW-304	03/15/2023 10:39	03/16/2023 7:51		
	SW-846 3005A, 6010B, Metals by ICP (Total)			03/16/2023 10:59	03/17/2023 12:23
	SW-846 3005A, 6020A, Metals by ICPMS (Total)			03/16/2023 10:59	03/18/2023 12:16
	SW-846 3005A, 6020A, Metals by ICPMS (Total)			03/16/2023 10:59	03/21/2023 21:25
	SW-846 7470A (Total)			03/17/2023 8:35	03/21/2023 11:55
23030001-015D	MW-304	03/15/2023 10:39	03/16/2023 7:51		
	SW-846 3005A, 6020A, Metals by ICPMS (Dissolved)			03/16/2023 14:31	03/23/2023 0:51
	SW-846 3005A, 6020A, Metals by ICPMS (Dissolved)			03/16/2023 14:31	03/27/2023 11:55
23030001-016A	MW-306	03/15/2023 14:52	03/16/2023 7:51		
	Field Elevation Measurements				03/15/2023 14:52
	Standard Methods 2130 B Field				03/15/2023 14:52
	Standard Methods 18th Ed. 2580 B Field				03/15/2023 14:52
	Standard Methods 2320 B (Total) 1997, 2011				03/23/2023 10:16
	Standard Methods 2320 B 1997, 2011				03/23/2023 10:16
	Standard Methods 2510 B Field				03/15/2023 14:52



Dates Report

<http://www.teklabinc.com/>

Client: Vistra Energy

Work Order: 23030001

Client Project: BAL-23Q1

Report Date: 26-Apr-23

Sample ID	Client Sample ID Test Name	Collection Date	Received Date	Prep Date/Time	Analysis Date/Time
	Standard Methods 2540 C (Total) 1997, 2011				03/18/2023 12:19
	Standard Methods 2550 B Field				03/15/2023 14:52
	Standard Methods 4500-NO2 B (Total) 2000, 2011				03/16/2023 12:15
	Standard Methods 4500-NO3 F (Total) 2000, 2011				03/16/2023 12:50
	Standard Methods 4500-NO3 F (Total) 2000, 2011				03/16/2023 12:50
	Standard Methods 4500-O G Field				03/15/2023 14:52
	SW-846 9036 (Total)				03/21/2023 22:07
	SW-846 9040B Field				03/15/2023 14:52
	SW-846 9214 (Total)				03/23/2023 16:13
	SW-846 9251 (Total)				03/21/2023 22:13
23030001-016B	MW-306	03/15/2023 14:52	03/16/2023 7:51		
	SW-846 9036 (Dissolved)				03/21/2023 18:36
	SW-846 9251 (Dissolved)				03/21/2023 18:37
23030001-016C	MW-306	03/15/2023 14:52	03/16/2023 7:51		
	SW-846 3005A, 6010B, Metals by ICP (Total)			03/16/2023 10:59	03/17/2023 12:25
	SW-846 3005A, 6010B, Metals by ICP (Total)			03/16/2023 10:59	03/20/2023 15:22
	SW-846 3005A, 6020A, Metals by ICPMS (Total)			03/16/2023 10:59	03/18/2023 12:22
	SW-846 3005A, 6020A, Metals by ICPMS (Total)			03/16/2023 10:59	03/21/2023 21:31
	SW-846 3005A, 6020A, Metals by ICPMS (Total)			03/16/2023 10:59	03/23/2023 3:17
	SW-846 7470A (Total)			03/17/2023 8:35	03/21/2023 11:58
23030001-016D	MW-306	03/15/2023 14:52	03/16/2023 7:51		
	SW-846 3005A, 6020A, Metals by ICPMS (Dissolved)			03/16/2023 14:31	03/23/2023 1:40
	SW-846 3005A, 6020A, Metals by ICPMS (Dissolved)			03/16/2023 14:31	03/27/2023 14:54
23030001-020A	MW-356	03/13/2023 16:09	03/16/2023 7:51		
	Field Elevation Measurements				03/13/2023 16:09
	Standard Methods 2130 B Field				03/13/2023 16:09
	Standard Methods 18th Ed. 2580 B Field				03/13/2023 16:09
	Standard Methods 2320 B (Total) 1997, 2011				03/17/2023 13:49
	Standard Methods 2320 B 1997, 2011				03/17/2023 13:49
	Standard Methods 2510 B Field				03/13/2023 16:09
	Standard Methods 2540 C (Total) 1997, 2011				03/16/2023 13:04
	Standard Methods 2550 B Field				03/13/2023 16:09
	Standard Methods 4500-O G Field				03/13/2023 16:09
	SW-846 9036 (Total)				03/23/2023 11:24
	SW-846 9040B Field				03/13/2023 16:09
	SW-846 9214 (Total)				03/23/2023 16:19
	SW-846 9251 (Total)				03/23/2023 11:01



Dates Report

<http://www.teklabinc.com/>

Client: **Vistra Energy**

Work Order: **23030001**

Client Project: **BAL-23Q1**

Report Date: **26-Apr-23**

Sample ID	Client Sample ID Test Name	Collection Date	Received Date	Prep Date/Time	Analysis Date/Time
23030001-020B	MW-356	03/13/2023 16:09	03/16/2023 7:51		
	SW-846 3005A, 6010B, Metals by ICP (Total)			03/16/2023 10:59	03/17/2023 12:39
	SW-846 3005A, 6020A, Metals by ICPMS (Total)			03/16/2023 10:59	03/18/2023 12:40
	SW-846 3005A, 6020A, Metals by ICPMS (Total)			03/16/2023 10:59	03/21/2023 22:40
	SW-846 3005A, 6020A, Metals by ICPMS (Total)			03/16/2023 10:59	03/23/2023 3:36
	SW-846 3005A, 6020A, Metals by ICPMS (Total)			03/16/2023 10:59	03/24/2023 4:19
	SW-846 3005A, 6020A, Metals by ICPMS (Total)			03/16/2023 10:59	03/24/2023 17:27
	SW-846 3005A, 6020A, Metals by ICPMS (Total)			03/16/2023 10:59	03/27/2023 12:53
	SW-846 7470A (Total)			03/17/2023 8:35	03/21/2023 12:09
23030001-021A	MW-358	03/13/2023 11:57	03/16/2023 7:51		
	Field Elevation Measurements				03/13/2023 11:57
	Standard Methods 2130 B Field				03/13/2023 11:57
	Standard Methods 18th Ed. 2580 B Field				03/13/2023 11:57
	Standard Methods 2320 B (Total) 1997, 2011				03/17/2023 13:59
	Standard Methods 2320 B 1997, 2011				03/17/2023 13:59
	Standard Methods 2510 B Field				03/13/2023 11:57
	Standard Methods 2540 C (Total) 1997, 2011				03/16/2023 13:42
	Standard Methods 2550 B Field				03/13/2023 11:57
	Standard Methods 4500-O G Field				03/13/2023 11:57
	SW-846 9036 (Total)				03/23/2023 11:34
	SW-846 9040B Field				03/13/2023 11:57
	SW-846 9214 (Total)				03/23/2023 16:20
	SW-846 9251 (Total)				03/23/2023 11:35
23030001-021B	MW-358	03/13/2023 11:57	03/16/2023 7:51		
	SW-846 3005A, 6010B, Metals by ICP (Total)			03/16/2023 10:59	03/17/2023 12:40
	SW-846 3005A, 6020A, Metals by ICPMS (Total)			03/16/2023 10:59	03/18/2023 13:10
	SW-846 3005A, 6020A, Metals by ICPMS (Total)			03/16/2023 10:59	03/21/2023 22:47
	SW-846 3005A, 6020A, Metals by ICPMS (Total)			03/16/2023 10:59	03/23/2023 4:42
	SW-846 3005A, 6020A, Metals by ICPMS (Total)			03/16/2023 10:59	03/24/2023 4:24
	SW-846 3005A, 6020A, Metals by ICPMS (Total)			03/16/2023 10:59	03/24/2023 17:32
	SW-846 3005A, 6020A, Metals by ICPMS (Total)			03/16/2023 10:59	03/27/2023 12:59
	SW-846 7470A (Total)			03/17/2023 8:35	03/21/2023 12:11
23030001-024A	MW-370	03/14/2023 9:30	03/16/2023 7:51		
	Field Elevation Measurements				03/14/2023 9:30
	Standard Methods 2130 B Field				03/14/2023 9:30
	Standard Methods 18th Ed. 2580 B Field				03/14/2023 9:30
	Standard Methods 2320 B (Total) 1997, 2011				03/17/2023 14:53



Dates Report

<http://www.teklabinc.com/>

Client: **Vistra Energy**

Work Order: **23030001**

Client Project: **BAL-23Q1**

Report Date: **26-Apr-23**

Sample ID	Client Sample ID Test Name	Collection Date	Received Date	Prep Date/Time	Analysis Date/Time
	Standard Methods 2320 B 1997, 2011				03/17/2023 14:53
	Standard Methods 2510 B Field				03/14/2023 9:30
	Standard Methods 2540 C (Total) 1997, 2011				03/17/2023 9:29
	Standard Methods 2550 B Field				03/14/2023 9:30
	Standard Methods 4500-O G Field				03/14/2023 9:30
	SW-846 9036 (Total)				03/23/2023 11:58
	SW-846 9040B Field				03/14/2023 9:30
	SW-846 9214 (Total)				03/23/2023 16:34
	SW-846 9251 (Total)				03/23/2023 12:18
23030001-024B	MW-370	03/14/2023 9:30	03/16/2023 7:51		
	SW-846 3005A, 6010B, Metals by ICP (Total)			03/16/2023 14:54	03/17/2023 17:48
	SW-846 3005A, 6010B, Metals by ICP (Total)			03/16/2023 14:54	03/21/2023 14:45
	SW-846 3005A, 6020A, Metals by ICPMS (Total)			03/16/2023 14:54	03/18/2023 8:15
	SW-846 3005A, 6020A, Metals by ICPMS (Total)			03/16/2023 14:54	03/22/2023 4:27
	SW-846 3005A, 6020A, Metals by ICPMS (Total)			03/16/2023 14:54	03/22/2023 20:11
	SW-846 3005A, 6020A, Metals by ICPMS (Total)			03/16/2023 14:54	03/24/2023 1:44
	SW-846 3005A, 6020A, Metals by ICPMS (Total)			03/16/2023 14:54	03/24/2023 14:51
	SW-846 3005A, 6020A, Metals by ICPMS (Total)			03/16/2023 14:54	03/27/2023 9:47
	SW-846 7470A (Total)			03/17/2023 8:35	03/21/2023 12:23
23030001-032A	MW-392	03/13/2023 15:42	03/16/2023 7:51		
	Field Elevation Measurements				03/13/2023 15:42
	Standard Methods 2130 B Field				03/13/2023 15:42
	Standard Methods 18th Ed. 2580 B Field				03/13/2023 15:42
	Standard Methods 2320 B (Total) 1997, 2011				03/17/2023 14:17
	Standard Methods 2320 B 1997, 2011				03/17/2023 14:17
	Standard Methods 2510 B Field				03/13/2023 15:42
	Standard Methods 2540 C (Total) 1997, 2011				03/16/2023 13:43
	Standard Methods 2550 B Field				03/13/2023 15:42
	Standard Methods 4500-O G Field				03/13/2023 15:42
	SW-846 9036 (Total)				03/23/2023 13:30
	SW-846 9040B Field				03/13/2023 15:42
	SW-846 9214 (Total)				03/23/2023 16:52
	SW-846 9251 (Total)				03/23/2023 13:35
23030001-032B	MW-392	03/13/2023 15:42	03/16/2023 7:51		
	SW-846 3005A, 6010B, Metals by ICP (Total)			03/16/2023 14:54	03/17/2023 18:08
	SW-846 3005A, 6020A, Metals by ICPMS (Total)			03/16/2023 14:54	03/18/2023 9:48
	SW-846 3005A, 6020A, Metals by ICPMS (Total)			03/16/2023 14:54	03/22/2023 6:00
	SW-846 3005A, 6020A, Metals by ICPMS (Total)			03/16/2023 14:54	03/22/2023 21:24



Dates Report

<http://www.teklabinc.com/>

Client: **Vistra Energy**

Work Order: **23030001**

Client Project: **BAL-23Q1**

Report Date: **26-Apr-23**

Sample ID	Client Sample ID Test Name	Collection Date	Received Date	Prep Date/Time	Analysis Date/Time
	SW-846 3005A, 6020A, Metals by ICPMS (Total)			03/16/2023 14:54	03/24/2023 2:45
	SW-846 3005A, 6020A, Metals by ICPMS (Total)			03/16/2023 14:54	03/24/2023 15:52
	SW-846 3005A, 6020A, Metals by ICPMS (Total)			03/16/2023 14:54	03/27/2023 11:10
	SW-846 7470A (Total)			03/17/2023 8:38	03/20/2023 14:20
23030001-033A	MW-393	03/13/2023 14:48	03/16/2023 7:51		
	Field Elevation Measurements				03/13/2023 14:48
	Standard Methods 2130 B Field				03/13/2023 14:48
	Standard Methods 18th Ed. 2580 B Field				03/13/2023 14:48
	Standard Methods 2320 B (Total) 1997, 2011				03/17/2023 14:25
	Standard Methods 2320 B 1997, 2011				03/17/2023 14:25
	Standard Methods 2510 B Field				03/13/2023 14:48
	Standard Methods 2540 C (Total) 1997, 2011				03/16/2023 13:43
	Standard Methods 2550 B Field				03/13/2023 14:48
	Standard Methods 4500-O G Field				03/13/2023 14:48
	SW-846 9036 (Total)				03/23/2023 13:40
	SW-846 9040B Field				03/13/2023 14:48
	SW-846 9214 (Total)				03/23/2023 16:54
	SW-846 9251 (Total)				03/23/2023 14:04
23030001-033B	MW-393	03/13/2023 14:48	03/16/2023 7:51		
	SW-846 3005A, 6010B, Metals by ICP (Total)			03/16/2023 14:54	03/17/2023 18:10
	SW-846 3005A, 6020A, Metals by ICPMS (Total)			03/16/2023 14:54	03/18/2023 9:54
	SW-846 3005A, 6020A, Metals by ICPMS (Total)			03/16/2023 14:54	03/22/2023 6:06
	SW-846 3005A, 6020A, Metals by ICPMS (Total)			03/16/2023 14:54	03/22/2023 21:30
	SW-846 3005A, 6020A, Metals by ICPMS (Total)			03/16/2023 14:54	03/24/2023 2:50
	SW-846 3005A, 6020A, Metals by ICPMS (Total)			03/16/2023 14:54	03/24/2023 15:57
	SW-846 3005A, 6020A, Metals by ICPMS (Total)			03/16/2023 14:54	03/27/2023 11:17
	SW-846 7470A (Total)			03/17/2023 8:38	03/21/2023 10:12
23030001-034A	MW-394	03/13/2023 13:50	03/16/2023 7:51		
	Field Elevation Measurements				03/13/2023 13:50
	Standard Methods 2130 B Field				03/13/2023 13:50
	Standard Methods 18th Ed. 2580 B Field				03/13/2023 13:50
	Standard Methods 2320 B (Total) 1997, 2011				03/17/2023 14:36
	Standard Methods 2320 B 1997, 2011				03/17/2023 14:36
	Standard Methods 2510 B Field				03/13/2023 13:50
	Standard Methods 2540 C (Total) 1997, 2011				03/16/2023 13:43
	Standard Methods 2550 B Field				03/13/2023 13:50
	Standard Methods 4500-O G Field				03/13/2023 13:50
	SW-846 9036 (Total)				03/23/2023 14:14



Dates Report

<http://www.teklabinc.com/>

Client: **Vistra Energy**

Work Order: **23030001**

Client Project: **BAL-23Q1**

Report Date: **26-Apr-23**

Sample ID	Client Sample ID Test Name	Collection Date	Received Date	Prep Date/Time	Analysis Date/Time
	SW-846 9040B Field				03/13/2023 13:50
	SW-846 9214 (Total)				03/23/2023 16:56
	SW-846 9251 (Total)				03/23/2023 14:20
23030001-034B	MW-394	03/13/2023 13:50	03/16/2023 7:51		
	SW-846 3005A, 6010B, Metals by ICP (Total)			03/16/2023 14:54	03/17/2023 18:12
	SW-846 3005A, 6020A, Metals by ICPMS (Total)			03/16/2023 14:54	03/18/2023 10:00
	SW-846 3005A, 6020A, Metals by ICPMS (Total)			03/16/2023 14:54	03/22/2023 6:12
	SW-846 3005A, 6020A, Metals by ICPMS (Total)			03/16/2023 14:54	03/22/2023 21:36
	SW-846 3005A, 6020A, Metals by ICPMS (Total)			03/16/2023 14:54	03/24/2023 2:55
	SW-846 3005A, 6020A, Metals by ICPMS (Total)			03/16/2023 14:54	03/24/2023 16:02
	SW-846 3005A, 6020A, Metals by ICPMS (Total)			03/16/2023 14:54	03/27/2023 11:23
	SW-846 7470A (Total)			03/17/2023 8:38	03/21/2023 10:15
23030001-042A	MW-304 Duplicate	03/15/2023 10:39	03/16/2023 7:51		
	Field Elevation Measurements				03/15/2023 10:39
	Standard Methods 2130 B Field				03/15/2023 10:39
	Standard Methods 18th Ed. 2580 B Field				03/15/2023 10:39
	Standard Methods 2320 B (Total) 1997, 2011				03/23/2023 13:05
	Standard Methods 2320 B 1997, 2011				03/23/2023 13:05
	Standard Methods 2510 B Field				03/15/2023 10:39
	Standard Methods 2540 C (Total) 1997, 2011				03/18/2023 12:21
	Standard Methods 2550 B Field				03/15/2023 10:39
	Standard Methods 4500-NO2 B (Total) 2000, 2011				03/16/2023 12:17
	Standard Methods 4500-NO3 F (Total) 2000, 2011				03/16/2023 13:12
	Standard Methods 4500-NO3 F (Total) 2000, 2011				03/16/2023 13:12
	Standard Methods 4500-O G Field				03/15/2023 10:39
	SW-846 9036 (Total)				03/23/2023 15:29
	SW-846 9040B Field				03/15/2023 10:39
	SW-846 9214 (Total)				03/23/2023 17:19
	SW-846 9251 (Total)				03/23/2023 15:30
23030001-042B	MW-304 Duplicate	03/15/2023 10:39	03/16/2023 7:51		
	SW-846 9036 (Dissolved)				03/21/2023 19:27
	SW-846 9251 (Dissolved)				03/21/2023 19:28
23030001-042C	MW-304 Duplicate	03/15/2023 10:39	03/16/2023 7:51		
	SW-846 3005A, 6010B, Metals by ICP (Total)			03/16/2023 14:54	03/17/2023 18:45
	SW-846 3005A, 6010B, Metals by ICP (Total)			03/16/2023 14:54	03/21/2023 14:49
	SW-846 3005A, 6020A, Metals by ICPMS (Total)			03/16/2023 14:54	03/18/2023 11:32
	SW-846 3005A, 6020A, Metals by ICPMS (Total)			03/16/2023 14:54	03/22/2023 23:08



Dates Report

<http://www.teklabinc.com/>

Client: **Vistra Energy**

Work Order: **23030001**

Client Project: **BAL-23Q1**

Report Date: **26-Apr-23**

Sample ID	Client Sample ID Test Name	Collection Date	Received Date	Prep Date/Time	Analysis Date/Time
	SW-846 3005A, 6020A, Metals by ICPMS (Total)			03/16/2023 14:54	03/24/2023 3:56
	SW-846 3005A, 6020A, Metals by ICPMS (Total)			03/16/2023 14:54	03/24/2023 17:03
	SW-846 3005A, 6020A, Metals by ICPMS (Total)			03/16/2023 14:54	03/27/2023 12:40
	SW-846 7470A (Total)			03/17/2023 8:38	03/21/2023 10:28
23030001-042D	MW-304 Duplicate	03/15/2023 10:39	03/16/2023 7:51		
	SW-846 3005A, 6020A, Metals by ICPMS (Dissolved)			03/16/2023 14:31	03/23/2023 2:04
	SW-846 3005A, 6020A, Metals by ICPMS (Dissolved)			03/16/2023 14:31	03/27/2023 13:18
23030001-043A	Field Blank	03/15/2023 11:07	03/16/2023 7:51		
	Standard Methods 2320 B (Total) 1997, 2011				03/23/2023 13:13
	Standard Methods 2320 B 1997, 2011				03/23/2023 13:13
	Standard Methods 2540 C (Total) 1997, 2011				03/21/2023 10:39
	Standard Methods 4500-NO2 B (Total) 2000, 2011				03/16/2023 12:17
	Standard Methods 4500-NO3 F (Total) 2000, 2011				03/16/2023 13:21
	Standard Methods 4500-NO3 F (Total) 2000, 2011				03/16/2023 13:21
	SW-846 9036 (Total)				03/23/2023 15:56
	SW-846 9214 (Total)				03/23/2023 17:21
	SW-846 9251 (Total)				03/23/2023 15:56
23030001-043B	Field Blank	03/15/2023 11:07	03/16/2023 7:51		
	SW-846 9036 (Dissolved)				03/21/2023 19:51
	SW-846 9251 (Dissolved)				03/21/2023 19:51
23030001-043C	Field Blank	03/15/2023 11:07	03/16/2023 7:51		
	SW-846 3005A, 6010B, Metals by ICP (Total)			03/16/2023 14:54	03/17/2023 18:32
	SW-846 3005A, 6020A, Metals by ICPMS (Total)			03/16/2023 14:54	03/18/2023 11:51
	SW-846 3005A, 6020A, Metals by ICPMS (Total)			03/16/2023 14:54	03/22/2023 23:26
	SW-846 3005A, 6020A, Metals by ICPMS (Total)			03/16/2023 14:54	03/24/2023 2:07
	SW-846 3005A, 6020A, Metals by ICPMS (Total)			03/16/2023 14:54	03/24/2023 15:15
	SW-846 3005A, 6020A, Metals by ICPMS (Total)			03/16/2023 14:54	03/27/2023 16:49
	SW-846 7470A (Total)			03/17/2023 8:38	03/21/2023 10:30
23030001-043D	Field Blank	03/15/2023 11:07	03/16/2023 7:51		
	SW-846 3005A, 6020A, Metals by ICPMS (Dissolved)			03/16/2023 14:31	03/23/2023 2:10
	SW-846 3005A, 6020A, Metals by ICPMS (Dissolved)			03/16/2023 14:31	03/27/2023 16:42



Quality Control Results

<http://www.teklabinc.com/>

Client: Vistra Energy

Work Order: 23030001

Client Project: BAL-23Q1

Report Date: 26-Apr-23

STANDARD METHODS 2510 B FIELD

Batch R326306 SampType: LCS Units $\mu\text{S/cm}$

SampleID: LCS-R326306

Analyses	Cert	RL	Qual	Result	Spike	SPK Ref Val	%REC	Low Limit	High Limit	Date Analyzed
Spec. Conductance, Field	*	0		1414	1409	0	100.4	90	110	03/14/2023
Spec. Conductance, Field	*	0		1413	1409	0	100.3	90	110	03/15/2023
Spec. Conductance, Field	*	0		1458	1409	0	103.5	90	110	03/13/2023

SW-846 9040B FIELD

Batch R326306 SampType: LCS Units

SampleID: LCS-R326306

Analyses	Cert	RL	Qual	Result	Spike	SPK Ref Val	%REC	Low Limit	High Limit	Date Analyzed
pH	*	1.00		7.01	7.000	0	100.1	98.57	101.4	03/13/2023
pH	*	1.00		7.05	7.000	0	100.7	98.57	101.4	03/14/2023
pH	*	1.00		6.99	7.000	0	99.9	98.57	101.4	03/15/2023

STANDARD METHODS 2540 C (TOTAL) 1997, 2011

Batch R326156 SampType: MBLK Units mg/L

SampleID: MBLK

Analyses	Cert	RL	Qual	Result	Spike	SPK Ref Val	%REC	Low Limit	High Limit	Date Analyzed
Total Dissolved Solids		20		< 20	16.00	0	0	-100	100	03/16/2023
Total Dissolved Solids		20		< 20	16.00	0	0	-100	100	03/16/2023

Batch R326156 SampType: LCS Units mg/L

SampleID: LCS

Analyses	Cert	RL	Qual	Result	Spike	SPK Ref Val	%REC	Low Limit	High Limit	Date Analyzed
Total Dissolved Solids		20		908	1000	0	90.8	90	110	03/16/2023
Total Dissolved Solids		20		930	1000	0	93.0	90	110	03/16/2023

Batch R326156 SampType: DUP Units mg/L

SampleID: 23030001-020AUP

RPD Limit: 5

Analyses	Cert	RL	Qual	Result	Spike	SPK Ref Val	%REC	RPD Ref Val	%RPD	Date Analyzed
Total Dissolved Solids		20		668				642.0	3.97	03/16/2023

Batch R326171 SampType: MBLK Units mg/L

SampleID: MBLK

Analyses	Cert	RL	Qual	Result	Spike	SPK Ref Val	%REC	Low Limit	High Limit	Date Analyzed
Total Dissolved Solids		20		< 20	16.00	0	0	-100	100	03/17/2023
Total Dissolved Solids		20		< 20	16.00	0	0	-100	100	03/17/2023



Quality Control Results

<http://www.teklabinc.com/>

Client: Vistra Energy

Work Order: 23030001

Client Project: BAL-23Q1

Report Date: 26-Apr-23

STANDARD METHODS 2540 C (TOTAL) 1997, 2011

Batch R326171		SampType: LCS		Units mg/L							Date Analyzed
SampID: LCS											
Analyses	Cert	RL	Qual	Result	Spike	SPK Ref Val	%REC	Low Limit	High Limit	Date Analyzed	
Total Dissolved Solids		20		916	1000	0	91.6	90	110	03/17/2023	
Total Dissolved Solids		20		926	1000	0	92.6	90	110	03/17/2023	

Batch R326171		SampType: DUP		Units mg/L							RPD Limit: 5	Date Analyzed
SampID: 23030001-027ADUP												
Analyses	Cert	RL	Qual	Result	Spike	SPK Ref Val	%REC	RPD Ref Val	%RPD	Date Analyzed		
Total Dissolved Solids		20		1140				1122	1.59	03/17/2023		

Batch R326171		SampType: DUP		Units mg/L							RPD Limit: 5	Date Analyzed
SampID: 23030001-037ADUP												
Analyses	Cert	RL	Qual	Result	Spike	SPK Ref Val	%REC	RPD Ref Val	%RPD	Date Analyzed		
Total Dissolved Solids		20		550				538.0	2.21	03/17/2023		

Batch R326217		SampType: MBLK		Units mg/L							Date Analyzed
SampID: MBLK											
Analyses	Cert	RL	Qual	Result	Spike	SPK Ref Val	%REC	Low Limit	High Limit	Date Analyzed	
Total Dissolved Solids		20		< 20	16.00	0	0	-100	100	03/18/2023	

Batch R326217		SampType: LCS		Units mg/L							Date Analyzed
SampID: LCS											
Analyses	Cert	RL	Qual	Result	Spike	SPK Ref Val	%REC	Low Limit	High Limit	Date Analyzed	
Total Dissolved Solids		20		998	1000	0	99.8	90	110	03/18/2023	

Batch R326217		SampType: DUP		Units mg/L							RPD Limit: 5	Date Analyzed
SampID: 23030001-019ADUP												
Analyses	Cert	RL	Qual	Result	Spike	SPK Ref Val	%REC	RPD Ref Val	%RPD	Date Analyzed		
Total Dissolved Solids		20		502				480.0	4.48	03/18/2023		

Batch R326327		SampType: MBLK		Units mg/L							Date Analyzed
SampID: MBLK											
Analyses	Cert	RL	Qual	Result	Spike	SPK Ref Val	%REC	Low Limit	High Limit	Date Analyzed	
Total Dissolved Solids		20		< 20	16.00	0	0	-100	100	03/21/2023	



Quality Control Results

<http://www.teklabinc.com/>

Client: Vistra Energy

Work Order: 23030001

Client Project: BAL-23Q1

Report Date: 26-Apr-23

STANDARD METHODS 2540 C (TOTAL) 1997, 2011

Batch R326327		SampType: LCS		Units mg/L							Date Analyzed
SampID: LCS											
Analyses	Cert	RL	Qual	Result	Spike	SPK Ref Val	%REC	Low Limit	High Limit	Date Analyzed	
Total Dissolved Solids		20		924	1000	0	92.4	90	110	03/21/2023	

Batch R326327		SampType: DUP		Units mg/L							RPD Limit: 5	Date Analyzed
SampID: 23030001-005ADUP												
Analyses	Cert	RL	Qual	Result	Spike	SPK Ref Val	%REC	RPD Ref Val	%RPD	Date Analyzed		
Total Dissolved Solids		20		942				904.0	4.12	03/21/2023		

Batch R326327		SampType: DUP		Units mg/L							RPD Limit: 5	Date Analyzed
SampID: 23030001-043ADUP												
Analyses	Cert	RL	Qual	Result	Spike	SPK Ref Val	%REC	RPD Ref Val	%RPD	Date Analyzed		
Total Dissolved Solids		20	R	20				0	200.00	03/21/2023		

STANDARD METHODS 4500-NO2 B (TOTAL) 2000, 2011

Batch R326032		SampType: MBLK		Units mg/L							Date Analyzed
SampID: MBLK											
Analyses	Cert	RL	Qual	Result	Spike	SPK Ref Val	%REC	Low Limit	High Limit	Date Analyzed	
Nitrogen, Nitrite (as N)		0.05		< 0.05	0.0250	0	0	-100	100	03/15/2023	
Nitrogen, Nitrite (as N)		0.05		< 0.05	0.0250	0	0	-100	100	03/16/2023	

Batch R326032		SampType: LCS		Units mg/L							Date Analyzed
SampID: LCS											
Analyses	Cert	RL	Qual	Result	Spike	SPK Ref Val	%REC	Low Limit	High Limit	Date Analyzed	
Nitrogen, Nitrite (as N)		0.25		0.66	0.6510	0	101.4	90	110	03/15/2023	
Nitrogen, Nitrite (as N)		0.25		0.62	0.6510	0	95.2	90	110	03/16/2023	

Batch R326032		SampType: MS		Units mg/L							Date Analyzed
SampID: 23030001-005AMS											
Analyses	Cert	RL	Qual	Result	Spike	SPK Ref Val	%REC	Low Limit	High Limit	Date Analyzed	
Nitrogen, Nitrite (as N)		0.05		0.51	0.5000	0	101.2	85	115	03/16/2023	

Batch R326032		SampType: MSD		Units mg/L							RPD Limit: 10	Date Analyzed
SampID: 23030001-005AMSD												
Analyses	Cert	RL	Qual	Result	Spike	SPK Ref Val	%REC	RPD Ref Val	%RPD	Date Analyzed		
Nitrogen, Nitrite (as N)		0.05		0.51	0.5000	0	102.8	0.5060	1.57	03/16/2023		



Quality Control Results

<http://www.teklabinc.com/>

Client: Vistra Energy

Work Order: 23030001

Client Project: BAL-23Q1

Report Date: 26-Apr-23

STANDARD METHODS 4500-NO2 B (TOTAL) 2000, 2011

Batch R326032		SampType: MS		Units mg/L							
SampID: 23030001-013AMS											
Analyses	Cert	RL	Qual	Result	Spike	SPK Ref Val	%REC	Low Limit	High Limit	Date Analyzed	
Nitrogen, Nitrite (as N)		0.05	E	1.02	0.5000	0.5340	96.8	85	115	03/16/2023	

Batch R326032		SampType: MSD		Units mg/L							
SampID: 23030001-013AMSD											
Analyses	Cert	RL	Qual	Result	Spike	SPK Ref Val	%REC	RPD Ref Val	%RPD	Date Analyzed	
Nitrogen, Nitrite (as N)		0.05	E	1.01	0.5000	0.5340	94.8	1.018	0.99	03/16/2023	

Batch R326032		SampType: MS		Units mg/L							
SampID: 23030001-019AMS											
Analyses	Cert	RL	Qual	Result	Spike	SPK Ref Val	%REC	Low Limit	High Limit	Date Analyzed	
Nitrogen, Nitrite (as N)		0.05		0.51	0.5000	0	101.4	85	115	03/16/2023	

Batch R326032		SampType: MSD		Units mg/L							
SampID: 23030001-019AMSD											
Analyses	Cert	RL	Qual	Result	Spike	SPK Ref Val	%REC	RPD Ref Val	%RPD	Date Analyzed	
Nitrogen, Nitrite (as N)		0.05		0.51	0.5000	0	101.2	0.5070	0.20	03/16/2023	

STANDARD METHODS 4500-NO3 F (TOTAL) 2000, 2011

Batch R326116		SampType: MBLK		Units mg/L							
SampID: ICB/MBLK											
Analyses	Cert	RL	Qual	Result	Spike	SPK Ref Val	%REC	Low Limit	High Limit	Date Analyzed	
Nitrogen, Nitrate (as N)		0.050		< 0.050						03/16/2023	
Nitrogen, Nitrate-Nitrite (as N)		0.050		< 0.050	0.0090	0	0	-100	100	03/16/2023	

Batch R326116		SampType: LCS		Units mg/L							
SampID: ICV/LCS											
Analyses	Cert	RL	Qual	Result	Spike	SPK Ref Val	%REC	Low Limit	High Limit	Date Analyzed	
Nitrogen, Nitrate-Nitrite (as N)		0.050		0.535	0.5000	0	107.0	90	110	03/16/2023	

Batch R326116		SampType: MS		Units mg/L							
SampID: 23030001-004AMS											
Analyses	Cert	RL	Qual	Result	Spike	SPK Ref Val	%REC	Low Limit	High Limit	Date Analyzed	
Nitrogen, Nitrate-Nitrite (as N)		0.050		0.319	0.2500	0.07700	96.8	85	115	03/16/2023	



Quality Control Results

<http://www.teklabinc.com/>

Client: Vistra Energy

Work Order: 23030001

Client Project: BAL-23Q1

Report Date: 26-Apr-23

STANDARD METHODS 4500-NO3 F (TOTAL) 2000, 2011

Batch R326116		SampType: MSD		Units mg/L			RPD Limit: 10			
SampID: 23030001-004AMSD										
Analyses	Cert	RL	Qual	Result	Spike	SPK Ref Val	%REC	RPD Ref Val	%RPD	Date Analyzed
Nitrogen, Nitrate-Nitrite (as N)		0.050		0.321	0.2500	0.07700	97.6	0.3190	0.63	03/16/2023

Batch R326116		SampType: MS		Units mg/L			RPD Limit: 10			
SampID: 23030001-042AMS										
Analyses	Cert	RL	Qual	Result	Spike	SPK Ref Val	%REC	Low Limit	High Limit	Date Analyzed
Nitrogen, Nitrate-Nitrite (as N)		0.050		0.846	0.2500	0.5860	104.0	85	115	03/16/2023

Batch R326116		SampType: MSD		Units mg/L			RPD Limit: 10			
SampID: 23030001-042AMSD										
Analyses	Cert	RL	Qual	Result	Spike	SPK Ref Val	%REC	RPD Ref Val	%RPD	Date Analyzed
Nitrogen, Nitrate-Nitrite (as N)		0.050		0.848	0.2500	0.5860	104.8	0.8460	0.24	03/16/2023

SW-846 9036 (DISSOLVED)

Batch R326293		SampType: MS		Units mg/L			RPD Limit: 10			
SampID: 23030001-016BMS										
Analyses	Cert	RL	Qual	Result	Spike	SPK Ref Val	%REC	Low Limit	High Limit	Date Analyzed
Sulfate		20		78	40.00	39.11	97.0	85	115	03/21/2023

Batch R326293		SampType: MSD		Units mg/L			RPD Limit: 10			
SampID: 23030001-016BMSD										
Analyses	Cert	RL	Qual	Result	Spike	SPK Ref Val	%REC	RPD Ref Val	%RPD	Date Analyzed
Sulfate		20		79	40.00	39.11	100.8	77.91	1.92	03/21/2023

Batch R326465		SampType: MS		Units mg/L			RPD Limit: 10			
SampID: 23030001-008BMS										
Analyses	Cert	RL	Qual	Result	Spike	SPK Ref Val	%REC	Low Limit	High Limit	Date Analyzed
Sulfate		50		173	100.0	77.86	95.6	85	115	03/23/2023

Batch R326465		SampType: MSD		Units mg/L			RPD Limit: 10			
SampID: 23030001-008BMSD										
Analyses	Cert	RL	Qual	Result	Spike	SPK Ref Val	%REC	RPD Ref Val	%RPD	Date Analyzed
Sulfate		50		169	100.0	77.86	91.5	173.4	2.39	03/23/2023



Quality Control Results

<http://www.teklabinc.com/>

Client: Vistra Energy

Work Order: 23030001

Client Project: BAL-23Q1

Report Date: 26-Apr-23

SW-846 9036 (TOTAL)

Batch R326293		SampType: MBLK		Units mg/L						
SampID: ICB/MBLK										
Analyses	Cert	RL	Qual	Result	Spike	SPK Ref Val	%REC	Low Limit	High Limit	Date Analyzed
Sulfate		10		< 10	6.140	0	0	-100	100	03/21/2023

Batch R326293		SampType: LCS		Units mg/L						
SampID: ICV/LCS										
Analyses	Cert	RL	Qual	Result	Spike	SPK Ref Val	%REC	Low Limit	High Limit	Date Analyzed
Sulfate		10		20	20.00	0	98.0	90	110	03/21/2023

Batch R326293		SampType: MS		Units mg/L						
SampID: 23030001-009AMS										
Analyses	Cert	RL	Qual	Result	Spike	SPK Ref Val	%REC	Low Limit	High Limit	Date Analyzed
Sulfate		10		46	20.00	26.92	97.6	85	115	03/21/2023

Batch R326293		SampType: MSD		Units mg/L						
SampID: 23030001-009AMSD										
Analyses	Cert	RL	Qual	Result	Spike	SPK Ref Val	%REC	RPD Ref Val	%RPD	Date Analyzed
Sulfate		10		47	20.00	26.92	98.9	46.44	0.54	03/21/2023

Batch R326465		SampType: MBLK		Units mg/L						
SampID: ICB/MBLK										
Analyses	Cert	RL	Qual	Result	Spike	SPK Ref Val	%REC	Low Limit	High Limit	Date Analyzed
Sulfate		10		< 10	6.140	0	0	-100	100	03/23/2023

Batch R326465		SampType: LCS		Units mg/L						
SampID: ICV/LCS										
Analyses	Cert	RL	Qual	Result	Spike	SPK Ref Val	%REC	Low Limit	High Limit	Date Analyzed
Sulfate		10		19	20.00	0	96.7	90	110	03/23/2023

Batch R326465		SampType: MS		Units mg/L						
SampID: 23030001-020AMS										
Analyses	Cert	RL	Qual	Result	Spike	SPK Ref Val	%REC	Low Limit	High Limit	Date Analyzed
Sulfate		20	S	92	40.00	42.90	121.6	85	115	03/23/2023

Batch R326465		SampType: MSD		Units mg/L						
SampID: 23030001-020AMSD										
Analyses	Cert	RL	Qual	Result	Spike	SPK Ref Val	%REC	RPD Ref Val	%RPD	Date Analyzed
Sulfate		20		85	40.00	42.90	105.0	91.53	7.50	03/23/2023



Quality Control Results

<http://www.teklabinc.com/>

Client: Vistra Energy

Work Order: 23030001

Client Project: BAL-23Q1

Report Date: 26-Apr-23

SW-846 9036 (TOTAL)

Batch R326465		SampType: MS		Units mg/L						
SampID: 23030001-033AMS										
Analyses	Cert	RL	Qual	Result	Spike	SPK Ref Val	%REC	Low Limit	High Limit	Date Analyzed
Sulfate		100		369	200.0	185.5	91.6	85	115	03/23/2023

Batch R326465		SampType: MSD		Units mg/L							RPD Limit: 10
SampID: 23030001-033AMSD											
Analyses	Cert	RL	Qual	Result	Spike	SPK Ref Val	%REC	RPD Ref Val	%RPD	Date Analyzed	
Sulfate		100		381	200.0	185.5	97.7	368.8	3.24	03/23/2023	

Batch R326465		SampType: MS		Units mg/L						
SampID: 23030001-042AMS										
Analyses	Cert	RL	Qual	Result	Spike	SPK Ref Val	%REC	Low Limit	High Limit	Date Analyzed
Sulfate		100		371	200.0	178.5	96.1	85	115	03/23/2023

Batch R326465		SampType: MSD		Units mg/L							RPD Limit: 10
SampID: 23030001-042AMSD											
Analyses	Cert	RL	Qual	Result	Spike	SPK Ref Val	%REC	RPD Ref Val	%RPD	Date Analyzed	
Sulfate		100		376	200.0	178.5	98.7	370.7	1.35	03/23/2023	

Batch R326589		SampType: MBLK		Units mg/L						
SampID: ICB/MBLK										
Analyses	Cert	RL	Qual	Result	Spike	SPK Ref Val	%REC	Low Limit	High Limit	Date Analyzed
Sulfate		10		< 10	6.140	0	0	-100	100	03/28/2023

Batch R326589		SampType: LCS		Units mg/L						
SampID: ICV/LCS										
Analyses	Cert	RL	Qual	Result	Spike	SPK Ref Val	%REC	Low Limit	High Limit	Date Analyzed
Sulfate		10		20	20.00	0	99.2	90	110	03/28/2023

SW-846 9214 (TOTAL)

Batch R326384		SampType: MBLK		Units mg/L						
SampID: MBLK										
Analyses	Cert	RL	Qual	Result	Spike	SPK Ref Val	%REC	Low Limit	High Limit	Date Analyzed
Fluoride		0.10		< 0.10	0.0370	0	0	-100	100	03/23/2023



Quality Control Results

<http://www.teklabinc.com/>

Client: Vistra Energy

Work Order: 23030001

Client Project: BAL-23Q1

Report Date: 26-Apr-23

SW-846 9214 (TOTAL)

Batch R326384		SampType: LCS		Units mg/L							
SampID: LCS											
Analyses	Cert	RL	Qual	Result	Spike	SPK Ref Val	%REC	Low Limit	High Limit	Date Analyzed	
Fluoride		0.10		0.99	1.000	0	99.0	90	110	03/23/2023	

Batch R326384		SampType: MS		Units mg/L							
SampID: 23030001-012AMS											
Analyses	Cert	RL	Qual	Result	Spike	SPK Ref Val	%REC	Low Limit	High Limit	Date Analyzed	
Fluoride		0.10		2.26	2.000	0.2040	102.8	75	125	03/23/2023	

Batch R326384		SampType: MSD		Units mg/L							
SampID: 23030001-012AMSD											
Analyses	Cert	RL	Qual	Result	Spike	SPK Ref Val	%REC	RPD Ref Val	%RPD	Date Analyzed	
Fluoride		0.10		2.29	2.000	0.2040	104.1	2.260	1.14	03/23/2023	

Batch R326384		SampType: MS		Units mg/L							
SampID: 23030001-021AMS											
Analyses	Cert	RL	Qual	Result	Spike	SPK Ref Val	%REC	Low Limit	High Limit	Date Analyzed	
Fluoride		0.10		4.74	2.000	2.542	110.2	75	125	03/23/2023	

Batch R326384		SampType: MSD		Units mg/L							
SampID: 23030001-021AMSD											
Analyses	Cert	RL	Qual	Result	Spike	SPK Ref Val	%REC	RPD Ref Val	%RPD	Date Analyzed	
Fluoride		0.10		4.73	2.000	2.542	109.2	4.745	0.42	03/23/2023	

Batch R326384		SampType: MS		Units mg/L							
SampID: 23030001-028AMS											
Analyses	Cert	RL	Qual	Result	Spike	SPK Ref Val	%REC	Low Limit	High Limit	Date Analyzed	
Fluoride		0.10		2.64	2.000	0.6520	99.6	75	125	03/23/2023	

Batch R326384		SampType: MSD		Units mg/L							
SampID: 23030001-028AMSD											
Analyses	Cert	RL	Qual	Result	Spike	SPK Ref Val	%REC	RPD Ref Val	%RPD	Date Analyzed	
Fluoride		0.10		2.61	2.000	0.6520	98.0	2.643	1.22	03/23/2023	

Batch R326384		SampType: MS		Units mg/L							
SampID: 23030001-041AMS											
Analyses	Cert	RL	Qual	Result	Spike	SPK Ref Val	%REC	Low Limit	High Limit	Date Analyzed	
Fluoride		0.10		2.20	2.000	0.2220	98.8	75	125	03/23/2023	



Quality Control Results

<http://www.teklabinc.com/>

Client: Vistra Energy

Work Order: 23030001

Client Project: BAL-23Q1

Report Date: 26-Apr-23

SW-846 9214 (TOTAL)

Batch R326384		SampType: MSD		Units mg/L				RPD Limit: 15			
SampID: 23030001-041AMSD											
Analyses	Cert	RL	Qual	Result	Spike	SPK Ref Val	%REC	RPD Ref Val	%RPD	Date Analyzed	
Fluoride		0.10		2.19	2.000	0.2220	98.5	2.198	0.32	03/23/2023	

Batch R326384		SampType: MS		Units mg/L				RPD Limit: 15			
SampID: 23030001-043AMS											
Analyses	Cert	RL	Qual	Result	Spike	SPK Ref Val	%REC	Low Limit	High Limit	Date Analyzed	
Fluoride		0.10		1.98	2.000	0	98.9	75	125	03/23/2023	

Batch R326384		SampType: MSD		Units mg/L				RPD Limit: 15			
SampID: 23030001-043AMSD											
Analyses	Cert	RL	Qual	Result	Spike	SPK Ref Val	%REC	RPD Ref Val	%RPD	Date Analyzed	
Fluoride		0.10		1.96	2.000	0	97.8	1.978	1.07	03/23/2023	

SW-846 9251 (DISSOLVED)

Batch R326300		SampType: MS		Units mg/L				RPD Limit: 15			
SampID: 23030001-008BMS											
Analyses	Cert	RL	Qual	Result	Spike	SPK Ref Val	%REC	Low Limit	High Limit	Date Analyzed	
Chloride		4		35	20.00	17.59	88.8	85	115	03/21/2023	

Batch R326300		SampType: MSD		Units mg/L				RPD Limit: 15			
SampID: 23030001-008BMSD											
Analyses	Cert	RL	Qual	Result	Spike	SPK Ref Val	%REC	RPD Ref Val	%RPD	Date Analyzed	
Chloride		4		35	20.00	17.59	88.8	35.34	0.06	03/21/2023	

Batch R326300		SampType: MS		Units mg/L				RPD Limit: 15			
SampID: 23030001-016BMS											
Analyses	Cert	RL	Qual	Result	Spike	SPK Ref Val	%REC	Low Limit	High Limit	Date Analyzed	
Chloride		8		92	40.00	55.75	90.8	85	115	03/21/2023	

Batch R326300		SampType: MSD		Units mg/L				RPD Limit: 15			
SampID: 23030001-016BMSD											
Analyses	Cert	RL	Qual	Result	Spike	SPK Ref Val	%REC	RPD Ref Val	%RPD	Date Analyzed	
Chloride		8		93	40.00	55.75	92.1	92.06	0.55	03/21/2023	



Quality Control Results

<http://www.teklabinc.com/>

Client: Vistra Energy

Work Order: 23030001

Client Project: BAL-23Q1

Report Date: 26-Apr-23

SW-846 9251 (TOTAL)

Batch R326300		SampType: MBLK		Units mg/L							
SampID: ICB/MBLK											
Analyses	Cert	RL	Qual	Result	Spike	SPK Ref Val	%REC	Low Limit	High Limit	Date Analyzed	
Chloride		4		< 4	0.5000	0	0	-100	100	03/21/2023	

Batch R326300		SampType: LCS		Units mg/L							
SampID: ICV/LCS											
Analyses	Cert	RL	Qual	Result	Spike	SPK Ref Val	%REC	Low Limit	High Limit	Date Analyzed	
Chloride		4		19	20.00	0	97.0	90	110	03/21/2023	

Batch R326300		SampType: MS		Units mg/L							
SampID: 23030001-009AMS											
Analyses	Cert	RL	Qual	Result	Spike	SPK Ref Val	%REC	Low Limit	High Limit	Date Analyzed	
Chloride		4		44	20.00	26.20	89.0	85	115	03/21/2023	

Batch R326300		SampType: MSD		Units mg/L							
SampID: 23030001-009AMSD											
Analyses	Cert	RL	Qual	Result	Spike	SPK Ref Val	%REC	RPD Ref Val	%RPD	Date Analyzed	
Chloride		4		44	20.00	26.20	89.8	43.99	0.36	03/21/2023	

Batch R326477		SampType: MBLK		Units mg/L							
SampID: ICB/MBLK											
Analyses	Cert	RL	Qual	Result	Spike	SPK Ref Val	%REC	Low Limit	High Limit	Date Analyzed	
Chloride		4		< 4	0.5000	0	0	-100	100	03/23/2023	

Batch R326477		SampType: LCS		Units mg/L							
SampID: ICV/LCS											
Analyses	Cert	RL	Qual	Result	Spike	SPK Ref Val	%REC	Low Limit	High Limit	Date Analyzed	
Chloride		4		19	20.00	0	96.8	90	110	03/23/2023	

Batch R326477		SampType: MS		Units mg/L							
SampID: 23030001-020AMS											
Analyses	Cert	RL	Qual	Result	Spike	SPK Ref Val	%REC	Low Limit	High Limit	Date Analyzed	
Chloride		4		48	20.00	30.38	90.2	85	115	03/23/2023	

Batch R326477		SampType: MSD		Units mg/L							
SampID: 23030001-020AMSD											
Analyses	Cert	RL	Qual	Result	Spike	SPK Ref Val	%REC	RPD Ref Val	%RPD	Date Analyzed	
Chloride		4		49	20.00	30.38	92.5	48.43	0.92	03/23/2023	



Quality Control Results

<http://www.teklabinc.com/>

Client: Vistra Energy

Work Order: 23030001

Client Project: BAL-23Q1

Report Date: 26-Apr-23

SW-846 9251 (TOTAL)

Batch R326477		SampType: MS		Units mg/L							Date Analyzed
SampID: 23030001-033AMS											
Analyses	Cert	RL	Qual	Result	Spike	SPK Ref Val	%REC	Low Limit	High Limit	Date Analyzed	
Chloride		80		955	400.0	606.5	87.1	85	115	03/23/2023	

Batch R326477		SampType: MSD		Units mg/L							RPD Limit: 15	Date Analyzed
SampID: 23030001-033AMSD												
Analyses	Cert	RL	Qual	Result	Spike	SPK Ref Val	%REC	RPD Ref Val	%RPD	Date Analyzed		
Chloride		80		953	400.0	606.5	86.7	954.8	0.18	03/23/2023		

Batch R326477		SampType: MS		Units mg/L							Date Analyzed
SampID: 23030001-042AMS											
Analyses	Cert	RL	Qual	Result	Spike	SPK Ref Val	%REC	Low Limit	High Limit	Date Analyzed	
Chloride		40		334	200.0	156.1	89.0	85	115	03/23/2023	

Batch R326477		SampType: MSD		Units mg/L							RPD Limit: 15	Date Analyzed
SampID: 23030001-042AMSD												
Analyses	Cert	RL	Qual	Result	Spike	SPK Ref Val	%REC	RPD Ref Val	%RPD	Date Analyzed		
Chloride		40		337	200.0	156.1	90.6	334.1	0.95	03/23/2023		

Batch R326602		SampType: MBLK		Units mg/L							Date Analyzed
SampID: ICB/MBLK											
Analyses	Cert	RL	Qual	Result	Spike	SPK Ref Val	%REC	Low Limit	High Limit	Date Analyzed	
Chloride		4		< 4	0.5000	0	0	-100	100	03/28/2023	

Batch R326602		SampType: LCS		Units mg/L							Date Analyzed
SampID: ICV/LCS											
Analyses	Cert	RL	Qual	Result	Spike	SPK Ref Val	%REC	Low Limit	High Limit	Date Analyzed	
Chloride		4		20	20.00	0	98.3	90	110	03/28/2023	



Quality Control Results

<http://www.teklabinc.com/>

Client: Vistra Energy

Work Order: 23030001

Client Project: BAL-23Q1

Report Date: 26-Apr-23

SW-846 3005A, 6010B, METALS BY ICP (TOTAL)

Batch 203972 SampType: MBLK Units mg/L

SampID: MBLK-203972

Analyses	Cert	RL	Qual	Result	Spike	SPK Ref Val	%REC	Low Limit	High Limit	Date Analyzed
Antimony		0.0500		< 0.0500	0.0068	0	0	-100	100	03/17/2023
Arsenic		0.0250		< 0.0250	0.0087	0	0	-100	100	03/17/2023
Barium		0.0025		< 0.0025	0.0007	0	0	-100	100	03/17/2023
Beryllium		0.0005		< 0.0005	0.0002	0	0	-100	100	03/17/2023
Boron		0.0200		< 0.0200	0.0090	0	0	-100	100	03/17/2023
Boron		0.0200		< 0.0200	0.0090	0	0	-100	100	03/17/2023
Cadmium		0.0020		< 0.0020	0.0005	0	0	-100	100	03/17/2023
Calcium		0.100		< 0.100	0.0350	0	0	-100	100	03/17/2023
Calcium		0.100		< 0.100	0.0350	0	0	-100	100	03/17/2023
Chromium		0.0050		< 0.0050	0.0028	0	0	-100	100	03/17/2023
Cobalt		0.0050		< 0.0050	0.0020	0	0	-100	100	03/17/2023
Iron		0.0400		< 0.0400	0.0200	0	0	-100	100	03/17/2023
Iron		0.0400		< 0.0400	0.0200	0	0	-100	100	03/17/2023
Lead		0.0150		< 0.0150	0.0040	0	0	-100	100	03/17/2023
Lithium	*	0.0050		< 0.0050	0.0019	0	0	-100	100	03/17/2023
Magnesium		0.0500		< 0.0500	0.0055	0	0	-100	100	03/17/2023
Magnesium		0.0500	JS	0.0061	0.0055	0	110.9	-100	100	03/17/2023
Manganese		0.0070		< 0.0070	0.0025	0	0	-100	100	03/17/2023
Manganese		0.0070		< 0.0070	0.0025	0	0	-100	100	03/17/2023
Molybdenum		0.0100		< 0.0100	0.0037	0	0	-100	100	03/17/2023
Potassium		0.100		< 0.100	0.0400	0	0	-100	100	03/17/2023
Potassium		0.100		< 0.100	0.0400	0	0	-100	100	03/17/2023
Selenium		0.0400		< 0.0400	0.0170	0	0	-100	100	03/17/2023
Sodium		0.0500		< 0.0500	0.0180	0	0	-100	100	03/17/2023
Sodium		0.0500		< 0.0500	0.0180	0	0	-100	100	03/17/2023
Thallium		0.0500		< 0.0500	0.0111	0	0	-100	100	03/17/2023



Quality Control Results

<http://www.teklabinc.com/>

Client: Vistra Energy

Work Order: 23030001

Client Project: BAL-23Q1

Report Date: 26-Apr-23

SW-846 3005A, 6010B, METALS BY ICP (TOTAL)

Batch 203972 SampType: LCS Units mg/L

SampID: LCS-203972

Analyses	Cert	RL	Qual	Result	Spike	SPK Ref Val	%REC	Low Limit	High Limit	Date Analyzed
Antimony		0.0500		0.491	0.5000	0	98.1	85	115	03/17/2023
Arsenic		0.0250		0.517	0.5000	0	103.4	85	115	03/17/2023
Barium		0.0025		1.92	2.000	0	95.9	85	115	03/17/2023
Beryllium		0.0005		0.0490	0.0500	0	98.0	85	115	03/17/2023
Boron		0.0200		0.498	0.5000	0	99.6	85	115	03/17/2023
Boron		0.0200		0.492	0.5000	0	98.3	85	115	03/17/2023
Cadmium		0.0020		0.0501	0.0500	0	100.2	85	115	03/17/2023
Calcium		0.100		2.54	2.500	0	101.6	85	115	03/17/2023
Calcium		0.100		2.50	2.500	0	100.1	85	115	03/17/2023
Chromium		0.0050		0.195	0.2000	0	97.4	85	115	03/17/2023
Cobalt		0.0050		0.493	0.5000	0	98.6	85	115	03/17/2023
Iron		0.0400		1.94	2.000	0	97.0	85	115	03/17/2023
Iron		0.0400		2.01	2.000	0	100.6	85	115	03/17/2023
Lead		0.0150		0.491	0.5000	0	98.2	85	115	03/17/2023
Lithium	*	0.0050		0.492	0.5000	0	98.4	85	115	03/17/2023
Magnesium		0.0500		2.49	2.500	0	99.4	85	115	03/17/2023
Magnesium		0.0500	B	2.56	2.500	0	102.4	85	115	03/17/2023
Manganese		0.0070		0.490	0.5000	0	98.0	85	115	03/17/2023
Manganese		0.0070		0.504	0.5000	0	100.9	85	115	03/17/2023
Molybdenum		0.0100		0.482	0.5000	0	96.4	85	115	03/17/2023
Potassium		0.100		2.33	2.500	0	93.2	85	115	03/17/2023
Potassium		0.100		2.42	2.500	0	96.7	85	115	03/17/2023
Selenium		0.0400		0.504	0.5000	0	100.8	85	115	03/17/2023
Sodium		0.0500		2.31	2.500	0	92.4	85	115	03/17/2023
Sodium		0.0500		2.36	2.500	0	94.6	85	115	03/17/2023
Thallium		0.0500		0.251	0.2500	0	100.4	85	115	03/17/2023



Quality Control Results

<http://www.teklabinc.com/>

Client: Vistra Energy

Work Order: 23030001

Client Project: BAL-23Q1

Report Date: 26-Apr-23

SW-846 3005A, 6010B, METALS BY ICP (TOTAL)

Batch 203972		SampType: LCSD		Units mg/L				RPD Limit: 20		
SampID: LCSD-203972										
Analyses	Cert	RL	Qual	Result	Spike	SPK Ref Val	%REC	RPD Ref Val	%RPD	Date Analyzed
Antimony		0.0500		0.487	0.5000	0	97.3	0.4906	0.82	03/17/2023
Arsenic		0.0250		0.515	0.5000	0	103.0	0.5171	0.37	03/17/2023
Barium		0.0025		1.90	2.000	0	95.2	1.918	0.73	03/17/2023
Beryllium		0.0005		0.0485	0.0500	0	97.0	0.04900	1.03	03/17/2023
Boron		0.0200		0.489	0.5000	0	97.8	0.4916	0.57	03/17/2023
Boron		0.0200		0.512	0.5000	0	102.4	0.4981	2.77	03/17/2023
Cadmium		0.0020		0.0498	0.0500	0	99.6	0.05010	0.60	03/17/2023
Calcium		0.100		2.53	2.500	0	101.1	2.541	0.49	03/17/2023
Calcium		0.100		2.56	2.500	0	102.4	2.503	2.25	03/17/2023
Chromium		0.0050		0.194	0.2000	0	96.8	0.1948	0.67	03/17/2023
Cobalt		0.0050		0.485	0.5000	0	96.9	0.4928	1.66	03/17/2023
Iron		0.0400		1.93	2.000	0	96.6	1.941	0.51	03/17/2023
Iron		0.0400		2.06	2.000	0	103.0	2.011	2.41	03/17/2023
Lead		0.0150		0.489	0.5000	0	97.7	0.4910	0.47	03/17/2023
Lithium	*	0.0050		0.488	0.5000	0	97.6	0.4919	0.78	03/17/2023
Magnesium		0.0500	B	2.53	2.500	0	101.1	2.561	1.28	03/17/2023
Magnesium		0.0500		2.54	2.500	0	101.7	2.486	2.23	03/17/2023
Manganese		0.0070		0.482	0.5000	0	96.4	0.4898	1.61	03/17/2023
Manganese		0.0070		0.514	0.5000	0	102.8	0.5043	1.89	03/17/2023
Molybdenum		0.0100		0.474	0.5000	0	94.9	0.4819	1.57	03/17/2023
Potassium		0.100		2.41	2.500	0	96.6	2.417	0.08	03/17/2023
Potassium		0.100		2.38	2.500	0	95.4	2.330	2.29	03/17/2023
Selenium		0.0400		0.487	0.5000	0	97.4	0.5040	3.41	03/17/2023
Sodium		0.0500		2.35	2.500	0	94.1	2.364	0.48	03/17/2023
Sodium		0.0500		2.36	2.500	0	94.2	2.309	1.97	03/17/2023
Thallium		0.0500		0.248	0.2500	0	99.3	0.2510	1.12	03/17/2023

Batch 203972		SampType: MS		Units mg/L						
SampID: 23030001-022BMS										
Analyses	Cert	RL	Qual	Result	Spike	SPK Ref Val	%REC	Low Limit	High Limit	Date Analyzed
Calcium		0.100	S	253	2.500	244.2	367.6	75	125	03/17/2023
Magnesium		0.0500	BS	115	2.500	109.8	218.4	75	125	03/17/2023
Potassium		0.100		7.04	2.500	4.442	103.8	75	125	03/17/2023
Sodium		0.0500	S	74.6	2.500	69.99	182.8	75	125	03/17/2023



Quality Control Results

<http://www.teklabinc.com/>

Client: Vistra Energy

Work Order: 23030001

Client Project: BAL-23Q1

Report Date: 26-Apr-23

SW-846 3005A, 6010B, METALS BY ICP (TOTAL)

Batch 203972		SampType: MSD		Units mg/L				RPD Limit: 20			
SampID: 23030001-022BMSD											
Analyses	Cert	RL	Qual	Result	Spike	SPK Ref Val	%REC	RPD Ref Val	%RPD	Date Analyzed	
Calcium		0.100	S	264	2.500	244.2	803.6	253.4	4.21	03/17/2023	
Magnesium		0.0500	BS	120	2.500	109.8	403.2	115.2	3.93	03/17/2023	
Potassium		0.100		7.37	2.500	4.442	117.0	7.039	4.57	03/17/2023	
Sodium		0.0500	S	78.4	2.500	69.99	337.6	74.56	5.06	03/17/2023	

Batch 203973		SampType: MBLK		Units mg/L							
SampID: MBLK-203973											
Analyses	Cert	RL	Qual	Result	Spike	SPK Ref Val	%REC	Low Limit	High Limit	Date Analyzed	
Calcium		0.100		< 0.100	0.0350	0	0	-100	100	03/17/2023	
Magnesium		0.0500		< 0.0500	0.0055	0	0	-100	100	03/17/2023	
Potassium		0.100		< 0.100	0.0400	0	0	-100	100	03/17/2023	
Sodium		0.0500		< 0.0500	0.0180	0	0	-100	100	03/17/2023	

Batch 203973		SampType: LCS		Units mg/L							
SampID: LCS-203973											
Analyses	Cert	RL	Qual	Result	Spike	SPK Ref Val	%REC	Low Limit	High Limit	Date Analyzed	
Calcium		0.100		2.54	2.500	0	101.8	85	115	03/17/2023	
Magnesium		0.0500		2.50	2.500	0	100.0	85	115	03/17/2023	
Potassium		0.100		2.44	2.500	0	97.4	85	115	03/17/2023	
Sodium		0.0500		2.35	2.500	0	94.1	85	115	03/17/2023	

Batch 203973		SampType: MS		Units mg/L							
SampID: 23030001-005CMS											
Analyses	Cert	RL	Qual	Result	Spike	SPK Ref Val	%REC	Low Limit	High Limit	Date Analyzed	
Calcium		0.100	S	134	2.500	124.6	384.0	75	125	03/17/2023	
Magnesium		0.0500	S	64.8	2.500	59.17	226.7	75	125	03/17/2023	
Potassium		0.100		3.13	2.500	0.5150	104.5	75	125	03/17/2023	
Sodium		0.0500	S	116	2.500	106.5	387.6	75	125	03/17/2023	

Batch 203973		SampType: MSD		Units mg/L				RPD Limit: 20			
SampID: 23030001-005CMSD											
Analyses	Cert	RL	Qual	Result	Spike	SPK Ref Val	%REC	RPD Ref Val	%RPD	Date Analyzed	
Calcium		0.100	S	126	2.500	124.6	43.6	134.2	6.55	03/17/2023	
Magnesium		0.0500	S	60.7	2.500	59.17	59.3	64.84	6.67	03/17/2023	
Potassium		0.100		2.90	2.500	0.5150	95.4	3.126	7.52	03/17/2023	
Sodium		0.0500	S	108	2.500	106.5	59.6	116.2	7.31	03/17/2023	



Quality Control Results

<http://www.teklabinc.com/>

Client: Vistra Energy

Work Order: 23030001

Client Project: BAL-23Q1

Report Date: 26-Apr-23

SW-846 3005A, 6010B, METALS BY ICP (TOTAL)

Batch 203973 SampType: MS Units mg/L

SampID: 23030001-017CMS

Analyses	Cert	RL	Qual	Result	Spike	SPK Ref Val	%REC	Low Limit	High Limit	Date Analyzed
Calcium		0.100	S	86.4	2.500	81.04	212.4	75	125	03/17/2023
Magnesium		0.0500		2.65	2.500	0.1715	99.3	75	125	03/17/2023
Potassium		0.100		6.57	2.500	4.123	97.8	75	125	03/17/2023
Sodium		0.0500	S	72.3	2.500	68.55	150.8	75	125	03/17/2023

Batch 203973 SampType: MSD Units mg/L

SampID: 23030001-017CMSD

RPD Limit: 20

Analyses	Cert	RL	Qual	Result	Spike	SPK Ref Val	%REC	RPD Ref Val	%RPD	Date Analyzed
Calcium		0.100	S	85.4	2.500	81.04	174.4	86.35	1.11	03/17/2023
Magnesium		0.0500		2.64	2.500	0.1715	98.9	2.654	0.39	03/17/2023
Potassium		0.100		6.60	2.500	4.123	98.9	6.568	0.43	03/17/2023
Sodium		0.0500	S	72.3	2.500	68.55	150.0	72.32	0.03	03/17/2023

Batch 203987 SampType: MBLK Units mg/L

SampID: MBLK-203987

Analyses	Cert	RL	Qual	Result	Spike	SPK Ref Val	%REC	Low Limit	High Limit	Date Analyzed
Antimony		0.0500		< 0.0500	0.0068	0	0	-100	100	03/17/2023
Arsenic		0.0250		< 0.0250	0.0087	0	0	-100	100	03/17/2023
Barium		0.0025		< 0.0025	0.0007	0	0	-100	100	03/17/2023
Beryllium		0.0005		< 0.0005	0.0002	0	0	-100	100	03/17/2023
Boron		0.0200		< 0.0200	0.0090	0	0	-100	100	03/17/2023
Cadmium		0.0020		< 0.0020	0.0005	0	0	-100	100	03/17/2023
Calcium		0.100		< 0.100	0.0350	0	0	-100	100	03/17/2023
Chromium		0.0050		< 0.0050	0.0028	0	0	-100	100	03/17/2023
Cobalt		0.0050		< 0.0050	0.0020	0	0	-100	100	03/17/2023
Iron		0.0400		< 0.0400	0.0200	0	0	-100	100	03/17/2023
Lead		0.0150		< 0.0150	0.0040	0	0	-100	100	03/17/2023
Lithium	*	0.0050		< 0.0050	0.0019	0	0	-100	100	03/17/2023
Magnesium		0.0500		< 0.0500	0.0055	0	0	-100	100	03/17/2023
Manganese		0.0070		< 0.0070	0.0025	0	0	-100	100	03/17/2023
Molybdenum		0.0100		< 0.0100	0.0037	0	0	-100	100	03/17/2023
Potassium		0.100		< 0.100	0.0400	0	0	-100	100	03/17/2023
Selenium		0.0400		< 0.0400	0.0170	0	0	-100	100	03/17/2023
Sodium		0.0500		< 0.0500	0.0180	0	0	-100	100	03/17/2023
Thallium		0.0500		< 0.0500	0.0111	0	0	-100	100	03/17/2023



Quality Control Results

<http://www.teklabinc.com/>

Client: Vistra Energy

Work Order: 23030001

Client Project: BAL-23Q1

Report Date: 26-Apr-23

SW-846 3005A, 6010B, METALS BY ICP (TOTAL)

Batch 203987 SampType: LCS Units mg/L

SampID: LCS-203987

Analyses	Cert	RL	Qual	Result	Spike	SPK Ref Val	%REC	Low Limit	High Limit	Date Analyzed
Antimony		0.0500		0.484	0.5000	0	96.7	85	115	03/17/2023
Arsenic		0.0250		0.514	0.5000	0	102.9	85	115	03/17/2023
Barium		0.0025		1.91	2.000	0	95.3	85	115	03/17/2023
Beryllium		0.0005		0.0482	0.0500	0	96.4	85	115	03/17/2023
Boron		0.0200		0.484	0.5000	0	96.9	85	115	03/17/2023
Cadmium		0.0020		0.0485	0.0500	0	97.0	85	115	03/17/2023
Calcium		0.100		2.54	2.500	0	101.5	85	115	03/17/2023
Chromium		0.0050		0.190	0.2000	0	95.2	85	115	03/17/2023
Cobalt		0.0050		0.488	0.5000	0	97.5	85	115	03/17/2023
Iron		0.0400		1.92	2.000	0	95.9	85	115	03/17/2023
Lead		0.0150		0.480	0.5000	0	96.0	85	115	03/17/2023
Lithium	*	0.0050		0.490	0.5000	0	98.0	85	115	03/17/2023
Magnesium		0.0500		2.50	2.500	0	100.1	85	115	03/17/2023
Manganese		0.0070		0.478	0.5000	0	95.7	85	115	03/17/2023
Molybdenum		0.0100		0.476	0.5000	0	95.3	85	115	03/17/2023
Potassium		0.100		2.43	2.500	0	97.1	85	115	03/17/2023
Selenium		0.0400		0.484	0.5000	0	96.9	85	115	03/17/2023
Sodium		0.0500		2.35	2.500	0	94.1	85	115	03/17/2023
Thallium		0.0500		0.241	0.2500	0	96.4	85	115	03/17/2023

Batch 203987 SampType: MS Units mg/L

SampID: 23030001-040BMS

Analyses	Cert	RL	Qual	Result	Spike	SPK Ref Val	%REC	Low Limit	High Limit	Date Analyzed
Calcium		0.100		139	2.500	137.5	79.2	75	125	03/17/2023
Magnesium		0.0500		54.7	2.500	52.57	83.9	75	125	03/17/2023
Potassium		0.100		2.92	2.500	0.4782	97.6	75	125	03/17/2023
Sodium		0.0500	S	40.6	2.500	38.99	66.0	75	125	03/17/2023

Batch 203987 SampType: MSD Units mg/L

RPD Limit: 20

SampID: 23030001-040BMSD

Analyses	Cert	RL	Qual	Result	Spike	SPK Ref Val	%REC	RPD Ref Val	%RPD	Date Analyzed
Calcium		0.100	S	135	2.500	137.5	-108.0	139.5	3.41	03/17/2023
Magnesium		0.0500	S	53.0	2.500	52.57	16.2	54.67	3.14	03/17/2023
Potassium		0.100		2.84	2.500	0.4782	94.3	2.918	2.89	03/17/2023
Sodium		0.0500	S	39.3	2.500	38.99	13.6	40.64	3.28	03/17/2023



Quality Control Results

<http://www.teklabinc.com/>

Client: Vistra Energy

Work Order: 23030001

Client Project: BAL-23Q1

Report Date: 26-Apr-23

SW-846 3005A, 6010B, METALS BY ICP (TOTAL)

Batch 203987 SampType: MS Units mg/L

SampID: 23030001-043CMS

Analyses	Cert	RL	Qual	Result	Spike	SPK Ref Val	%REC	Low Limit	High Limit	Date Analyzed
Calcium		0.100		2.53	2.500	0	101.2	75	125	03/17/2023
Magnesium		0.0500		2.46	2.500	0	98.3	75	125	03/17/2023
Potassium		0.100		2.46	2.500	0	98.2	75	125	03/17/2023
Sodium		0.0500		2.37	2.500	0	94.8	75	125	03/17/2023

Batch 203987 SampType: MSD Units mg/L

RPD Limit: 20

SampID: 23030001-043CMSD

Analyses	Cert	RL	Qual	Result	Spike	SPK Ref Val	%REC	RPD Ref Val	%RPD	Date Analyzed
Calcium		0.100		2.54	2.500	0	101.5	2.530	0.34	03/17/2023
Magnesium		0.0500		2.48	2.500	0	99.2	2.458	0.91	03/17/2023
Potassium		0.100		2.49	2.500	0	99.5	2.456	1.25	03/17/2023
Sodium		0.0500		2.40	2.500	0	95.8	2.369	1.13	03/17/2023

SW-846 3005A, 6020A, METALS BY ICPMS (DISSOLVED)

Batch 203984 SampType: MBLK Units mg/L

SampID: MBLK-203984

Analyses	Cert	RL	Qual	Result	Spike	SPK Ref Val	%REC	Low Limit	High Limit	Date Analyzed
Boron		0.0250		< 0.0250	0.0093	0	0	-100	100	03/24/2023
Iron		0.0250		< 0.0250	0.0115	0	0	-100	100	03/22/2023
Manganese		0.0020		< 0.0020	0.0008	0	0	-100	100	03/22/2023

Batch 203984 SampType: LCS Units mg/L

SampID: LCS-203984

Analyses	Cert	RL	Qual	Result	Spike	SPK Ref Val	%REC	Low Limit	High Limit	Date Analyzed
Boron		0.0250		0.567	0.5000	0	113.4	80	120	03/24/2023
Iron		0.0250		2.17	2.000	0	108.5	80	120	03/22/2023
Manganese		0.0020		0.523	0.5000	0	104.6	80	120	03/22/2023

Batch 203984 SampType: MS Units mg/L

SampID: 23030001-015DMS

Analyses	Cert	RL	Qual	Result	Spike	SPK Ref Val	%REC	Low Limit	High Limit	Date Analyzed
Boron		0.0250	S	3.30	0.5000	1.846	289.8	75	125	03/27/2023
Iron		0.0250		2.03	2.000	0	101.3	75	125	03/23/2023
Manganese		0.0020		0.498	0.5000	0.001397	99.4	75	125	03/23/2023



Quality Control Results

<http://www.teklabinc.com/>

Client: Vistra Energy

Work Order: 23030001

Client Project: BAL-23Q1

Report Date: 26-Apr-23

SW-846 3005A, 6020A, METALS BY ICPMS (DISSOLVED)

Batch 203984		SampType: MSD		Units mg/L			RPD Limit: 20				
SampID: 23030001-015DMSD											
Analyses	Cert	RL	Qual	Result	Spike	SPK Ref Val	%REC	RPD Ref Val	%RPD	Date Analyzed	
Boron		0.0250	S	3.41	0.5000	1.846	312.9	3.295	3.45	03/27/2023	
Iron		0.0250		2.07	2.000	0	103.5	2.026	2.16	03/23/2023	
Manganese		0.0020		0.510	0.5000	0.001397	101.7	0.4983	2.29	03/23/2023	

SW-846 3005A, 6020A, METALS BY ICPMS (TOTAL)

Batch 203972		SampType: MBLK		Units mg/L							
SampID: MBLK-203972											
Analyses	Cert	RL	Qual	Result	Spike	SPK Ref Val	%REC	Low Limit	High Limit	Date Analyzed	
Antimony		0.0010		< 0.0010	0.0004	0	0	-100	100	03/17/2023	
Arsenic		0.0010		< 0.0010	0.0004	0	0	-100	100	03/17/2023	
Barium		0.0010		< 0.0010	0.0007	0	0	-100	100	03/17/2023	
Beryllium		0.0010		< 0.0010	0.0002	0	0	-100	100	03/17/2023	
Boron		0.0250		< 0.0250	0.0093	0	0	-100	100	03/21/2023	
Cadmium		0.0010		< 0.0010	0.0001	0	0	-100	100	03/17/2023	
Chromium		0.0015		< 0.0015	0.0007	0	0	-100	100	03/17/2023	
Cobalt		0.0010		< 0.0010	0.0001	0	0	-100	100	03/17/2023	
Iron		0.0250		< 0.0250	0.0115	0	0	-100	100	03/17/2023	
Lead		0.0010		< 0.0010	0.0006	0	0	-100	100	03/17/2023	
Lithium	*	0.0030		< 0.0030	0.0015	0	0	-100	100	03/17/2023	
Molybdenum		0.0015		< 0.0015	0.0006	0	0	-100	100	03/17/2023	
Selenium		0.0010		< 0.0010	0.0006	0	0	-100	100	03/17/2023	
Thallium		0.0020		< 0.0020	0.0010	0	0	-100	100	03/17/2023	



Quality Control Results

<http://www.teklabinc.com/>

Client: Vistra Energy

Work Order: 23030001

Client Project: BAL-23Q1

Report Date: 26-Apr-23

SW-846 3005A, 6020A, METALS BY ICPMS (TOTAL)

Batch 203972 SampType: LCS Units mg/L

SampleID: LCS-203972

Analyses	Cert	RL	Qual	Result	Spike	SPK Ref Val	%REC	Low Limit	High Limit	Date Analyzed
Antimony		0.0010		0.539	0.5000	0	107.8	80	120	03/21/2023
Arsenic		0.0010		0.524	0.5000	0	104.8	80	120	03/17/2023
Barium		0.0010		2.11	2.000	0	105.7	80	120	03/17/2023
Beryllium		0.0010		0.0470	0.0500	0	93.9	80	120	03/17/2023
Boron		0.0250		0.520	0.5000	0	103.9	80	120	03/21/2023
Cadmium		0.0010		0.0467	0.0500	0	93.3	80	120	03/17/2023
Chromium		0.0015		0.198	0.2000	0	99.1	80	120	03/17/2023
Cobalt		0.0010		0.483	0.5000	0	96.6	80	120	03/17/2023
Iron		0.0250		1.93	2.000	0	96.5	80	120	03/17/2023
Lead		0.0010		0.495	0.5000	0	99.0	80	120	03/17/2023
Lithium	*	0.0030		0.461	0.5000	0	92.2	80	120	03/17/2023
Molybdenum		0.0015		0.470	0.5000	0	93.9	80	120	03/17/2023
Selenium		0.0010		0.478	0.5000	0	95.6	80	120	03/17/2023
Thallium		0.0020		0.241	0.2500	0	96.6	80	120	03/17/2023

Batch 203972 SampType: LCSD Units mg/L

RPD Limit: 20

SampleID: LCSD-203972

Analyses	Cert	RL	Qual	Result	Spike	SPK Ref Val	%REC	RPD Ref Val	%RPD	Date Analyzed
Antimony		0.0010		0.538	0.5000	0	107.6	0.5392	0.25	03/21/2023
Arsenic		0.0010		0.506	0.5000	0	101.3	0.5242	3.46	03/17/2023
Barium		0.0010		2.09	2.000	0	104.7	2.115	0.95	03/17/2023
Beryllium		0.0010		0.0457	0.0500	0	91.5	0.04697	2.65	03/17/2023
Boron		0.0250		0.545	0.5000	0	109.0	0.5196	4.72	03/21/2023
Cadmium		0.0010		0.0474	0.0500	0	94.8	0.04665	1.55	03/17/2023
Chromium		0.0015		0.195	0.2000	0	97.5	0.1982	1.64	03/17/2023
Cobalt		0.0010		0.474	0.5000	0	94.9	0.4830	1.79	03/17/2023
Iron		0.0250		1.92	2.000	0	96.0	1.930	0.52	03/17/2023
Lead		0.0010		0.494	0.5000	0	98.9	0.4949	0.13	03/17/2023
Lithium	*	0.0030		0.470	0.5000	0	94.0	0.4608	1.96	03/17/2023
Molybdenum		0.0015		0.454	0.5000	0	90.8	0.4697	3.35	03/17/2023
Selenium		0.0010		0.479	0.5000	0	95.8	0.4778	0.21	03/17/2023
Thallium		0.0020		0.239	0.2500	0	95.6	0.2414	0.99	03/17/2023



Quality Control Results

<http://www.teklabinc.com/>

Client: Vistra Energy

Work Order: 23030001

Client Project: BAL-23Q1

Report Date: 26-Apr-23

SW-846 3005A, 6020A, METALS BY ICPMS (TOTAL)

Batch 203972 SampType: MS Units mg/L

SampleID: 23030001-022BMS

Analyses	Cert	RL	Qual	Result	Spike	SPK Ref Val	%REC	Low Limit	High Limit	Date Analyzed
Antimony		0.0010		0.523	0.5000	0	104.5	75	125	03/21/2023
Arsenic		0.0010		0.536	0.5000	0.0008225	106.9	75	125	03/17/2023
Barium		0.0010		2.25	2.000	0.05646	109.9	75	125	03/17/2023
Beryllium		0.0010		0.0475	0.0500	0	94.9	75	125	03/17/2023
Boron		0.0250		3.16	0.5000	2.564	120.1	75	125	03/21/2023
Cadmium		0.0010		0.0497	0.0500	0.0002390	98.9	75	125	03/17/2023
Chromium		0.0015		0.195	0.2000	0	97.5	75	125	03/17/2023
Cobalt		0.0010		0.477	0.5000	0.0001935	95.3	75	125	03/17/2023
Lead		0.0010		0.508	0.5000	0	101.7	75	125	03/17/2023
Lithium	*	0.0030		0.483	0.5000	0.01617	93.4	75	125	03/17/2023
Molybdenum		0.0015		0.495	0.5000	0.003622	98.3	75	125	03/17/2023
Selenium		0.0010		0.527	0.5000	0	105.3	75	125	03/17/2023
Thallium		0.0020		0.245	0.2500	0	98.1	75	125	03/17/2023

Batch 203972 SampType: MSD Units mg/L

RPD Limit: 20

SampleID: 23030001-022BMSD

Analyses	Cert	RL	Qual	Result	Spike	SPK Ref Val	%REC	RPD Ref Val	%RPD	Date Analyzed
Antimony		0.0010		0.546	0.5000	0	109.1	0.5227	4.32	03/21/2023
Arsenic		0.0010		0.500	0.5000	0.0008225	99.8	0.5356	6.87	03/17/2023
Barium		0.0010		2.09	2.000	0.05646	101.8	2.254	7.45	03/17/2023
Beryllium		0.0010		0.0465	0.0500	0	93.0	0.04746	2.00	03/17/2023
Boron		0.0250	S	3.29	0.5000	2.564	145.8	3.164	3.98	03/21/2023
Cadmium		0.0010		0.0462	0.0500	0.0002390	91.8	0.04968	7.35	03/17/2023
Chromium		0.0015		0.188	0.2000	0	94.2	0.1950	3.49	03/17/2023
Cobalt		0.0010		0.457	0.5000	0.0001935	91.4	0.4768	4.15	03/17/2023
Lead		0.0010		0.496	0.5000	0	99.2	0.5085	2.50	03/17/2023
Lithium	*	0.0030		0.479	0.5000	0.01617	92.6	0.4834	0.93	03/17/2023
Molybdenum		0.0015		0.465	0.5000	0.003622	92.2	0.4951	6.32	03/17/2023
Selenium		0.0010		0.486	0.5000	0	97.1	0.5265	8.06	03/17/2023
Thallium		0.0020		0.240	0.2500	0	95.9	0.2452	2.28	03/17/2023



Quality Control Results

<http://www.teklabinc.com/>

Client: Vistra Energy

Work Order: 23030001

Client Project: BAL-23Q1

Report Date: 26-Apr-23

SW-846 3005A, 6020A, METALS BY ICPMS (TOTAL)

Batch 203973 SampType: MBLK Units mg/L

SampID: MBLK-203973

Analyses	Cert	RL	Qual	Result	Spike	SPK Ref Val	%REC	Low Limit	High Limit	Date Analyzed
Antimony		0.0010		< 0.0010	0.0004	0	0	-100	100	03/21/2023
Arsenic		0.0010		< 0.0010	0.0004	0	0	-100	100	03/23/2023
Barium		0.0010		< 0.0010	0.0007	0	0	-100	100	03/23/2023
Beryllium		0.0010		< 0.0010	0.0002	0	0	-100	100	03/23/2023
Boron		0.0250		< 0.0250	0.0200	0	0	-100	100	03/21/2023
Cadmium		0.0010		< 0.0010	0.0001	0	0	-100	100	03/21/2023
Chromium		0.0015		< 0.0015	0.0007	0	0	-100	100	03/21/2023
Cobalt		0.0010		< 0.0010	0.0001	0	0	-100	100	03/23/2023
Iron		0.0250		< 0.0250	0.0115	0	0	-100	100	03/23/2023
Lead		0.0010		< 0.0010	0.0006	0	0	-100	100	03/23/2023
Lithium	*	0.0030		< 0.0030	0.0015	0	0	-100	100	03/21/2023
Manganese		0.0020		< 0.0020	0.0008	0	0	-100	100	03/23/2023
Molybdenum		0.0015		< 0.0015	0.0006	0	0	-100	100	03/21/2023
Selenium		0.0010		< 0.0010	0.0006	0	0	-100	100	03/23/2023
Thallium		0.0020		< 0.0020	0.0010	0	0	-100	100	03/21/2023

Batch 203973 SampType: LCS Units mg/L

SampID: LCS-203973

Analyses	Cert	RL	Qual	Result	Spike	SPK Ref Val	%REC	Low Limit	High Limit	Date Analyzed
Antimony		0.0010		0.477	0.5000	0	95.4	80	120	03/21/2023
Arsenic		0.0010		0.510	0.5000	0	102.0	80	120	03/21/2023
Barium		0.0010		1.99	2.000	0	99.3	80	120	03/21/2023
Beryllium		0.0010		0.0488	0.0500	0	97.6	80	120	03/21/2023
Boron		0.0250		0.498	0.5000	0	99.7	80	120	03/21/2023
Cadmium		0.0010		0.0467	0.0500	0	93.4	80	120	03/21/2023
Chromium		0.0015		0.189	0.2000	0	94.7	80	120	03/21/2023
Cobalt		0.0010		0.499	0.5000	0	99.9	80	120	03/21/2023
Iron		0.0250		2.03	2.000	0	101.3	80	120	03/21/2023
Lead		0.0010		0.496	0.5000	0	99.3	80	120	03/21/2023
Lithium	*	0.0030		0.514	0.5000	0	102.8	80	120	03/21/2023
Manganese		0.0020		0.502	0.5000	0	100.4	80	120	03/21/2023
Molybdenum		0.0015		0.451	0.5000	0	90.3	80	120	03/21/2023
Selenium		0.0010		0.477	0.5000	0	95.4	80	120	03/21/2023
Thallium		0.0020		0.243	0.2500	0	97.2	80	120	03/21/2023



Quality Control Results

<http://www.teklabinc.com/>

Client: Vistra Energy

Work Order: 23030001

Client Project: BAL-23Q1

Report Date: 26-Apr-23

SW-846 3005A, 6020A, METALS BY ICPMS (TOTAL)

Batch 203973 SampType: MS Units mg/L

SampID: 23030001-005CMS

Analyses	Cert	RL	Qual	Result	Spike	SPK Ref Val	%REC	Low Limit	High Limit	Date Analyzed
Antimony		0.0010		0.552	0.5000	0	110.3	75	125	03/21/2023
Arsenic		0.0010		0.541	0.5000	0.0005486	108.0	75	125	03/21/2023
Barium		0.0010		2.16	2.000	0.01119	107.5	75	125	03/23/2023
Beryllium		0.0010		0.0527	0.0500	0	105.5	75	125	03/21/2023
Boron		0.0250		1.02	0.5000	0.4766	108.5	75	125	03/21/2023
Cadmium		0.0010		0.0529	0.0500	0	105.9	75	125	03/21/2023
Chromium		0.0015		0.194	0.2000	0	97.1	75	125	03/21/2023
Cobalt		0.0010		0.504	0.5000	0	100.8	75	125	03/21/2023
Iron		0.0250		2.12	2.000	0.05313	103.6	75	125	03/21/2023
Lead		0.0010		0.533	0.5000	0	106.7	75	125	03/21/2023
Lithium	*	0.0030		0.558	0.5000	0.01114	109.3	75	125	03/21/2023
Manganese		0.0020		0.521	0.5000	0.006233	102.9	75	125	03/23/2023
Molybdenum		0.0015		0.509	0.5000	0	101.7	75	125	03/21/2023
Selenium		0.0010		0.527	0.5000	0.0006555	105.4	75	125	03/21/2023
Thallium		0.0020		0.263	0.2500	0	105.1	75	125	03/21/2023

Batch 203973 SampType: MSD Units mg/L

RPD Limit: 20

SampID: 23030001-005CMSD

Analyses	Cert	RL	Qual	Result	Spike	SPK Ref Val	%REC	RPD Ref Val	%RPD	Date Analyzed
Antimony		0.0010		0.536	0.5000	0	107.3	0.5515	2.79	03/21/2023
Arsenic		0.0010		0.539	0.5000	0.0005486	107.7	0.5406	0.31	03/21/2023
Barium		0.0010		2.11	2.000	0.01119	105.2	2.162	2.22	03/23/2023
Beryllium		0.0010		0.0524	0.0500	0	104.7	0.05274	0.73	03/21/2023
Boron		0.0250		1.02	0.5000	0.4766	108.5	1.019	0.00	03/21/2023
Cadmium		0.0010		0.0523	0.0500	0	104.5	0.05293	1.27	03/21/2023
Chromium		0.0015		0.194	0.2000	0	96.8	0.1942	0.32	03/21/2023
Cobalt		0.0010		0.503	0.5000	0	100.6	0.5040	0.22	03/21/2023
Iron		0.0250		2.13	2.000	0.05313	103.7	2.124	0.14	03/21/2023
Lead		0.0010		0.530	0.5000	0	106.0	0.5334	0.67	03/21/2023
Lithium	*	0.0030		0.562	0.5000	0.01114	110.2	0.5579	0.75	03/21/2023
Manganese		0.0020		0.515	0.5000	0.006233	101.7	0.5210	1.23	03/23/2023
Molybdenum		0.0015		0.508	0.5000	0	101.6	0.5087	0.14	03/21/2023
Selenium		0.0010		0.512	0.5000	0.0006555	102.3	0.5275	2.99	03/21/2023
Thallium		0.0020		0.262	0.2500	0	105.0	0.2629	0.14	03/21/2023



Quality Control Results

<http://www.teklabinc.com/>

Client: Vistra Energy

Work Order: 23030001

Client Project: BAL-23Q1

Report Date: 26-Apr-23

SW-846 3005A, 6020A, METALS BY ICPMS (TOTAL)

Batch 203973		SampType: MS		Units mg/L							Date Analyzed
SampID: 23030001-017CMS											
Analyses	Cert	RL	Qual	Result	Spike	SPK Ref Val	%REC	Low Limit	High Limit	Date Analyzed	
Antimony		0.0010		0.511	0.5000	0.001309	101.9	75	125	03/23/2023	
Arsenic		0.0010		0.527	0.5000	0.0004812	105.3	75	125	03/23/2023	
Barium		0.0010		2.32	2.000	0.3040	100.7	75	125	03/23/2023	
Beryllium		0.0010		0.0516	0.0500	0	103.2	75	125	03/23/2023	
Boron		0.0250		1.14	0.5000	0.6127	106.4	75	125	03/27/2023	
Cadmium		0.0010		0.0501	0.0500	0	100.3	75	125	03/23/2023	
Chromium		0.0015		0.214	0.2000	0.001814	106.2	75	125	03/27/2023	
Cobalt		0.0010		0.512	0.5000	0.0001663	102.4	75	125	03/23/2023	
Iron		0.0250		2.00	2.000	0.09752	95.1	75	125	03/23/2023	
Lead		0.0010		0.518	0.5000	0	103.5	75	125	03/23/2023	
Lithium	*	0.0030		0.590	0.5000	0.07206	103.5	75	125	03/23/2023	
Manganese		0.0020		0.504	0.5000	0.002208	100.3	75	125	03/23/2023	
Molybdenum		0.0015		0.550	0.5000	0.003269	109.4	75	125	03/27/2023	
Selenium		0.0010		0.480	0.5000	0	96.0	75	125	03/23/2023	
Thallium		0.0020		0.250	0.2500	0	99.9	75	125	03/23/2023	

Batch 203973		SampType: MSD		Units mg/L							RPD Limit: 20	Date Analyzed
SampID: 23030001-017CMSD												
Analyses	Cert	RL	Qual	Result	Spike	SPK Ref Val	%REC	RPD Ref Val	%RPD	Date Analyzed		
Antimony		0.0010		0.557	0.5000	0.001309	111.1	0.5107	8.65	03/23/2023		
Arsenic		0.0010		0.551	0.5000	0.0004812	110.1	0.5272	4.40	03/23/2023		
Barium		0.0010		2.52	2.000	0.3040	110.9	2.318	8.48	03/23/2023		
Beryllium		0.0010		0.0534	0.0500	0	106.8	0.05162	3.35	03/23/2023		
Boron		0.0250		1.13	0.5000	0.6127	103.6	1.145	1.24	03/27/2023		
Cadmium		0.0010		0.0538	0.0500	0	107.7	0.05015	7.10	03/23/2023		
Chromium		0.0015		0.214	0.2000	0.001814	105.9	0.2143	0.29	03/27/2023		
Cobalt		0.0010		0.542	0.5000	0.0001663	108.4	0.5120	5.73	03/23/2023		
Iron		0.0250		2.31	2.000	0.09752	110.7	2.000	14.48	03/23/2023		
Lead		0.0010		0.538	0.5000	0	107.7	0.5177	3.94	03/23/2023		
Lithium	*	0.0030		0.615	0.5000	0.07206	108.6	0.5897	4.23	03/23/2023		
Manganese		0.0020		0.528	0.5000	0.002208	105.2	0.5039	4.74	03/23/2023		
Molybdenum		0.0015		0.536	0.5000	0.003269	106.6	0.5501	2.53	03/27/2023		
Selenium		0.0010		0.503	0.5000	0	100.7	0.4802	4.71	03/23/2023		
Thallium		0.0020		0.258	0.2500	0	103.2	0.2498	3.19	03/23/2023		



Quality Control Results

<http://www.teklabinc.com/>

Client: Vistra Energy

Work Order: 23030001

Client Project: BAL-23Q1

Report Date: 26-Apr-23

SW-846 3005A, 6020A, METALS BY ICPMS (TOTAL)

Batch 203987 SampType: MBLK Units mg/L

SampleID: MBLK-203987

Analyses	Cert	RL	Qual	Result	Spike	SPK Ref Val	%REC	Low Limit	High Limit	Date Analyzed
Antimony		0.0010		< 0.0010	0.0004	0	0	-100	100	03/18/2023
Arsenic		0.0010		< 0.0010	0.0004	0	0	-100	100	03/18/2023
Barium		0.0010		< 0.0010	0.0007	0	0	-100	100	03/18/2023
Beryllium		0.0010		< 0.0010	0.0002	0	0	-100	100	03/18/2023
Cadmium		0.0010		< 0.0010	0.0001	0	0	-100	100	03/18/2023
Chromium		0.0015		< 0.0015	0.0007	0	0	-100	100	03/18/2023
Cobalt		0.0010		< 0.0010	0.0001	0	0	-100	100	03/18/2023
Iron		0.0250		< 0.0250	0.0115	0	0	-100	100	03/18/2023
Lead		0.0010		< 0.0010	0.0006	0	0	-100	100	03/18/2023
Lithium	*	0.0030		< 0.0030	0.0015	0	0	-100	100	03/18/2023
Manganese		0.0020		< 0.0020	0.0008	0	0	-100	100	03/22/2023
Molybdenum		0.0015		< 0.0015	0.0006	0	0	-100	100	03/18/2023
Selenium		0.0010		< 0.0010	0.0006	0	0	-100	100	03/18/2023
Thallium		0.0020		< 0.0020	0.0010	0	0	-100	100	03/18/2023

Batch 203987 SampType: LCS Units mg/L

SampleID: LCS-203987

Analyses	Cert	RL	Qual	Result	Spike	SPK Ref Val	%REC	Low Limit	High Limit	Date Analyzed
Antimony		0.0010		0.516	0.5000	0	103.1	80	120	03/18/2023
Arsenic		0.0010		0.525	0.5000	0	105.0	80	120	03/18/2023
Barium		0.0010		2.11	2.000	0	105.6	80	120	03/22/2023
Beryllium		0.0010		0.0478	0.0500	0	95.6	80	120	03/18/2023
Boron		0.0250		0.560	0.5000	0	111.9	80	120	03/27/2023
Cadmium		0.0010		0.0475	0.0500	0	95.1	80	120	03/18/2023
Chromium		0.0015		0.190	0.2000	0	95.0	80	120	03/18/2023
Cobalt		0.0010		0.547	0.5000	0	109.4	80	120	03/18/2023
Iron		0.0250		1.91	2.000	0	95.7	80	120	03/18/2023
Lead		0.0010		0.539	0.5000	0	107.8	80	120	03/18/2023
Lithium	*	0.0030		0.494	0.5000	0	98.8	80	120	03/18/2023
Manganese		0.0020		0.504	0.5000	0	100.8	80	120	03/22/2023
Molybdenum		0.0015		0.477	0.5000	0	95.4	80	120	03/18/2023
Selenium		0.0010		0.499	0.5000	0	99.8	80	120	03/18/2023
Thallium		0.0020		0.249	0.2500	0	99.7	80	120	03/18/2023



Quality Control Results

<http://www.teklabinc.com/>

Client: Vistra Energy

Work Order: 23030001

Client Project: BAL-23Q1

Report Date: 26-Apr-23

SW-846 3005A, 6020A, METALS BY ICPMS (TOTAL)

Batch 203987 SampType: MS Units mg/L

SampleID: 23030001-040BMS

Analyses	Cert	RL	Qual	Result	Spike	SPK Ref Val	%REC	Low Limit	High Limit	Date Analyzed
Antimony		0.0010		0.506	0.5000	0.0005246	101.1	75	125	03/18/2023
Arsenic		0.0010		0.512	0.5000	0.0009673	102.2	75	125	03/18/2023
Barium		0.0010		2.21	2.000	0.06703	107.1	75	125	03/22/2023
Beryllium		0.0010		0.0475	0.0500	0	94.9	75	125	03/18/2023
Boron		0.0250		0.990	0.5000	0.4641	105.2	75	125	03/27/2023
Cadmium		0.0010		0.0455	0.0500	0.0001666	90.6	75	125	03/18/2023
Chromium		0.0015		0.185	0.2000	0	92.5	75	125	03/18/2023
Cobalt		0.0010		0.496	0.5000	0.0009779	98.9	75	125	03/18/2023
Lead		0.0010		0.540	0.5000	0.003576	107.3	75	125	03/18/2023
Lithium	*	0.0030		0.496	0.5000	0.01429	96.4	75	125	03/18/2023
Molybdenum		0.0015		0.480	0.5000	0.0008418	95.8	75	125	03/18/2023
Selenium		0.0010		0.491	0.5000	0	98.1	75	125	03/18/2023
Thallium		0.0020		0.223	0.2500	0	89.2	75	125	03/18/2023

Batch 203987 SampType: MSD Units mg/L

RPD Limit: 20

SampleID: 23030001-040BMSD

Analyses	Cert	RL	Qual	Result	Spike	SPK Ref Val	%REC	RPD Ref Val	%RPD	Date Analyzed
Antimony		0.0010		0.509	0.5000	0.0005246	101.7	0.5062	0.58	03/18/2023
Arsenic		0.0010		0.501	0.5000	0.0009673	100.1	0.5119	2.06	03/18/2023
Barium		0.0010		2.22	2.000	0.06703	107.8	2.209	0.57	03/22/2023
Beryllium		0.0010		0.0479	0.0500	0	95.8	0.04745	0.98	03/18/2023
Boron		0.0250		1.01	0.5000	0.4641	110.2	0.9902	2.47	03/27/2023
Cadmium		0.0010		0.0462	0.0500	0.0001666	92.0	0.04545	1.55	03/18/2023
Chromium		0.0015		0.176	0.2000	0	87.9	0.1851	5.16	03/18/2023
Cobalt		0.0010		0.465	0.5000	0.0009779	92.8	0.4955	6.33	03/18/2023
Lead		0.0010		0.523	0.5000	0.003576	103.9	0.5401	3.20	03/18/2023
Lithium	*	0.0030		0.497	0.5000	0.01429	96.5	0.4963	0.09	03/18/2023
Molybdenum		0.0015		0.476	0.5000	0.0008418	95.0	0.4800	0.83	03/18/2023
Selenium		0.0010		0.477	0.5000	0	95.5	0.4906	2.75	03/18/2023
Thallium		0.0020		0.242	0.2500	0	96.9	0.2229	8.29	03/18/2023



Quality Control Results

<http://www.teklabinc.com/>

Client: Vistra Energy

Work Order: 23030001

Client Project: BAL-23Q1

Report Date: 26-Apr-23

SW-846 3005A, 6020A, METALS BY ICPMS (TOTAL)

Batch 203987 SampType: MS Units mg/L

SampleID: 23030001-043CMS

Analyses	Cert	RL	Qual	Result	Spike	SPK Ref Val	%REC	Low Limit	High Limit	Date Analyzed
Antimony		0.0010		0.514	0.5000	0	102.8	75	125	03/18/2023
Arsenic		0.0010		0.523	0.5000	0	104.6	75	125	03/18/2023
Barium		0.0010		2.22	2.000	0.001105	111.1	75	125	03/22/2023
Barium		0.0010		2.15	2.000	0	107.3	75	125	03/27/2023
Beryllium		0.0010		0.0483	0.0500	0	96.7	75	125	03/18/2023
Boron		0.0250		0.508	0.5000	0.009858	99.6	75	125	03/27/2023
Cadmium		0.0010		0.0467	0.0500	0	93.5	75	125	03/18/2023
Chromium		0.0015		0.190	0.2000	0	95.2	75	125	03/18/2023
Cobalt		0.0010		0.516	0.5000	0	103.2	75	125	03/18/2023
Iron		0.0250		2.03	2.000	0	101.6	75	125	03/18/2023
Lead		0.0010		0.571	0.5000	0	114.3	75	125	03/18/2023
Lithium	*	0.0030		0.512	0.5000	0	102.3	75	125	03/18/2023
Manganese		0.0020		0.542	0.5000	0	108.4	75	125	03/22/2023
Molybdenum		0.0015		0.473	0.5000	0	94.6	75	125	03/18/2023
Selenium		0.0010		0.503	0.5000	0	100.5	75	125	03/18/2023
Thallium		0.0020		0.246	0.2500	0	98.5	75	125	03/18/2023

Batch 203987 SampType: MSD Units mg/L

RPD Limit: 20

SampleID: 23030001-043CMSD

Analyses	Cert	RL	Qual	Result	Spike	SPK Ref Val	%REC	RPD Ref Val	%RPD	Date Analyzed
Antimony		0.0010		0.510	0.5000	0	102.1	0.5140	0.71	03/18/2023
Arsenic		0.0010		0.523	0.5000	0	104.6	0.5229	0.05	03/18/2023
Barium		0.0010		2.19	2.000	0.001105	109.3	2.224	1.70	03/22/2023
Barium		0.0010		2.08	2.000	0	104.1	2.146	2.98	03/27/2023
Beryllium		0.0010		0.0497	0.0500	0	99.3	0.04835	2.66	03/18/2023
Boron		0.0250		0.500	0.5000	0.009858	98.1	0.5079	1.52	03/27/2023
Cadmium		0.0010		0.0468	0.0500	0	93.7	0.04674	0.19	03/18/2023
Chromium		0.0015		0.186	0.2000	0	93.1	0.1904	2.23	03/18/2023
Cobalt		0.0010		0.497	0.5000	0	99.4	0.5161	3.81	03/18/2023
Iron		0.0250		1.89	2.000	0	94.7	2.033	7.05	03/18/2023
Lead		0.0010		0.518	0.5000	0	103.7	0.5714	9.73	03/18/2023
Lithium	*	0.0030		0.504	0.5000	0	100.8	0.5117	1.49	03/18/2023
Manganese		0.0020		0.518	0.5000	0	103.7	0.5421	4.44	03/22/2023
Molybdenum		0.0015		0.469	0.5000	0	93.8	0.4729	0.81	03/18/2023
Selenium		0.0010		0.497	0.5000	0	99.5	0.5027	1.05	03/18/2023
Thallium		0.0020		0.242	0.2500	0	96.7	0.2463	1.86	03/18/2023



Quality Control Results

<http://www.teklabinc.com/>

Client: Vistra Energy

Work Order: 23030001

Client Project: BAL-23Q1

Report Date: 26-Apr-23

SW-846 7470A (TOTAL)

Batch 204014		SampType: MBLK		Units mg/L							
SampID: MBLK-204014											
Analyses	Cert	RL	Qual	Result	Spike	SPK Ref Val	%REC	Low Limit	High Limit	Date Analyzed	
Mercury		0.00020		< 0.00020	0.0001	0	0	-100	100	03/21/2023	

Batch 204014		SampType: LCS		Units mg/L							
SampID: LCS-204014											
Analyses	Cert	RL	Qual	Result	Spike	SPK Ref Val	%REC	Low Limit	High Limit	Date Analyzed	
Mercury		0.00020		0.00531	0.0050	0	106.3	85	115	03/22/2023	

Batch 204014		SampType: MS		Units mg/L							
SampID: 23030001-006CMS											
Analyses	Cert	RL	Qual	Result	Spike	SPK Ref Val	%REC	Low Limit	High Limit	Date Analyzed	
Mercury		0.00020		0.00529	0.0050	0	105.9	75	125	03/22/2023	

Batch 204014		SampType: MSD		Units mg/L							
SampID: 23030001-006CMSD											
Analyses	Cert	RL	Qual	Result	Spike	SPK Ref Val	%REC	RPD Ref Val	%RPD	Date Analyzed	
Mercury		0.00020		0.00518	0.0050	0	103.5	0.005294	2.27	03/22/2023	

Batch 204014		SampType: MS		Units mg/L							
SampID: 23030001-021BMS											
Analyses	Cert	RL	Qual	Result	Spike	SPK Ref Val	%REC	Low Limit	High Limit	Date Analyzed	
Mercury		0.00020		0.00456	0.0050	0	91.3	75	125	03/21/2023	

Batch 204014		SampType: MSD		Units mg/L							
SampID: 23030001-021BMSD											
Analyses	Cert	RL	Qual	Result	Spike	SPK Ref Val	%REC	RPD Ref Val	%RPD	Date Analyzed	
Mercury		0.00020		0.00442	0.0050	0	88.4	0.004564	3.16	03/21/2023	

Batch 204016		SampType: MBLK		Units mg/L							
SampID: MBLK-204016											
Analyses	Cert	RL	Qual	Result	Spike	SPK Ref Val	%REC	Low Limit	High Limit	Date Analyzed	
Mercury		0.00020		< 0.00020	0.0001	0	0	-100	100	03/20/2023	

Batch 204016		SampType: LCS		Units mg/L							
SampID: LCS-204016											
Analyses	Cert	RL	Qual	Result	Spike	SPK Ref Val	%REC	Low Limit	High Limit	Date Analyzed	
Mercury		0.00020		0.00570	0.0050	0	114.1	85	115	03/21/2023	



Quality Control Results

<http://www.teklabinc.com/>

Client: Vistra Energy

Work Order: 23030001

Client Project: BAL-23Q1

Report Date: 26-Apr-23

SW-846 7470A (TOTAL)

Batch 204016		SampType: MS		Units mg/L							Date Analyzed
SampID: 23030001-027BMS											
Analyses	Cert	RL	Qual	Result	Spike	SPK Ref Val	%REC	Low Limit	High Limit	Date Analyzed	
Mercury		0.00020		0.00460	0.0050	0	92.1	75	125	03/20/2023	

Batch 204016		SampType: MSD		Units mg/L							RPD Limit: 15	Date Analyzed
SampID: 23030001-027BMSD												
Analyses	Cert	RL	Qual	Result	Spike	SPK Ref Val	%REC	RPD Ref Val	%RPD	Date Analyzed		
Mercury		0.00020		0.00527	0.0050	0	105.5	0.004604	13.59	03/21/2023		



Receiving Check List

<http://www.teklabinc.com/>

Client: Vistra Energy

Work Order: 23030001

Client Project: BAL-23Q1

Report Date: 26-Apr-23

Carrier: Tracy Carroll

Received By: ANC

Completed by:

Candace Moore

Reviewed by:

Elizabeth A. Hurley

On:

On:

16-Mar-23

16-Mar-23

Candace Moore

Elizabeth A. Hurley

Pages to follow: Chain of custody

Extra pages included

- | | | | | |
|---|---|---|--------------------------------------|----------------------------------|
| Shipping container/cooler in good condition? | Yes <input checked="" type="checkbox"/> | No <input type="checkbox"/> | Not Present <input type="checkbox"/> | Temp °C 4.0 |
| Type of thermal preservation? | None <input type="checkbox"/> | Ice <input checked="" type="checkbox"/> | Blue Ice <input type="checkbox"/> | Dry Ice <input type="checkbox"/> |
| Chain of custody present? | Yes <input checked="" type="checkbox"/> | No <input type="checkbox"/> | | |
| Chain of custody signed when relinquished and received? | Yes <input checked="" type="checkbox"/> | No <input type="checkbox"/> | | |
| Chain of custody agrees with sample labels? | Yes <input checked="" type="checkbox"/> | No <input type="checkbox"/> | | |
| Samples in proper container/bottle? | Yes <input checked="" type="checkbox"/> | No <input type="checkbox"/> | | |
| Sample containers intact? | Yes <input checked="" type="checkbox"/> | No <input type="checkbox"/> | | |
| Sufficient sample volume for indicated test? | Yes <input checked="" type="checkbox"/> | No <input type="checkbox"/> | | |
| All samples received within holding time? | Yes <input checked="" type="checkbox"/> | No <input type="checkbox"/> | | |
| Reported field parameters measured: | Field <input checked="" type="checkbox"/> | Lab <input type="checkbox"/> | NA <input type="checkbox"/> | |
| Container/Temp Blank temperature in compliance? | Yes <input checked="" type="checkbox"/> | No <input type="checkbox"/> | | |

When thermal preservation is required, samples are compliant with a temperature between 0.1°C - 6.0°C, or when samples are received on ice the same day as collected.

- | | | | |
|---|---|-----------------------------|---|
| Water – at least one vial per sample has zero headspace? | Yes <input type="checkbox"/> | No <input type="checkbox"/> | No VOA vials <input checked="" type="checkbox"/> |
| Water - TOX containers have zero headspace? | Yes <input type="checkbox"/> | No <input type="checkbox"/> | No TOX containers <input checked="" type="checkbox"/> |
| Water - pH acceptable upon receipt? | Yes <input checked="" type="checkbox"/> | No <input type="checkbox"/> | NA <input type="checkbox"/> |
| NPDES/CWA TCN interferences checked/treated in the field? | Yes <input type="checkbox"/> | No <input type="checkbox"/> | NA <input checked="" type="checkbox"/> |

Any No responses must be detailed below or on the COC.

pH strip #87147. - CET/cmoore - 3/16/2023 9:53:07 AM

CHAIN-OF-CUSTODY / Analytical Request Document

The Chain-of-Custody is a LEGAL DOCUMENT. All relevant fields must be completed accurately.

ANNUAL GROUNDWATER MONITORING AND CORRECTIVE ACTION REPORT

BALDWIN POWER PLANT, BOTTOM ASH POND

2703002
APPENDIX A
3/16/23
BAL-257-601

Section A
Required Client Information:

Section B
Required Project Information:

Section C
Invoice Information:

Page: 3 of 3

Company: Vistra Corp	Report To: Brian Voelker	Attention: Jason Stuckey	
Address: 13498 E. 900th St	Copy To: Jason Stuckey	Company Name: Vistra Corp	REGULATORY AGENCY
		Address: see Section A	NPDES GROUND WATER DRINKING WATER
Email To: Brian.Voelker@VistraCorp.com	Purchase Order No.:	Quote Reference:	UST RCRA OTHER
Phone: (217) 753-8911 Fax:	Project Name:	Project Manager:	Site Location
Requested Due Date/TAT: 10 day	Project Number: 2285	Profile #:	STATE: IL

ITEM #	Section D Required Client Information	Valid Matrix Codes MATRIX COQE	MATRIX CODE (see valid codes to left)	SAMPLE TYPE (G=GRAB C=COMP)	COLLECTED		SAMPLE TEMP AT COLLECTION	# OF CONTAINERS	Preservatives								Analysis Test ↓	Requested Analysis Filtered (Y/N)	Residual Chlorine (Y/N)	Project No./ Lab I.D.								
					DATE	TIME			Unpreserved	H ₂ SO ₄	HNO ₃	HCl	NaOH	Na ₂ S ₂ O ₃	Methanol	Other												
1	MW-393				3-13-23	1448														23030021-033								
2	MW-394				3-13-23	1350														034								
3	OW-156				3-15-23	0908														035								
4	OW-157				3-15-23	0856														036								
5	OW-256				3-14-23	0406														037								
6	OW-257				3-14-23	1323														038								
7	PZ-170				3-14-23	0956														039								
8	PZ-182				3-14-23	1042														040								
9	TPZ-164_pore				3-14-23	1612														041								
10	MW-304 Duplicate				3-15-23	1039														042								
11	Field Blank				3-15-23	1107														043								
12																												
13																												
14																												
15																												
16																												

ADDITIONAL COMMENTS	RELINQUISHED BY / AFFILIATION	DATE	TIME	ACCEPTED BY / AFFILIATION	DATE	TIME	SAMPLE CONDITIONS
BAL-23Q1 Rev 0 DNP and FB per history. 3/28/23	<i>Jeanne Carroll</i>	3/16/23	751	<i>Allison Cole</i>	3/16	751	

SAMPLER NAME AND SIGNATURE			
PRINT Name of SAMPLER: <i>T Carroll</i>	DATE Signed (MM/DD/YY): <i>3/16/23</i>	Temp in °C	Received on Ice (Y/N)
SIGNATURE of SAMPLER: <i>Jeanne Carroll</i>			Custody Sealed Cooler (Y/N)
			Samples Intact (Y/N)

April 28, 2023

Brian Voelker
Vistra Energy
1500 Eastport Plaza Drive
Collinsville, IL 62234
TEL: (217) 412-6605
FAX:



Illinois	100226
Kansas	E-10374
Louisiana	05002
Louisiana	05003
Oklahoma	9978

RE: BAL-23Q1

WorkOrder: 23030002

Dear Brian Voelker:

TEKLAB, INC received 36 samples on 3/16/2023 7:51:00 AM for the analysis presented in the following report.

Samples are analyzed on an as received basis unless otherwise requested and documented. The sample results contained in this report relate only to the requested analytes of interest as directed on the chain of custody. NELAP accredited fields of testing are indicated by the letters NELAP under the Certification column. Unless otherwise documented within this report, Teklab Inc. analyzes samples utilizing the most current methods in compliance with 40CFR. All tests are performed in the Collinsville, IL laboratory unless otherwise noted in the Case Narrative.

All quality control criteria applicable to the test methods employed for this project have been satisfactorily met and are in accordance with NELAP except where noted. The following report shall not be reproduced, except in full, without the written approval of Teklab, Inc.

If you have any questions regarding these tests results, please feel free to call.

Sincerely,



Elizabeth A. Hurley
Director of Customer Service
(618)344-1004 ex 33
ehurley@teklabinc.com



Report Contents

<http://www.teklabinc.com/>

Client: Vistra Energy

Work Order: 23030002

Client Project: BAL-23Q1

Report Date: 28-Apr-23

This reporting package includes the following:

Cover Letter	1
Report Contents	2
Definitions	3
Case Narrative	5
Accreditations	6
Laboratory Results	7
Sample Summary	43
Dates Report	45
Receiving Check List	48
Chain of Custody	Appended

Definitions

Client: Vistra Energy

Work Order: 23030002

Client Project: BAL-23Q1

Report Date: 28-Apr-23

Abbr Definition

* Analytes on report marked with an asterisk are not NELAP accredited

CCV Continuing calibration verification is a check of a standard to determine the state of calibration of an instrument between recalibration.

CRQL A Client Requested Quantitation Limit is a reporting limit that varies according to customer request. The CRQL may not be less than the MDL.

DF Dilution factor is the dilution performed during analysis only and does not take into account any dilutions made during sample preparation. The reported result is final and includes all dilution factors.

DNI Did not ignite

DUP Laboratory duplicate is a replicate aliquot prepared under the same laboratory conditions and independently analyzed to obtain a measure of precision.

ICV Initial calibration verification is a check of a standard to determine the state of calibration of an instrument before sample analysis is initiated.

IDPH IL Dept. of Public Health

LCS Laboratory control sample is a sample matrix, free from the analytes of interest, spiked with verified known amounts of analytes and analyzed exactly like a sample to establish intra-laboratory or analyst specific precision and bias or to assess the performance of all or a portion of the measurement system.

LCSD Laboratory control sample duplicate is a replicate laboratory control sample that is prepared and analyzed in order to determine the precision of the approved test method. The acceptable recovery range is listed in the QC Package (provided upon request).

MBLK Method blank is a sample of a matrix similar to the batch of associated sample (when available) that is free from the analytes of interest and is processed simultaneously with and under the same conditions as samples through all steps of the analytical procedures, and in which no target analytes or interferences should present at concentrations that impact the analytical results for sample analyses.

MDL "The method detection limit is defined as the minimum measured concentration of a substance that can be reported with 99% confidence that the measured concentration is distinguishable from method blank results."

MS Matrix spike is an aliquot of matrix fortified (spiked) with known quantities of specific analytes that is subjected to the entire analytical procedures in order to determine the effect of the matrix on an approved test method's recovery system. The acceptable recovery range is listed in the QC Package (provided upon request).

MSD Matrix spike duplicate means a replicate matrix spike that is prepared and analyzed in order to determine the precision of the approved test method. The acceptable recovery range is listed in the QC Package (provided upon request).

MW Molecular weight

NC Data is not acceptable for compliance purposes

ND Not Detected at the Reporting Limit

NELAP NELAP Accredited

PQL Practical quantitation limit means the lowest level that can be reliably achieved within specified limits of precision and accuracy during routine laboratory operation conditions.

RL The reporting limit the lowest level that the data is displayed in the final report. The reporting limit may vary according to customer request or sample dilution. The reporting limit may not be less than the MDL.

RPD Relative percent difference is a calculated difference between two recoveries (ie. MS/MSD). The acceptable recovery limit is listed in the QC Package (provided upon request).

SPK The spike is a known mass of target analyte added to a blank sample or sub-sample; used to determine recovery deficiency or for other quality control purposes.

Surr Surrogates are compounds which are similar to the analytes of interest in chemical composition and behavior in the analytical process, but which are not normally found in environmental samples.

TIC Tentatively identified compound: Analytes tentatively identified in the sample by using a library search. Only results not in the calibration standard will be reported as tentatively identified compounds. Results for tentatively identified compounds that are not present in the calibration standard, but are assigned a specific chemical name based upon the library search, are calculated using total peak areas from reconstructed ion chromatograms and a response factor of one. The nearest Internal Standard is used for the calculation. The results of any TICs must be considered estimated, and are flagged with a "T". If the estimated result is above the calibration range it is flagged "ET"

TNTC Too numerous to count (> 200 CFU)



Definitions

<http://www.teklabinc.com/>

Client: Vistra Energy

Work Order: 23030002

Client Project: BAL-23Q1

Report Date: 28-Apr-23

Qualifiers

- # - Unknown hydrocarbon
- C - RL shown is a Client Requested Quantitation Limit
- H - Holding times exceeded
- J - Analyte detected below quantitation limits
- ND - Not Detected at the Reporting Limit
- S - Spike Recovery outside recovery limits
- X - Value exceeds Maximum Contaminant Level
- B - Analyte detected in associated Method Blank
- E - Value above quantitation range
- I - Associated internal standard was outside method criteria
- M - Manual Integration used to determine area response
- R - RPD outside accepted recovery limits
- T - TIC(Tentatively identified compound)



Case Narrative

<http://www.teklabinc.com/>

Client: Vistra Energy

Work Order: 23030002

Client Project: BAL-23Q1

Report Date: 28-Apr-23

Cooler Receipt Temp: 4.0 °C

An employee of Teklab, Inc. collected the sample(s).

Radium 226/228 analyses were performed by Pace Analytical National. See attached for results and QC report.

Locations

Collinsville

Address 5445 Horseshoe Lake Road
Collinsville, IL 62234-7425
Phone (618) 344-1004
Fax (618) 344-1005
Email jhriley@teklabinc.com

Collinsville Air

Address 5445 Horseshoe Lake Road
Collinsville, IL 62234-7425
Phone (618) 344-1004
Fax (618) 344-1005
Email EHurley@teklabinc.com

Springfield

Address 3920 Pintail Dr
Springfield, IL 62711-9415
Phone (217) 698-1004
Fax (217) 698-1005
Email KKlostermann@teklabinc.com

Chicago

Address 1319 Butterfield Rd.
Downers Grove, IL 60515
Phone (630) 324-6855
Fax
Email arenner@teklabinc.com

Kansas City

Address 8421 Nieman Road
Lenexa, KS 66214
Phone (913) 541-1998
Fax (913) 541-1998
Email jhriley@teklabinc.com



Accreditations

<http://www.teklabinc.com/>

Client: Vistra Energy

Work Order: 23030002

Client Project: BAL-23Q1

Report Date: 28-Apr-23

State	Dept	Cert #	NELAP	Exp Date	Lab
Illinois	IEPA	100226	NELAP	1/31/2024	Collinsville
Kansas	KDHE	E-10374	NELAP	4/30/2024	Collinsville
Louisiana	LDEQ	05002	NELAP	6/30/2023	Collinsville
Louisiana	LDEQ	05003	NELAP	6/30/2023	Collinsville
Oklahoma	ODEQ	9978	NELAP	8/31/2023	Collinsville
Arkansas	ADEQ	88-0966		3/14/2024	Collinsville
Illinois	IDPH	17584		5/31/2023	Collinsville
Iowa	IDNR	430		6/1/2024	Collinsville
Kentucky	UST	0073		1/31/2024	Collinsville
Missouri	MDNR	00930		5/31/2023	Collinsville
Missouri	MDNR	930		1/31/2025	Collinsville



Client: Vistra Energy

Work Order: 23030002

Client Project: BAL-23Q1

Report Date: 28-Apr-23

Lab ID: 23030002-001

Client Sample ID: MW-150

Matrix: GROUNDWATER

Collection Date: 03/15/2023 17:49

Analyses	Certification	RL	Qual	Result	Units	DF	Date Analyzed	Batch
SEE ATTACHED FOR SUBCONTRACTING ANALYSIS								
Subcontracted Analysis	*	0		See Attached		1	03/23/2023 0:00	R328016



Client: Vistra Energy

Work Order: 23030002

Client Project: BAL-23Q1

Report Date: 28-Apr-23

Lab ID: 23030002-002

Client Sample ID: MW-151

Matrix: GROUNDWATER

Collection Date: 03/15/2023 12:34

Analyses	Certification	RL	Qual	Result	Units	DF	Date Analyzed	Batch
SEE ATTACHED FOR SUBCONTRACTING ANALYSIS								
Subcontracted Analysis	*	0		See Attached		1	03/23/2023 0:00	R328016



Client: Vistra Energy

Work Order: 23030002

Client Project: BAL-23Q1

Report Date: 28-Apr-23

Lab ID: 23030002-003

Client Sample ID: MW-152

Matrix: GROUNDWATER

Collection Date: 03/15/2023 13:01

Analyses	Certification	RL	Qual	Result	Units	DF	Date Analyzed	Batch
SEE ATTACHED FOR SUBCONTRACTING ANALYSIS								
Subcontracted Analysis	*	0		See Attached		1	03/23/2023 0:00	R328016



Client: Vistra Energy

Work Order: 23030002

Client Project: BAL-23Q1

Report Date: 28-Apr-23

Lab ID: 23030002-004

Client Sample ID: MW-153

Matrix: GROUNDWATER

Collection Date: 03/15/2023 16:01

Analyses	Certification	RL	Qual	Result	Units	DF	Date Analyzed	Batch
SEE ATTACHED FOR SUBCONTRACTING ANALYSIS								
Subcontracted Analysis	*	0		See Attached		1	04/07/2023 0:00	R328016



Client: Vistra Energy

Work Order: 23030002

Client Project: BAL-23Q1

Report Date: 28-Apr-23

Lab ID: 23030002-005

Client Sample ID: MW-192

Matrix: GROUNDWATER

Collection Date: 03/13/2023 15:16

Analyses	Certification	RL	Qual	Result	Units	DF	Date Analyzed	Batch
SEE ATTACHED FOR SUBCONTRACTING ANALYSIS								
Subcontracted Analysis	*	0		See Attached		1	03/23/2023 0:00	R328016



Client: Vistra Energy

Work Order: 23030002

Client Project: BAL-23Q1

Report Date: 28-Apr-23

Lab ID: 23030002-006

Client Sample ID: MW-193

Matrix: GROUNDWATER

Collection Date: 03/13/2023 14:19

Analyses	Certification	RL	Qual	Result	Units	DF	Date Analyzed	Batch
SEE ATTACHED FOR SUBCONTRACTING ANALYSIS								
Subcontracted Analysis	*	0		See Attached		1	04/07/2023 0:00	R328016



Client: Vistra Energy

Work Order: 23030002

Client Project: BAL-23Q1

Report Date: 28-Apr-23

Lab ID: 23030002-007

Client Sample ID: MW-194

Matrix: GROUNDWATER

Collection Date: 03/13/2023 13:10

Analyses	Certification	RL	Qual	Result	Units	DF	Date Analyzed	Batch
SEE ATTACHED FOR SUBCONTRACTING ANALYSIS								
Subcontracted Analysis	*	0		See Attached		1	04/07/2023 0:00	R328016



Client: Vistra Energy

Work Order: 23030002

Client Project: BAL-23Q1

Report Date: 28-Apr-23

Lab ID: 23030002-008

Client Sample ID: MW-252

Matrix: GROUNDWATER

Collection Date: 03/15/2023 13:31

Analyses	Certification	RL	Qual	Result	Units	DF	Date Analyzed	Batch
SEE ATTACHED FOR SUBCONTRACTING ANALYSIS								
Subcontracted Analysis	*	0		See Attached		1	03/23/2023 0:00	R328016



Client: Vistra Energy

Work Order: 23030002

Client Project: BAL-23Q1

Report Date: 28-Apr-23

Lab ID: 23030002-009

Client Sample ID: MW-253

Matrix: GROUNDWATER

Collection Date: 03/15/2023 15:35

Analyses	Certification	RL	Qual	Result	Units	DF	Date Analyzed	Batch
SEE ATTACHED FOR SUBCONTRACTING ANALYSIS								
Subcontracted Analysis	*	0		See Attached		1	04/07/2023 0:00	R328016



Client: Vistra Energy

Work Order: 23030002

Client Project: BAL-23Q1

Report Date: 28-Apr-23

Lab ID: 23030002-010

Client Sample ID: MW-258

Matrix: GROUNDWATER

Collection Date: 03/13/2023 12:28

Analyses	Certification	RL	Qual	Result	Units	DF	Date Analyzed	Batch
SEE ATTACHED FOR SUBCONTRACTING ANALYSIS								
Subcontracted Analysis	*	0		See Attached		1	03/23/2023 0:00	R328016



Client: Vistra Energy

Work Order: 23030002

Client Project: BAL-23Q1

Report Date: 28-Apr-23

Lab ID: 23030002-011

Client Sample ID: MW-304

Matrix: GROUNDWATER

Collection Date: 03/15/2023 10:39

Analyses	Certification	RL	Qual	Result	Units	DF	Date Analyzed	Batch
SEE ATTACHED FOR SUBCONTRACTING ANALYSIS								
Subcontracted Analysis	*	0		See Attached		1	03/23/2023 0:00	R328016



Client: Vistra Energy

Work Order: 23030002

Client Project: BAL-23Q1

Report Date: 28-Apr-23

Lab ID: 23030002-012

Client Sample ID: MW-306

Matrix: GROUNDWATER

Collection Date: 03/15/2023 14:52

Analyses	Certification	RL	Qual	Result	Units	DF	Date Analyzed	Batch
SEE ATTACHED FOR SUBCONTRACTING ANALYSIS								
Subcontracted Analysis	*	0		See Attached		1	04/07/2023 0:00	R328016



Client: Vistra Energy

Work Order: 23030002

Client Project: BAL-23Q1

Report Date: 28-Apr-23

Lab ID: 23030002-013

Client Sample ID: MW-350

Matrix: GROUNDWATER

Collection Date: 03/15/2023 18:13

Analyses	Certification	RL	Qual	Result	Units	DF	Date Analyzed	Batch
SEE ATTACHED FOR SUBCONTRACTING ANALYSIS								
Subcontracted Analysis	*	0		See Attached		1	04/07/2023 0:00	R328016



Client: Vistra Energy

Work Order: 23030002

Client Project: BAL-23Q1

Report Date: 28-Apr-23

Lab ID: 23030002-014

Client Sample ID: MW-352

Matrix: GROUNDWATER

Collection Date: 03/15/2023 13:45

Analyses	Certification	RL	Qual	Result	Units	DF	Date Analyzed	Batch
SEE ATTACHED FOR SUBCONTRACTING ANALYSIS								
Subcontracted Analysis	*	0		See Attached		1	03/23/2023 0:00	R328016



Client: Vistra Energy

Work Order: 23030002

Client Project: BAL-23Q1

Report Date: 28-Apr-23

Lab ID: 23030002-015

Client Sample ID: MW-356

Matrix: GROUNDWATER

Collection Date: 03/13/2023 16:09

Analyses	Certification	RL	Qual	Result	Units	DF	Date Analyzed	Batch
SEE ATTACHED FOR SUBCONTRACTING ANALYSIS								
Subcontracted Analysis	*	0		See Attached		1	03/23/2023 0:00	R328016



Client: Vistra Energy

Work Order: 23030002

Client Project: BAL-23Q1

Report Date: 28-Apr-23

Lab ID: 23030002-016

Client Sample ID: MW-358

Matrix: GROUNDWATER

Collection Date: 03/13/2023 11:57

Analyses	Certification	RL	Qual	Result	Units	DF	Date Analyzed	Batch
SEE ATTACHED FOR SUBCONTRACTING ANALYSIS								
Subcontracted Analysis	*	0		See Attached		1	03/24/2023 0:00	R328016



Client: Vistra Energy

Work Order: 23030002

Client Project: BAL-23Q1

Report Date: 28-Apr-23

Lab ID: 23030002-017

Client Sample ID: MW-366

Matrix: GROUNDWATER

Collection Date: 03/14/2023 11:03

Analyses	Certification	RL	Qual	Result	Units	DF	Date Analyzed	Batch
SEE ATTACHED FOR SUBCONTRACTING ANALYSIS								
Subcontracted Analysis	*	0		See Attached		1	04/07/2023 0:00	R328016



Client: Vistra Energy

Work Order: 23030002

Client Project: BAL-23Q1

Report Date: 28-Apr-23

Lab ID: 23030002-018

Client Sample ID: MW-369

Matrix: GROUNDWATER

Collection Date: 03/13/2023 16:51

Analyses	Certification	RL	Qual	Result	Units	DF	Date Analyzed	Batch
SEE ATTACHED FOR SUBCONTRACTING ANALYSIS								
Subcontracted Analysis	*	0		See Attached		1	03/24/2023 0:00	R328016



Client: Vistra Energy

Work Order: 23030002

Client Project: BAL-23Q1

Report Date: 28-Apr-23

Lab ID: 23030002-019

Client Sample ID: MW-370

Matrix: GROUNDWATER

Collection Date: 03/14/2023 9:30

Analyses	Certification	RL	Qual	Result	Units	DF	Date Analyzed	Batch
SEE ATTACHED FOR SUBCONTRACTING ANALYSIS								
Subcontracted Analysis	*	0		See Attached		1	03/24/2023 0:00	R328016



Client: Vistra Energy

Work Order: 23030002

Client Project: BAL-23Q1

Report Date: 28-Apr-23

Lab ID: 23030002-020

Client Sample ID: MW-375

Matrix: GROUNDWATER

Collection Date: 03/14/2023 14:12

Analyses	Certification	RL	Qual	Result	Units	DF	Date Analyzed	Batch
SEE ATTACHED FOR SUBCONTRACTING ANALYSIS								
Subcontracted Analysis	*	0		See Attached		1	03/24/2023 0:00	R328016



Client: Vistra Energy

Work Order: 23030002

Client Project: BAL-23Q1

Report Date: 28-Apr-23

Lab ID: 23030002-021

Client Sample ID: MW-377

Matrix: GROUNDWATER

Collection Date: 03/14/2023 14:56

Analyses	Certification	RL	Qual	Result	Units	DF	Date Analyzed	Batch
SEE ATTACHED FOR SUBCONTRACTING ANALYSIS								
Subcontracted Analysis	*	0		See Attached		1	03/24/2023 0:00	R328016



Client: Vistra Energy

Work Order: 23030002

Client Project: BAL-23Q1

Report Date: 28-Apr-23

Lab ID: 23030002-022

Client Sample ID: MW-382

Matrix: GROUNDWATER

Collection Date: 03/14/2023 10:23

Analyses	Certification	RL	Qual	Result	Units	DF	Date Analyzed	Batch
SEE ATTACHED FOR SUBCONTRACTING ANALYSIS								
Subcontracted Analysis	*	0		See Attached		1	03/24/2023 0:00	R328016



Client: Vistra Energy

Work Order: 23030002

Client Project: BAL-23Q1

Report Date: 28-Apr-23

Lab ID: 23030002-023

Client Sample ID: MW-383

Matrix: GROUNDWATER

Collection Date: 03/14/2023 12:36

Analyses	Certification	RL	Qual	Result	Units	DF	Date Analyzed	Batch
SEE ATTACHED FOR SUBCONTRACTING ANALYSIS								
Subcontracted Analysis	*	0		See Attached		1	03/24/2023 0:00	R328016



Client: Vistra Energy

Work Order: 23030002

Client Project: BAL-23Q1

Report Date: 28-Apr-23

Lab ID: 23030002-024

Client Sample ID: MW-384

Matrix: GROUNDWATER

Collection Date: 03/14/2023 12:07

Analyses	Certification	RL	Qual	Result	Units	DF	Date Analyzed	Batch
SEE ATTACHED FOR SUBCONTRACTING ANALYSIS								
Subcontracted Analysis	*	0		See Attached		1	03/24/2023 0:00	R328016



Client: Vistra Energy

Work Order: 23030002

Client Project: BAL-23Q1

Report Date: 28-Apr-23

Lab ID: 23030002-025

Client Sample ID: MW-390

Matrix: GROUNDWATER

Collection Date: 03/14/2023 11:38

Analyses	Certification	RL	Qual	Result	Units	DF	Date Analyzed	Batch
SEE ATTACHED FOR SUBCONTRACTING ANALYSIS								
Subcontracted Analysis	*	0		See Attached		1	04/07/2023 0:00	R328016



Client: Vistra Energy

Work Order: 23030002

Client Project: BAL-23Q1

Report Date: 28-Apr-23

Lab ID: 23030002-026

Client Sample ID: MW-391

Matrix: GROUNDWATER

Collection Date: 03/14/2023 13:44

Analyses	Certification	RL	Qual	Result	Units	DF	Date Analyzed	Batch
SEE ATTACHED FOR SUBCONTRACTING ANALYSIS								
Subcontracted Analysis	*	0		See Attached		1	03/24/2023 0:00	R328016



Client: Vistra Energy Work Order: 23030002
 Client Project: BAL-23Q1 Report Date: 28-Apr-23
 Lab ID: 23030002-027 Client Sample ID: MW-392
 Matrix: GROUNDWATER Collection Date: 03/13/2023 15:42

Analyses	Certification	RL	Qual	Result	Units	DF	Date Analyzed	Batch
SEE ATTACHED FOR SUBCONTRACTING ANALYSIS								
Subcontracted Analysis	*	0		See Attached		1	03/24/2023 0:00	R328016



Client: Vistra Energy

Work Order: 23030002

Client Project: BAL-23Q1

Report Date: 28-Apr-23

Lab ID: 23030002-028

Client Sample ID: MW-393

Matrix: GROUNDWATER

Collection Date: 03/13/2023 14:48

Analyses	Certification	RL	Qual	Result	Units	DF	Date Analyzed	Batch
SEE ATTACHED FOR SUBCONTRACTING ANALYSIS								
Subcontracted Analysis	*	0		See Attached		1	03/24/2023 0:00	R328016



Client: Vistra Energy

Work Order: 23030002

Client Project: BAL-23Q1

Report Date: 28-Apr-23

Lab ID: 23030002-029

Client Sample ID: MW-394

Matrix: GROUNDWATER

Collection Date: 03/13/2023 13:50

Analyses	Certification	RL	Qual	Result	Units	DF	Date Analyzed	Batch
SEE ATTACHED FOR SUBCONTRACTING ANALYSIS								
Subcontracted Analysis	*	0		See Attached		1	03/24/2023 0:00	R328016



Client: Vistra Energy

Work Order: 23030002

Client Project: BAL-23Q1

Report Date: 28-Apr-23

Lab ID: 23030002-030

Client Sample ID: OW-256

Matrix: GROUNDWATER

Collection Date: 03/14/2023 9:06

Analyses	Certification	RL	Qual	Result	Units	DF	Date Analyzed	Batch
SEE ATTACHED FOR SUBCONTRACTING ANALYSIS								
Subcontracted Analysis	*	0		See Attached		1	04/07/2023 0:00	R328016



Client: Vistra Energy

Work Order: 23030002

Client Project: BAL-23Q1

Report Date: 28-Apr-23

Lab ID: 23030002-031

Client Sample ID: OW-257

Matrix: GROUNDWATER

Collection Date: 03/14/2023 13:23

Analyses	Certification	RL	Qual	Result	Units	DF	Date Analyzed	Batch
SEE ATTACHED FOR SUBCONTRACTING ANALYSIS								
Subcontracted Analysis	*	0		See Attached		1	03/24/2023 0:00	R328016



Client: Vistra Energy

Work Order: 23030002

Client Project: BAL-23Q1

Report Date: 28-Apr-23

Lab ID: 23030002-032

Client Sample ID: PZ-170

Matrix: GROUNDWATER

Collection Date: 03/14/2023 9:56

Analyses	Certification	RL	Qual	Result	Units	DF	Date Analyzed	Batch
SEE ATTACHED FOR SUBCONTRACTING ANALYSIS								
Subcontracted Analysis	*	0		See Attached		1	03/24/2023 0:00	R328016



Client: Vistra Energy

Work Order: 23030002

Client Project: BAL-23Q1

Report Date: 28-Apr-23

Lab ID: 23030002-033

Client Sample ID: PZ-182

Matrix: GROUNDWATER

Collection Date: 03/14/2023 10:42

Analyses	Certification	RL	Qual	Result	Units	DF	Date Analyzed	Batch
SEE ATTACHED FOR SUBCONTRACTING ANALYSIS								
Subcontracted Analysis	*	0		See Attached		1	04/07/2023 0:00	R328016



Client: Vistra Energy

Work Order: 23030002

Client Project: BAL-23Q1

Report Date: 28-Apr-23

Lab ID: 23030002-034

Client Sample ID: TPZ-164_pore

Matrix: GROUNDWATER

Collection Date: 03/14/2023 16:12

Analyses	Certification	RL	Qual	Result	Units	DF	Date Analyzed	Batch
SEE ATTACHED FOR SUBCONTRACTING ANALYSIS								
Subcontracted Analysis	*	0		See Attached		1	03/27/2023 0:00	R328016



Client: Vistra Energy

Work Order: 23030002

Client Project: BAL-23Q1

Report Date: 28-Apr-23

Lab ID: 23030002-035

Client Sample ID: MW-304 Duplicate

Matrix: GROUNDWATER

Collection Date: 03/15/2023 10:39

Analyses	Certification	RL	Qual	Result	Units	DF	Date Analyzed	Batch
SEE ATTACHED FOR SUBCONTRACTING ANALYSIS								
Subcontracted Analysis	*	0		See Attached		1	03/24/2023 0:00	R328016



Client: Vistra Energy
Client Project: BAL-23Q1
Lab ID: 23030002-036
Matrix: AQUEOUS

Work Order: 23030002
Report Date: 28-Apr-23
Client Sample ID: Field Blank
Collection Date: 03/15/2023 11:07

Analyses	Certification	RL	Qual	Result	Units	DF	Date Analyzed	Batch
SEE ATTACHED FOR SUBCONTRACTING ANALYSIS								
Subcontracted Analysis	*	0		See Attached		1	03/24/2023 0:00	R328016



Sample Summary

<http://www.teklabinc.com/>

Client: Vistra Energy

Work Order: 23030002

Client Project: BAL-23Q1

Report Date: 28-Apr-23

Lab Sample ID	Client Sample ID	Matrix	Fractions	Collection Date
23030002-001	MW-150	Groundwater	1	03/15/2023 17:49
23030002-002	MW-151	Groundwater	1	03/15/2023 12:34
23030002-003	MW-152	Groundwater	1	03/15/2023 13:01
23030002-004	MW-153	Groundwater	1	03/15/2023 16:01
23030002-005	MW-192	Groundwater	1	03/13/2023 15:16
23030002-006	MW-193	Groundwater	1	03/13/2023 14:19
23030002-007	MW-194	Groundwater	1	03/13/2023 13:10
23030002-008	MW-252	Groundwater	1	03/15/2023 13:31
23030002-009	MW-253	Groundwater	1	03/15/2023 15:35
23030002-010	MW-258	Groundwater	1	03/13/2023 12:28
23030002-011	MW-304	Groundwater	1	03/15/2023 10:39
23030002-012	MW-306	Groundwater	1	03/15/2023 14:52
23030002-013	MW-350	Groundwater	1	03/15/2023 18:13
23030002-014	MW-352	Groundwater	1	03/15/2023 13:45
23030002-015	MW-356	Groundwater	1	03/13/2023 16:09
23030002-016	MW-358	Groundwater	1	03/13/2023 11:57
23030002-017	MW-366	Groundwater	1	03/14/2023 11:03
23030002-018	MW-369	Groundwater	1	03/13/2023 16:51
23030002-019	MW-370	Groundwater	1	03/14/2023 9:30
23030002-020	MW-375	Groundwater	1	03/14/2023 14:12
23030002-021	MW-377	Groundwater	1	03/14/2023 14:56
23030002-022	MW-382	Groundwater	1	03/14/2023 10:23
23030002-023	MW-383	Groundwater	1	03/14/2023 12:36
23030002-024	MW-384	Groundwater	1	03/14/2023 12:07
23030002-025	MW-390	Groundwater	1	03/14/2023 11:38
23030002-026	MW-391	Groundwater	1	03/14/2023 13:44
23030002-027	MW-392	Groundwater	1	03/13/2023 15:42
23030002-028	MW-393	Groundwater	1	03/13/2023 14:48
23030002-029	MW-394	Groundwater	1	03/13/2023 13:50
23030002-030	OW-256	Groundwater	1	03/14/2023 9:06
23030002-031	OW-257	Groundwater	1	03/14/2023 13:23
23030002-032	PZ-170	Groundwater	1	03/14/2023 9:56
23030002-033	PZ-182	Groundwater	1	03/14/2023 10:42
23030002-034	TPZ-164_pore	Groundwater	1	03/14/2023 16:12
23030002-035	MW-304 Duplicate	Groundwater	1	03/15/2023 10:39
23030002-036	Field Blank	Aqueous	1	03/15/2023 11:07



Dates Report

<http://www.teklabinc.com/>

Client: Vistra Energy

Work Order: 23030002

Client Project: BAL-23Q1

Report Date: 28-Apr-23

Sample ID	Client Sample ID Test Name	Collection Date	Received Date	Prep Date/Time	Analysis Date/Time
23030002-001A	MW-150 See Attached for Subcontracting Analysis	03/15/2023 17:49	03/16/2023 7:51		03/23/2023 0:00
23030002-002A	MW-151 See Attached for Subcontracting Analysis	03/15/2023 12:34	03/16/2023 7:51		03/23/2023 0:00
23030002-003A	MW-152 See Attached for Subcontracting Analysis	03/15/2023 13:01	03/16/2023 7:51		03/23/2023 0:00
23030002-004A	MW-153 See Attached for Subcontracting Analysis	03/15/2023 16:01	03/16/2023 7:51		04/07/2023 0:00
23030002-005A	MW-192 See Attached for Subcontracting Analysis	03/13/2023 15:16	03/16/2023 7:51		03/23/2023 0:00
23030002-006A	MW-193 See Attached for Subcontracting Analysis	03/13/2023 14:19	03/16/2023 7:51		04/07/2023 0:00
23030002-007A	MW-194 See Attached for Subcontracting Analysis	03/13/2023 13:10	03/16/2023 7:51		04/07/2023 0:00
23030002-008A	MW-252 See Attached for Subcontracting Analysis	03/15/2023 13:31	03/16/2023 7:51		03/23/2023 0:00
23030002-009A	MW-253 See Attached for Subcontracting Analysis	03/15/2023 15:35	03/16/2023 7:51		04/07/2023 0:00
23030002-010A	MW-258 See Attached for Subcontracting Analysis	03/13/2023 12:28	03/16/2023 7:51		03/23/2023 0:00
23030002-011A	MW-304 See Attached for Subcontracting Analysis	03/15/2023 10:39	03/16/2023 7:51		03/23/2023 0:00
23030002-012A	MW-306 See Attached for Subcontracting Analysis	03/15/2023 14:52	03/16/2023 7:51		04/07/2023 0:00
23030002-013A	MW-350 See Attached for Subcontracting Analysis	03/15/2023 18:13	03/16/2023 7:51		04/07/2023 0:00
23030002-014A	MW-352 See Attached for Subcontracting Analysis	03/15/2023 13:45	03/16/2023 7:51		03/23/2023 0:00
23030002-015A	MW-356 See Attached for Subcontracting Analysis	03/13/2023 16:09	03/16/2023 7:51		03/23/2023 0:00
23030002-016A	MW-358 See Attached for Subcontracting Analysis	03/13/2023 11:57	03/16/2023 7:51		03/24/2023 0:00
23030002-017A	MW-366 See Attached for Subcontracting Analysis	03/14/2023 11:03	03/16/2023 7:51		04/07/2023 0:00
23030002-018A	MW-369	03/13/2023 16:51	03/16/2023 7:51		



Dates Report

<http://www.teklabinc.com/>

Client: Vistra Energy

Work Order: 23030002

Client Project: BAL-23Q1

Report Date: 28-Apr-23

Sample ID	Client Sample ID Test Name	Collection Date	Received Date	Prep Date/Time	Analysis Date/Time
	See Attached for Subcontracting Analysis				03/24/2023 0:00
23030002-019A	MW-370	03/14/2023 9:30	03/16/2023 7:51		
	See Attached for Subcontracting Analysis				03/24/2023 0:00
23030002-020A	MW-375	03/14/2023 14:12	03/16/2023 7:51		
	See Attached for Subcontracting Analysis				03/24/2023 0:00
23030002-021A	MW-377	03/14/2023 14:56	03/16/2023 7:51		
	See Attached for Subcontracting Analysis				03/24/2023 0:00
23030002-022A	MW-382	03/14/2023 10:23	03/16/2023 7:51		
	See Attached for Subcontracting Analysis				03/24/2023 0:00
23030002-023A	MW-383	03/14/2023 12:36	03/16/2023 7:51		
	See Attached for Subcontracting Analysis				03/24/2023 0:00
23030002-024A	MW-384	03/14/2023 12:07	03/16/2023 7:51		
	See Attached for Subcontracting Analysis				03/24/2023 0:00
23030002-025A	MW-390	03/14/2023 11:38	03/16/2023 7:51		
	See Attached for Subcontracting Analysis				04/07/2023 0:00
23030002-026A	MW-391	03/14/2023 13:44	03/16/2023 7:51		
	See Attached for Subcontracting Analysis				03/24/2023 0:00
23030002-027A	MW-392	03/13/2023 15:42	03/16/2023 7:51		
	See Attached for Subcontracting Analysis				03/24/2023 0:00
23030002-028A	MW-393	03/13/2023 14:48	03/16/2023 7:51		
	See Attached for Subcontracting Analysis				03/24/2023 0:00
23030002-029A	MW-394	03/13/2023 13:50	03/16/2023 7:51		
	See Attached for Subcontracting Analysis				03/24/2023 0:00
23030002-030A	OW-256	03/14/2023 9:06	03/16/2023 7:51		
	See Attached for Subcontracting Analysis				04/07/2023 0:00
23030002-031A	OW-257	03/14/2023 13:23	03/16/2023 7:51		
	See Attached for Subcontracting Analysis				03/24/2023 0:00
23030002-032A	PZ-170	03/14/2023 9:56	03/16/2023 7:51		
	See Attached for Subcontracting Analysis				03/24/2023 0:00
23030002-033A	PZ-182	03/14/2023 10:42	03/16/2023 7:51		
	See Attached for Subcontracting Analysis				04/07/2023 0:00
23030002-034A	TPZ-164_pore	03/14/2023 16:12	03/16/2023 7:51		
	See Attached for Subcontracting Analysis				03/27/2023 0:00
23030002-035A	MW-304 Duplicate	03/15/2023 10:39	03/16/2023 7:51		
	See Attached for Subcontracting Analysis				03/24/2023 0:00



Dates Report

<http://www.teklabinc.com/>

Client: Vistra Energy

Work Order: 23030002

Client Project: BAL-23Q1

Report Date: 28-Apr-23

Sample ID	Client Sample ID Test Name	Collection Date	Received Date	Prep Date/Time	Analysis Date/Time
23030002-036A	Field Blank	03/15/2023 11:07	03/16/2023 7:51		
	See Attached for Subcontracting Analysis				03/24/2023 0:00



Receiving Check List

<http://www.teklabinc.com/>

Client: Vistra Energy

Work Order: 23030002

Client Project: BAL-23Q1

Report Date: 28-Apr-23

Carrier: Tracy Carroll

Received By: ANC

Completed by:

Candace Moore

Reviewed by:

Elizabeth A. Hurley

On:

On:

16-Mar-23

16-Mar-23

Candace Moore

Elizabeth A. Hurley

Pages to follow: Chain of custody

Extra pages included

- | | | | | |
|---|---|---|--|----------------------------------|
| Shipping container/cooler in good condition? | Yes <input checked="" type="checkbox"/> | No <input type="checkbox"/> | Not Present <input type="checkbox"/> | Temp °C 4.0 |
| Type of thermal preservation? | None <input type="checkbox"/> | Ice <input checked="" type="checkbox"/> | Blue Ice <input type="checkbox"/> | Dry Ice <input type="checkbox"/> |
| Chain of custody present? | Yes <input checked="" type="checkbox"/> | No <input type="checkbox"/> | | |
| Chain of custody signed when relinquished and received? | Yes <input checked="" type="checkbox"/> | No <input type="checkbox"/> | | |
| Chain of custody agrees with sample labels? | Yes <input checked="" type="checkbox"/> | No <input type="checkbox"/> | | |
| Samples in proper container/bottle? | Yes <input checked="" type="checkbox"/> | No <input type="checkbox"/> | | |
| Sample containers intact? | Yes <input checked="" type="checkbox"/> | No <input type="checkbox"/> | | |
| Sufficient sample volume for indicated test? | Yes <input checked="" type="checkbox"/> | No <input type="checkbox"/> | | |
| All samples received within holding time? | Yes <input checked="" type="checkbox"/> | No <input type="checkbox"/> | | |
| Reported field parameters measured: | Field <input type="checkbox"/> | Lab <input type="checkbox"/> | NA <input checked="" type="checkbox"/> | |
| Container/Temp Blank temperature in compliance? | Yes <input checked="" type="checkbox"/> | No <input type="checkbox"/> | | |

When thermal preservation is required, samples are compliant with a temperature between 0.1°C - 6.0°C, or when samples are received on ice the same day as collected.

- | | | | |
|---|------------------------------|--|---|
| Water – at least one vial per sample has zero headspace? | Yes <input type="checkbox"/> | No <input type="checkbox"/> | No VOA vials <input checked="" type="checkbox"/> |
| Water - TOX containers have zero headspace? | Yes <input type="checkbox"/> | No <input type="checkbox"/> | No TOX containers <input checked="" type="checkbox"/> |
| Water - pH acceptable upon receipt? | Yes <input type="checkbox"/> | No <input checked="" type="checkbox"/> | NA <input type="checkbox"/> |
| NPDES/CWA TCN interferences checked/treated in the field? | Yes <input type="checkbox"/> | No <input type="checkbox"/> | NA <input checked="" type="checkbox"/> |

Any No responses must be detailed below or on the COC.

pH strip #87147. - CET/cmoore - 3/16/2023 1:30:37 PM

Additional Nitric Acid (87873) was needed for MW-258, MW-304, MW-356, MW-358, MW-375, MW-383, MW-384, MW-391, MW-393, MW-394, PZ-170 and MW-304 Duplicate upon arrival at the laboratory. - CET/cmoore - 3/16/2023 1:30:54 PM

CHAIN-OF-CUSTODY / Analytical Request Document

The Chain-of-Custody is a LEGAL DOCUMENT. All relevant fields must be completed accurately.

Section A Required Client Information:		Section B Required Project Information:		Section C Invoice Information:		Page: 1 of 3	
Company: Vistra Corp		Report To: Brian Voelker		Attention: Jason Stuckey		REGULATORY AGENCY	
Address: 13498 E. 900th St		Copy To: Jason Stuckey		Company Name: Vistra Corp			
Email To: Brian.Voelker@VistraCorp.com		Purchase Order No.:		Address: see Section A		NPDES GROUND WATER DRINKING WATER	
Phone: (217) 753-8911 Fax:		Project Name:		Quote Reference:		UST RCRA OTHER	
Requested Due Date/TAT: 10 day		Project Number: 2285		Project Manager:		Site Location	
				Profile #:		STATE: IL	

ITEM #	Section D Required Client Information	Valid Matrix Codes MATRIX CODE	MATRIX CODE (see valid codes to left)	SAMPLE TYPE (G=GRAB C=COMP)	COLLECTED		SAMPLE TEMP AT COLLECTION	# OF CONTAINERS	Preservatives							Analysis Test ↓	Requested Analysis Filtered (Y/N)					Residual Chlorine (Y/N)	Project No / Lab I.D.			
					DATE	TIME			Unpreserved	H ₂ SO ₄	HNO ₃	HCl	NaOH	Na ₂ S ₂ O ₃	Methanol		Other	BAL_257_601	BAL_257_605	BAL_845_601	BAL_CLOSURE_605			BAL_WPCP_605		
																									Y	N
1	MW-104SR				3-15-23	0942																				
2	MW-104DR				3-15-23	1006																				
3	MW-150				3-15-23	1749	2	2						✓											23030002-001	
4	MW-151				3-15-23	1234								✓											002	
5	MW-152				3-15-23	1301								✓											003	
6	MW-153				3-15-23	1601								✓											004	
7	MW-154 DRY				3-15-23	1717																				
8	MW-155				3-15-23	1645	2	2																		
9	MW-192				3-13-23	1516																			005	
10	MW-193				3-13-23	1419																			006	
11	MW-194				3-13-23	1310																			007	
12	MW-252				3-15-23	1331								✓											008	
13	MW-253				3-15-23	1535								✓											009	
14	MW-258 *				3-13-23	1229								✓											010	
15	MW-304 *				3-15-23	1039								✓											011	
16	MW-306				3-15-23	1452								✓											012	

ADDITIONAL COMMENTS	RELINQUISHED BY / AFFILIATION	DATE	TIME	ACCEPTED BY / AFFILIATION	DATE	TIME	SAMPLE CONDITIONS							
BAL-23Q1 Rev 0	<i>Tracy Carroll</i>	3/16/23	7:51	<i>Allison Colvin</i>	3/16	7:51	Temp in °C	Received on Ice (Y/N)	Custody Sealed Cooler (Y/N)	Samples Intact (Y/N)				

R226/228 only.
pH 8.747. Added HNO₃ (87873) to 2/2*.
CET 3-16-23

SAMPLER NAME AND SIGNATURE		Temp in °C	Received on Ice (Y/N)	Custody Sealed Cooler (Y/N)	Samples Intact (Y/N)
PRINT Name of SAMPLER:	<i>J. Cole & T. Carroll</i>				
SIGNATURE of SAMPLER:	<i>Tracy Carroll</i>	DATE Signed (MM/DD/YY):	3/16/23	7:51	

UTG:1 PCE

CHAIN-OF-CUSTODY / Analytical Request Document

BALDWIN POWER PLANT, BOTTOM WASH POND

The Chain-of-Custody is a LEGAL DOCUMENT. All relevant fields must be completed accurately.

Section A Required Client Information:		Section B Required Project Information:		Section C Invoice Information:		REGULATORY AGENCY		
Company: Vistra Corp		Report To: Brian Voelker		Attention: Jason Stuckey		Company Name: Vistra Corp		
Address: 13498 E. 900th St		Copy To: Jason Stuckey		Address: see Section A		NPDES GROUND WATER DRINKING WATER		
Email To: Brian.Voelker@VistraCorp.com		Purchase Order No.:		Quote Reference:		UST RCRA OTHER		
Phone: (217) 753-8911 Fax:		Project Name:		Project Manager:		Site Location IL		
Requested Due Date/TAT: 10 day		Project Number: 2285		Profile #:		STATE:		

ITEM #	Section D Required Client Information	Valid Matrix Codes MATRIX CODE	COLLECTED	DATE	TIME	SAMPLE TEMP AT COLLECTION	# OF CONTAINERS	Preservatives										Analysis Test	Requested Analysis Filtered (Y/N)					Residual Chlorine (Y/N)	Project No./ Lab I.D.				
								Unpreserved	H ₂ SO ₄	HNO ₃	HCl	NaOH	Na ₂ S ₂ O ₃	Methanol	Other	BAL_257_601	BAL_257_605		BAL_845_601	BAL_CLOSURE_605	BAL_WPCP_605	NPDES	GROUND WATER			DRINKING WATER	UST	RCRA	OTHER
1	MW-350			3-15-23	1813		2	X																					
2	MW-352			3-15-23	1345		2																						
3	MW-355			3-15-23	1702																								
4	MW-356 *			3-13-23	1609		2																						
5	MW-358 *			3-13-23	1157																								
6	MW-366			3-14-23	1103																								
7	MW-369			3-13-23	1651																								
8	MW-370			3-14-23	0930																								
9	MW-375 *			3-14-23	1412																								
10	MW-377			3-14-23	1456																								
11	MW-382			3-14-23	1823																								
12	MW-383 *			3-14-23	1236																								
13	MW-384 *			3-14-23	1207																								
14	MW-390			3-14-23	1138																								
15	MW-391 *			3-14-23	1374																								
16	MW-392			3-13-23	1542																								

ADDITIONAL COMMENTS		RELINQUISHED BY / AFFILIATION		DATE	TIME	ACCEPTED BY / AFFILIATION		DATE	TIME	SAMPLE CONDITIONS		
BAL-23Q1 Rev 0		<i>Jessamy Carroll</i>		3/16/23	751	<i>Allison Cole</i>		3/16	751			

SAMPLER NAME AND SIGNATURE				Temp in °C	Received on Ice (Y/N)	Custody Sealed Cooler (Y/N)	Samples Intact (Y/N)
PRINT Name of SAMPLER: <i>Jessamy Carroll</i>							
SIGNATURE of SAMPLER: <i>Jessamy Carroll</i>							
DATE Signed (MM/DD/YY): <i>3/16/23 7:51</i>							



ANALYTICAL REPORT

ANNUAL GROUNDWATER MONITORING AND CORRECTIVE ACTION REPORT
BALDWIN POWER PLANT, BOTTOM ASH POND

APPENDIX A.
BAL-257-601

April 27, 2023

- 1 Cp
- 2 Tc
- 3 Ss
- 4 Cn
- 5 Sr
- 6 Qc
- 7 Gl
- 8 Al
- 9 Sc

TEKLAB, Inc.

Sample Delivery Group: L1596613
 Samples Received: 03/20/2023
 Project Number: 23030002
 Description:
 Site: 001
 Report To: Elizabeth Hurley
 5445 Horseshoe Lake Road
 Collinsville, IL 62234

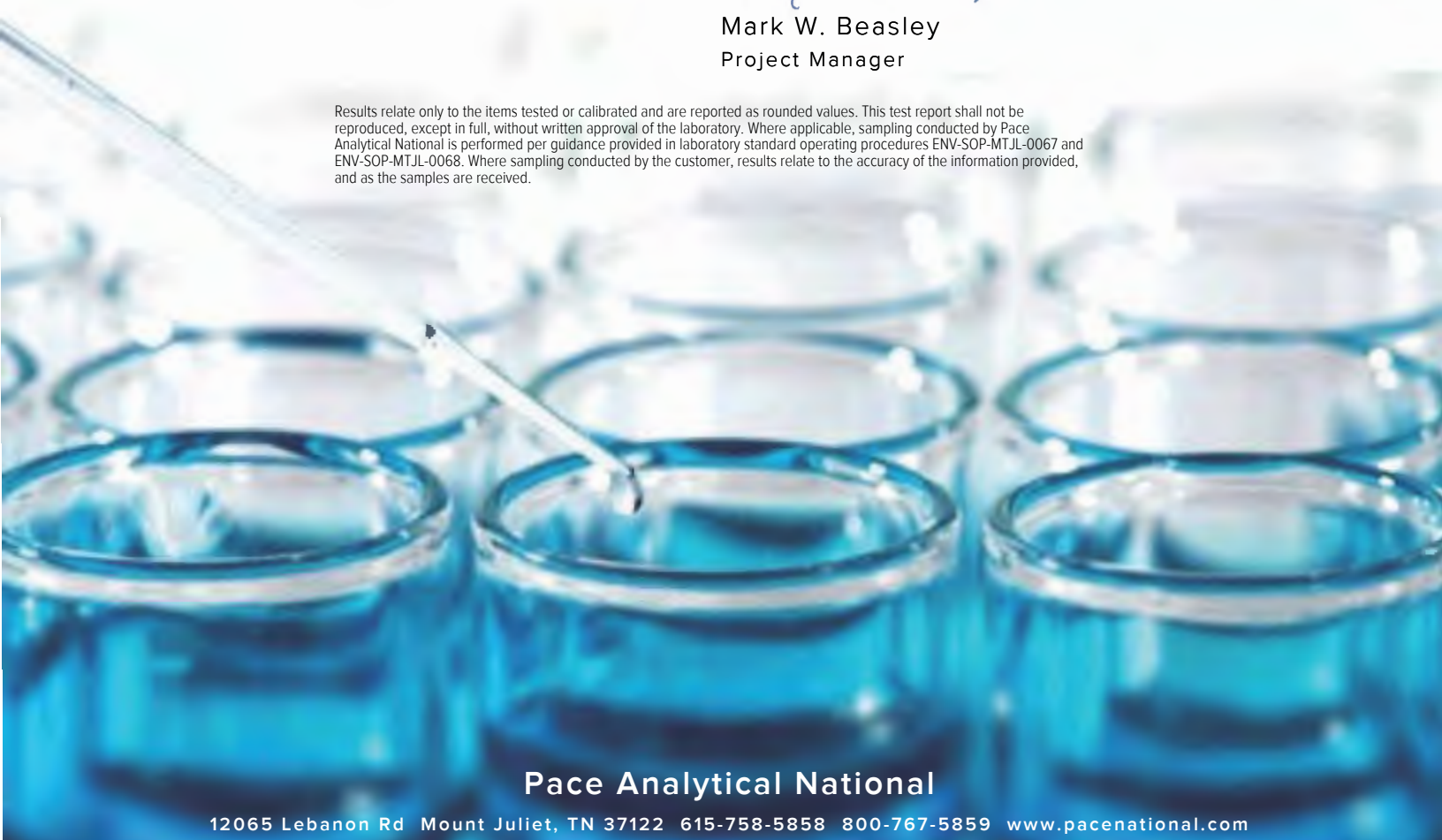
Entire Report Reviewed By:



[Preliminary Report]

Mark W. Beasley
 Project Manager

Results relate only to the items tested or calibrated and are reported as rounded values. This test report shall not be reproduced, except in full, without written approval of the laboratory. Where applicable, sampling conducted by Pace Analytical National is performed per guidance provided in laboratory standard operating procedures ENV-SOP-MTJL-0067 and ENV-SOP-MTJL-0068. Where sampling conducted by the customer, results relate to the accuracy of the information provided, and as the samples are received.



Pace Analytical National

12065 Lebanon Rd Mount Juliet, TN 37122 615-758-5858 800-767-5859 www.pacenational.com

ACCOUNT:
TEKLAB, Inc.

PROJECT:
23030002

SDG:
L1596613

DATE/TIME:
04/27/23 18:28

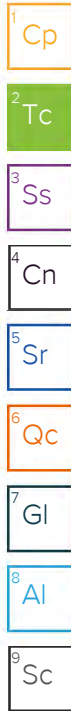
PAGE:
1 of 63

TABLE OF CONTENTS

APPENDIX A.
ANNUAL GROUNDWATER MONITORING AND CORRECTIVE ACTION REPORT
BALDWIN POWER PLANT, BOTTOM ASH POND

BAL-257-601

Cp: Cover Page		1
Tc: Table of Contents		2
Ss: Sample Summary		4
Cn: Case Narrative		10
Sr: Sample Results		11
23030002-001 L1596613-01		11
23030002-002 L1596613-02		12
23030002-003 L1596613-03		13
23030002-005 L1596613-04		14
23030002-008 L1596613-05		15
23030002-010 L1596613-06		16
23030002-011 L1596613-07		17
23030002-014 L1596613-08		18
23030002-015 L1596613-09		19
23030002-016 L1596613-10		20
23030002-018 L1596613-11		21
23030002-019 L1596613-12		22
23030002-020 L1596613-13		23
23030002-021 L1596613-14		24
23030002-022 L1596613-15		25
23030002-023 L1596613-16		26
23030002-024 L1596613-17		27
23030002-026 L1596613-18		28
23030002-027 L1596613-19		29
23030002-028 L1596613-20		30
23030002-029 L1596613-21		31
23030002-031 L1596613-22		32
23030002-032 L1596613-23		33
23030002-034 L1596613-24		34
23030002-035 L1596613-25		35
23030002-036 L1596613-26		36
23030002-004 L1596613-27		37
23030002-006 L1596613-28		38
23030002-007 L1596613-29		39
23030002-009 L1596613-30		40
23030002-012 L1596613-31		41
23030002-013 L1596613-32		42
23030002-017 L1596613-33		43
23030002-025 L1596613-34		44
23030002-030 L1596613-35		45



23030002-033 L1596613-36

46
BAE-257-601

Qc: Quality Control Summary	47
Radiochemistry by Method 904/9320	47
Radiochemistry by Method SM7500Ra B M	50
Gl: Glossary of Terms	53
Al: Accreditations & Locations	54
Sc: Sample Chain of Custody	55



SAMPLE SUMMARY

ANNUAL GROUNDWATER MONITORING AND CORRECTIVE ACTION REPORT

APPENDIX A.

BALDWIN POWER PLANT BOTTOM ASH POND

23030002-001 L1596613-01 Non-Potable Water

03/15/23 17:49 03/20/23 09:30 BAL-257-601

Method	Batch	Dilution	Preparation date/time	Analysis date/time	Analyst	Location
Radiochemistry by Method 904/9320	WG2040783	1	04/12/23 22:44	04/17/23 11:02	SWM	Mt. Juliet, TN
Radiochemistry by Method Calculation	WG2025470	1	03/22/23 14:17	04/17/23 11:02	SWM	Mt. Juliet, TN
Radiochemistry by Method SM7500Ra B M	WG2025470	1	03/22/23 14:17	03/23/23 17:09	RGT	Mt. Juliet, TN

Collected by Collected date/time Received date/time

03/15/23 12:34 03/20/23 09:30

23030002-002 L1596613-02 Non-Potable Water

Method	Batch	Dilution	Preparation date/time	Analysis date/time	Analyst	Location
Radiochemistry by Method 904/9320	WG2040783	1	04/12/23 22:44	04/17/23 11:02	SWM	Mt. Juliet, TN
Radiochemistry by Method Calculation	WG2025470	1	03/22/23 14:17	04/17/23 11:02	SWM	Mt. Juliet, TN
Radiochemistry by Method SM7500Ra B M	WG2025470	1	03/22/23 14:17	03/23/23 17:09	RGT	Mt. Juliet, TN

Collected by Collected date/time Received date/time

03/15/23 13:01 03/20/23 09:30

23030002-003 L1596613-03 Non-Potable Water

Method	Batch	Dilution	Preparation date/time	Analysis date/time	Analyst	Location
Radiochemistry by Method 904/9320	WG2040783	1	04/12/23 22:44	04/17/23 11:02	SWM	Mt. Juliet, TN
Radiochemistry by Method Calculation	WG2025470	1	03/22/23 14:17	04/17/23 11:02	SWM	Mt. Juliet, TN
Radiochemistry by Method SM7500Ra B M	WG2025470	1	03/22/23 14:17	03/23/23 17:09	RGT	Mt. Juliet, TN

Collected by Collected date/time Received date/time

03/13/23 15:16 03/20/23 09:30

23030002-005 L1596613-04 Non-Potable Water

Method	Batch	Dilution	Preparation date/time	Analysis date/time	Analyst	Location
Radiochemistry by Method 904/9320	WG2040783	1	04/12/23 22:44	04/17/23 11:02	SWM	Mt. Juliet, TN
Radiochemistry by Method Calculation	WG2025470	1	03/22/23 14:17	04/17/23 11:02	SWM	Mt. Juliet, TN
Radiochemistry by Method SM7500Ra B M	WG2025470	1	03/22/23 14:17	03/23/23 17:09	RGT	Mt. Juliet, TN

Collected by Collected date/time Received date/time

03/15/23 13:31 03/20/23 09:30

23030002-008 L1596613-05 Non-Potable Water

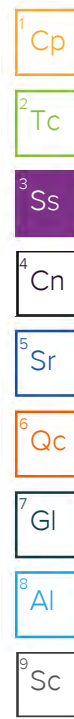
Method	Batch	Dilution	Preparation date/time	Analysis date/time	Analyst	Location
Radiochemistry by Method 904/9320	WG2040783	1	04/12/23 22:44	04/17/23 11:02	SWM	Mt. Juliet, TN
Radiochemistry by Method Calculation	WG2025470	1	03/22/23 14:17	04/17/23 11:02	SWM	Mt. Juliet, TN
Radiochemistry by Method SM7500Ra B M	WG2025470	1	03/22/23 14:17	03/23/23 17:09	RGT	Mt. Juliet, TN

Collected by Collected date/time Received date/time

03/13/23 12:28 03/20/23 09:30

23030002-010 L1596613-06 Non-Potable Water

Method	Batch	Dilution	Preparation date/time	Analysis date/time	Analyst	Location
Radiochemistry by Method 904/9320	WG2040783	1	04/12/23 22:44	04/17/23 11:02	SWM	Mt. Juliet, TN
Radiochemistry by Method Calculation	WG2025470	1	03/22/23 14:17	04/17/23 11:02	SWM	Mt. Juliet, TN
Radiochemistry by Method SM7500Ra B M	WG2025470	1	03/22/23 14:17	03/23/23 17:10	RGT	Mt. Juliet, TN



SAMPLE SUMMARY

ANNUAL GROUNDWATER MONITORING AND CORRECTIVE ACTION REPORT

APPENDIX A.
BALDWIN POWER PLANT BOTTOM ASH POND

23030002-011 L1596613-07 Non-Potable Water

03/15/23 10:39 03/20/23 09:30 BAL-257-601

Method	Batch	Dilution	Preparation date/time	Analysis date/time	Analyst	Location
Radiochemistry by Method 904/9320	WG2040783	1	04/12/23 22:44	04/17/23 11:02	SWM	Mt. Juliet, TN
Radiochemistry by Method Calculation	WG2025470	1	03/22/23 14:17	04/17/23 11:02	SWM	Mt. Juliet, TN
Radiochemistry by Method SM7500Ra B M	WG2025470	1	03/22/23 14:17	03/23/23 17:09	RGT	Mt. Juliet, TN

Collected by
03/15/23 13:45
Collected date/time
03/20/23 09:30
Received date/time

23030002-014 L1596613-08 Non-Potable Water

Method	Batch	Dilution	Preparation date/time	Analysis date/time	Analyst	Location
Radiochemistry by Method 904/9320	WG2040783	1	04/12/23 22:44	04/17/23 11:02	SWM	Mt. Juliet, TN
Radiochemistry by Method Calculation	WG2025470	1	03/22/23 14:17	04/17/23 11:02	SWM	Mt. Juliet, TN
Radiochemistry by Method SM7500Ra B M	WG2025470	1	03/22/23 14:17	03/23/23 17:10	RGT	Mt. Juliet, TN

Collected by
03/13/23 16:09
Collected date/time
03/20/23 09:30
Received date/time

23030002-015 L1596613-09 Non-Potable Water

Method	Batch	Dilution	Preparation date/time	Analysis date/time	Analyst	Location
Radiochemistry by Method 904/9320	WG2040783	1	04/12/23 22:44	04/17/23 11:02	SWM	Mt. Juliet, TN
Radiochemistry by Method Calculation	WG2025470	1	03/22/23 14:17	04/17/23 11:02	SWM	Mt. Juliet, TN
Radiochemistry by Method SM7500Ra B M	WG2025470	1	03/22/23 14:17	03/23/23 17:10	RGT	Mt. Juliet, TN

Collected by
03/13/23 11:57
Collected date/time
03/20/23 09:30
Received date/time

23030002-016 L1596613-10 Non-Potable Water

Method	Batch	Dilution	Preparation date/time	Analysis date/time	Analyst	Location
Radiochemistry by Method 904/9320	WG2040783	1	04/12/23 22:44	04/17/23 11:02	SWM	Mt. Juliet, TN
Radiochemistry by Method Calculation	WG2027989	1	03/23/23 12:58	04/17/23 11:02	SWM	Mt. Juliet, TN
Radiochemistry by Method SM7500Ra B M	WG2027989	1	03/23/23 12:58	03/24/23 17:29	RGT	Mt. Juliet, TN

Collected by
03/13/23 16:51
Collected date/time
03/20/23 09:30
Received date/time

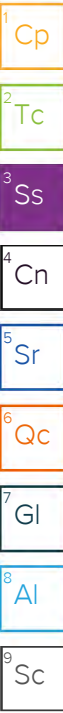
23030002-018 L1596613-11 Non-Potable Water

Method	Batch	Dilution	Preparation date/time	Analysis date/time	Analyst	Location
Radiochemistry by Method 904/9320	WG2040783	1	04/12/23 22:44	04/17/23 11:02	SWM	Mt. Juliet, TN
Radiochemistry by Method Calculation	WG2027989	1	03/23/23 12:58	04/17/23 11:02	SWM	Mt. Juliet, TN
Radiochemistry by Method SM7500Ra B M	WG2027989	1	03/23/23 12:58	03/24/23 17:29	RGT	Mt. Juliet, TN

Collected by
03/14/23 09:30
Collected date/time
03/20/23 09:30
Received date/time

23030002-019 L1596613-12 Non-Potable Water

Method	Batch	Dilution	Preparation date/time	Analysis date/time	Analyst	Location
Radiochemistry by Method 904/9320	WG2040783	1	04/12/23 22:44	04/17/23 11:02	SWM	Mt. Juliet, TN
Radiochemistry by Method Calculation	WG2027989	1	03/23/23 12:58	04/17/23 11:02	SWM	Mt. Juliet, TN
Radiochemistry by Method SM7500Ra B M	WG2027989	1	03/23/23 12:58	03/24/23 17:29	RGT	Mt. Juliet, TN



SAMPLE SUMMARY

ANNUAL GROUNDWATER MONITORING AND CORRECTIVE ACTION REPORT

APPENDIX A.

BALDWIN POWER PLANT BOTTOM ASH POND

23030002-020 L1596613-13 Non-Potable Water

03/14/23 14:12 03/20/23 09:30

Method	Batch	Dilution	Preparation date/time	Analysis date/time	Analyst	Location
Radiochemistry by Method 904/9320	WG2040783	1	04/12/23 22:44	04/17/23 11:02	SWM	Mt. Juliet, TN
Radiochemistry by Method Calculation	WG2027989	1	03/23/23 12:58	04/17/23 11:02	SWM	Mt. Juliet, TN
Radiochemistry by Method SM7500Ra B M	WG2027989	1	03/23/23 12:58	03/24/23 17:29	RGT	Mt. Juliet, TN

Collected by Collected date/time Received date/time
 03/14/23 14:56 03/20/23 09:30

23030002-021 L1596613-14 Non-Potable Water

Method	Batch	Dilution	Preparation date/time	Analysis date/time	Analyst	Location
Radiochemistry by Method 904/9320	WG2041269	1	04/13/23 13:09	04/18/23 10:47	SWM	Mt. Juliet, TN
Radiochemistry by Method Calculation	WG2027989	1	03/23/23 12:58	04/18/23 10:47	SWM	Mt. Juliet, TN
Radiochemistry by Method SM7500Ra B M	WG2027989	1	03/23/23 12:58	03/24/23 17:29	RGT	Mt. Juliet, TN

Collected by Collected date/time Received date/time
 03/14/23 10:23 03/20/23 09:30

23030002-022 L1596613-15 Non-Potable Water

Method	Batch	Dilution	Preparation date/time	Analysis date/time	Analyst	Location
Radiochemistry by Method 904/9320	WG2041269	1	04/13/23 13:09	04/18/23 10:47	SWM	Mt. Juliet, TN
Radiochemistry by Method Calculation	WG2027989	1	03/23/23 12:58	04/18/23 10:47	SWM	Mt. Juliet, TN
Radiochemistry by Method SM7500Ra B M	WG2027989	1	03/23/23 12:58	03/24/23 17:29	RGT	Mt. Juliet, TN

Collected by Collected date/time Received date/time
 03/14/23 12:36 03/20/23 09:30

23030002-023 L1596613-16 Non-Potable Water

Method	Batch	Dilution	Preparation date/time	Analysis date/time	Analyst	Location
Radiochemistry by Method 904/9320	WG2041269	1	04/13/23 13:09	04/18/23 10:47	SWM	Mt. Juliet, TN
Radiochemistry by Method Calculation	WG2027989	1	03/23/23 12:58	04/18/23 10:47	SWM	Mt. Juliet, TN
Radiochemistry by Method SM7500Ra B M	WG2027989	1	03/23/23 12:58	03/24/23 17:29	RGT	Mt. Juliet, TN

Collected by Collected date/time Received date/time
 03/14/23 12:07 03/20/23 09:30

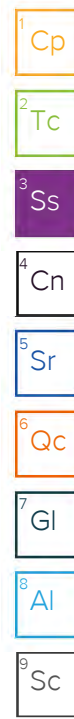
23030002-024 L1596613-17 Non-Potable Water

Method	Batch	Dilution	Preparation date/time	Analysis date/time	Analyst	Location
Radiochemistry by Method 904/9320	WG2041269	1	04/13/23 13:09	04/18/23 10:47	SWM	Mt. Juliet, TN
Radiochemistry by Method Calculation	WG2027989	1	03/23/23 12:58	04/18/23 10:47	SWM	Mt. Juliet, TN
Radiochemistry by Method SM7500Ra B M	WG2027989	1	03/23/23 12:58	03/24/23 17:29	RGT	Mt. Juliet, TN

Collected by Collected date/time Received date/time
 03/14/23 13:44 03/20/23 09:30

23030002-026 L1596613-18 Non-Potable Water

Method	Batch	Dilution	Preparation date/time	Analysis date/time	Analyst	Location
Radiochemistry by Method 904/9320	WG2041269	1	04/13/23 13:09	04/18/23 10:47	SWM	Mt. Juliet, TN
Radiochemistry by Method Calculation	WG2027989	1	03/23/23 12:58	04/18/23 10:47	SWM	Mt. Juliet, TN
Radiochemistry by Method SM7500Ra B M	WG2027989	1	03/23/23 12:58	03/24/23 17:29	RGT	Mt. Juliet, TN



SAMPLE SUMMARY

ANNUAL GROUNDWATER MONITORING AND CORRECTIVE ACTION REPORT

APPENDIX A.

BALDWIN POWER PLANT BOTTOM ASH POND
 Collected by: [Redacted] 03/13/23 15:42 03/20/23 09:30
 BAL-257-601

23030002-027 L1596613-19 Non-Potable Water

Method	Batch	Dilution	Preparation date/time	Analysis date/time	Analyst	Location
Radiochemistry by Method 904/9320	WG2041269	1	04/13/23 13:09	04/18/23 10:47	SWM	Mt. Juliet, TN
Radiochemistry by Method Calculation	WG2027989	1	03/23/23 12:58	04/18/23 10:47	SWM	Mt. Juliet, TN
Radiochemistry by Method SM7500Ra B M	WG2027989	1	03/23/23 12:58	03/24/23 17:29	RGT	Mt. Juliet, TN

Collected by [Redacted] Collected date/time 03/13/23 14:48 Received date/time 03/20/23 09:30

23030002-028 L1596613-20 Non-Potable Water

Method	Batch	Dilution	Preparation date/time	Analysis date/time	Analyst	Location
Radiochemistry by Method 904/9320	WG2041269	1	04/13/23 13:09	04/18/23 10:47	SWM	Mt. Juliet, TN
Radiochemistry by Method Calculation	WG2027989	1	03/23/23 12:58	04/18/23 10:47	SWM	Mt. Juliet, TN
Radiochemistry by Method SM7500Ra B M	WG2027989	1	03/23/23 12:58	03/24/23 17:29	RGT	Mt. Juliet, TN

Collected by [Redacted] Collected date/time 03/13/23 13:50 Received date/time 03/20/23 09:30

23030002-029 L1596613-21 Non-Potable Water

Method	Batch	Dilution	Preparation date/time	Analysis date/time	Analyst	Location
Radiochemistry by Method 904/9320	WG2041269	1	04/13/23 13:09	04/18/23 10:47	SWM	Mt. Juliet, TN
Radiochemistry by Method Calculation	WG2027989	1	03/23/23 12:58	04/18/23 10:47	SWM	Mt. Juliet, TN
Radiochemistry by Method SM7500Ra B M	WG2027989	1	03/23/23 12:58	03/24/23 17:29	RGT	Mt. Juliet, TN

Collected by [Redacted] Collected date/time 03/14/23 13:23 Received date/time 03/20/23 09:30

23030002-031 L1596613-22 Non-Potable Water

Method	Batch	Dilution	Preparation date/time	Analysis date/time	Analyst	Location
Radiochemistry by Method 904/9320	WG2041269	1	04/13/23 13:09	04/18/23 10:47	SWM	Mt. Juliet, TN
Radiochemistry by Method Calculation	WG2027989	1	03/23/23 12:58	04/18/23 10:47	SWM	Mt. Juliet, TN
Radiochemistry by Method SM7500Ra B M	WG2027989	1	03/23/23 12:58	03/24/23 17:29	RGT	Mt. Juliet, TN

Collected by [Redacted] Collected date/time 03/14/23 09:56 Received date/time 03/20/23 09:30

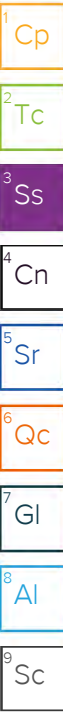
23030002-032 L1596613-23 Non-Potable Water

Method	Batch	Dilution	Preparation date/time	Analysis date/time	Analyst	Location
Radiochemistry by Method 904/9320	WG2041269	1	04/13/23 13:09	04/18/23 10:47	SWM	Mt. Juliet, TN
Radiochemistry by Method Calculation	WG2027989	1	03/23/23 12:58	04/18/23 10:47	SWM	Mt. Juliet, TN
Radiochemistry by Method SM7500Ra B M	WG2027989	1	03/23/23 12:58	03/24/23 17:29	RGT	Mt. Juliet, TN

Collected by [Redacted] Collected date/time 03/14/23 16:12 Received date/time 03/20/23 09:30

23030002-034 L1596613-24 Non-Potable Water

Method	Batch	Dilution	Preparation date/time	Analysis date/time	Analyst	Location
Radiochemistry by Method 904/9320	WG2041269	1	04/13/23 13:09	04/18/23 10:47	SWM	Mt. Juliet, TN
Radiochemistry by Method Calculation	WG2027989	1	03/23/23 12:58	04/18/23 10:47	SWM	Mt. Juliet, TN
Radiochemistry by Method SM7500Ra B M	WG2027989	1	03/23/23 12:58	03/27/23 19:45	RGT	Mt. Juliet, TN



SAMPLE SUMMARY

ANNUAL GROUNDWATER MONITORING AND CORRECTIVE ACTION REPORT

APPENDIX A.

BALDWIN POWER PLANT BOTTOM ASH POND
 Collected by: [Redacted] 03/15/23 10:39 03/20/23 09:30
 BAL-257-601

23030002-035 L1596613-25 Non-Potable Water

Method	Batch	Dilution	Preparation date/time	Analysis date/time	Analyst	Location
Radiochemistry by Method 904/9320	WG2041269	1	04/13/23 13:09	04/18/23 10:47	SWM	Mt. Juliet, TN
Radiochemistry by Method Calculation	WG2027989	1	03/23/23 12:58	04/18/23 10:47	SWM	Mt. Juliet, TN
Radiochemistry by Method SM7500Ra B M	WG2027989	1	03/23/23 12:58	03/24/23 17:30	RGT	Mt. Juliet, TN

Collected by: [Redacted] 03/15/23 11:07 03/20/23 09:30

23030002-036 L1596613-26 Non-Potable Water

Method	Batch	Dilution	Preparation date/time	Analysis date/time	Analyst	Location
Radiochemistry by Method 904/9320	WG2041269	1	04/13/23 13:09	04/18/23 10:47	SWM	Mt. Juliet, TN
Radiochemistry by Method Calculation	WG2027989	1	03/23/23 12:58	04/18/23 10:47	SWM	Mt. Juliet, TN
Radiochemistry by Method SM7500Ra B M	WG2027989	1	03/23/23 12:58	03/24/23 17:30	RGT	Mt. Juliet, TN

Collected by: [Redacted] 03/15/23 16:01 03/22/23 09:10

23030002-004 L1596613-27 Non-Potable Water

Method	Batch	Dilution	Preparation date/time	Analysis date/time	Analyst	Location
Radiochemistry by Method 904/9320	WG2041269	1	04/13/23 13:09	04/18/23 10:47	SWM	Mt. Juliet, TN
Radiochemistry by Method Calculation	WG2030891	1	04/06/23 13:13	04/18/23 10:47	SWM	Mt. Juliet, TN
Radiochemistry by Method SM7500Ra B M	WG2030891	1	04/06/23 13:13	04/07/23 17:43	RGT	Mt. Juliet, TN

Collected by: [Redacted] 03/13/23 14:19 03/22/23 09:10

23030002-006 L1596613-28 Non-Potable Water

Method	Batch	Dilution	Preparation date/time	Analysis date/time	Analyst	Location
Radiochemistry by Method 904/9320	WG2041269	1	04/13/23 13:09	04/18/23 10:47	SWM	Mt. Juliet, TN
Radiochemistry by Method Calculation	WG2030891	1	04/06/23 13:13	04/18/23 10:47	SWM	Mt. Juliet, TN
Radiochemistry by Method SM7500Ra B M	WG2030891	1	04/06/23 13:13	04/07/23 17:43	RGT	Mt. Juliet, TN

Collected by: [Redacted] 03/13/23 13:10 03/22/23 09:10

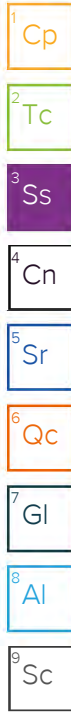
23030002-007 L1596613-29 Non-Potable Water

Method	Batch	Dilution	Preparation date/time	Analysis date/time	Analyst	Location
Radiochemistry by Method 904/9320	WG2041269	1	04/13/23 13:09	04/18/23 10:47	SWM	Mt. Juliet, TN
Radiochemistry by Method Calculation	WG2030891	1	04/06/23 13:13	04/18/23 10:47	SWM	Mt. Juliet, TN
Radiochemistry by Method SM7500Ra B M	WG2030891	1	04/06/23 13:13	04/07/23 17:43	RGT	Mt. Juliet, TN

Collected by: [Redacted] 03/15/23 15:35 03/22/23 09:10

23030002-009 L1596613-30 Non-Potable Water

Method	Batch	Dilution	Preparation date/time	Analysis date/time	Analyst	Location
Radiochemistry by Method 904/9320	WG2041269	1	04/13/23 13:09	04/18/23 10:47	SWM	Mt. Juliet, TN
Radiochemistry by Method Calculation	WG2030891	1	04/06/23 13:13	04/18/23 10:47	SWM	Mt. Juliet, TN
Radiochemistry by Method SM7500Ra B M	WG2030891	1	04/06/23 13:13	04/07/23 17:43	RGT	Mt. Juliet, TN



SAMPLE SUMMARY

ANNUAL GROUNDWATER MONITORING AND CORRECTIVE ACTION REPORT

APPENDIX A.

BALDWIN POWER PLANT BOTTOM ASH POND

23030002-012 L1596613-31 Non-Potable Water

03/15/23 14:52 03/22/23 09:10

Method	Batch	Dilution	Preparation date/time	Analysis date/time	Analyst	Location
Radiochemistry by Method 904/9320	WG2041269	1	04/13/23 13:09	04/18/23 10:47	SWM	Mt. Juliet, TN
Radiochemistry by Method Calculation	WG2030891	1	04/06/23 13:13	04/18/23 10:47	SWM	Mt. Juliet, TN
Radiochemistry by Method SM7500Ra B M	WG2030891	1	04/06/23 13:13	04/07/23 17:43	RGT	Mt. Juliet, TN

Collected by Collected date/time Received date/time

03/15/23 18:13 03/22/23 09:10

23030002-013 L1596613-32 Non-Potable Water

Method	Batch	Dilution	Preparation date/time	Analysis date/time	Analyst	Location
Radiochemistry by Method 904/9320	WG2041269	1	04/13/23 13:09	04/18/23 10:47	SWM	Mt. Juliet, TN
Radiochemistry by Method Calculation	WG2030891	1	04/06/23 13:13	04/18/23 10:47	SWM	Mt. Juliet, TN
Radiochemistry by Method SM7500Ra B M	WG2030891	1	04/06/23 13:13	04/07/23 17:43	RGT	Mt. Juliet, TN

Collected by Collected date/time Received date/time

03/14/23 11:03 03/22/23 09:10

23030002-017 L1596613-33 Non-Potable Water

Method	Batch	Dilution	Preparation date/time	Analysis date/time	Analyst	Location
Radiochemistry by Method 904/9320	WG2041628	1	04/24/23 22:30	04/26/23 22:00	SWM	Mt. Juliet, TN
Radiochemistry by Method Calculation	WG2030891	1	04/06/23 13:13	04/26/23 22:00	SWM	Mt. Juliet, TN
Radiochemistry by Method SM7500Ra B M	WG2030891	1	04/06/23 13:13	04/07/23 17:43	RGT	Mt. Juliet, TN

Collected by Collected date/time Received date/time

03/14/23 11:38 03/22/23 09:10

23030002-025 L1596613-34 Non-Potable Water

Method	Batch	Dilution	Preparation date/time	Analysis date/time	Analyst	Location
Radiochemistry by Method 904/9320	WG2041628	1	04/24/23 22:30	04/26/23 22:00	SWM	Mt. Juliet, TN
Radiochemistry by Method Calculation	WG2030891	1	04/06/23 13:13	04/26/23 22:00	SWM	Mt. Juliet, TN
Radiochemistry by Method SM7500Ra B M	WG2030891	1	04/06/23 13:13	04/07/23 17:43	RGT	Mt. Juliet, TN

Collected by Collected date/time Received date/time

03/14/23 09:06 03/22/23 09:10

23030002-030 L1596613-35 Non-Potable Water

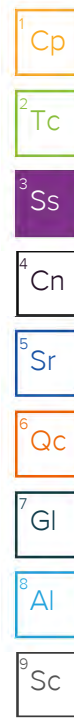
Method	Batch	Dilution	Preparation date/time	Analysis date/time	Analyst	Location
Radiochemistry by Method 904/9320	WG2041628	1	04/24/23 22:30	04/26/23 22:00	SWM	Mt. Juliet, TN
Radiochemistry by Method Calculation	WG2030891	1	04/06/23 13:13	04/26/23 22:00	SWM	Mt. Juliet, TN
Radiochemistry by Method SM7500Ra B M	WG2030891	1	04/06/23 13:13	04/07/23 17:43	RGT	Mt. Juliet, TN

Collected by Collected date/time Received date/time

03/14/23 10:42 03/22/23 09:10

23030002-033 L1596613-36 Non-Potable Water

Method	Batch	Dilution	Preparation date/time	Analysis date/time	Analyst	Location
Radiochemistry by Method 904/9320	WG2041628	1	04/24/23 22:30	04/26/23 22:00	SWM	Mt. Juliet, TN
Radiochemistry by Method Calculation	WG2030891	1	04/06/23 13:13	04/26/23 22:00	SWM	Mt. Juliet, TN
Radiochemistry by Method SM7500Ra B M	WG2030891	1	04/06/23 13:13	04/07/23 17:43	RGT	Mt. Juliet, TN



CASE NARRATIVE

APPENDIX A.

ANNUAL GROUNDWATER MONITORING AND CORRECTIVE ACTION REPORT
BALDWIN POWER PLANT, BOTTOM ASH POND

BAL-257-601

All sample aliquots were received at the correct temperature, in the proper containers, with the appropriate preservatives, and within method specified holding times, unless qualified or notated within the report. Where applicable, all MDL (LOD) and RDL (LOQ) values reported for environmental samples have been corrected for the dilution factor used in the analysis. All radiochemical sample results for solids are reported on a dry weight basis with the exception of tritium, carbon-14 and radon, unless wet weight was requested by the client. All Method and Batch Quality Control are within established criteria except where addressed in this case narrative, a non-conformance form or properly qualified within the sample results. By my digital signature below, I affirm to the best of my knowledge, all problems/anomalies observed by the laboratory as having the potential to affect the quality of the data have been identified by the laboratory, and no information or data have been knowingly withheld that would affect the quality of the data.

[Preliminary Report]



Mark W. Beasley
Project Manager

¹ Cp

² Tc

³ Ss

⁴ Cn

⁵ Sr

⁶ Qc

⁷ Gl

⁸ Al

⁹ Sc

23030002-001

Collected date/time: 03/15/23 17:49

SAMPLE RESULTS - 01

APPENDIX A.

ANNUAL GROUNDWATER MONITORING AND CORRECTIVE ACTION REPORT
BALDWIN POWER PLANT, BOTTOM ASH POND

BAL-257-601

Radiochemistry by Method 904/9320

Analyte	Result	Qualifier	Uncertainty	MDA	Analysis Date	Batch
	pCi/l		+ / -	pCi/l	date / time	
RADIUM-228	0.292	<u>U</u>	0.225	0.687	04/17/2023 11:02	WG2040783
(T) Barium	90.6			30.0-143	04/17/2023 11:02	WG2040783
(T) Yttrium	115			30.0-136	04/17/2023 11:02	WG2040783

Radiochemistry by Method Calculation

Analyte	Result	Qualifier	Uncertainty	MDA	Analysis Date	Batch
	pCi/l		+ / -	pCi/l	date / time	
Combined Radium	0.292	<u>U</u>	0.253	0.740	04/17/2023 11:02	WG2025470

Radiochemistry by Method SM7500Ra B M

Analyte	Result	Qualifier	Uncertainty	MDA	Analysis Date	Batch
	pCi/l		+ / -	pCi/l	date / time	
RADIUM-226	-0.0151	<u>U</u>	0.115	0.274	03/23/2023 17:09	WG2025470
(T) Barium-133	88.9			30.0-143	03/23/2023 17:09	WG2025470

- 1 Cp
- 2 Tc
- 3 Ss
- 4 Cn
- 5 Sr
- 6 Qc
- 7 Gl
- 8 Al
- 9 Sc

Radiochemistry by Method 904/9320

Analyte	Result	Qualifier	Uncertainty	MDA	Analysis Date	Batch
	pCi/l		+ / -	pCi/l	date / time	
RADIUM-228	1.59		0.352	0.884	04/17/2023 11:02	WG2040783
(T) Barium	78.3			30.0-143	04/17/2023 11:02	WG2040783
(T) Yttrium	118			30.0-136	04/17/2023 11:02	WG2040783

Radiochemistry by Method Calculation

Analyte	Result	Qualifier	Uncertainty	MDA	Analysis Date	Batch
	pCi/l		+ / -	pCi/l	date / time	
Combined Radium	2.26		0.476	0.913	04/17/2023 11:02	WG2025470

Radiochemistry by Method SM7500Ra B M

Analyte	Result	Qualifier	Uncertainty	MDA	Analysis Date	Batch
	pCi/l		+ / -	pCi/l	date / time	
RADIUM-226	0.670		0.321	0.229	03/23/2023 17:09	WG2025470
(T) Barium-133	97.9			30.0-143	03/23/2023 17:09	WG2025470

1 Cp

2 Tc

3 Ss

4 Cn

5 Sr

6 Qc

7 Gl

8 Al

9 Sc

23030002-003

Collected date/time: 03/15/23 13:01

SAMPLE RESULTS - 03

APPENDIX A.

ANNUAL GROUNDWATER MONITORING AND CORRECTIVE ACTION REPORT
BALDWIN POWER PLANT, BOTTOM ASH POND

BAL-257-601

Radiochemistry by Method 904/9320

Analyte	Result	Qualifier	Uncertainty	MDA	Analysis Date	Batch
	pCi/l		+ / -	pCi/l	date / time	
RADIUM-228	0.923		0.208	0.632	04/17/2023 11:02	WG2040783
(T) Barium	100			30.0-143	04/17/2023 11:02	WG2040783
(T) Yttrium	106			30.0-136	04/17/2023 11:02	WG2040783

1 Cp

2 Tc

3 Ss

Radiochemistry by Method Calculation

Analyte	Result	Qualifier	Uncertainty	MDA	Analysis Date	Batch
	pCi/l		+ / -	pCi/l	date / time	
Combined Radium	1.08		0.308	0.715	04/17/2023 11:02	WG2025470

4 Cn

5 Sr

Radiochemistry by Method SM7500Ra B M

Analyte	Result	Qualifier	Uncertainty	MDA	Analysis Date	Batch
	pCi/l		+ / -	pCi/l	date / time	
RADIUM-226	0.156	J	0.227	0.335	03/23/2023 17:09	WG2025470
(T) Barium-133	84.7			30.0-143	03/23/2023 17:09	WG2025470

6 Qc

7 Gl

8 Al

9 Sc

23030002-005

Collected date/time: 03/13/23 15:16

SAMPLE RESULTS - 04

APPENDIX A.

ANNUAL GROUNDWATER MONITORING AND CORRECTIVE ACTION REPORT
BALDWIN POWER PLANT, BOTTOM ASH POND
BAL-257-601

Radiochemistry by Method 904/9320

Analyte	Result	Qualifier	Uncertainty	MDA	Analysis Date	Batch
	pCi/l		+ / -	pCi/l	date / time	
RADIUM-228	-0.326	<u>U</u>	0.360	0.953	04/17/2023 11:02	WG2040783
(T) Barium	92.2			30.0-143	04/17/2023 11:02	WG2040783
(T) Yttrium	115			30.0-136	04/17/2023 11:02	WG2040783

1 Cp

2 Tc

3 Ss

Radiochemistry by Method Calculation

Analyte	Result	Qualifier	Uncertainty	MDA	Analysis Date	Batch
	pCi/l		+ / -	pCi/l	date / time	
Combined Radium	0.131	<u>U</u>	0.401	0.987	04/17/2023 11:02	WG2025470

4 Cn

5 Sr

Radiochemistry by Method SM7500Ra B M

Analyte	Result	Qualifier	Uncertainty	MDA	Analysis Date	Batch
	pCi/l		+ / -	pCi/l	date / time	
RADIUM-226	0.131	<u>J</u>	0.176	0.255	03/23/2023 17:09	WG2025470
(T) Barium-133	69.5			30.0-143	03/23/2023 17:09	WG2025470

6 Qc

7 Gl

8 Al

9 Sc

Radiochemistry by Method 904/9320

Analyte	Result	Qualifier	Uncertainty	MDA	Analysis Date	Batch
	pCi/l		+ / -	pCi/l	date / time	
RADIUM-228	0.740		0.254	0.724	04/17/2023 11:02	WG2040783
(T) Barium	109			30.0-143	04/17/2023 11:02	WG2040783
(T) Yttrium	99.6			30.0-136	04/17/2023 11:02	WG2040783

Radiochemistry by Method Calculation

Analyte	Result	Qualifier	Uncertainty	MDA	Analysis Date	Batch
	pCi/l		+ / -	pCi/l	date / time	
Combined Radium	0.740	J	0.284	0.783	04/17/2023 11:02	WG2025470

Radiochemistry by Method SM7500Ra B M

Analyte	Result	Qualifier	Uncertainty	MDA	Analysis Date	Batch
	pCi/l		+ / -	pCi/l	date / time	
RADIUM-226	-0.0541	U	0.126	0.298	03/23/2023 17:09	WG2025470
(T) Barium-133	93.5			30.0-143	03/23/2023 17:09	WG2025470

1 Cp
2 Tc
3 Ss
4 Cn
5 Sr
6 Qc
7 Gl
8 Al
9 Sc

Radiochemistry by Method 904/9320

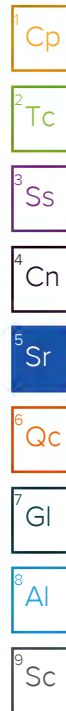
Analyte	Result	Qualifier	Uncertainty	MDA	Analysis Date	Batch
	pCi/l		+ / -	pCi/l	date / time	
RADIUM-228	0.450	<u>U</u>	0.262	0.748	04/17/2023 11:02	WG2040783
(T) Barium	187	<u>C1</u>		30.0-143	04/17/2023 11:02	WG2040783
(T) Yttrium	108			30.0-136	04/17/2023 11:02	WG2040783

Radiochemistry by Method Calculation

Analyte	Result	Qualifier	Uncertainty	MDA	Analysis Date	Batch
	pCi/l		+ / -	pCi/l	date / time	
Combined Radium	0.624	<u>J</u>	0.356	0.825	04/17/2023 11:02	WG2025470

Radiochemistry by Method SM7500Ra B M

Analyte	Result	Qualifier	Uncertainty	MDA	Analysis Date	Batch
	pCi/l		+ / -	pCi/l	date / time	
RADIUM-226	0.174	<u>J</u>	0.241	0.349	03/23/2023 17:10	WG2025470
(T) Barium-133	96.3			30.0-143	03/23/2023 17:10	WG2025470



Radiochemistry by Method 904/9320

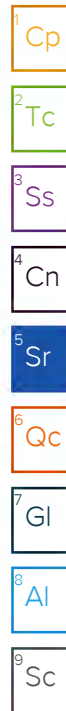
Analyte	Result	Qualifier	Uncertainty	MDA	Analysis Date	Batch
	pCi/l		+ / -	pCi/l	date / time	
RADIUM-228	0.179	<u>U</u>	0.274	0.781	04/17/2023 11:02	WG2040783
(T) Barium	84.0			30.0-143	04/17/2023 11:02	WG2040783
(T) Yttrium	98.9			30.0-136	04/17/2023 11:02	WG2040783

Radiochemistry by Method Calculation

Analyte	Result	Qualifier	Uncertainty	MDA	Analysis Date	Batch
	pCi/l		+ / -	pCi/l	date / time	
Combined Radium	0.265	<u>U</u>	0.364	0.877	04/17/2023 11:02	WG2025470

Radiochemistry by Method SM7500Ra B M

Analyte	Result	Qualifier	Uncertainty	MDA	Analysis Date	Batch
	pCi/l		+ / -	pCi/l	date / time	
RADIUM-226	0.0863	<u>U</u>	0.239	0.399	03/23/2023 17:09	WG2025470
(T) Barium-133	87.8			30.0-143	03/23/2023 17:09	WG2025470



Radiochemistry by Method 904/9320

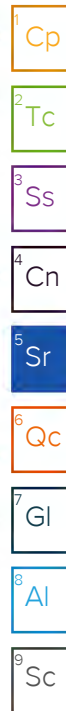
Analyte	Result	Qualifier	Uncertainty	MDA	Analysis Date	Batch
	pCi/l		+ / -	pCi/l	date / time	
RADIUM-228	0.694		0.217	0.657	04/17/2023 11:02	WG2040783
(T) Barium	109			30.0-143	04/17/2023 11:02	WG2040783
(T) Yttrium	98.9			30.0-136	04/17/2023 11:02	WG2040783

Radiochemistry by Method Calculation

Analyte	Result	Qualifier	Uncertainty	MDA	Analysis Date	Batch
	pCi/l		+ / -	pCi/l	date / time	
Combined Radium	1.07		0.365	0.739	04/17/2023 11:02	WG2025470

Radiochemistry by Method SM7500Ra B M

Analyte	Result	Qualifier	Uncertainty	MDA	Analysis Date	Batch
	pCi/l		+ / -	pCi/l	date / time	
RADIUM-226	0.380		0.294	0.339	03/23/2023 17:10	WG2025470
(T) Barium-133	94.9			30.0-143	03/23/2023 17:10	WG2025470



Radiochemistry by Method 904/9320

Analyte	Result	Qualifier	Uncertainty	MDA	Analysis Date	Batch
	pCi/l		+ / -	pCi/l	date / time	
RADIUM-228	1.59		0.297	0.774	04/17/2023 11:02	WG2040783
(T) Barium	95.7			30.0-143	04/17/2023 11:02	WG2040783
(T) Yttrium	97.2			30.0-136	04/17/2023 11:02	WG2040783

Radiochemistry by Method Calculation

Analyte	Result	Qualifier	Uncertainty	MDA	Analysis Date	Batch
	pCi/l		+ / -	pCi/l	date / time	
Combined Radium	1.68		0.333	0.809	04/17/2023 11:02	WG2025470

Radiochemistry by Method SM7500Ra B M

Analyte	Result	Qualifier	Uncertainty	MDA	Analysis Date	Batch
	pCi/l		+ / -	pCi/l	date / time	
RADIUM-226	0.0968	J	0.150	0.234	03/23/2023 17:10	WG2025470
(T) Barium-133	94.7			30.0-143	03/23/2023 17:10	WG2025470

1 Cp
2 Tc
3 Ss
4 Cn
5 Sr
6 Qc
7 Gl
8 Al
9 Sc

Radiochemistry by Method 904/9320

Analyte	Result	Qualifier	Uncertainty	MDA	Analysis Date	Batch
	pCi/l		+ / -	pCi/l	date / time	
RADIUM-228	-0.0533	<u>U</u>	0.239	0.728	04/17/2023 11:02	WG2040783
(T) Barium	101			30.0-143	04/17/2023 11:02	WG2040783
(T) Yttrium	107			30.0-136	04/17/2023 11:02	WG2040783

Radiochemistry by Method Calculation

Analyte	Result	Qualifier	Uncertainty	MDA	Analysis Date	Batch
	pCi/l		+ / -	pCi/l	date / time	
Combined Radium	0.809		0.423	0.763	04/17/2023 11:02	WG2027989

Radiochemistry by Method SM7500Ra B M

Analyte	Result	Qualifier	Uncertainty	MDA	Analysis Date	Batch
	pCi/l		+ / -	pCi/l	date / time	
RADIUM-226	0.809		0.349	0.227	03/24/2023 17:29	WG2027989
(T) Barium-133	140			30.0-143	03/24/2023 17:29	WG2027989

1 Cp

2 Tc

3 Ss

4 Cn

5 Sr

6 Qc

7 Gl

8 Al

9 Sc

23030002-018

Collected date/time: 03/13/23 16:51

SAMPLE RESULTS - 11

APPENDIX A.

ANNUAL GROUNDWATER MONITORING AND CORRECTIVE ACTION REPORT
BALDWIN POWER PLANT, BOTTOM ASH POND

BAL-257-601

Radiochemistry by Method 904/9320

Analyte	Result	Qualifier	Uncertainty	MDA	Analysis Date	Batch
	pCi/l		+ / -	pCi/l	date / time	
RADIUM-228	0.450	<u>U</u>	0.221	0.674	04/17/2023 11:02	WG2040783
(T) Barium	96.9			30.0-143	04/17/2023 11:02	WG2040783
(T) Yttrium	113			30.0-136	04/17/2023 11:02	WG2040783

1 Cp

2 Tc

3 Ss

Radiochemistry by Method Calculation

Analyte	Result	Qualifier	Uncertainty	MDA	Analysis Date	Batch
	pCi/l		+ / -	pCi/l	date / time	
Combined Radium	0.613	<u>J</u>	0.273	0.702	04/17/2023 11:02	WG2027989

4 Cn

5 Sr

Radiochemistry by Method SM7500Ra B M

Analyte	Result	Qualifier	Uncertainty	MDA	Analysis Date	Batch
	pCi/l		+ / -	pCi/l	date / time	
RADIUM-226	0.163	<u>J</u>	0.160	0.195	03/24/2023 17:29	WG2027989
(T) Barium-133	136			30.0-143	03/24/2023 17:29	WG2027989

6 Qc

7 Gl

8 Al

9 Sc

Radiochemistry by Method 904/9320

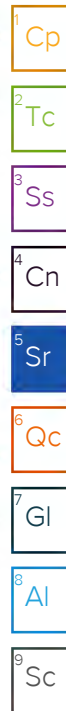
Analyte	Result	Qualifier	Uncertainty	MDA	Analysis Date	Batch
	pCi/l		+ / -	pCi/l	date / time	
RADIUM-228	0.384	<u>U</u>	0.264	0.755	04/17/2023 11:02	WG2040783
(T) Barium	98.7			30.0-143	04/17/2023 11:02	WG2040783
(T) Yttrium	109			30.0-136	04/17/2023 11:02	WG2040783

Radiochemistry by Method Calculation

Analyte	Result	Qualifier	Uncertainty	MDA	Analysis Date	Batch
	pCi/l		+ / -	pCi/l	date / time	
Combined Radium	0.689	<u>J</u>	0.349	0.793	04/17/2023 11:02	WG2027989

Radiochemistry by Method SM7500Ra B M

Analyte	Result	Qualifier	Uncertainty	MDA	Analysis Date	Batch
	pCi/l		+ / -	pCi/l	date / time	
RADIUM-226	0.305		0.228	0.241	03/24/2023 17:29	WG2027989
(T) Barium-133	133			30.0-143	03/24/2023 17:29	WG2027989



23030002-020

Collected date/time: 03/14/23 14:12

SAMPLE RESULTS - 13

APPENDIX A.

ANNUAL GROUNDWATER MONITORING AND CORRECTIVE ACTION REPORT
BALDWIN POWER PLANT, BOTTOM ASH POND
BAL-257-601

Radiochemistry by Method 904/9320

Analyte	Result	Qualifier	Uncertainty	MDA	Analysis Date	Batch
	pCi/l		+ / -	pCi/l	date / time	
RADIUM-228	-0.554	<u>U</u>	0.263	0.787	04/17/2023 11:02	WG2040783
(T) Barium	89.0			30.0-143	04/17/2023 11:02	WG2040783
(T) Yttrium	104			30.0-136	04/17/2023 11:02	WG2040783

Radiochemistry by Method Calculation

Analyte	Result	Qualifier	Uncertainty	MDA	Analysis Date	Batch
	pCi/l		+ / -	pCi/l	date / time	
Combined Radium	0.345	<u>U</u>	0.352	0.819	04/17/2023 11:02	WG2027989

Radiochemistry by Method SM7500Ra B M

Analyte	Result	Qualifier	Uncertainty	MDA	Analysis Date	Batch
	pCi/l		+ / -	pCi/l	date / time	
RADIUM-226	0.345		0.234	0.228	03/24/2023 17:29	WG2027989
(T) Barium-133	139			30.0-143	03/24/2023 17:29	WG2027989

- 1 Cp
- 2 Tc
- 3 Ss
- 4 Cn
- 5 Sr
- 6 Qc
- 7 Gl
- 8 Al
- 9 Sc

23030002-021

Collected date/time: 03/14/23 14:56

SAMPLE RESULTS - 14

APPENDIX A.

ANNUAL GROUNDWATER MONITORING AND CORRECTIVE ACTION REPORT
BALDWIN POWER PLANT, BOTTOM ASH POND
BAL-257-601

Radiochemistry by Method 904/9320

Analyte	Result	Qualifier	Uncertainty	MDA	Analysis Date	Batch
	pCi/l		+ / -	pCi/l	date / time	
RADIUM-228	0.734		0.253	0.445	04/18/2023 10:47	WG2041269
(T) Barium	95.1			30.0-143	04/18/2023 10:47	WG2041269
(T) Yttrium	112			30.0-136	04/18/2023 10:47	WG2041269

1 Cp

2 Tc

3 Ss

Radiochemistry by Method Calculation

Analyte	Result	Qualifier	Uncertainty	MDA	Analysis Date	Batch
	pCi/l		+ / -	pCi/l	date / time	
Combined Radium	0.883		0.323	0.530	04/18/2023 10:47	WG2027989

4 Cn

5 Sr

Radiochemistry by Method SM7500Ra B M

Analyte	Result	Qualifier	Uncertainty	MDA	Analysis Date	Batch
	pCi/l		+ / -	pCi/l	date / time	
RADIUM-226	0.149	J	0.201	0.288	03/24/2023 17:29	WG2027989
(T) Barium-133	126			30.0-143	03/24/2023 17:29	WG2027989

6 Qc

7 Gl

8 Al

9 Sc

Radiochemistry by Method 904/9320

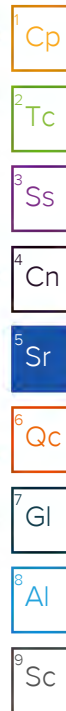
Analyte	Result	Qualifier	Uncertainty	MDA	Analysis Date	Batch
	pCi/l		+ / -	pCi/l	date / time	
RADIUM-228	0.302	J	0.286	0.517	04/18/2023 10:47	WG2041269
(T) Barium	95.3			30.0-143	04/18/2023 10:47	WG2041269
(T) Yttrium	101			30.0-136	04/18/2023 10:47	WG2041269

Radiochemistry by Method Calculation

Analyte	Result	Qualifier	Uncertainty	MDA	Analysis Date	Batch
	pCi/l		+ / -	pCi/l	date / time	
Combined Radium	0.689		0.378	0.573	04/18/2023 10:47	WG2027989

Radiochemistry by Method SM7500Ra B M

Analyte	Result	Qualifier	Uncertainty	MDA	Analysis Date	Batch
	pCi/l		+ / -	pCi/l	date / time	
RADIUM-226	0.387		0.247	0.248	03/24/2023 17:29	WG2027989
(T) Barium-133	135			30.0-143	03/24/2023 17:29	WG2027989



Radiochemistry by Method 904/9320

Analyte	Result	Qualifier	Uncertainty	MDA	Analysis Date	Batch
	pCi/l		+ / -	pCi/l	date / time	
RADIUM-228	0.121	<u>U</u>	0.297	0.542	04/18/2023 10:47	WG2041269
(T) Barium	91.8			30.0-143	04/18/2023 10:47	WG2041269
(T) Yttrium	113			30.0-136	04/18/2023 10:47	WG2041269

Radiochemistry by Method Calculation

Analyte	Result	Qualifier	Uncertainty	MDA	Analysis Date	Batch
	pCi/l		+ / -	pCi/l	date / time	
Combined Radium	0.121	<u>U</u>	0.320	0.611	04/18/2023 10:47	WG2027989

Radiochemistry by Method SM7500Ra B M

Analyte	Result	Qualifier	Uncertainty	MDA	Analysis Date	Batch
	pCi/l		+ / -	pCi/l	date / time	
RADIUM-226	-0.0459	<u>U</u>	0.118	0.281	03/24/2023 17:29	WG2027989
(T) Barium-133	119			30.0-143	03/24/2023 17:29	WG2027989

1 Cp

2 Tc

3 Ss

4 Cn

5 Sr

6 Qc

7 Gl

8 Al

9 Sc

Radiochemistry by Method 904/9320

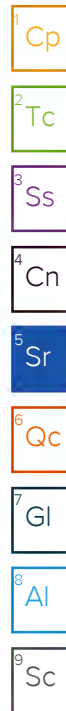
Analyte	Result	Qualifier	Uncertainty	MDA	Analysis Date	Batch
	pCi/l		+ / -	pCi/l	date / time	
RADIUM-228	0.0368	<u>U</u>	0.323	0.591	04/18/2023 10:47	WG2041269
(T) Barium	91.0			30.0-143	04/18/2023 10:47	WG2041269
(T) Yttrium	112			30.0-136	04/18/2023 10:47	WG2041269

Radiochemistry by Method Calculation

Analyte	Result	Qualifier	Uncertainty	MDA	Analysis Date	Batch
	pCi/l		+ / -	pCi/l	date / time	
Combined Radium	0.194	<u>U</u>	0.382	0.660	04/18/2023 10:47	WG2027989

Radiochemistry by Method SM7500Ra B M

Analyte	Result	Qualifier	Uncertainty	MDA	Analysis Date	Batch
	pCi/l		+ / -	pCi/l	date / time	
RADIUM-226	0.157	<u>J</u>	0.204	0.293	03/24/2023 17:29	WG2027989
(T) Barium-133	115			30.0-143	03/24/2023 17:29	WG2027989



Radiochemistry by Method 904/9320

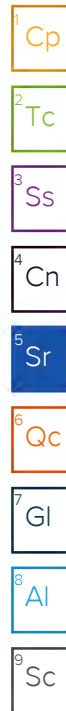
Analyte	Result	Qualifier	Uncertainty	MDA	Analysis Date	Batch
	pCi/l		+ / -	pCi/l	date / time	
RADIUM-228	0.723		0.265	0.468	04/18/2023 10:47	WG2041269
(T) Barium	89.5			30.0-143	04/18/2023 10:47	WG2041269
(T) Yttrium	117			30.0-136	04/18/2023 10:47	WG2041269

Radiochemistry by Method Calculation

Analyte	Result	Qualifier	Uncertainty	MDA	Analysis Date	Batch
	pCi/l		+ / -	pCi/l	date / time	
Combined Radium	1.12		0.373	0.534	04/18/2023 10:47	WG2027989

Radiochemistry by Method SM7500Ra B M

Analyte	Result	Qualifier	Uncertainty	MDA	Analysis Date	Batch
	pCi/l		+ / -	pCi/l	date / time	
RADIUM-226	0.399		0.263	0.257	03/24/2023 17:29	WG2027989
(T) Barium-133	115			30.0-143	03/24/2023 17:29	WG2027989



23030002-027

Collected date/time: 03/13/23 15:42

SAMPLE RESULTS - 19

APPENDIX A.

ANNUAL GROUNDWATER MONITORING AND CORRECTIVE ACTION REPORT
BALDWIN POWER PLANT, BOTTOM ASH POND

BAL-257-601

Radiochemistry by Method 904/9320

Analyte	Result	Qualifier	Uncertainty	MDA	Analysis Date	Batch
	pCi/l		+ / -	pCi/l	date / time	
RADIUM-228	-0.254	<u>U</u>	0.326	0.607	04/18/2023 10:47	WG2041269
(T) Barium	88.3			30.0-143	04/18/2023 10:47	WG2041269
(T) Yttrium	88.4			30.0-136	04/18/2023 10:47	WG2041269

Radiochemistry by Method Calculation

Analyte	Result	Qualifier	Uncertainty	MDA	Analysis Date	Batch
	pCi/l		+ / -	pCi/l	date / time	
Combined Radium	0.0974	<u>U</u>	0.368	0.665	04/18/2023 10:47	WG2027989

Radiochemistry by Method SM7500Ra B M

Analyte	Result	Qualifier	Uncertainty	MDA	Analysis Date	Batch
	pCi/l		+ / -	pCi/l	date / time	
RADIUM-226	0.0974	<u>U</u>	0.171	0.272	03/24/2023 17:29	WG2027989
(T) Barium-133	112			30.0-143	03/24/2023 17:29	WG2027989

- 1 Cp
- 2 Tc
- 3 Ss
- 4 Cn
- 5 Sr
- 6 Qc
- 7 Gl
- 8 Al
- 9 Sc

Radiochemistry by Method 904/9320

Analyte	Result	Qualifier	Uncertainty	MDA	Analysis Date	Batch
	pCi/l		+ / -	pCi/l	date / time	
RADIUM-228	0.294	J	0.262	0.474	04/18/2023 10:47	WG2041269
(T) Barium	87.5			30.0-143	04/18/2023 10:47	WG2041269
(T) Yttrium	99.3			30.0-136	04/18/2023 10:47	WG2041269

Radiochemistry by Method Calculation

Analyte	Result	Qualifier	Uncertainty	MDA	Analysis Date	Batch
	pCi/l		+ / -	pCi/l	date / time	
Combined Radium	0.294	J	0.281	0.533	04/18/2023 10:47	WG2027989

Radiochemistry by Method SM7500Ra B M

Analyte	Result	Qualifier	Uncertainty	MDA	Analysis Date	Batch
	pCi/l		+ / -	pCi/l	date / time	
RADIUM-226	-0.0134	U	0.102	0.244	03/24/2023 17:29	WG2027989
(T) Barium-133	110			30.0-143	03/24/2023 17:29	WG2027989

- 1 Cp
- 2 Tc
- 3 Ss
- 4 Cn
- 5 Sr
- 6 Qc
- 7 Gl
- 8 Al
- 9 Sc

Radiochemistry by Method 904/9320

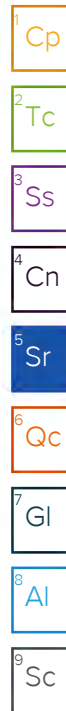
Analyte	Result	Qualifier	Uncertainty	MDA	Analysis Date	Batch
	pCi/l		+ / -	pCi/l	date / time	
RADIUM-228	0.889		0.202	0.342	04/18/2023 10:47	WG2041269
(T) Barium	96.5			30.0-143	04/18/2023 10:47	WG2041269
(T) Yttrium	110			30.0-136	04/18/2023 10:47	WG2041269

Radiochemistry by Method Calculation

Analyte	Result	Qualifier	Uncertainty	MDA	Analysis Date	Batch
	pCi/l		+ / -	pCi/l	date / time	
Combined Radium	0.889		0.213	0.416	04/18/2023 10:47	WG2027989

Radiochemistry by Method SM7500Ra B M

Analyte	Result	Qualifier	Uncertainty	MDA	Analysis Date	Batch
	pCi/l		+ / -	pCi/l	date / time	
RADIUM-226	-0.0304	<u>U</u>	0.0665	0.236	03/24/2023 17:29	WG2027989
(T) Barium-133	94.9			30.0-143	03/24/2023 17:29	WG2027989



Radiochemistry by Method 904/9320

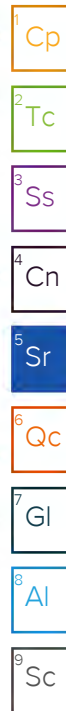
Analyte	Result	Qualifier	Uncertainty	MDA	Analysis Date	Batch
	pCi/l		+ / -	pCi/l	date / time	
RADIUM-228	1.21		0.327	0.569	04/18/2023 10:47	WG2041269
(T) Barium	87.2			30.0-143	04/18/2023 10:47	WG2041269
(T) Yttrium	125			30.0-136	04/18/2023 10:47	WG2041269

Radiochemistry by Method Calculation

Analyte	Result	Qualifier	Uncertainty	MDA	Analysis Date	Batch
	pCi/l		+ / -	pCi/l	date / time	
Combined Radium	1.72		0.435	0.636	04/18/2023 10:47	WG2027989

Radiochemistry by Method SM7500Ra B M

Analyte	Result	Qualifier	Uncertainty	MDA	Analysis Date	Batch
	pCi/l		+ / -	pCi/l	date / time	
RADIUM-226	0.509		0.287	0.284	03/24/2023 17:29	WG2027989
(T) Barium-133	101			30.0-143	03/24/2023 17:29	WG2027989



Radiochemistry by Method 904/9320

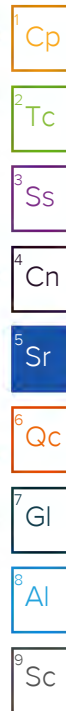
Analyte	Result	Qualifier	Uncertainty	MDA	Analysis Date	Batch
	pCi/l		+ / -	pCi/l	date / time	
RADIUM-228	0.930		0.226	0.386	04/18/2023 10:47	WG2041269
(T) Barium	93.5			30.0-143	04/18/2023 10:47	WG2041269
(T) Yttrium	110			30.0-136	04/18/2023 10:47	WG2041269

Radiochemistry by Method Calculation

Analyte	Result	Qualifier	Uncertainty	MDA	Analysis Date	Batch
	pCi/l		+ / -	pCi/l	date / time	
Combined Radium	1.31		0.311	0.425	04/18/2023 10:47	WG2027989

Radiochemistry by Method SM7500Ra B M

Analyte	Result	Qualifier	Uncertainty	MDA	Analysis Date	Batch
	pCi/l		+ / -	pCi/l	date / time	
RADIUM-226	0.375		0.214	0.177	03/24/2023 17:29	WG2027989
(T) Barium-133	101			30.0-143	03/24/2023 17:29	WG2027989



Radiochemistry by Method 904/9320

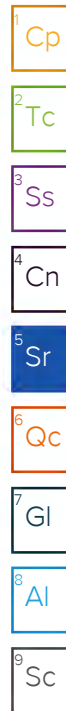
Analyte	Result	Qualifier	Uncertainty	MDA	Analysis Date	Batch
	pCi/l		+ / -	pCi/l	date / time	
RADIUM-228	0.000	<u>U</u>	0.261	0.481	04/18/2023 10:47	WG2041269
(T) Barium	89.5			30.0-143	04/18/2023 10:47	WG2041269
(T) Yttrium	98.5			30.0-136	04/18/2023 10:47	WG2041269

Radiochemistry by Method Calculation

Analyte	Result	Qualifier	Uncertainty	MDA	Analysis Date	Batch
	pCi/l		+ / -	pCi/l	date / time	
Combined Radium	0.000	<u>U</u>	0.316	0.593	04/18/2023 10:47	WG2027989

Radiochemistry by Method SM7500Ra B M

Analyte	Result	Qualifier	Uncertainty	MDA	Analysis Date	Batch
	pCi/l		+ / -	pCi/l	date / time	
RADIUM-226	-0.0212	<u>U</u>	0.178	0.347	03/27/2023 19:45	WG2027989
(T) Barium-133	92.1			30.0-143	03/27/2023 19:45	WG2027989



Radiochemistry by Method 904/9320

Analyte	Result	Qualifier	Uncertainty	MDA	Analysis Date	Batch
	pCi/l		+ / -	pCi/l	date / time	
RADIUM-228	0.644		0.320	0.570	04/18/2023 10:47	WG2041269
(T) Barium	86.2			30.0-143	04/18/2023 10:47	WG2041269
(T) Yttrium	114			30.0-136	04/18/2023 10:47	WG2041269

Radiochemistry by Method Calculation

Analyte	Result	Qualifier	Uncertainty	MDA	Analysis Date	Batch
	pCi/l		+ / -	pCi/l	date / time	
Combined Radium	0.852		0.403	0.662	04/18/2023 10:47	WG2027989

Radiochemistry by Method SM7500Ra B M

Analyte	Result	Qualifier	Uncertainty	MDA	Analysis Date	Batch
	pCi/l		+ / -	pCi/l	date / time	
RADIUM-226	0.208	J	0.245	0.337	03/24/2023 17:30	WG2027989
(T) Barium-133	89.7			30.0-143	03/24/2023 17:30	WG2027989

1 Cp
2 Tc
3 Ss
4 Cn
5 Sr
6 Qc
7 Gl
8 Al
9 Sc

Radiochemistry by Method 904/9320

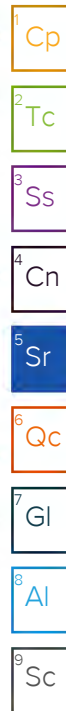
Analyte	Result	Qualifier	Uncertainty	MDA	Analysis Date	Batch
	pCi/l		+ / -	pCi/l	date / time	
RADIUM-228	0.118	<u>U</u>	0.316	0.578	04/18/2023 10:47	WG2041269
(T) Barium	82.5			30.0-143	04/18/2023 10:47	WG2041269
(T) Yttrium	119			30.0-136	04/18/2023 10:47	WG2041269

Radiochemistry by Method Calculation

Analyte	Result	Qualifier	Uncertainty	MDA	Analysis Date	Batch
	pCi/l		+ / -	pCi/l	date / time	
Combined Radium	0.118	<u>U</u>	0.366	0.696	04/18/2023 10:47	WG2027989

Radiochemistry by Method SM7500Ra B M

Analyte	Result	Qualifier	Uncertainty	MDA	Analysis Date	Batch
	pCi/l		+ / -	pCi/l	date / time	
RADIUM-226	-0.0343	<u>U</u>	0.184	0.388	03/24/2023 17:30	WG2027989
(T) Barium-133	89.2			30.0-143	03/24/2023 17:30	WG2027989



23030002-004

Collected date/time: 03/15/23 16:01

SAMPLE RESULTS - 27

APPENDIX A.

ANNUAL GROUNDWATER MONITORING AND CORRECTIVE ACTION REPORT
BALDWIN POWER PLANT, BOTTOM ASH POND
BAL-257-601

Radiochemistry by Method 904/9320

Analyte	Result	Qualifier	Uncertainty	MDA	Analysis Date	Batch
	pCi/l		+ / -	pCi/l	date / time	
RADIUM-228	0.939		0.278	0.482	04/18/2023 10:47	WG2041269
(T) Barium	78.8			30.0-143	04/18/2023 10:47	WG2041269
(T) Yttrium	117			30.0-136	04/18/2023 10:47	WG2041269

1 Cp

2 Tc

3 Ss

Radiochemistry by Method Calculation

Analyte	Result	Qualifier	Uncertainty	MDA	Analysis Date	Batch
	pCi/l		+ / -	pCi/l	date / time	
Combined Radium	1.03		0.317	0.540	04/18/2023 10:47	WG2030891

4 Cn

5 Sr

Radiochemistry by Method SM7500Ra B M

Analyte	Result	Qualifier	Uncertainty	MDA	Analysis Date	Batch
	pCi/l		+ / -	pCi/l	date / time	
RADIUM-226	0.0869	U	0.152	0.243	04/07/2023 17:43	WG2030891
(T) Barium-133	94.6			30.0-143	04/07/2023 17:43	WG2030891

6 Qc

7 Gl

8 Al

9 Sc

Radiochemistry by Method 904/9320

Analyte	Result	Qualifier	Uncertainty	MDA	Analysis Date	Batch
	pCi/l		+ / -	pCi/l	date / time	
RADIUM-228	0.684		0.347	0.619	04/18/2023 10:47	WG2041269
(T) Barium	79.7			30.0-143	04/18/2023 10:47	WG2041269
(T) Yttrium	128			30.0-136	04/18/2023 10:47	WG2041269

1 Cp

2 Tc

3 Ss

Radiochemistry by Method Calculation

Analyte	Result	Qualifier	Uncertainty	MDA	Analysis Date	Batch
	pCi/l		+ / -	pCi/l	date / time	
Combined Radium	0.739		0.387	0.686	04/18/2023 10:47	WG2030891

4 Cn

5 Sr

Radiochemistry by Method SM7500Ra B M

Analyte	Result	Qualifier	Uncertainty	MDA	Analysis Date	Batch
	pCi/l		+ / -	pCi/l	date / time	
RADIUM-226	0.0551	<u>U</u>	0.171	0.296	04/07/2023 17:43	WG2030891
(T) Barium-133	95.1			30.0-143	04/07/2023 17:43	WG2030891

6 Qc

7 Gl

8 Al

9 Sc

23030002-007

Collected date/time: 03/13/23 13:10

SAMPLE RESULTS - 29

APPENDIX A.

ANNUAL GROUNDWATER MONITORING AND CORRECTIVE ACTION REPORT
BALDWIN POWER PLANT, BOTTOM ASH POND
BAL-257-601

Radiochemistry by Method 904/9320

Analyte	Result	Qualifier	Uncertainty	MDA	Analysis Date	Batch
	pCi/l		+ / -	pCi/l	date / time	
RADIUM-228	0.754		0.277	0.487	04/18/2023 10:47	WG2041269
(T) Barium	89.5			30.0-143	04/18/2023 10:47	WG2041269
(T) Yttrium	116			30.0-136	04/18/2023 10:47	WG2041269

1 Cp

2 Tc

3 Ss

Radiochemistry by Method Calculation

Analyte	Result	Qualifier	Uncertainty	MDA	Analysis Date	Batch
	pCi/l		+ / -	pCi/l	date / time	
Combined Radium	0.779		0.336	0.605	04/18/2023 10:47	WG2030891

4 Cn

5 Sr

Radiochemistry by Method SM7500Ra B M

Analyte	Result	Qualifier	Uncertainty	MDA	Analysis Date	Batch
	pCi/l		+ / -	pCi/l	date / time	
RADIUM-226	0.0251	<u>U</u>	0.191	0.359	04/07/2023 17:43	WG2030891
(T) Barium-133	89.6			30.0-143	04/07/2023 17:43	WG2030891

6 Qc

7 Gl

8 Al

9 Sc

23030002-009

Collected date/time: 03/15/23 15:35

SAMPLE RESULTS - 30

APPENDIX A.

ANNUAL GROUNDWATER MONITORING AND CORRECTIVE ACTION REPORT
BALDWIN POWER PLANT, BOTTOM ASH POND

BAL-257-601

Radiochemistry by Method 904/9320

Analyte	Result	Qualifier	Uncertainty	MDA	Analysis Date	Batch
	pCi/l		+ / -	pCi/l	date / time	
RADIUM-228	0.000	<u>U</u>	0.260	0.485	04/18/2023 10:47	WG2041269
(T) Barium	77.4			30.0-143	04/18/2023 10:47	WG2041269
(T) Yttrium	109			30.0-136	04/18/2023 10:47	WG2041269

Radiochemistry by Method Calculation

Analyte	Result	Qualifier	Uncertainty	MDA	Analysis Date	Batch
	pCi/l		+ / -	pCi/l	date / time	
Combined Radium	0.639		0.486	0.619	04/18/2023 10:47	WG2030891

Radiochemistry by Method SM7500Ra B M

Analyte	Result	Qualifier	Uncertainty	MDA	Analysis Date	Batch
	pCi/l		+ / -	pCi/l	date / time	
RADIUM-226	0.639		0.411	0.384	04/07/2023 17:43	WG2030891
(T) Barium-133	64.7			30.0-143	04/07/2023 17:43	WG2030891

- 1 Cp
- 2 Tc
- 3 Ss
- 4 Cn
- 5 Sr
- 6 Qc
- 7 Gl
- 8 Al
- 9 Sc

Radiochemistry by Method 904/9320

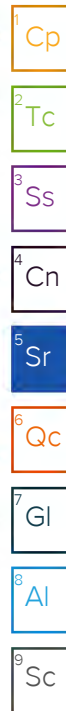
Analyte	Result	Qualifier	Uncertainty	MDA	Analysis Date	Batch
	pCi/l		+ / -	pCi/l	date / time	
RADIUM-228	0.869		0.288	0.505	04/18/2023 10:47	WG2041269
(T) Barium	89.4			30.0-143	04/18/2023 10:47	WG2041269
(T) Yttrium	113			30.0-136	04/18/2023 10:47	WG2041269

Radiochemistry by Method Calculation

Analyte	Result	Qualifier	Uncertainty	MDA	Analysis Date	Batch
	pCi/l		+ / -	pCi/l	date / time	
Combined Radium	0.999		0.368	0.623	04/18/2023 10:47	WG2030891

Radiochemistry by Method SM7500Ra B M

Analyte	Result	Qualifier	Uncertainty	MDA	Analysis Date	Batch
	pCi/l		+ / -	pCi/l	date / time	
RADIUM-226	0.131	<u>U</u>	0.229	0.365	04/07/2023 17:43	WG2030891
(T) Barium-133	74.8			30.0-143	04/07/2023 17:43	WG2030891



Radiochemistry by Method 904/9320

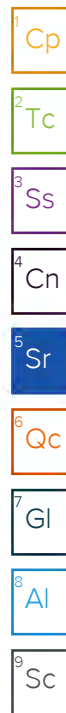
Analyte	Result	Qualifier	Uncertainty	MDA	Analysis Date	Batch
	pCi/l		+ / -	pCi/l	date / time	
RADIUM-228	0.843		0.264	0.461	04/18/2023 10:47	WG2041269
(T) Barium	92.6			30.0-143	04/18/2023 10:47	WG2041269
(T) Yttrium	123			30.0-136	04/18/2023 10:47	WG2041269

Radiochemistry by Method Calculation

Analyte	Result	Qualifier	Uncertainty	MDA	Analysis Date	Batch
	pCi/l		+ / -	pCi/l	date / time	
Combined Radium	1.85		0.500	0.565	04/18/2023 10:47	WG2030891

Radiochemistry by Method SM7500Ra B M

Analyte	Result	Qualifier	Uncertainty	MDA	Analysis Date	Batch
	pCi/l		+ / -	pCi/l	date / time	
RADIUM-226	1.01		0.425	0.326	04/07/2023 17:43	WG2030891
(T) Barium-133	83.6			30.0-143	04/07/2023 17:43	WG2030891



Radiochemistry by Method 904/9320

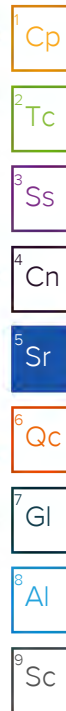
Analyte	Result	Qualifier	Uncertainty	MDA	Analysis Date	Batch
	pCi/l		+ / -	pCi/l	date / time	
RADIUM-228	0.794	J	0.631	1.18	04/26/2023 22:00	WG2041628
(T) Barium	96.7			30.0-143	04/26/2023 22:00	WG2041628
(T) Yttrium	97.8			30.0-136	04/26/2023 22:00	WG2041628

Radiochemistry by Method Calculation

Analyte	Result	Qualifier	Uncertainty	MDA	Analysis Date	Batch
	pCi/l		+ / -	pCi/l	date / time	
Combined Radium	0.842	J	0.653	1.22	04/26/2023 22:00	WG2030891

Radiochemistry by Method SM7500Ra B M

Analyte	Result	Qualifier	Uncertainty	MDA	Analysis Date	Batch
	pCi/l		+ / -	pCi/l	date / time	
RADIUM-226	0.0476	U	0.170	0.311	04/07/2023 17:43	WG2030891
(T) Barium-133	90.7			30.0-143	04/07/2023 17:43	WG2030891



Radiochemistry by Method 904/9320

Analyte	Result	Qualifier	Uncertainty	MDA	Analysis Date	Batch
	pCi/l		+ / -	pCi/l	date / time	
RADIUM-228	-0.414	<u>U</u>	0.315	0.606	04/26/2023 22:00	WG2041628
(T) Barium	89.6			30.0-143	04/26/2023 22:00	WG2041628
(T) Yttrium	104			30.0-136	04/26/2023 22:00	WG2041628

1 Cp

2 Tc

3 Ss

Radiochemistry by Method Calculation

Analyte	Result	Qualifier	Uncertainty	MDA	Analysis Date	Batch
	pCi/l		+ / -	pCi/l	date / time	
Combined Radium	0.190	<u>U</u>	0.422	0.732	04/26/2023 22:00	WG2030891

4 Cn

5 Sr

Radiochemistry by Method SM7500Ra B M

Analyte	Result	Qualifier	Uncertainty	MDA	Analysis Date	Batch
	pCi/l		+ / -	pCi/l	date / time	
RADIUM-226	0.190	<u>J</u>	0.281	0.410	04/07/2023 17:43	WG2030891
(T) Barium-133	79.3			30.0-143	04/07/2023 17:43	WG2030891

6 Qc

7 Gl

8 Al

9 Sc

23030002-030

Collected date/time: 03/14/23 09:06

SAMPLE RESULTS - 35

APPENDIX A.

ANNUAL GROUNDWATER MONITORING AND CORRECTIVE ACTION REPORT
BALDWIN POWER PLANT, BOTTOM ASH POND
BAL-257-601

Radiochemistry by Method 904/9320

Analyte	Result	Qualifier	Uncertainty	MDA	Analysis Date	Batch
	pCi/l		+ / -	pCi/l	date / time	
RADIUM-228	1.11		0.317	0.571	04/26/2023 22:00	WG2041628
(T) Barium	84.1			30.0-143	04/26/2023 22:00	WG2041628
(T) Yttrium	110			30.0-136	04/26/2023 22:00	WG2041628

- 1 Cp
- 2 Tc
- 3 Ss
- 4 Cn
- 5 Sr
- 6 Qc
- 7 Gl
- 8 Al
- 9 Sc

Radiochemistry by Method Calculation

Analyte	Result	Qualifier	Uncertainty	MDA	Analysis Date	Batch
	pCi/l		+ / -	pCi/l	date / time	
Combined Radium	1.26		0.348	0.594	04/26/2023 22:00	WG2030891

Radiochemistry by Method SM7500Ra B M

Analyte	Result	Qualifier	Uncertainty	MDA	Analysis Date	Batch
	pCi/l		+ / -	pCi/l	date / time	
RADIUM-226	0.154	J	0.143	0.165	04/07/2023 17:43	WG2030891
(T) Barium-133	107			30.0-143	04/07/2023 17:43	WG2030891

Radiochemistry by Method 904/9320

Analyte	Result	Qualifier	Uncertainty	MDA	Analysis Date	Batch
	pCi/l		+ / -	pCi/l	date / time	
RADIUM-228	1.32		0.327	0.583	04/26/2023 22:00	WG2041628
(T) Barium	95.1			30.0-143	04/26/2023 22:00	WG2041628
(T) Yttrium	92.7			30.0-136	04/26/2023 22:00	WG2041628

Radiochemistry by Method Calculation

Analyte	Result	Qualifier	Uncertainty	MDA	Analysis Date	Batch
	pCi/l		+ / -	pCi/l	date / time	
Combined Radium	1.39		0.362	0.638	04/26/2023 22:00	WG2030891

Radiochemistry by Method SM7500Ra B M

Analyte	Result	Qualifier	Uncertainty	MDA	Analysis Date	Batch
	pCi/l		+ / -	pCi/l	date / time	
RADIUM-226	0.0726	<u>U</u>	0.156	0.259	04/07/2023 17:43	WG2030891
(T) Barium-133	95.5			30.0-143	04/07/2023 17:43	WG2030891

1 Cp

2 Tc

3 Ss

4 Cn

5 Sr

6 Qc

7 Gl

8 Al

9 Sc

Method Blank (MB)

(MB) R3914732-1 04/17/23 11:02

Analyte	MB Result pCi/l	MB Qualifier	MB Uncertainty + / -	MB MDA pCi/l
Radium-228	0.544		0.152	0.544
(T) Barium	103		103	
(T) Yttrium	90.4		90.4	

L1595997-02 Original Sample (OS) • Duplicate (DUP)

(OS) L1595997-02 04/17/23 11:02 • (DUP) R3914732-5 04/17/23 11:02

Analyte	Original Result pCi/l	Original Uncertainty + / -	Original MDA pCi/l	DUP Result pCi/l	DUP Uncertainty + / -	DUP MDA pCi/l	Dilution	DUP RPD %	DUP RER	DUP Qualifier	DUP RPD Limits %	DUP RER Limit
Radium-228	1.42	0.349	0.882	1.72	0.374	0.882	1	19.3	0.592		20	3
(T) Barium	105			98.5	98.5							
(T) Yttrium	103			93.5	93.5							

Laboratory Control Sample (LCS)

(LCS) R3914732-2 04/17/23 11:02

Analyte	Spike Amount pCi/l	LCS Result pCi/l	LCS Rec. %	Rec. Limits %	LCS Qualifier
Radium-228	5.00	4.97	99.4	80.0-120	
(T) Barium			109		
(T) Yttrium			108		

L1596613-04 Original Sample (OS) • Matrix Spike (MS) • Matrix Spike Duplicate (MSD)

(OS) L1596613-04 04/17/23 11:02 • (MS) R3914732-3 04/17/23 11:02 • (MSD) R3914732-4 04/17/23 11:02

Analyte	Spike Amount pCi/l	Original Result pCi/l	MS Result pCi/l	MSD Result pCi/l	MS Rec. %	MSD Rec. %	Dilution	Rec. Limits %	MS Qualifier	MSD Qualifier	RPD %	MS RER	RPD Limits %
Radium-228	10.0	-0.326	10.6	9.67	106	96.7	1	70.0-130			9.54		20
(T) Barium		92.2			94.3	96.3							
(T) Yttrium		115			109	102							

1 Cp

2 Tc

3 Ss

4 Cn

5 Sr

6 Qc

7 Gl

8 Al

9 Sc

Method Blank (MB)

(MB) R3914550-1 04/18/23 10:47

Analyte	MB Result pCi/l	MB Qualifier	MB Uncertainty + / -	MB MDA pCi/l
Radium-228	-0.109	<u>U</u>	0.138	0.260
(T) Barium	103		103	
(T) Yttrium	115		115	

L1596613-25 Original Sample (OS) • Duplicate (DUP)

(OS) L1596613-25 04/18/23 10:47 • (DUP) R3914550-5 04/18/23 10:47

Analyte	Original Result pCi/l	Original Uncertainty + / -	Original MDA pCi/l	DUP Result pCi/l	DUP Uncertainty + / -	DUP MDA pCi/l	Dilution	DUP RPD %	DUP RER	DUP Qualifier	DUP RPD Limits %	DUP RER Limit
Radium-228	0.644	0.320	0.570	0.678	0.393	0.570	1	5.10	0.0665	<u>J</u>	20	3
(T) Barium	86.2			96.5	96.5							
(T) Yttrium	114			92.4	92.4							

Laboratory Control Sample (LCS)

(LCS) R3914550-2 04/18/23 10:47

Analyte	Spike Amount pCi/l	LCS Result pCi/l	LCS Rec. %	Rec. Limits %	LCS Qualifier
Radium-228	5.00	5.19	104	80.0-120	
(T) Barium			109		
(T) Yttrium			115		

L1596613-14 Original Sample (OS) • Matrix Spike (MS) • Matrix Spike Duplicate (MSD)

(OS) L1596613-14 04/18/23 10:47 • (MS) R3914550-3 04/18/23 10:47 • (MSD) R3914550-4 04/18/23 10:47

Analyte	Spike Amount pCi/l	Original Result pCi/l	MS Result pCi/l	MSD Result pCi/l	MS Rec. %	MSD Rec. %	Dilution	Rec. Limits %	MS Qualifier	MSD Qualifier	RPD %	MS RER	RPD Limits %
Radium-228	10.0	0.734	10.2	9.78	94.8	90.5	1	70.0-130			4.27		20
(T) Barium		95.1			95.8	106							
(T) Yttrium		112			108	109							



Method Blank (MB)

(MB) R3918321-1 04/26/23 22:00

Analyte	MB Result pCi/l	MB Qualifier	MB Uncertainty + / -	MB MDA pCi/l
Radium-228	0.132	<u>U</u>	0.151	0.285
(T) Barium	103		103	
(T) Yttrium	90.5		90.5	

L1596613-36 Original Sample (OS) • Duplicate (DUP)

(OS) L1596613-36 04/26/23 22:00 • (DUP) R3918321-5 04/26/23 22:00

Analyte	Original Result pCi/l	Original Uncertainty + / -	Original MDA pCi/l	DUP Result pCi/l	DUP Uncertainty + / -	DUP MDA pCi/l	Dilution	DUP RPD %	DUP RER	DUP Qualifier	DUP RPD Limits %	DUP RER Limit
Radium-228	1.32	0.327	0.583	0.660	0.335	0.583	1	66.8	1.41		20	3
(T) Barium	95.1			102	102							
(T) Yttrium	92.7			113	113							

Laboratory Control Sample (LCS)

(LCS) R3918321-2 04/26/23 22:00

Analyte	Spike Amount pCi/l	LCS Result pCi/l	LCS Rec. %	Rec. Limits %	LCS Qualifier
Radium-228	5.00	4.57	91.4	80.0-120	
(T) Barium			103		
(T) Yttrium			100		

L1597101-05 Original Sample (OS) • Matrix Spike (MS) • Matrix Spike Duplicate (MSD)

(OS) L1597101-05 04/26/23 22:00 • (MS) R3918321-3 04/26/23 22:00 • (MSD) R3918321-4 04/26/23 22:00

Analyte	Spike Amount pCi/l	Original Result pCi/l	MS Result pCi/l	MSD Result pCi/l	MS Rec. %	MSD Rec. %	Dilution	Rec. Limits %	MS Qualifier	MSD Qualifier	RPD %	MS RER	RPD Limits %
Radium-228	16.7	0.872	16.6	15.6	94.2	88.3	1	70.0-130			6.14		20
(T) Barium		94.1			104	99.8							
(T) Yttrium		106			103	96.4							

¹Cp

²Tc

³Ss

⁴Cn

⁵Sr

⁶Qc

⁷Gl

⁸Al

⁹Sc

Method Blank (MB)

(MB) R3905274-1 03/23/23 17:09

Analyte	MB Result pCi/l	MB Qualifier	MB Uncertainty + / -	MB MDA pCi/l
Radium-226	-0.00458	U	0.0237	0.0506
(T) Barium-133	81.5		81.5	

L1592162-02 Original Sample (OS) • Duplicate (DUP)

(OS) L1592162-02 03/23/23 17:09 • (DUP) R3905274-4 03/23/23 17:09

Analyte	Original Result pCi/l	Original Uncertainty + / -	Original MDA pCi/l	DUP Result pCi/l	DUP Uncertainty + / -	DUP MDA pCi/l	Dilution	DUP RPD %	DUP RER	DUP Qualifier	DUP RPD Limits %	DUP RER Limit
Radium-226	0.160	0.206	0.293	0.236	0.206	0.293	1	38.3	0.260	J	20	3
(T) Barium-133	87.8			107	107							

Laboratory Control Sample (LCS)

(LCS) R3905274-5 03/23/23 21:48

Analyte	Spike Amount pCi/l	LCS Result pCi/l	LCS Rec. %	Rec. Limits %	LCS Qualifier
Radium-226	5.01	4.99	99.5	80.0-120	
(T) Barium-133			105		

L1596613-09 Original Sample (OS) • Matrix Spike (MS) • Matrix Spike Duplicate (MSD)

(OS) L1596613-09 03/23/23 17:10 • (MS) R3905274-2 03/23/23 17:09 • (MSD) R3905274-3 03/23/23 17:09

Analyte	Spike Amount pCi/l	Original Result pCi/l	MS Result pCi/l	MSD Result pCi/l	MS Rec. %	MSD Rec. %	Dilution	Rec. Limits %	MS Qualifier	MSD Qualifier	RPD %	MS RER	RPD Limits %
Radium-226	20.0	0.0968	15.4	16.7	76.7	83.0	1	75.0-125			7.84		20
(T) Barium-133		94.7			102	111							

1 Cp

2 Tc

3 Ss

4 Cn

5 Sr

6 Qc

7 Gl

8 Al

9 Sc

Method Blank (MB)

(MB) R3906495-1 03/24/23 17:29

Analyte	MB Result pCi/l	MB Qualifier	MB Uncertainty + / -	MB MDA pCi/l
Radium-226	0.00184	<u>U</u>	0.0504	0.0923
(T) Barium-133	91.0		91.0	

L1592922-03 Original Sample (OS) • Duplicate (DUP)

(OS) L1592922-03 03/24/23 17:29 • (DUP) R3906495-5 03/24/23 17:29

Analyte	Original Result pCi/l	Original Uncertainty + / -	Original MDA pCi/l	DUP Result pCi/l	DUP Uncertainty + / -	DUP MDA pCi/l	Dilution	DUP RPD %	DUP RER	DUP Qualifier	DUP RPD Limits %	DUP RER Limit
Radium-226	0.375	0.278	0.324	0.422	0.262	0.324	1	11.7	0.122		20	3
(T) Barium-133	124			107	107							

Laboratory Control Sample (LCS)

(LCS) R3906495-2 03/24/23 17:29

Analyte	Spike Amount pCi/l	LCS Result pCi/l	LCS Rec. %	Rec. Limits %	LCS Qualifier
Radium-226	5.01	4.33	86.3	80.0-120	
(T) Barium-133			93.7		

L1596613-24 Original Sample (OS) • Matrix Spike (MS) • Matrix Spike Duplicate (MSD)

(OS) L1596613-24 03/27/23 19:45 • (MS) R3906495-6 03/27/23 19:45 • (MSD) R3906495-7 03/27/23 19:45

Analyte	Spike Amount pCi/l	Original Result pCi/l	MS Result pCi/l	MSD Result pCi/l	MS Rec. %	MSD Rec. %	Dilution	Rec. Limits %	MS Qualifier	MSD Qualifier	RPD %	MS RER	RPD Limits %
Radium-226	20.0	-0.0212	15.9	15.7	79.3	78.5	1	75.0-125			1.08		20
(T) Barium-133		92.1			104	100							

1 Cp

2 Tc

3 Ss

4 Cn

5 Sr

6 Qc

7 Gl

8 Al

9 Sc

Method Blank (MB)

(MB) R3912561-1 04/07/23 17:43

Analyte	MB Result pCi/l	MB Qualifier	MB Uncertainty + / -	MB MDA pCi/l
Radium-226	0.0616	J	0.0802	0.115
(T) Barium-133	57.5		57.5	

L1595081-52 Original Sample (OS) • Duplicate (DUP)

(OS) L1595081-52 04/07/23 17:43 • (DUP) R3912561-5 04/07/23 17:43

Analyte	Original Result pCi/l	Original Uncertainty + / -	Original MDA pCi/l	DUP Result pCi/l	DUP Uncertainty + / -	DUP MDA pCi/l	Dilution	DUP RPD %	DUP RER	DUP Qualifier	DUP RPD Limits %	DUP RER Limit
Radium-226	0.776	0.443	0.451	0.182	0.337	0.451	1	124	1.07	J	20	3
(T) Barium-133	70.4			68.3	68.3							

Laboratory Control Sample (LCS)

(LCS) R3912561-2 04/07/23 17:43

Analyte	Spike Amount pCi/l	LCS Result pCi/l	LCS Rec. %	Rec. Limits %	LCS Qualifier
Radium-226	5.01	5.05	101	80.0-120	
(T) Barium-133			77.1		

L1596613-34 Original Sample (OS) • Matrix Spike (MS) • Matrix Spike Duplicate (MSD)

(OS) L1596613-34 04/07/23 17:43 • (MS) R3912561-3 04/07/23 17:43 • (MSD) R3912561-4 04/07/23 17:43

Analyte	Spike Amount pCi/l	Original Result pCi/l	MS Result pCi/l	MSD Result pCi/l	MS Rec. %	MSD Rec. %	Dilution	Rec. Limits %	MS Qualifier	MSD Qualifier	RPD %	MS RER	RPD Limits %
Radium-226	20.0	0.190	21.5	21.2	107	105	1	75.0-125			1.40		20
(T) Barium-133		79.3			70.3	77.8							

1 Cp

2 Tc

3 Ss

4 Cn

5 Sr

6 Qc

7 Gl

8 Al

9 Sc

GLOSSARY OF TERMS

APPENDIX A.

ANNUAL GROUNDWATER MONITORING AND CORRECTIVE ACTION REPORT

BALDWIN POWER PLANT, BOTTOM ASH POND

BAL-257-601

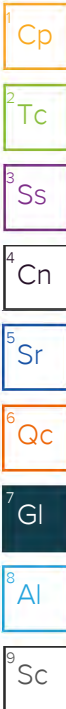
Guide to Reading and Understanding Your Laboratory Report

The information below is designed to better explain the various terms used in your report of analytical results from the Laboratory. This is not intended as a comprehensive explanation, and if you have additional questions please contact your project representative.

Results Disclaimer - Information that may be provided by the customer, and contained within this report, include Permit Limits, Project Name, Sample ID, Sample Matrix, Sample Preservation, Field Blanks, Field Spikes, Field Duplicates, On-Site Data, Sampling Collection Dates/Times, and Sampling Location. Results relate to the accuracy of this information provided, and as the samples are received.

Abbreviations and Definitions

MDA	Minimum Detectable Activity.
Rec.	Recovery.
RER	Replicate Error Ratio.
RPD	Relative Percent Difference.
SDG	Sample Delivery Group.
(T)	Tracer - A radioisotope of known concentration added to a solution of chemically equivalent radioisotopes at a known concentration to assist in monitoring the yield of the chemical separation.
Analyte	The name of the particular compound or analysis performed. Some Analyses and Methods will have multiple analytes reported.
Dilution	If the sample matrix contains an interfering material, the sample preparation volume or weight values differ from the standard, or if concentrations of analytes in the sample are higher than the highest limit of concentration that the laboratory can accurately report, the sample may be diluted for analysis. If a value different than 1 is used in this field, the result reported has already been corrected for this factor.
Limits	These are the target % recovery ranges or % difference value that the laboratory has historically determined as normal for the method and analyte being reported. Successful QC Sample analysis will target all analytes recovered or duplicated within these ranges.
Original Sample	The non-spiked sample in the prep batch used to determine the Relative Percent Difference (RPD) from a quality control sample. The Original Sample may not be included within the reported SDG.
Qualifier	This column provides a letter and/or number designation that corresponds to additional information concerning the result reported. If a Qualifier is present, a definition per Qualifier is provided within the Glossary and Definitions page and potentially a discussion of possible implications of the Qualifier in the Case Narrative if applicable.
Result	The actual analytical final result (corrected for any sample specific characteristics) reported for your sample. If there was no measurable result returned for a specific analyte, the result in this column may state "ND" (Not Detected) or "BDL" (Below Detectable Levels). The information in the results column should always be accompanied by either an MDL (Method Detection Limit) or RDL (Reporting Detection Limit) that defines the lowest value that the laboratory could detect or report for this analyte.
Uncertainty (Radiochemistry)	Confidence level of 2 sigma.
Case Narrative (Cn)	A brief discussion about the included sample results, including a discussion of any non-conformances to protocol observed either at sample receipt by the laboratory from the field or during the analytical process. If present, there will be a section in the Case Narrative to discuss the meaning of any data qualifiers used in the report.
Quality Control Summary (Qc)	This section of the report includes the results of the laboratory quality control analyses required by procedure or analytical methods to assist in evaluating the validity of the results reported for your samples. These analyses are not being performed on your samples typically, but on laboratory generated material.
Sample Chain of Custody (Sc)	This is the document created in the field when your samples were initially collected. This is used to verify the time and date of collection, the person collecting the samples, and the analyses that the laboratory is requested to perform. This chain of custody also documents all persons (excluding commercial shippers) that have had control or possession of the samples from the time of collection until delivery to the laboratory for analysis.
Sample Results (Sr)	This section of your report will provide the results of all testing performed on your samples. These results are provided by sample ID and are separated by the analyses performed on each sample. The header line of each analysis section for each sample will provide the name and method number for the analysis reported.
Sample Summary (Ss)	This section of the Analytical Report defines the specific analyses performed for each sample ID, including the dates and times of preparation and/or analysis.



Qualifier	Description
-----------	-------------

C1	Tracer recovery limits have been exceeded; values are outside upper control limits.
J	The identification of the analyte is acceptable; the reported value is an estimate.
U	Below Detectable Limits: Indicates that the analyte was not detected.

ACCREDITATIONS & LOCATIONS

APPENDIX A.
ANNUAL GROUNDWATER MONITORING AND CORRECTIVE ACTION REPORT
BALDWIN POWER PLANT, BOTTOM ASH POND
BAL-257-601

Pace Analytical National 12065 Lebanon Rd Mount Juliet, TN 37122

Alabama	40660	Nebraska	NE-OS-15-05
Alaska	17-026	Nevada	TN000032021-1
Arizona	AZ0612	New Hampshire	2975
Arkansas	88-0469	New Jersey-NELAP	TN002
California	2932	New Mexico ¹	TN00003
Colorado	TN00003	New York	11742
Connecticut	PH-0197	North Carolina	Env375
Florida	E87487	North Carolina ¹	DW21704
Georgia	NELAP	North Carolina ³	41
Georgia ¹	923	North Dakota	R-140
Idaho	TN00003	Ohio-VAP	CL0069
Illinois	200008	Oklahoma	9915
Indiana	C-TN-01	Oregon	TN200002
Iowa	364	Pennsylvania	68-02979
Kansas	E-10277	Rhode Island	LA000356
Kentucky ^{1,6}	KY90010	South Carolina	84004002
Kentucky ²	16	South Dakota	n/a
Louisiana	AI30792	Tennessee ^{1,4}	2006
Louisiana	LA018	Texas	T104704245-20-18
Maine	TN00003	Texas ⁵	LAB0152
Maryland	324	Utah	TN000032021-11
Massachusetts	M-TN003	Vermont	VT2006
Michigan	9958	Virginia	110033
Minnesota	047-999-395	Washington	C847
Mississippi	TN00003	West Virginia	233
Missouri	340	Wisconsin	998093910
Montana	CERT0086	Wyoming	A2LA
A2LA – ISO 17025	1461.01	AIHA-LAP,LLC EMLAP	100789
A2LA – ISO 17025 ⁵	1461.02	DOD	1461.01
Canada	1461.01	USDA	P330-15-00234
EPA-Crypto	TN00003		

¹ Drinking Water ² Underground Storage Tanks ³ Aquatic Toxicity ⁴ Chemical/Microbiological ⁵ Mold ⁶ Wastewater n/a Accreditation not applicable

* Not all certifications held by the laboratory are applicable to the results reported in the attached report.

* Accreditation is only applicable to the test methods specified on each scope of accreditation held by Pace Analytical.

¹ Cp

² Tc

³ Ss

⁴ Cn

⁵ Sr

⁶ Qc

⁷ Gl

⁸ Al

⁹ Sc

TEKLAB, INC. Chain of Custody

5445 Horseshoe Lake Road, Collinsville, IL 62234 Phone (618) 344-1004 Fax (618) 344-1005

Are the samples chilled? YES NO With: Ice Blue Ice Preserved in: Lab Field

Teklab Inc
5445 Horseshoe Lake Road
Collinsville, IL 62234

Cooler Temp: Sampler: QC Level:

Project#

Comments:
Please analyze for Radium 226/228 on your standard turn around time.
Samples collected from an IL site.
Batch QC is required for all analyses requested. EDD requested..

Contact: Email:
Requested Due Date: Billing/PO:

Phone:

PLEASE NOTE:

NELAP accreditation is required on the requested analytes and must be documented as such on the final report. If your laboratory does not currently hold a NELAP accreditation for the requested method and/or analytes, please contact Teklab immediately. If your laboratory loses accreditation or is suspended for any analyte/method during the life of the contract, you must contact Teklab immediately. Any changes to analysis/methods must be approved by Teklab, Inc.

Lab Use	Sample ID	Sample Date/Time	Preservative	Matrix	Ra226/228														
LF91d013-01	23030002-001	3/15/23 17:49	HNO3	Groundwater	<input checked="" type="checkbox"/>	<input type="checkbox"/>	<input type="checkbox"/>	<input type="checkbox"/>	<input type="checkbox"/>	<input type="checkbox"/>	<input type="checkbox"/>	<input type="checkbox"/>	<input type="checkbox"/>	<input type="checkbox"/>	<input type="checkbox"/>	<input type="checkbox"/>	<input type="checkbox"/>	<input type="checkbox"/>	<input type="checkbox"/>
-02	23030002-002	3/15/23 12:34	HNO3	Groundwater	<input checked="" type="checkbox"/>	<input type="checkbox"/>	<input type="checkbox"/>	<input type="checkbox"/>	<input type="checkbox"/>	<input type="checkbox"/>	<input type="checkbox"/>	<input type="checkbox"/>	<input type="checkbox"/>	<input type="checkbox"/>	<input type="checkbox"/>	<input type="checkbox"/>	<input type="checkbox"/>	<input type="checkbox"/>	<input type="checkbox"/>
-03	23030002-003	3/15/23 13:01	HNO3	Groundwater	<input checked="" type="checkbox"/>	<input type="checkbox"/>	<input type="checkbox"/>	<input type="checkbox"/>	<input type="checkbox"/>	<input type="checkbox"/>	<input type="checkbox"/>	<input type="checkbox"/>	<input type="checkbox"/>	<input type="checkbox"/>	<input type="checkbox"/>	<input type="checkbox"/>	<input type="checkbox"/>	<input type="checkbox"/>	<input type="checkbox"/>
	23030002-004	3/15/23 16:01	HNO3	Groundwater	<input checked="" type="checkbox"/>	<input type="checkbox"/>	<input type="checkbox"/>	<input type="checkbox"/>	<input type="checkbox"/>	<input type="checkbox"/>	<input type="checkbox"/>	<input type="checkbox"/>	<input type="checkbox"/>	<input type="checkbox"/>	<input type="checkbox"/>	<input type="checkbox"/>	<input type="checkbox"/>	<input type="checkbox"/>	<input type="checkbox"/>
-04	23030002-005	3/13/23 15:16	HNO3	Groundwater	<input checked="" type="checkbox"/>	<input type="checkbox"/>	<input type="checkbox"/>	<input type="checkbox"/>	<input type="checkbox"/>	<input type="checkbox"/>	<input type="checkbox"/>	<input type="checkbox"/>	<input type="checkbox"/>	<input type="checkbox"/>	<input type="checkbox"/>	<input type="checkbox"/>	<input type="checkbox"/>	<input type="checkbox"/>	<input type="checkbox"/>
	23030002-006	3/13/23 14:19	HNO3	Groundwater	<input checked="" type="checkbox"/>	<input type="checkbox"/>	<input type="checkbox"/>	<input type="checkbox"/>	<input type="checkbox"/>	<input type="checkbox"/>	<input type="checkbox"/>	<input type="checkbox"/>	<input type="checkbox"/>	<input type="checkbox"/>	<input type="checkbox"/>	<input type="checkbox"/>	<input type="checkbox"/>	<input type="checkbox"/>	<input type="checkbox"/>
	23030002-007	3/13/23 13:10	HNO3	Groundwater	<input checked="" type="checkbox"/>	<input type="checkbox"/>	<input type="checkbox"/>	<input type="checkbox"/>	<input type="checkbox"/>	<input type="checkbox"/>	<input type="checkbox"/>	<input type="checkbox"/>	<input type="checkbox"/>	<input type="checkbox"/>	<input type="checkbox"/>	<input type="checkbox"/>	<input type="checkbox"/>	<input type="checkbox"/>	<input type="checkbox"/>
-05	23030002-008	3/15/23 13:31	HNO3	Groundwater	<input checked="" type="checkbox"/>	<input type="checkbox"/>	<input type="checkbox"/>	<input type="checkbox"/>	<input type="checkbox"/>	<input type="checkbox"/>	<input type="checkbox"/>	<input type="checkbox"/>	<input type="checkbox"/>	<input type="checkbox"/>	<input type="checkbox"/>	<input type="checkbox"/>	<input type="checkbox"/>	<input type="checkbox"/>	<input type="checkbox"/>
	23030002-009	3/15/23 15:35	HNO3	Groundwater	<input checked="" type="checkbox"/>	<input type="checkbox"/>	<input type="checkbox"/>	<input type="checkbox"/>	<input type="checkbox"/>	<input type="checkbox"/>	<input type="checkbox"/>	<input type="checkbox"/>	<input type="checkbox"/>	<input type="checkbox"/>	<input type="checkbox"/>	<input type="checkbox"/>	<input type="checkbox"/>	<input type="checkbox"/>	<input type="checkbox"/>
-06	23030002-010	3/13/23 12:28	HNO3	Groundwater	<input checked="" type="checkbox"/>	<input type="checkbox"/>	<input type="checkbox"/>	<input type="checkbox"/>	<input type="checkbox"/>	<input type="checkbox"/>	<input type="checkbox"/>	<input type="checkbox"/>	<input type="checkbox"/>	<input type="checkbox"/>	<input type="checkbox"/>	<input type="checkbox"/>	<input type="checkbox"/>	<input type="checkbox"/>	<input type="checkbox"/>
-07	23030002-011	3/15/23 10:39	HNO3	Groundwater	<input checked="" type="checkbox"/>	<input type="checkbox"/>	<input type="checkbox"/>	<input type="checkbox"/>	<input type="checkbox"/>	<input type="checkbox"/>	<input type="checkbox"/>	<input type="checkbox"/>	<input type="checkbox"/>	<input type="checkbox"/>	<input type="checkbox"/>	<input type="checkbox"/>	<input type="checkbox"/>	<input type="checkbox"/>	<input type="checkbox"/>

*Relinquished By	Date/Time	Received By	Date/Time
<i>Carol Moore</i>	3/16/23 6:00 pm	<i>(Fedex)</i>	

Kaycie J

Sample Receipt Checklist
 CCC Seal Present/Intact: Y N If Applicable
 CCC Signed/Accurate: Y N VOA Zero Headspace: Y N
 Bottles arrive intact: Y N Pres. Correct/Check: Y N
 Correct bottles used: Y N
 Sufficient volume sent: Y N
 RAD Screen <0.5 mR/hr: Y N

1 does not provide client/sampler information without proper authorization, and proprietary rights, cited by local, state or federal laws. (Teklab QAM Section 9.1, TNI V1 M2 Section 4.1.5 c)

TEKLAB, INC. Chain of Custody

5445 Horseshoe Lake Road, Collinsville, IL 62234 Phone (618) 344-1004 Fax (618) 344-1005

Are the samples chilled? YES NO With: Ice Blue Ice Preserved in: Lab Field

Teklab Inc
5445 Horseshoe Lake Road
Collinsville, IL 62234

Cooler Temp: Sampler: QC Level:

Project#

Comments:
Please analyze for Radium 226/228 on your standard turn around time.
Samples collected from an IL site.
Batch QC is required for all analyses requested. EDD requested..

Contact: Email:
Requested Due Date: Billing/PO:

Phone:

PLEASE NOTE:

NELAP accreditation is required on the requested analytes and must be documented as such on the final report. If your laboratory does not currently hold a NELAP accreditation for the requested method and/or analytes, please contact Teklab immediately. If your laboratory loses accreditation or is suspended for any analyte/method during the life of the contract, you must contact Teklab immediately. Any changes to analysis/methods must be approved by Teklab, Inc.

Lab Use	Sample ID	Sample Date/Time	Preservative	Matrix	Ra226/228														
	23030002-012	3/15/23 14:52	HNO3	Groundwater	<input checked="" type="checkbox"/>	<input type="checkbox"/>	<input type="checkbox"/>	<input type="checkbox"/>	<input type="checkbox"/>	<input type="checkbox"/>	<input type="checkbox"/>	<input type="checkbox"/>	<input type="checkbox"/>	<input type="checkbox"/>	<input type="checkbox"/>	<input type="checkbox"/>	<input type="checkbox"/>	<input type="checkbox"/>	<input type="checkbox"/>
	23030002-013	3/15/23 18:13	HNO3	Groundwater	<input checked="" type="checkbox"/>	<input type="checkbox"/>	<input type="checkbox"/>	<input type="checkbox"/>	<input type="checkbox"/>	<input type="checkbox"/>	<input type="checkbox"/>	<input type="checkbox"/>	<input type="checkbox"/>	<input type="checkbox"/>	<input type="checkbox"/>	<input type="checkbox"/>	<input type="checkbox"/>	<input type="checkbox"/>	<input type="checkbox"/>
USA 613-09	23030002-014	3/15/23 13:45	HNO3	Groundwater	<input checked="" type="checkbox"/>	<input type="checkbox"/>	<input type="checkbox"/>	<input type="checkbox"/>	<input type="checkbox"/>	<input type="checkbox"/>	<input type="checkbox"/>	<input type="checkbox"/>	<input type="checkbox"/>	<input type="checkbox"/>	<input type="checkbox"/>	<input type="checkbox"/>	<input type="checkbox"/>	<input type="checkbox"/>	<input type="checkbox"/>
-09	23030002-015	3/13/23 16:09	HNO3	Groundwater	<input checked="" type="checkbox"/>	<input type="checkbox"/>	<input type="checkbox"/>	<input type="checkbox"/>	<input type="checkbox"/>	<input type="checkbox"/>	<input type="checkbox"/>	<input type="checkbox"/>	<input type="checkbox"/>	<input type="checkbox"/>	<input type="checkbox"/>	<input type="checkbox"/>	<input type="checkbox"/>	<input type="checkbox"/>	<input type="checkbox"/>
-10	23030002-016	3/13/23 11:57	HNO3	Groundwater	<input checked="" type="checkbox"/>	<input type="checkbox"/>	<input type="checkbox"/>	<input type="checkbox"/>	<input type="checkbox"/>	<input type="checkbox"/>	<input type="checkbox"/>	<input type="checkbox"/>	<input type="checkbox"/>	<input type="checkbox"/>	<input type="checkbox"/>	<input type="checkbox"/>	<input type="checkbox"/>	<input type="checkbox"/>	<input type="checkbox"/>
	23030002-017	3/14/23 11:03	HNO3	Groundwater	<input checked="" type="checkbox"/>	<input type="checkbox"/>	<input type="checkbox"/>	<input type="checkbox"/>	<input type="checkbox"/>	<input type="checkbox"/>	<input type="checkbox"/>	<input type="checkbox"/>	<input type="checkbox"/>	<input type="checkbox"/>	<input type="checkbox"/>	<input type="checkbox"/>	<input type="checkbox"/>	<input type="checkbox"/>	<input type="checkbox"/>
-11	23030002-018	3/13/23 16:51	HNO3	Groundwater	<input checked="" type="checkbox"/>	<input type="checkbox"/>	<input type="checkbox"/>	<input type="checkbox"/>	<input type="checkbox"/>	<input type="checkbox"/>	<input type="checkbox"/>	<input type="checkbox"/>	<input type="checkbox"/>	<input type="checkbox"/>	<input type="checkbox"/>	<input type="checkbox"/>	<input type="checkbox"/>	<input type="checkbox"/>	<input type="checkbox"/>
-12	23030002-019	3/14/23 09:30	HNO3	Groundwater	<input checked="" type="checkbox"/>	<input type="checkbox"/>	<input type="checkbox"/>	<input type="checkbox"/>	<input type="checkbox"/>	<input type="checkbox"/>	<input type="checkbox"/>	<input type="checkbox"/>	<input type="checkbox"/>	<input type="checkbox"/>	<input type="checkbox"/>	<input type="checkbox"/>	<input type="checkbox"/>	<input type="checkbox"/>	<input type="checkbox"/>
-13	23030002-020	3/14/23 14:12	HNO3	Groundwater	<input checked="" type="checkbox"/>	<input type="checkbox"/>	<input type="checkbox"/>	<input type="checkbox"/>	<input type="checkbox"/>	<input type="checkbox"/>	<input type="checkbox"/>	<input type="checkbox"/>	<input type="checkbox"/>	<input type="checkbox"/>	<input type="checkbox"/>	<input type="checkbox"/>	<input type="checkbox"/>	<input type="checkbox"/>	<input type="checkbox"/>
-14	23030002-021	3/14/23 14:56	HNO3	Groundwater	<input checked="" type="checkbox"/>	<input type="checkbox"/>	<input type="checkbox"/>	<input type="checkbox"/>	<input type="checkbox"/>	<input type="checkbox"/>	<input type="checkbox"/>	<input type="checkbox"/>	<input type="checkbox"/>	<input type="checkbox"/>	<input type="checkbox"/>	<input type="checkbox"/>	<input type="checkbox"/>	<input type="checkbox"/>	<input type="checkbox"/>
-15	23030002-022	3/14/23 10:23	HNO3	Groundwater	<input checked="" type="checkbox"/>	<input type="checkbox"/>	<input type="checkbox"/>	<input type="checkbox"/>	<input type="checkbox"/>	<input type="checkbox"/>	<input type="checkbox"/>	<input type="checkbox"/>	<input type="checkbox"/>	<input type="checkbox"/>	<input type="checkbox"/>	<input type="checkbox"/>	<input type="checkbox"/>	<input type="checkbox"/>	<input type="checkbox"/>

*Relinquished By	Date/Time	Received By	Date/Time
<i>Carla Moore</i>	<i>3/16/23 5:00 pm</i>	<i>(FEDER)</i>	
		<i>Kayce</i>	<i>3/20/23 9:30</i>

TEKLAB, INC. Chain of Custody

5445 Horseshoe Lake Road, Collinsville, IL 62234 Phone (618) 344-1004 Fax (618) 344-1005

Are the samples chilled? YES NO With: Ice Blue Ice Preserved in: Lab Field

Teklab Inc
 5445 Horseshoe Lake Road
 Collinsville, IL 62234

Cooler Temp: Sampler: QC Level:

Project#

Comments:
 Please analyze for Radium 226/228 on your standard turn around time.
 Samples collected from an IL site.
 Batch QC is required for all analyses requested. EDD requested..

Contact: Email:
 Requested Due Date: Billing/PO:

Phone:

PLEASE NOTE:

NELAP accreditation is required on the requested analytes and must be documented as such on the final report. If your laboratory does not currently hold a NELAP accreditation for the requested method and/or analytes, please contact Teklab immediately. If your laboratory loses accreditation or is suspended for any analyte/method during the life of the contract, you must contact Teklab immediately. Any changes to analysis/methods must be approved by Teklab, Inc.

Ra226/228	<input type="checkbox"/>	<input type="checkbox"/>	<input type="checkbox"/>	<input type="checkbox"/>	<input type="checkbox"/>	<input type="checkbox"/>	<input type="checkbox"/>	<input type="checkbox"/>	<input type="checkbox"/>	<input type="checkbox"/>	<input type="checkbox"/>	<input type="checkbox"/>	<input type="checkbox"/>	<input type="checkbox"/>	<input type="checkbox"/>	<input type="checkbox"/>	<input type="checkbox"/>	<input type="checkbox"/>	<input type="checkbox"/>
-----------	--------------------------	--------------------------	--------------------------	--------------------------	--------------------------	--------------------------	--------------------------	--------------------------	--------------------------	--------------------------	--------------------------	--------------------------	--------------------------	--------------------------	--------------------------	--------------------------	--------------------------	--------------------------	--------------------------

Lab Use	Sample ID	Sample Date/Time	Preservative	Matrix
L1591da3-16	23030002-023	3/14/23 12:36	HNO3	Groundwater
-17	23030002-024	3/14/23 12:07	HNO3	Groundwater
	23030002-025	3/14/23 11:38	HNO3	Groundwater
-18	23030002-026	3/14/23 13:44	HNO3	Groundwater
-19	23030002-027	3/13/23 15:42	HNO3	Groundwater
-20	23030002-028	3/13/23 14:48	HNO3	Groundwater
-21	23030002-029	3/13/23 13:50	HNO3	Groundwater
	23030002-030	3/14/23 09:06	HNO3	Groundwater
-22	23030002-031	3/14/23 13:23	HNO3	Groundwater
-23	23030002-032	3/14/23 09:56	HNO3	Groundwater
	23030002-033	3/14/23 10:42	HNO3	Groundwater

*Relinquished By	Date/Time	Received By	Date/Time
Camd Moore	3/16/23 5:00 pm	(Fedex)	
		nausea J	3/20/23 9:30

TEKLAB, INC. Chain of Custody

5445 Horseshoe Lake Road, Collinsville, IL 62234 Phone (618) 344-1004 Fax (618) 344-1005

Are the samples chilled? YES NO With: Ice Blue Ice Preserved in: Lab Field

Teklab Inc
5445 Horseshoe Lake Road
Collinsville, IL 62234

Cooler Temp: Sampler: QC Level:

Project#

Comments:
Please analyze for Radium 226/228 on your standard turn around time.
Samples collected from an IL site.
Batch QC is required for all analyses requested. EDD requested..

Contact: Email:
Requested Due Date: Billing/PO:

Phone:

PLEASE NOTE:

NELAP accreditation is required on the requested analytes and must be documented as such on the final report. If your laboratory does not currently hold a NELAP accreditation for the requested method and/or analytes, please contact Teklab immediately. If your laboratory loses accreditation or is suspended for any analyte/method during the life of the contract, you must contact Teklab immediately. Any changes to analysis/methods must be approved by Teklab, Inc.

Lab Use	Sample ID	Sample Date/Time	Preservative	Matrix	Ra226/228														
US10613-24	23030002-034	3/14/23 16:12	HNO3	Groundwater	<input checked="" type="checkbox"/>	<input type="checkbox"/>	<input type="checkbox"/>	<input type="checkbox"/>	<input type="checkbox"/>	<input type="checkbox"/>	<input type="checkbox"/>	<input type="checkbox"/>	<input type="checkbox"/>	<input type="checkbox"/>	<input type="checkbox"/>	<input type="checkbox"/>	<input type="checkbox"/>	<input type="checkbox"/>	<input type="checkbox"/>
-25	23030002-035	3/15/23 10:39	HNO3	Groundwater	<input checked="" type="checkbox"/>	<input type="checkbox"/>	<input type="checkbox"/>	<input type="checkbox"/>	<input type="checkbox"/>	<input type="checkbox"/>	<input type="checkbox"/>	<input type="checkbox"/>	<input type="checkbox"/>	<input type="checkbox"/>	<input type="checkbox"/>	<input type="checkbox"/>	<input type="checkbox"/>	<input type="checkbox"/>	<input type="checkbox"/>
-26	23030002-036	3/15/23 11:07	HNO3	Groundwater	<input checked="" type="checkbox"/>	<input type="checkbox"/>	<input type="checkbox"/>	<input type="checkbox"/>	<input type="checkbox"/>	<input type="checkbox"/>	<input type="checkbox"/>	<input type="checkbox"/>	<input type="checkbox"/>	<input type="checkbox"/>	<input type="checkbox"/>	<input type="checkbox"/>	<input type="checkbox"/>	<input type="checkbox"/>	<input type="checkbox"/>
			HNO3	Groundwater	<input checked="" type="checkbox"/>	<input type="checkbox"/>	<input type="checkbox"/>	<input type="checkbox"/>	<input type="checkbox"/>	<input type="checkbox"/>	<input type="checkbox"/>	<input type="checkbox"/>	<input type="checkbox"/>	<input type="checkbox"/>	<input type="checkbox"/>	<input type="checkbox"/>	<input type="checkbox"/>	<input type="checkbox"/>	<input type="checkbox"/>
			HNO3	Groundwater	<input checked="" type="checkbox"/>	<input type="checkbox"/>	<input type="checkbox"/>	<input type="checkbox"/>	<input type="checkbox"/>	<input type="checkbox"/>	<input type="checkbox"/>	<input type="checkbox"/>	<input type="checkbox"/>	<input type="checkbox"/>	<input type="checkbox"/>	<input type="checkbox"/>	<input type="checkbox"/>	<input type="checkbox"/>	<input type="checkbox"/>
			HNO3	Groundwater	<input checked="" type="checkbox"/>	<input type="checkbox"/>	<input type="checkbox"/>	<input type="checkbox"/>	<input type="checkbox"/>	<input type="checkbox"/>	<input type="checkbox"/>	<input type="checkbox"/>	<input type="checkbox"/>	<input type="checkbox"/>	<input type="checkbox"/>	<input type="checkbox"/>	<input type="checkbox"/>	<input type="checkbox"/>	<input type="checkbox"/>
			HNO3	Groundwater	<input checked="" type="checkbox"/>	<input type="checkbox"/>	<input type="checkbox"/>	<input type="checkbox"/>	<input type="checkbox"/>	<input type="checkbox"/>	<input type="checkbox"/>	<input type="checkbox"/>	<input type="checkbox"/>	<input type="checkbox"/>	<input type="checkbox"/>	<input type="checkbox"/>	<input type="checkbox"/>	<input type="checkbox"/>	<input type="checkbox"/>
			HNO3	Groundwater	<input checked="" type="checkbox"/>	<input type="checkbox"/>	<input type="checkbox"/>	<input type="checkbox"/>	<input type="checkbox"/>	<input type="checkbox"/>	<input type="checkbox"/>	<input type="checkbox"/>	<input type="checkbox"/>	<input type="checkbox"/>	<input type="checkbox"/>	<input type="checkbox"/>	<input type="checkbox"/>	<input type="checkbox"/>	<input type="checkbox"/>
			HNO3	Groundwater	<input checked="" type="checkbox"/>	<input type="checkbox"/>	<input type="checkbox"/>	<input type="checkbox"/>	<input type="checkbox"/>	<input type="checkbox"/>	<input type="checkbox"/>	<input type="checkbox"/>	<input type="checkbox"/>	<input type="checkbox"/>	<input type="checkbox"/>	<input type="checkbox"/>	<input type="checkbox"/>	<input type="checkbox"/>	<input type="checkbox"/>
			HNO3	Groundwater	<input checked="" type="checkbox"/>	<input type="checkbox"/>	<input type="checkbox"/>	<input type="checkbox"/>	<input type="checkbox"/>	<input type="checkbox"/>	<input type="checkbox"/>	<input type="checkbox"/>	<input type="checkbox"/>	<input type="checkbox"/>	<input type="checkbox"/>	<input type="checkbox"/>	<input type="checkbox"/>	<input type="checkbox"/>	<input type="checkbox"/>
			HNO3	Groundwater	<input checked="" type="checkbox"/>	<input type="checkbox"/>	<input type="checkbox"/>	<input type="checkbox"/>	<input type="checkbox"/>	<input type="checkbox"/>	<input type="checkbox"/>	<input type="checkbox"/>	<input type="checkbox"/>	<input type="checkbox"/>	<input type="checkbox"/>	<input type="checkbox"/>	<input type="checkbox"/>	<input type="checkbox"/>	<input type="checkbox"/>

*Relinquished By	Date/Time	Received By	Date/Time
Carson Moore	3/16/23 5:00pm	(Fedex)	
		Kaycie J	3/20/23 9:30

U596613

2018

<u>Tracking Numbers</u>		<u>Temperature</u>
FedEx Ground		TDAG 4.7+0=4.7
↓		TDAG 4.8+0=4.8
		TDAG 4.0+0=4.0

TEKLAB, INC. Chain of Custody

5445 Horseshoe Lake Road, Collinsville, IL 62234 Phone (618) 344-1004 Fax (618) 344-1005

Are the samples chilled? YES NO With: Ice Blue Ice Preserved in: Lab Field

Teklab Inc
5445 Horseshoe Lake Road
Collinsville, IL 62234

Cooler Temp: Sampler: QC Level:

Project#

Comments:

Contact: Email:
Requested Due Date: Billing/PO:

Phone:

PLEASE NOTE:

NELAP accreditation is required on the requested analytes and must be documented as such on the final report. If your laboratory does not currently hold a NELAP accreditation for the requested method and/or analytes, please contact Teklab immediately. If your laboratory loses accreditation or is suspended for any analyte/method during the life of the contract, you must contact Teklab immediately. Any changes to analysis/methods must be approved by Teklab, Inc.

Lab Use	Sample ID	Sample Date/Time	Preservative	Matrix	Ra226/228													
-31	23030002-012	3/15/23 14:52	HNO3	Groundwater	<input checked="" type="checkbox"/>	<input type="checkbox"/>	<input type="checkbox"/>	<input type="checkbox"/>	<input type="checkbox"/>	<input type="checkbox"/>	<input type="checkbox"/>	<input type="checkbox"/>	<input type="checkbox"/>	<input type="checkbox"/>	<input type="checkbox"/>	<input type="checkbox"/>	<input type="checkbox"/>	<input type="checkbox"/>
-32	23030002-013	3/15/23 18:13	HNO3	Groundwater	<input checked="" type="checkbox"/>	<input type="checkbox"/>	<input type="checkbox"/>	<input type="checkbox"/>	<input type="checkbox"/>	<input type="checkbox"/>	<input type="checkbox"/>	<input type="checkbox"/>	<input type="checkbox"/>	<input type="checkbox"/>	<input type="checkbox"/>	<input type="checkbox"/>	<input type="checkbox"/>	<input type="checkbox"/>
USA Lab-08	23030002-014	3/15/23 13:45	HNO3	Groundwater	<input checked="" type="checkbox"/>	<input type="checkbox"/>	<input type="checkbox"/>	<input type="checkbox"/>	<input type="checkbox"/>	<input type="checkbox"/>	<input type="checkbox"/>	<input type="checkbox"/>	<input type="checkbox"/>	<input type="checkbox"/>	<input type="checkbox"/>	<input type="checkbox"/>	<input type="checkbox"/>	<input type="checkbox"/>
-09	23030002-015	3/13/23 16:09	HNO3	Groundwater	<input checked="" type="checkbox"/>	<input type="checkbox"/>	<input type="checkbox"/>	<input type="checkbox"/>	<input type="checkbox"/>	<input type="checkbox"/>	<input type="checkbox"/>	<input type="checkbox"/>	<input type="checkbox"/>	<input type="checkbox"/>	<input type="checkbox"/>	<input type="checkbox"/>	<input type="checkbox"/>	<input type="checkbox"/>
-10	23030002-016	3/13/23 11:57	HNO3	Groundwater	<input checked="" type="checkbox"/>	<input type="checkbox"/>	<input type="checkbox"/>	<input type="checkbox"/>	<input type="checkbox"/>	<input type="checkbox"/>	<input type="checkbox"/>	<input type="checkbox"/>	<input type="checkbox"/>	<input type="checkbox"/>	<input type="checkbox"/>	<input type="checkbox"/>	<input type="checkbox"/>	<input type="checkbox"/>
-33	23030002-017	3/14/23 11:03	HNO3	Groundwater	<input checked="" type="checkbox"/>	<input type="checkbox"/>	<input type="checkbox"/>	<input type="checkbox"/>	<input type="checkbox"/>	<input type="checkbox"/>	<input type="checkbox"/>	<input type="checkbox"/>	<input type="checkbox"/>	<input type="checkbox"/>	<input type="checkbox"/>	<input type="checkbox"/>	<input type="checkbox"/>	<input type="checkbox"/>
-11	23030002-018	3/13/23 16:51	HNO3	Groundwater	<input checked="" type="checkbox"/>	<input type="checkbox"/>	<input type="checkbox"/>	<input type="checkbox"/>	<input type="checkbox"/>	<input type="checkbox"/>	<input type="checkbox"/>	<input type="checkbox"/>	<input type="checkbox"/>	<input type="checkbox"/>	<input type="checkbox"/>	<input type="checkbox"/>	<input type="checkbox"/>	<input type="checkbox"/>
-12	23030002-019	3/14/23 09:30	HNO3	Groundwater	<input checked="" type="checkbox"/>	<input type="checkbox"/>	<input type="checkbox"/>	<input type="checkbox"/>	<input type="checkbox"/>	<input type="checkbox"/>	<input type="checkbox"/>	<input type="checkbox"/>	<input type="checkbox"/>	<input type="checkbox"/>	<input type="checkbox"/>	<input type="checkbox"/>	<input type="checkbox"/>	<input type="checkbox"/>
-13	23030002-020	3/14/23 14:12	HNO3	Groundwater	<input checked="" type="checkbox"/>	<input type="checkbox"/>	<input type="checkbox"/>	<input type="checkbox"/>	<input type="checkbox"/>	<input type="checkbox"/>	<input type="checkbox"/>	<input type="checkbox"/>	<input type="checkbox"/>	<input type="checkbox"/>	<input type="checkbox"/>	<input type="checkbox"/>	<input type="checkbox"/>	<input type="checkbox"/>
-14	23030002-021	3/14/23 14:56	HNO3	Groundwater	<input checked="" type="checkbox"/>	<input type="checkbox"/>	<input type="checkbox"/>	<input type="checkbox"/>	<input type="checkbox"/>	<input type="checkbox"/>	<input type="checkbox"/>	<input type="checkbox"/>	<input type="checkbox"/>	<input type="checkbox"/>	<input type="checkbox"/>	<input type="checkbox"/>	<input type="checkbox"/>	<input type="checkbox"/>
-15	23030002-022	3/14/23 10:23	HNO3	Groundwater	<input checked="" type="checkbox"/>	<input type="checkbox"/>	<input type="checkbox"/>	<input type="checkbox"/>	<input type="checkbox"/>	<input type="checkbox"/>	<input type="checkbox"/>	<input type="checkbox"/>	<input type="checkbox"/>	<input type="checkbox"/>	<input type="checkbox"/>	<input type="checkbox"/>	<input type="checkbox"/>	<input type="checkbox"/>

*Relinquished By	Date/Time	Received By	Date/Time
<i>Camille Moore</i>	<i>3/16/23 5:00 pm</i>	<i>(Redacted)</i>	
		<i>Kayce</i>	<i>3/20/23 9:30</i>

TEKLAB, INC. Chain of Custody

5445 Horseshoe Lake Road, Collinsville, IL 62234 Phone (618) 344-1004 Fax (618) 344-1005

Are the samples chilled? YES NO With: Ice Blue Ice Preserved in: Lab Field

Teklab Inc
5445 Horseshoe Lake Road
Collinsville, IL 62234

Cooler Temp: Sampler: QC Level:

Project#

Comments:
Please analyze for Radium 226/228 on your standard turn around time.
Samples collected from an IL site.
Batch QC is required for all analyses requested. EDD requested..

Contact: Email:
Requested Due Date: Billing/PO:

Phone:

RELEASE NOTE

NELAP accreditation is required on the requested analytes and must be documented as such on the final report. If your laboratory does not currently hold a NELAP accreditation for the requested method and/or analytes, please contact Teklab immediately. If your laboratory loses accreditation or is suspended for any analyte/method during the life of the contract, you must contact Teklab immediately. Any changes to analysis/methods must be approved by Teklab, Inc.

Ra226/228	<input type="checkbox"/>	<input type="checkbox"/>	<input type="checkbox"/>	<input type="checkbox"/>	<input type="checkbox"/>	<input type="checkbox"/>	<input type="checkbox"/>	<input type="checkbox"/>	<input type="checkbox"/>	<input type="checkbox"/>	<input type="checkbox"/>	<input type="checkbox"/>	<input type="checkbox"/>	<input type="checkbox"/>	<input type="checkbox"/>	<input type="checkbox"/>	<input type="checkbox"/>	<input type="checkbox"/>	<input type="checkbox"/>
-----------	--------------------------	--------------------------	--------------------------	--------------------------	--------------------------	--------------------------	--------------------------	--------------------------	--------------------------	--------------------------	--------------------------	--------------------------	--------------------------	--------------------------	--------------------------	--------------------------	--------------------------	--------------------------	--------------------------

Lab Use	Sample ID	Sample Date/Time	Preservative	Matrix
USF1603-16	23030002-023	3/14/23 12:36	HNO3	Groundwater
-17	23030002-024	3/14/23 12:07	HNO3	Groundwater
-34	23030002-025	3/14/23 11:38	HNO3	Groundwater
-18	23030002-026	3/14/23 13:44	HNO3	Groundwater
-19	23030002-027	3/13/23 15:42	HNO3	Groundwater
-20	23030002-028	3/13/23 14:48	HNO3	Groundwater
-21	23030002-029	3/13/23 13:50	HNO3	Groundwater
-35	23030002-030	3/14/23 09:06	HNO3	Groundwater
-22	23030002-031	3/14/23 13:23	HNO3	Groundwater
-23	23030002-032	3/14/23 09:56	HNO3	Groundwater
-30	23030002-033	3/14/23 10:42	HNO3	Groundwater

*Relinquished By	Date/Time	Received By	Date/Time
<i>Candace Moore</i>	3/16/23 5:00 pm	<i>(Fedex)</i>	
		<i>Kaycee J</i>	3/20/23 9:30

TEKLAB, INC. Chain of Custody

5445 Horseshoe Lake Road, Collinsville, IL 62234 Phone (618) 344-1004 Fax (618) 344-1005

Are the samples chilled? YES NO With: Ice Blue Ice Preserved in: Lab Field

Teklab Inc
5445 Horseshoe Lake Road
Collinsville, IL 62234

Cooler Temp: Sampler: QC Level:

Project#

Comments:

Contact: Email:

Requested Due Date: Billing/PO:

Phone:

PLEASE NOTE:

NELAP accreditation is required on the requested analytes and must be documented as such on the final report. If your laboratory does not currently hold a NELAP accreditation for the requested method and/or analytes, please contact Teklab immediately. If your laboratory loses accreditation or is suspended for any analyte/method during the life of the contract, you must contact Teklab immediately. Any changes to analysis/methods must be approved by Teklab, Inc.

Lab Use	Sample ID	Sample Date/Time	Preservative	Matrix	Ra226/228														
USF16613-24	23030002-034	3/14/23 16:12	HNO3	Groundwater	<input checked="" type="checkbox"/>	<input type="checkbox"/>	<input type="checkbox"/>	<input type="checkbox"/>	<input type="checkbox"/>	<input type="checkbox"/>	<input type="checkbox"/>	<input type="checkbox"/>	<input type="checkbox"/>	<input type="checkbox"/>	<input type="checkbox"/>	<input type="checkbox"/>	<input type="checkbox"/>	<input type="checkbox"/>	<input type="checkbox"/>
-25	23030002-035	3/15/23 10:39	HNO3	Groundwater	<input checked="" type="checkbox"/>	<input type="checkbox"/>	<input type="checkbox"/>	<input type="checkbox"/>	<input type="checkbox"/>	<input type="checkbox"/>	<input type="checkbox"/>	<input type="checkbox"/>	<input type="checkbox"/>	<input type="checkbox"/>	<input type="checkbox"/>	<input type="checkbox"/>	<input type="checkbox"/>	<input type="checkbox"/>	<input type="checkbox"/>
-26	23030002-036	3/15/23 11:07	HNO3	Groundwater	<input checked="" type="checkbox"/>	<input type="checkbox"/>	<input type="checkbox"/>	<input type="checkbox"/>	<input type="checkbox"/>	<input type="checkbox"/>	<input type="checkbox"/>	<input type="checkbox"/>	<input type="checkbox"/>	<input type="checkbox"/>	<input type="checkbox"/>	<input type="checkbox"/>	<input type="checkbox"/>	<input type="checkbox"/>	<input type="checkbox"/>
			HNO3	Groundwater	<input checked="" type="checkbox"/>	<input type="checkbox"/>	<input type="checkbox"/>	<input type="checkbox"/>	<input type="checkbox"/>	<input type="checkbox"/>	<input type="checkbox"/>	<input type="checkbox"/>	<input type="checkbox"/>	<input type="checkbox"/>	<input type="checkbox"/>	<input type="checkbox"/>	<input type="checkbox"/>	<input type="checkbox"/>	<input type="checkbox"/>
			HNO3	Groundwater	<input checked="" type="checkbox"/>	<input type="checkbox"/>	<input type="checkbox"/>	<input type="checkbox"/>	<input type="checkbox"/>	<input type="checkbox"/>	<input type="checkbox"/>	<input type="checkbox"/>	<input type="checkbox"/>	<input type="checkbox"/>	<input type="checkbox"/>	<input type="checkbox"/>	<input type="checkbox"/>	<input type="checkbox"/>	<input type="checkbox"/>
			HNO3	Groundwater	<input checked="" type="checkbox"/>	<input type="checkbox"/>	<input type="checkbox"/>	<input type="checkbox"/>	<input type="checkbox"/>	<input type="checkbox"/>	<input type="checkbox"/>	<input type="checkbox"/>	<input type="checkbox"/>	<input type="checkbox"/>	<input type="checkbox"/>	<input type="checkbox"/>	<input type="checkbox"/>	<input type="checkbox"/>	<input type="checkbox"/>
			HNO3	Groundwater	<input checked="" type="checkbox"/>	<input type="checkbox"/>	<input type="checkbox"/>	<input type="checkbox"/>	<input type="checkbox"/>	<input type="checkbox"/>	<input type="checkbox"/>	<input type="checkbox"/>	<input type="checkbox"/>	<input type="checkbox"/>	<input type="checkbox"/>	<input type="checkbox"/>	<input type="checkbox"/>	<input type="checkbox"/>	<input type="checkbox"/>
			HNO3	Groundwater	<input checked="" type="checkbox"/>	<input type="checkbox"/>	<input type="checkbox"/>	<input type="checkbox"/>	<input type="checkbox"/>	<input type="checkbox"/>	<input type="checkbox"/>	<input type="checkbox"/>	<input type="checkbox"/>	<input type="checkbox"/>	<input type="checkbox"/>	<input type="checkbox"/>	<input type="checkbox"/>	<input type="checkbox"/>	<input type="checkbox"/>
			HNO3	Groundwater	<input checked="" type="checkbox"/>	<input type="checkbox"/>	<input type="checkbox"/>	<input type="checkbox"/>	<input type="checkbox"/>	<input type="checkbox"/>	<input type="checkbox"/>	<input type="checkbox"/>	<input type="checkbox"/>	<input type="checkbox"/>	<input type="checkbox"/>	<input type="checkbox"/>	<input type="checkbox"/>	<input type="checkbox"/>	<input type="checkbox"/>
			HNO3	Groundwater	<input checked="" type="checkbox"/>	<input type="checkbox"/>	<input type="checkbox"/>	<input type="checkbox"/>	<input type="checkbox"/>	<input type="checkbox"/>	<input type="checkbox"/>	<input type="checkbox"/>	<input type="checkbox"/>	<input type="checkbox"/>	<input type="checkbox"/>	<input type="checkbox"/>	<input type="checkbox"/>	<input type="checkbox"/>	<input type="checkbox"/>

*Relinquished By	Date/Time	Received By	Date/Time
<i>Carole Moore</i>	3/14/23 5:00 pm	<i>(Fedex)</i>	
		<i>Kayla J</i>	3/20/23 9:30

WELL DEVELOPMENT AND GROUNDWATER SAMPLING FIELD FORM

PROJECT INFORMATION															
Site: <u>Baldwin</u>		Client: <u>Vistra</u>		Project Number: <u>23010001</u>		Task #: _____		Start Date: <u>1/11/2023</u>		Time: <u>9:46</u>					
Field Personnel: <u>J. Colp / T. Carroll</u>				Finish Date: <u>3/15/2023</u>				Time: <u>1006</u>							
WELL INFORMATION						EVENT TYPE									
Well ID: <u>MW104DR</u>						Well Development									
Casing ID: _____ inches						Well Volume Approach Sampling									
						Low-Flow / Low Stress Sampling Other (Specify): <u>Low Flow</u>									
WATER QUALITY INDICATOR PARAMETERS (continued)															
Sampling Stage	Time (military)	Volume Removed (gallons)	Depth to Water (Feet)	Drawdown (Feet)	Temp. (°C)	pH (SU)	SEC or Cond. (µs/cm)	Dissolved Oxygen (mg/L)	Turbidity (NTU)	ORP (mV)	Visual Clarity				
	9:57		7.95												
	10:00	0.13	8.25	0.3	13.7	6.98	1513	4.45	0.4	90.5					
	10:03	0.26	8.25	0	13.6	6.98	1497	4.01	0.4	90.5					
	10:06	0.39	8.25	0	13.4	6.98	1488	3.66	0.4	90.5					
NOTES (continued)								ABBREVIATIONS							
Bladder Pump / clear / no color / No Odor								Cond. - Actual Conductivity				ORP - Oxidation-Reduction Potential SEC - Specific Electrical			
								FT BTOC - Feet Below Top of Casing na -				Conductance SU - Standard Units			



WELL DEVELOPMENT AND GROUNDWATER SAMPLING FIELD FORM

PROJECT INFORMATION													
Site: <u>Baldwin</u>		Client: <u>Vistra</u>											
Project Number: <u>22040004</u>		Task #:		Start Date: <u>1/11/2023</u>		Time: <u>0.46</u>		Finish Date: <u>3/15/2023</u>				Time: <u>1749</u>	
Field Personnel: <u>J. Colp / T. Carroll</u>													
WELL INFORMATION				EVENT TYPE									
Well ID: <u>MW150</u>				Well Development				Low-Flow / Low Stress Sampling Other					
Casing ID:													
WATER QUALITY INDICATOR PARAMETERS (continued)													
Sampling Stage	Time (military)	Volume Removed (gallons)	Depth to Water (Feet)	Drawdown (Feet)	Temp. (°C)	pH (SU)	SEC or Cond. (µs/cm)	Dissolved Oxygen (mg/L)	Turbidity (NTU)	ORP (mV)	Visual Clarity		
	17:40		17.71										
	17:43	0.13	18.15	0.44	13.5	7.05	3197	5.08	2.5	-135.1			
	17:46	0.26	18.15	0	13.5	7.04	3200	4.61	1.2	-110.8			
	17:49	0.39	18.15	0	13.4	7.04	3202	4.35	0.6	-93.5			
NOTES (continued)								ABBREVIATIONS					
Bladder Pump / clear / no color / Moderate Odor								Cond. - Actual Conductivity ORP - Oxidation-Reduction Potential SEC - Specific Electrical FT BTOC - Feet Below Top of Casing na - Conductance SU - Standard Units					



WELL DEVELOPMENT AND GROUNDWATER SAMPLING FIELD FORM

PROJECT INFORMATION															
Site: <u>Baldwin</u>		Client: <u>Vistra</u>		Project Number: <u>23010001</u>		Task #: _____		Start Date: <u>1/11/2023</u>		Time: <u>9:46</u>					
Field Personnel: <u>J. Colp / T. Carroll</u>				Finish Date: <u>3/15/2023</u>				Time: <u>1234</u>							
WELL INFORMATION				EVENT TYPE											
Well ID: <u>MW151</u>				Well Development				Low-Flow / Low Stress Sampling Other							
Casing ID: _____ inches				Well Volume Approach Sampling				(Specify): <u>Low Flow</u>							
WATER QUALITY INDICATOR PARAMETERS (continued)															
Sampling Stage	Time (military)	Volume Removed (gallons)	Depth to Water (Feet)	Drawdown (Feet)	Temp. (°C)	pH (SU)	SEC or Cond. (µs/cm)	Dissolved Oxygen (mg/L)	Turbidity (NTU)	ORP (mV)	Visual Clarity				
	12:07		4.66												
	12:28	0.91	10.23	5.57	11.7	6.91	1422	2.92	89.3	98.5					
	12:31	1.04	10.23	0	11.5	6.92	1422	2.84	84	97.8					
	12:34	1.17	10.23	0	11.6	6.92	1422	2.84	82.1	96.8					
NOTES (continued)								ABBREVIATIONS							
Bladder Pump / clear / no color / No Odor								Cond. - Actual Conductivity				ORP - Oxidation-Reduction Potential			
								SEC - Specific Electrical Conductance				SU - Standard Units			
FT BTOC - Feet Below Top of Casing na -															



WELL DEVELOPMENT AND GROUNDWATER SAMPLING FIELD FORM

PROJECT INFORMATION															
Site: <u>Baldwin</u>		Client: <u>Vistra</u>		Project Number: <u>23010001</u>		Task #: _____		Start Date: <u>1/11/2023</u>		Time: <u>9:46</u>					
Field Personnel: <u>J. Colp / T. Carroll</u>				Finish Date: <u>3/15/2023</u>				Time: <u>1301</u>							
WELL INFORMATION				EVENT TYPE											
Well ID: <u>MW152</u>				Well Development Well Volume Approach Sampling				Low-Flow / Low Stress Sampling Other (Specify): <u>Low Flow</u>							
Casing ID: _____ inches															
WATER QUALITY INDICATOR PARAMETERS (continued)															
Sampling Stage	Time (military)	Volume Removed (gallons)	Depth to Water (Feet)	Drawdown (Feet)	Temp. (°C)	pH (SU)	SEC or Cond. (µs/cm)	Dissolved Oxygen (mg/L)	Turbidity (NTU)	ORP (mV)	Visual Clarity				
	12:52		5.55												
	12:55	0.13	6.71	1.16	11.4	6.93	2013	3.68	6.6	119.4					
	12:58	0.26	6.71	0	11.6	6.91	2010	2.42	5.5	119.3					
	13:01	0.39	6.71	0	11.8	6.9	2013	1.79	2.6	118.5					
NOTES (continued)								ABBREVIATIONS							
Bladder Pump / clear / no color / No Odor								Cond. - Actual Conductivity				ORP - Oxidation-Reduction Potential			
								SEC - Specific Electrical Conductance				SU - Standard Units			
FT BTOC - Feet Below Top of Casing na -															



WELL DEVELOPMENT AND GROUNDWATER SAMPLING FIELD FORM

PROJECT INFORMATION																
Site: <u>Baldwin</u>		Client: <u>Vistra</u>		Project Number: <u>23010001</u>		Task #: _____		Start Date: <u>1/11/2023</u>		Time: <u>9:46</u>						
Field Personnel: <u>J. Colp / T. Carroll</u>				Finish Date: <u>3/15/2023</u>				Time: <u>1601</u>								
WELL INFORMATION				EVENT TYPE												
Well ID: <u>MW153</u>				Well Development Well Volume Approach Sampling				Low-Flow / Low Stress Sampling Other (Specify): <u>Low Flow</u>								
Casing ID: _____ inches																
WATER QUALITY INDICATOR PARAMETERS (continued)																
Sampling Stage	Time (military)	Volume Removed (gallons)	Depth to Water (Feet)	Drawdown (Feet)	Temp. (°C)	pH (SU)	SEC or Cond. (µs/cm)	Dissolved Oxygen (mg/L)	Turbidity (NTU)	ORP (mV)	Visual Clarity					
	15:52		10.82													
	15:55	0.13	11.83	1.01	13.5	7.46	976	3.8	20.2	45						
	15:58	0.26	11.83	0	13.4	7.25	922	3.1	12.2	55.5						
	16:01	0.39	11.83	0	13.3	7.2	917	2.92	6.8	59.5						
NOTES (continued)							ABBREVIATIONS									
Bladder Pump / clear / no color / No Odor							Cond. - Actual Conductivity					ORP - Oxidation-Reduction Potential SEC - Specific Electrical				
							FT BTOC - Feet Below Top of Casing na -					Conductance SU - Standard Units				



WELL DEVELOPMENT AND GROUNDWATER SAMPLING FIELD FORM

PROJECT INFORMATION														
Site: <u>Baldwin</u>		Client: <u>Vistra</u>												
Project Number: <u>23010001</u>		Task #:		Start Date: <u>1/11/2023</u>		Time: <u>9:46</u>								
Field Personnel: <u>J. Colp / T. Carroll</u>				Finish Date: <u>3/15/2023</u>				Time: <u>1645</u>						
WELL INFORMATION				EVENT TYPE										
Well ID: <u>MW155</u>				Well Development Well Volume Approach Sampling				Low-Flow / Low Stress Sampling Other (Specify): <u>Low Flow</u>						
Casing ID: _____ inches														
WATER QUALITY INDICATOR PARAMETERS (continued)														
Sampling Stage	Time (military)	Volume Removed (gallons)	Depth to Water (Feet)	Drawdown (Feet)	Temp. (°C)	pH (SU)	SEC or Cond. (µs/cm)	Dissolved Oxygen (mg/L)	Turbidity (NTU)	ORP (mV)	Visual Clarity			
	16:36		17.34											
	16:39	0.13	18.12	0.78	13.3	7.01	1276	3.66	25.6	84.2				
	16:42	0.26	18.12	0	13.3	7.01	1270	2.39	10.5	83.8				
	16:45	0.39	18.12	0	13.3	7.01	1271	2.08	8.7	83.5				
NOTES (continued)							ABBREVIATIONS							
Bladder Pump / clear / no color / No Odor							Cond. - Actual Conductivity					ORP - Oxidation-Reduction Potential		SEC - Specific Electrical
							FT BTOC - Feet Below Top of Casing na -					Conductance SU - Standard Units		



WELL DEVELOPMENT AND GROUNDWATER SAMPLING FIELD FORM

PROJECT INFORMATION															
Site: <u>Baldwin</u>		Client: <u>Vistra</u>		Project Number: <u>23010001</u>		Task #: _____		Start Date: <u>1/11/2023</u>		Time: <u>9:46</u>					
Field Personnel: <u>J. Colp / T. Carroll</u>				Finish Date: <u>3/13/2023</u>				Time: <u>1516</u>							
WELL INFORMATION				EVENT TYPE											
Well ID: <u>MW192</u>				Well Development				Low-Flow / Low Stress Sampling Other							
Casing ID: _____ inches				Well Volume Approach Sampling				(Specify): <u>Low Flow</u>							
WATER QUALITY INDICATOR PARAMETERS (continued)															
Sampling Stage	Time (military)	Volume Removed (gallons)	Depth to Water (Feet)	Drawdown (Feet)	Temp. (°C)	pH (SU)	SEC or Cond. (µs/cm)	Dissolved Oxygen (mg/L)	Turbidity (NTU)	ORP (mV)	Visual Clarity				
	<u>15:04</u>		<u>8.12</u>												
	<u>15:10</u>	<u>0.26</u>	<u>14.19</u>	<u>6.07</u>	<u>14.7</u>	<u>6.95</u>	<u>989</u>	<u>2.09</u>	<u>18.3</u>	<u>-115.3</u>					
	<u>15:13</u>	<u>0.39</u>	<u>14.19</u>	<u>0</u>	<u>14.6</u>	<u>6.93</u>	<u>983</u>	<u>1.48</u>	<u>15.7</u>	<u>-118.2</u>					
	<u>15:16</u>	<u>0.52</u>	<u>14.19</u>	<u>0</u>	<u>14.6</u>	<u>6.92</u>	<u>984</u>	<u>1.32</u>	<u>16.8</u>	<u>-119.4</u>					
NOTES (continued)								ABBREVIATIONS							
Bladder Pump / clear / no color / No Odor								Cond. - Actual Conductivity				ORP - Oxidation-Reduction Potential SEC - Specific Electrical			
								FT BTOC - Feet Below Top of Casing na -				Conductance SU - Standard Units			



WELL DEVELOPMENT AND GROUNDWATER SAMPLING FIELD FORM

PROJECT INFORMATION															
Site: <u>Baldwin</u>		Client: <u>Vistra</u>		Project Number: <u>23010001</u>		Task #: _____		Start Date: <u>1/11/2023</u>		Time: <u>9:46</u>					
Field Personnel: <u>J. Colp / T. Carroll</u>				Finish Date: <u>3/13/2023</u>				Time: <u>1419</u>							
WELL INFORMATION				EVENT TYPE											
Well ID: <u>MW193</u>				Well Development				Low-Flow / Low Stress Sampling Other							
Casing ID: _____ inches				Well Volume Approach Sampling				(Specify): <u>Low Flow</u>							
WATER QUALITY INDICATOR PARAMETERS (continued)															
Sampling Stage	Time (military)	Volume Removed (gallons)	Depth to Water (Feet)	Drawdown (Feet)	Temp. (°C)	pH (SU)	SEC or Cond. (µs/cm)	Dissolved Oxygen (mg/L)	Turbidity (NTU)	ORP (mV)	Visual Clarity				
	14:07		8.87												
	14:13	0.26	10.1	1.23	14	7.1	1161	3.49	11	-160.7					
	14:16	0.39	10.1	0	13.9	7.05	1159	3.03	5.2	-158.4					
	14:19	0.52	10.1	0	14	7.01	1156	2.72	2.7	-155.9					
NOTES (continued)								ABBREVIATIONS							
Bladder Pump / clear / no color / No Odor								Cond. - Actual Conductivity				ORP - Oxidation-Reduction Potential SEC - Specific Electrical			
								FT BTOC - Feet Below Top of Casing na -				Conductance SU - Standard Units			



WELL DEVELOPMENT AND GROUNDWATER SAMPLING FIELD FORM

PROJECT INFORMATION														
Site: <u>Baldwin</u>		Client: <u>Vistra</u>												
Project Number: <u>23010001</u>		Task #:		Start Date: <u>1/11/2023</u>		Time: <u>9:46</u>								
Field Personnel: <u>J. Colp / T. Carroll</u>				Finish Date: <u>3/15/2023</u>				Time: <u>1331</u>						
WELL INFORMATION				EVENT TYPE										
Well ID: <u>MW252</u>				Well Development				Low-Flow / Low Stress Sampling Other						
Casing ID: _____ inches				Well Volume Approach Sampling				(Specify): <u>Low Flow</u>						
WATER QUALITY INDICATOR PARAMETERS (continued)														
Sampling Stage	Time (military)	Volume Removed (gallons)	Depth to Water (Feet)	Drawdown (Feet)	Temp. (°C)	pH (SU)	SEC or Cond. (µs/cm)	Dissolved Oxygen (mg/L)	Turbidity (NTU)	ORP (mV)	Visual Clarity			
	13:16		4.68											
	13:25	0.39	25.53	0	13.4	6.92	2414	4.7	69.9	10.8				
	13:28	0.52	25.53	0	13.4	6.92	2413	4.7	61.1	7				
	13:31	0.65	25.53	0	13.3	6.94	2411	4.76	67.2	11.5				
NOTES (continued)							ABBREVIATIONS							
Submersible Pump / clear / no color / No Odor							Cond. - Actual Conductivity					ORP - Oxidation-Reduction Potential		SEC - Specific Electrical
							FT BTOC - Feet Below Top of Casing na -					Conductance SU - Standard Units		



WELL DEVELOPMENT AND GROUNDWATER SAMPLING FIELD FORM

PROJECT INFORMATION															
Site: <u>Baldwin</u>		Client: <u>Vistra</u>													
Project Number: <u>23010001</u>			Task #:		Start Date: <u>1/11/2023</u>			Time: <u>9:46</u>							
Field Personnel: <u>J. Colp / T. Carroll</u>					Finish Date: <u>3/13/2023</u>			Time: <u>1228</u>							
WELL INFORMATION				EVENT TYPE											
Well ID: <u>MW258</u>				Well Development Well Volume Approach Sampling				Low-Flow / Low Stress Sampling Other (Specify): <u>Low Flow</u>							
Casing ID: _____ inches															
WATER QUALITY INDICATOR PARAMETERS (continued)															
Sampling Stage	Time (military)	Volume Removed (gallons)	Depth to Water (Feet)	Drawdown (Feet)	Temp. (°C)	pH (SU)	SEC or Cond. (µs/cm)	Dissolved Oxygen (mg/L)	Turbidity (NTU)	ORP (mV)	Visual Clarity				
	12:19		52.64												
	12:22	0.13	56.48	3.84	11.9	7.68	6126	5.84	2	-121.2					
	12:25	0.26	56.48	0	12.1	7.72	6271	3.15	3.3	-169.9					
	12:28	0.39	56.48	0	12.2	7.73	6304	2.31	7.8	-188.1					
NOTES (continued)							ABBREVIATIONS								
Bladder Pump / clear / no color / Slight Odor							Cond. - Actual Conductivity					ORP - Oxidation-Reduction Potential		SEC - Specific Electrical	
							FT BTOC - Feet Below Top of Casing na -					Conductance SU - Standard Units			



WELL DEVELOPMENT AND GROUNDWATER SAMPLING FIELD FORM

PROJECT INFORMATION															
Site: <u>Baldwin</u>		Client: <u>Vistra</u>		Project Number: <u>23010001</u>		Task #: _____		Start Date: <u>1/11/2023</u>		Time: <u>9:46</u>					
Field Personnel: <u>J. Colp / T. Carroll</u>				Finish Date: <u>3/15/2023</u>				Time: <u>1039</u>							
WELL INFORMATION				EVENT TYPE											
Well ID: <u>MW304</u>				Well Development				Low-Flow / Low Stress Sampling Other							
Casing ID: _____ inches				Well Volume Approach Sampling				(Specify): <u>Low Flow</u>							
WATER QUALITY INDICATOR PARAMETERS (continued)															
Sampling Stage	Time (military)	Volume Removed (gallons)	Depth to Water (Feet)	Drawdown (Feet)	Temp. (°C)	pH (SU)	SEC or Cond. (µs/cm)	Dissolved Oxygen (mg/L)	Turbidity (NTU)	ORP (mV)	Visual Clarity				
	10:30		9.52												
	10:33	0.13	12.4		13	7.82	3422	3.66	0.8	15.1					
	10:36	0.26	12.4	0	13.2	7.79	3471	1.95	0.8	28.3					
	10:39	0.39	12.4	0	13.2	7.77	3422	1.64	1	31.9					
NOTES (continued)								ABBREVIATIONS							
Bladder Pump / clear / no color / No Odor								Cond. - Actual Conductivity				ORP - Oxidation-Reduction Potential			
								SEC - Specific Electrical Conductance				SU - Standard Units			
FT BTOC - Feet Below Top of Casing na -															



WELL DEVELOPMENT AND GROUNDWATER SAMPLING FIELD FORM

PROJECT INFORMATION															
Site: <u>Baldwin</u>		Client: <u>Vistra</u>		Project Number: <u>23010001</u>		Task #: _____		Start Date: <u>1/11/2023</u>		Time: <u>9:46</u>					
Field Personnel: <u>J. Colp / T. Carroll</u>				Finish Date: <u>3/15/2023</u>				Time: <u>1452</u>							
WELL INFORMATION				EVENT TYPE											
Well ID: <u>MW306</u>				Well Development				Low-Flow / Low Stress Sampling Other							
Casing ID: _____ inches				Well Volume Approach Sampling				(Specify): <u>Low Flow</u>							
WATER QUALITY INDICATOR PARAMETERS (continued)															
Sampling Stage	Time (military)	Volume Removed (gallons)	Depth to Water (Feet)	Drawdown (Feet)	Temp. (°C)	pH (SU)	SEC or Cond. (µs/cm)	Dissolved Oxygen (mg/L)	Turbidity (NTU)	ORP (mV)	Visual Clarity				
	14:43		17.1												
	14:46	0.13	19.46	0	14	10.55	737	5.55	5.6	-48.5					
	14:49	0.26	19.46	0	14.2	10.85	920	3.66	6.6	-105.2					
	14:52	0.39	19.46	0	14.1	10.74	903	2.12	3.4	-120					
NOTES (continued)								ABBREVIATIONS							
Bladder Pump / clear / no color / No Odor								Cond. - Actual Conductivity				ORP - Oxidation-Reduction Potential SEC - Specific Electrical			
								FT BTOC - Feet Below Top of Casing na -				Conductance SU - Standard Units			



WELL DEVELOPMENT AND GROUNDWATER SAMPLING FIELD FORM

PROJECT INFORMATION											
Site: <u>Baldwin</u>		Client: <u>Vistra</u>		Project Number: <u>23010001</u>		Task #: _____		Start Date: <u>1/11/2023</u>		Time: <u>9:46</u>	
Field Personnel: <u>J. Colp / T. Carroll</u>				Finish Date: <u>3/15/2023</u>				Time: <u>1813</u>			
WELL INFORMATION				EVENT TYPE							
Well ID: <u>MW350</u>				Well Development				Low-Flow / Low Stress Sampling Other			
Casing ID: _____ inches				Well Volume Approach Sampling				(Specify): <u>Low Flow</u>			
WATER QUALITY INDICATOR PARAMETERS (continued)											
Sampling Stage	Time (military)	Volume Removed (gallons)	Depth to Water (Feet)	Drawdown (Feet)	Temp. (°C)	pH (SU)	SEC or Cond. (µs/cm)	Dissolved Oxygen (mg/L)	Turbidity (NTU)	ORP (mV)	Visual Clarity
	18:04		24.09								
	18:07	0.13	30	5.91	13.3	11.4	1709	6.22	4.9	-116	
	18:10	0.26	30	0	13.6	11.49	1738	2.66	1.8	-140.9	
	18:13	0.39	30	0	13.7	11.5	1790	2.04	1.3	-146.9	
NOTES (continued)								ABBREVIATIONS			
Bladder Pump / clear / no color / Moderate Odor								<small>Cond. - Actual Conductivity ORP - Oxidation-Reduction Potential SEC - Specific Electrical FT BTOC - Feet Below Top of Casing na - Conductance SU - Standard Units</small>			



WELL DEVELOPMENT AND GROUNDWATER SAMPLING FIELD FORM

PROJECT INFORMATION															
Site: <u>Baldwin</u>		Client: <u>Vistra</u>		Project Number: <u>23010001</u>		Task #: _____		Start Date: <u>1/11/2023</u>		Time: <u>9:46</u>					
Field Personnel: <u>J. Colp / T. Carroll</u>				Finish Date: <u>3/15/2023</u>				Time: <u>1345</u>							
WELL INFORMATION				EVENT TYPE											
Well ID: <u>MW352</u>				Well Development Well Volume Approach Sampling				Low-Flow / Low Stress Sampling Other (Specify): <u>Low Flow</u>							
Casing ID: _____ inches															
WATER QUALITY INDICATOR PARAMETERS (continued)															
Sampling Stage	Time (military)	Volume Removed (gallons)	Depth to Water (Feet)	Drawdown (Feet)	Temp. (°C)	pH (SU)	SEC or Cond. (µs/cm)	Dissolved Oxygen (mg/L)	Turbidity (NTU)	ORP (mV)	Visual Clarity				
	13:36		0.65												
	13:39	0.13	5.06	4.41	12.8	7.45	3053	5.37	0.6	-116.5					
	13:42	0.26	5.06	0	13.1	7.48	3138	1.79	6.2	-144.3					
	13:45	0.39	5.06	0	13.1	7.5	3090	1.4	3.4	-162					
NOTES (continued)								ABBREVIATIONS							
Bladder Pump / clear / no color / Slight Odor								Cond. - Actual Conductivity				ORP - Oxidation-Reduction Potential SEC - Specific Electrical			
								FT BTOC - Feet Below Top of Casing na -				Conductance SU - Standard Units			



WELL DEVELOPMENT AND GROUNDWATER SAMPLING FIELD FORM

PROJECT INFORMATION											
Site: <u>Baldwin</u>		Client: <u>Vistra</u>									
Project Number: <u>23010001</u>			Task #:		Start Date: <u>1/11/2023</u>			Time: <u>9:46</u>			
Field Personnel: <u>J. Colp / T. Carroll</u>					Finish Date: <u>3/15/2023</u>			Time: <u>1702</u>			
WELL INFORMATION				EVENT TYPE							
Well ID: <u>MW355</u>				Well Development Well Volume Approach Sampling				Low-Flow / Low Stress Sampling Other (Specify): <u>Low Flow</u>			
Casing ID: _____ inches											
WATER QUALITY INDICATOR PARAMETERS (continued)											
Sampling Stage	Time (military)	Volume Removed (gallons)	Depth to Water (Feet)	Drawdown (Feet)	Temp. (°C)	pH (SU)	SEC or Cond. (µs/cm)	Dissolved Oxygen (mg/L)	Turbidity (NTU)	ORP (mV)	Visual Clarity
	16:53		22.58								
	16:56	0.13	25.69	3.11	13.8	6.95	1283	3.3	18.5	-47.3	
	16:59	0.26	25.9	0	13.8	7.01	1275	3.39	7.3	-30.3	
	17:02	0.39	25.69	0	13.8	7.05	1271	3.78	4.8	-14.6	
NOTES (continued)							ABBREVIATIONS				
Bladder Pump / clear / no color / No Odor							<small>Cond. - Actual Conductivity ORP - Oxidation-Reduction Potential SEC - Specific Electrical FT BTOC - Feet Below Top of Casing na - Conductance SU - Standard Units</small>				



WELL DEVELOPMENT AND GROUNDWATER SAMPLING FIELD FORM

PROJECT INFORMATION											
Site: <u>Baldwin</u>		Client: <u>Vistra</u>									
Project Number: <u>23010001</u>			Task #:		Start Date: <u>1/11/2023</u>			Time: <u>9:46</u>			
Field Personnel: <u>J. Colp / T. Carroll</u>					Finish Date: <u>3/13/2023</u>			Time: <u>1609</u>			
WELL INFORMATION						EVENT TYPE					
Well ID: <u>MW356</u>						Well Development			Low-Flow / Low Stress Sampling Other		
Casing ID: _____ inches						Well Volume Approach Sampling			(Specify): <u>Low Flow</u>		
WATER QUALITY INDICATOR PARAMETERS (continued)											
Sampling Stage	Time (military)	Volume Removed (gallons)	Depth to Water (Feet)	Drawdown (Feet)	Temp. (°C)	pH (SU)	SEC or Cond. (µs/cm)	Dissolved Oxygen (mg/L)	Turbidity (NTU)	ORP (mV)	Visual Clarity
	16:00		4.36								
	16:03	0.13	7.62	3.26	13.2	7.8	1539	4.11	1.5	-93.6	
	16:06	0.26	7.62	0	13.2	7.75	1467	2.22	1	-99.9	
	16:09	0.39	7.62	0	13	7.72	1431	1.57	0.2	-106.2	
NOTES (continued)								ABBREVIATIONS			
Bladder Pump / clear / no color / Slight Odor								<small>Cond. - Actual Conductivity ORP - Oxidation-Reduction Potential SEC - Specific Electrical FT BTOC - Feet Below Top of Casing na - Conductance SU - Standard Units</small>			



APPENDIX A.
ANNUAL GROUNDWATER MONITORING AND CORRECTIVE ACTION REPORT
BALDWIN POWER PLANT, BOTTOM ASH POND
BAL-257-601

WELL DEVELOPMENT AND GROUNDWATER SAMPLING FIELD FORM

PROJECT INFORMATION											
Site: <u>Baldwin</u>		Client: <u>Vistra</u>									
Project Number: <u>23010001</u>		Task #:		Start Date: <u>1/11/2023</u>		Time: <u>9:46</u>					
Field Personnel: <u>J. Colp / T. Carroll</u>				Finish Date: <u>3/13/2023</u>		Time: <u>1157</u>					
WELL INFORMATION				EVENT TYPE							
Well ID: <u>MW358</u>				Well Development				Low-Flow / Low Stress Sampling Other			
Casing ID: _____ inches				Well Volume Approach Sampling				(Specify): <u>Low Flow</u>			
WATER QUALITY INDICATOR PARAMETERS (continued)											
Sampling Stage	Time (military)	Volume Removed (gallons)	Depth to Water (Feet)	Drawdown (Feet)	Temp. (°C)	pH (SU)	SEC or Cond. (µs/cm)	Dissolved Oxygen (mg/L)	Turbidity (NTU)	ORP (mV)	Visual Clarity
	<u>11:27</u>		<u>12.9</u>								
	<u>11:51</u>	<u>1.04</u>	<u>21.12</u>	<u>8.22</u>	<u>10.8</u>	<u>8.49</u>	<u>1606</u>	<u>1.84</u>	<u>43.3</u>	<u>-185.8</u>	
	<u>11:54</u>	<u>1.17</u>	<u>21.12</u>	<u>0</u>	<u>10.9</u>	<u>8.49</u>	<u>1605</u>	<u>1.61</u>	<u>36.4</u>	<u>-188.5</u>	
	<u>11:57</u>	<u>1.3</u>	<u>21.12</u>	<u>0</u>	<u>11.1</u>	<u>8.49</u>	<u>1607</u>	<u>1.51</u>	<u>42.5</u>	<u>-190.9</u>	
NOTES (continued)								ABBREVIATIONS			
Bladder Pump / clear / no color / Slight Odor								<small>Cond - Actual Conductivity ORP - Oxidation-Reduction Potential SEC - Specific Electrical FT BTDC - Feet Below Top of Casing na - Conductance SU - Standard Units</small>			



WELL DEVELOPMENT AND GROUNDWATER SAMPLING FIELD FORM

PROJECT INFORMATION															
Site: <u>Baldwin</u>		Client: <u>Vistra</u>													
Project Number: <u>23010001</u>			Task #:		Start Date: <u>1/11/2023</u>			Time: <u>9:46</u>							
Field Personnel: <u>J. Colp / T. Carroll</u>						Finish Date: <u>3/14/2023</u>			Time: <u>1412</u>						
WELL INFORMATION					EVENT TYPE										
Well ID: <u>MW375</u>					Well Development			Low-Flow / Low Stress Sampling Other							
Casing ID: _____ inches					Well Volume Approach Sampling			(Specify): <u>Low Flow</u>							
WATER QUALITY INDICATOR PARAMETERS (continued)															
Sampling Stage	Time (military)	Volume Removed (gallons)	Depth to Water (Feet)	Drawdown (Feet)	Temp. (°C)	pH (SU)	SEC or Cond. (µs/cm)	Dissolved Oxygen (mg/L)	Turbidity (NTU)	ORP (mV)	Visual Clarity				
	14:03		31.8												
	14:06	0.13	33.76	1.96	13.5	7.81	2252	6.12	1.8	-80.9					
	14:09	0.26	33.76	0	13	7.75	2453	3.03	2.5	-74.9					
	14:12	0.39	33.76	0	12.6	7.72	2425	1.99	4	-68.3					
NOTES (continued)								ABBREVIATIONS							
Bladder Pump / clear / no color / No Odor								Cond. - Actual Conductivity				ORP - Oxidation-Reduction Potential SEC - Specific Electrical			
								FT BTOC - Feet Below Top of Casing na -				Conductance SU - Standard Units			



WELL DEVELOPMENT AND GROUNDWATER SAMPLING FIELD FORM

PROJECT INFORMATION															
Site: <u>Baldwin</u>		Client: <u>Vistra</u>													
Project Number: <u>23010001</u>			Task #:		Start Date: <u>1/11/2023</u>			Time: <u>9:46</u>							
Field Personnel: <u>J. Colp / T. Carroll</u>					Finish Date: <u>3/14/2023</u>			Time: <u>1456</u>							
WELL INFORMATION				EVENT TYPE											
Well ID: <u>MW377</u>				Well Development				Low-Flow / Low Stress Sampling Other							
Casing ID: _____ inches				Well Volume Approach Sampling				(Specify): Low Flow							
WATER QUALITY INDICATOR PARAMETERS (continued)															
Sampling Stage	Time (military)	Volume Removed (gallons)	Depth to Water (Feet)	Drawdown (Feet)	Temp. (°C)	pH (SU)	SEC or Cond. (µs/cm)	Dissolved Oxygen (mg/L)	Turbidity (NTU)	ORP (mV)	Visual Clarity				
	14:47		5.56												
	14:50	0.13	8.98	3.42	13.7	7.1	1542	3.36	0.9	-45.5					
	14:53	0.26	8.98	0	13.5	7.07	1539	1.87	1.4	-35.2					
	14:56	0.39	8.98	0	13.8	7.06	1522	1.43	4	-27.7					
NOTES (continued)								ABBREVIATIONS							
Bladder Pump / clear / no color / No Odor								Cond. - Actual Conductivity				ORP - Oxidation-Reduction Potential			
								SEC - Specific Electrical Conductance				SU - Standard Units			
FT BTOC - Feet Below Top of Casing na -															



WELL DEVELOPMENT AND GROUNDWATER SAMPLING FIELD FORM

PROJECT INFORMATION														
Site: <u>Baldwin</u>		Client: <u>Vistra</u>												
Project Number: <u>23010001</u>			Task #:		Start Date: <u>1/11/2023</u>			Time: <u>9:46</u>						
Field Personnel: <u>J. Colp / T. Carroll</u>					Finish Date: <u>3/14/2023</u>			Time: <u>1236</u>						
WELL INFORMATION				EVENT TYPE										
Well ID: <u>MW383</u>				Well Development				Low-Flow / Low Stress Sampling Other						
Casing ID: _____ inches				Well Volume Approach Sampling				(Specify): <u>Low Flow</u>						
WATER QUALITY INDICATOR PARAMETERS (continued)														
Sampling Stage	Time (military)	Volume Removed (gallons)	Depth to Water (Feet)	Drawdown (Feet)	Temp. (°C)	pH (SU)	SEC or Cond. (µs/cm)	Dissolved Oxygen (mg/L)	Turbidity (NTU)	ORP (mV)	Visual Clarity			
	12:27		18.32											
	12:30	0.13	22.33	4.01	17.2	7.59	1995	3.25	3.9	-52.4				
	12:33	0.26	22.33	0	17.1	7.5	1999	1.4	5.5	-45.5				
	12:36	0.39	22.33	0	17.2	7.48	1991	1.26	7.8	-44				
NOTES (continued)							ABBREVIATIONS							
Bladder Pump / clear / no color / No Odor							Cond. - Actual Conductivity					ORP - Oxidation-Reduction Potential		SEC - Specific Electrical
							FT BTOC - Feet Below Top of Casing na -					Conductance SU - Standard Units		



WELL DEVELOPMENT AND GROUNDWATER SAMPLING FIELD FORM

PROJECT INFORMATION															
Site: <u>Baldwin</u>		Client: <u>Vistra</u>													
Project Number: <u>23010001</u>			Task #:		Start Date: <u>1/11/2023</u>			Time: <u>9:46</u>							
Field Personnel: <u>J. Colp / T. Carroll</u>					Finish Date: <u>3/14/2023</u>			Time: <u>1207</u>							
WELL INFORMATION					EVENT TYPE										
Well ID: <u>MW384</u>					Well Development			Low-Flow / Low Stress Sampling Other							
Casing ID: _____ inches					Well Volume Approach Sampling			(Specify): <u>Low Flow</u>							
WATER QUALITY INDICATOR PARAMETERS (continued)															
Sampling Stage	Time (military)	Volume Removed (gallons)	Depth to Water (Feet)	Drawdown (Feet)	Temp. (°C)	pH (SU)	SEC or Cond. (µs/cm)	Dissolved Oxygen (mg/L)	Turbidity (NTU)	ORP (mV)	Visual Clarity				
	11:58		14.15												
	12:01	0.13	18.05	3.9	15.4	7.91	3576	4.01	6.6	-97.2					
	12:04	0.26	18.05	0	15.5	7.99	3712	1.86	2.4	-103.5					
	12:07	0.39	18.05	0	15.7	7.99	3722	1.35	2.6	-111.9					
NOTES (continued)								ABBREVIATIONS							
Bladder Pump / clear / no color / No Odor								Cond. - Actual Conductivity				ORP - Oxidation-Reduction Potential SEC - Specific Electrical			
								FT BTOC - Feet Below Top of Casing na -				Conductance SU - Standard Units			



WELL DEVELOPMENT AND GROUNDWATER SAMPLING FIELD FORM

PROJECT INFORMATION																	
Site: <u>Baldwin</u>			Client: <u>Vistra</u>														
Project Number: <u>23010001</u>			Task #:			Start Date: <u>1/11/2023</u>			Time: <u>9:46</u>								
Field Personnel: <u>J. Colp / T. Carroll</u>						Finish Date: <u>3/14/2023</u>			Time: <u>1138</u>								
WELL INFORMATION						EVENT TYPE											
Well ID: <u>MW390</u>						Well Development						Low-Flow / Low Stress Sampling Other					
Casing ID: _____ inches						Well Volume Approach Sampling						(Specify): Low Flow					
WATER QUALITY INDICATOR PARAMETERS (continued)																	
Sampling Stage	Time (military)	Volume Removed (gallons)	Depth to Water (Feet)	Drawdown (Feet)	Temp. (°C)	pH (SU)	SEC or Cond. (µs/cm)	Dissolved Oxygen (mg/L)	Turbidity (NTU)	ORP (mV)	Visual Clarity						
	<u>11:20</u>		<u>5.31</u>														
	<u>11:32</u>	<u>0.52</u>	<u>13.12</u>	<u>7.81</u>	<u>13.4</u>	<u>7.09</u>	<u>1801</u>	<u>1.16</u>	<u>11.9</u>	<u>-81.5</u>							
	<u>11:35</u>	<u>0.65</u>	<u>13.12</u>	<u>0</u>	<u>13.5</u>	<u>7.05</u>	<u>1673</u>	<u>1.02</u>	<u>9.2</u>	<u>-75.7</u>							
	<u>11:38</u>	<u>0.78</u>	<u>13.12</u>	<u>0</u>	<u>13.4</u>	<u>6.98</u>	<u>1619</u>	<u>0.95</u>	<u>7</u>	<u>-70.2</u>							
NOTES (continued)								ABBREVIATIONS									
Bladder Pump / clear / no color / No Odor								<small>Cond. - Actual Conductivity ORP - Oxidation-Reduction Potential SEC - Specific Electrical FT BTDC - Feet Below Top of Casing na - Conductance SU - Standard Units</small>									



WELL DEVELOPMENT AND GROUNDWATER SAMPLING FIELD FORM

PROJECT INFORMATION															
Site: <u>Baldwin</u>		Client: <u>Vistra</u>		Project Number: <u>23010001</u>		Task #: _____		Start Date: <u>1/11/2023</u>		Time: <u>9:46</u>					
Field Personnel: <u>J. Colp / T. Carroll</u>				Finish Date: <u>3/14/2023</u>				Time: <u>1344</u>							
WELL INFORMATION				EVENT TYPE											
Well ID: <u>MW391</u>				Well Development Well Volume Approach Sampling				Low-Flow / Low Stress Sampling Other (Specify): <u>Low Flow</u>							
Casing ID: _____ inches															
WATER QUALITY INDICATOR PARAMETERS (continued)															
Sampling Stage	Time (military)	Volume Removed (gallons)	Depth to Water (Feet)	Drawdown (Feet)	Temp. (°C)	pH (SU)	SEC or Cond. (µs/cm)	Dissolved Oxygen (mg/L)	Turbidity (NTU)	ORP (mV)	Visual Clarity				
	13:35		58.7												
	13:38	0.13	60.01	1.31	14.3	7.82	4072	4.64	4.2	15.1					
	13:41	0.26	60.01	0	14.4	7.85	3913	1.63	7.1	-2.9					
	13:44	0.39	60.01	0	14.4	7.85	3869	1.45	7.5	-6.1					
NOTES (continued)								ABBREVIATIONS							
Bladder Pump / clear / no color / No Odor								Cond. - Actual Conductivity				ORP - Oxidation-Reduction Potential			
								FT BTDC - Feet Below Top of Casing na -				SEC - Specific Electrical Conductance SU - Standard Units			



WELL DEVELOPMENT AND GROUNDWATER SAMPLING FIELD FORM

PROJECT INFORMATION																
Site: <u>Baldwin</u>		Client: <u>Vistra</u>														
Project Number: <u>23010001</u>		Task #:		Start Date: <u>1/11/2023</u>		Time: <u>9:46</u>										
Field Personnel: <u>J. Colp / T. Carroll</u>				Finish Date: <u>3/13/2023</u>				Time: <u>1542</u>								
WELL INFORMATION				EVENT TYPE												
Well ID: <u>MW392</u>				Well Development				Low-Flow / Low Stress Sampling Other								
Casing ID: _____ inches				Well Volume Approach Sampling				(Specify): <u>Low Flow</u>								
WATER QUALITY INDICATOR PARAMETERS (continued)																
Sampling Stage	Time (military)	Volume Removed (gallons)	Depth to Water (Feet)	Drawdown (Feet)	Temp. (°C)	pH (SU)	SEC or Cond. (µs/cm)	Dissolved Oxygen (mg/L)	Turbidity (NTU)	ORP (mV)	Visual Clarity					
	15:30		8.12													
	15:36	0.26	15.68	7.56	14.9	7.68	4228	1.52	21.8	-247.4						
	15:39	0.39	15.68	0	15	7.67	4231	1.2	13.6	-248.9						
	15:42	0.52	15.68	0	15.1	7.67	4239	1.04	14	-249.1						
NOTES (continued)							ABBREVIATIONS									
Bladder Pump / clear / no color / Slight Odor							Cond. - Actual Conductivity					ORP - Oxidation-Reduction Potential SEC - Specific Electrical				
							FT BTOC - Feet Below Top of Casing na -					Conductance SU - Standard Units				



WELL DEVELOPMENT AND GROUNDWATER SAMPLING FIELD FORM

PROJECT INFORMATION															
Site: <u>Baldwin</u>		Client: <u>Vistra</u>													
Project Number: 23010001		Task #:		Start Date: 1/11/2023		Time: 9:46									
Field Personnel: <u>J. Colp / T. Carroll</u>				Finish Date: <u>3/13/2023</u>				Time: <u>1448</u>							
WELL INFORMATION				EVENT TYPE											
Well ID: <u>MW393</u>				Well Development				Low-Flow / Low Stress Sampling Other							
Casing ID: _____ inches				Well Volume Approach Sampling				(Specify): Low Flow							
WATER QUALITY INDICATOR PARAMETERS (continued)															
Sampling Stage	Time (military)	Volume Removed (gallons)	Depth to Water (Feet)	Drawdown (Feet)	Temp. (°C)	pH (SU)	SEC or Cond. (µs/cm)	Dissolved Oxygen (mg/L)	Turbidity (NTU)	ORP (mV)	Visual Clarity				
	14:33		8.39												
	14:42	0.39	15.85	7.76	13.4	8.08	4843	1.38	26.3	-298.4					
	14:45	0.52	15.85	0	13.7	8.05	4841	1.15	11.9	-298.8					
	14:48	0.65	15.85	0	13.6	8.03	4828	1.06	8	-296.2					
NOTES (continued)								ABBREVIATIONS							
Bladder Pump / clear / no color / Slight Odor								Cond. - Actual Conductivity				ORP - Oxidation-Reduction Potential SEC - Specific Electrical			
								FT BTOC - Feet Below Top of Casing na -				Conductance SU - Standard Units			



WELL DEVELOPMENT AND GROUNDWATER SAMPLING FIELD FORM

PROJECT INFORMATION															
Site: <u>Baldwin</u>		Client: <u>Vistra</u>													
Project Number: <u>23010001</u>			Task #:		Start Date: <u>1/11/2023</u>			Time: <u>9:46</u>							
Field Personnel: <u>J. Colp / T. Carroll</u>					Finish Date: <u>3/13/2023</u>			Time: <u>1350</u>							
WELL INFORMATION				EVENT TYPE											
Well ID: <u>MW394</u>				Well Development				Low-Flow / Low Stress Sampling Other							
Casing ID: _____ inches				Well Volume Approach Sampling				(Specify): <u>Low Flow</u>							
WATER QUALITY INDICATOR PARAMETERS (continued)															
Sampling Stage	Time (military)	Volume Removed (gallons)	Depth to Water (Feet)	Drawdown (Feet)	Temp. (°C)	pH (SU)	SEC or Cond. (µs/cm)	Dissolved Oxygen (mg/L)	Turbidity (NTU)	ORP (mV)	Visual Clarity				
	13:23		5.52												
	13:41	0.78	17.28	11.76	13.1	8.07	4400	0.94	59.7	-345.1					
	13:44	0.91	17.28	0	13	8.05	4340	0.98	43.7	-347.6					
	13:47	1.04	17.28	0	13.3	7.92	4155	0.82	37.5	-347					
	13:50	1.17	17.28	0	13.4	7.86	4068	0.76	33.6	-346.6					
NOTES (continued)								ABBREVIATIONS							
Bladder Pump / clear / no color / No Odor								Cond. - Actual Conductivity				ORP - Oxidation-Reduction Potential SEC - Specific Electrical			
								FT BTDC - Feet Below Top of Casing na -				Conductance SU - Standard Units			



WELL DEVELOPMENT AND GROUNDWATER SAMPLING FIELD FORM

PROJECT INFORMATION															
Site: <u>Baldwin</u>		Client: <u>Vistra</u>													
Project Number: <u>23010001</u>		Task #:		Start Date: <u>1/11/2023</u>		Time: <u>9:46</u>									
Field Personnel: <u>J. Colp / T. Carroll</u>				Finish Date: <u>3/15/2023</u>				Time: <u>0908</u>							
WELL INFORMATION				EVENT TYPE											
Well ID: <u>OW156</u>				Well Development Well Volume Approach Sampling				Low-Flow / Low Stress Sampling Other (Specify): <u>Low Flow</u>							
Casing ID: _____ inches															
WATER QUALITY INDICATOR PARAMETERS (continued)															
Sampling Stage	Time (military)	Volume Removed (gallons)	Depth to Water (Feet)	Drawdown (Feet)	Temp. (°C)	pH (SU)	SEC or Cond. (µs/cm)	Dissolved Oxygen (mg/L)	Turbidity (NTU)	ORP (mV)	Visual Clarity				
	9:06	0.13	5.16	0	12.1	6.81	1452	9	11.3	15.2					
	9:07	0.26	5.16	0	12.6	6.8	1630	7.44	8.3	33.8					
	9:08	0.39	5.16	0	12.4	6.75	1305	6.87	11.2	46.5					
NOTES (continued)								ABBREVIATIONS							
bailer / clear / no color / No Odor								Cond. - Actual Conductivity				ORP - Oxidation-Reduction Potential SEC - Specific Electrical			
								FT BTOC - Feet Below Top of Casing na -				Conductance SU - Standard Units			



WELL DEVELOPMENT AND GROUNDWATER SAMPLING FIELD FORM

PROJECT INFORMATION											
Site: <u>Baldwin</u>		Client: <u>Vistra</u>		Project Number: <u>23010001</u>		Task #: _____		Start Date: <u>1/11/2023</u>		Time: <u>9:46</u>	
Field Personnel: <u>J. Colp / T. Carroll</u>				Finish Date: <u>3/15/2023</u>				Time: <u>0856</u>			
WELL INFORMATION						EVENT TYPE					
Well ID: <u>OW157</u>						Well Development					
Casing ID: _____ inches						Well Volume Approach Sampling					
						Low-Flow / Low Stress Sampling Other (Specify): <u>Low Flow</u>					
WATER QUALITY INDICATOR PARAMETERS (continued)											
Sampling Stage	Time (military)	Volume Removed (gallons)	Depth to Water (Feet)	Drawdown (Feet)	Temp. (°C)	pH (SU)	SEC or Cond. (µs/cm)	Dissolved Oxygen (mg/L)	Turbidity (NTU)	ORP (mV)	Visual Clarity
	8:54	0.13	3.73	0	11.4	6.4	6104	7.3	10.2	109.4	
	8:55	0.26	3.73	0	11.5	6.37	5938	6.35	26.3	86	
	8:56	0.39	3.73	0	10.6	6.35	5955	5.86	70.8	34.7	
NOTES (continued)								ABBREVIATIONS			
bailer / clear / no color / No Odor								<small>Cond. - Actual Conductivity ORP - Oxidation-Reduction Potential SEC - Specific Electrical FT BTOC - Feet Below Top of Casing na - Conductance SU - Standard Units</small>			



WELL DEVELOPMENT AND GROUNDWATER SAMPLING FIELD FORM

PROJECT INFORMATION											
Site: <u>Baldwin</u>		Client: <u>Vistra</u>		Project Number: <u>23010001</u>		Task #: _____		Start Date: <u>1/11/2023</u>		Time: <u>9:46</u>	
Field Personnel: <u>J. Colp / T. Carroll</u>				Finish Date: <u>3/14/2023</u>				Time: <u>0906</u>			
WELL INFORMATION				EVENT TYPE							
Well ID: <u>OW256</u>				Well Development				Low-Flow / Low Stress Sampling Other			
Casing ID: _____ inches				Well Volume Approach Sampling				(Specify): <u>Low Flow</u>			
WATER QUALITY INDICATOR PARAMETERS (continued)											
Sampling Stage	Time (military)	Volume Removed (gallons)	Depth to Water (Feet)	Drawdown (Feet)	Temp. (°C)	pH (SU)	SEC or Cond. (µs/cm)	Dissolved Oxygen (mg/L)	Turbidity (NTU)	ORP (mV)	Visual Clarity
	8:36		5.23								
	9:00	1.04	10.92	5.69	14.6	6.7	1169	1.11	15.7	-4.4	
	9:03	1.17	10.92	0	14.7	6.69	1166	1.01	9.3	-14.5	
	9:06	1.3	10.92	0	14.6	6.69	1164	0.96	9.2	-19.2	
NOTES (continued)								ABBREVIATIONS			
Submersible Pump / clear / no color / No Odor								Cond. - Actual Conductivity ORP - Oxidation-Reduction Potential SEC - Specific Electrical FT BTOC - Feet Below Top of Casing na - Conductance SU - Standard Units			



WELL DEVELOPMENT AND GROUNDWATER SAMPLING FIELD FORM

PROJECT INFORMATION											
Site: <u>Baldwin</u>		Client: <u>Vistra</u>									
Project Number: <u>23010001</u>			Task #:		Start Date: <u>1/11/2023</u>			Time: <u>9:46</u>			
Field Personnel: <u>J. Colp / T. Carroll</u>					Finish Date: <u>3/14/2023</u>			Time: <u>1323</u>			
WELL INFORMATION				EVENT TYPE							
Well ID: <u>OW257</u>				Well Development				Low-Flow / Low Stress Sampling Other			
Casing ID: _____ inches				Well Volume Approach Sampling				(Specify): <u>Low Flow</u>			
WATER QUALITY INDICATOR PARAMETERS (continued)											
Sampling Stage	Time (military)	Volume Removed (gallons)	Depth to Water (Feet)	Drawdown (Feet)	Temp. (°C)	pH (SU)	SEC or Cond. (µs/cm)	Dissolved Oxygen (mg/L)	Turbidity (NTU)	ORP (mV)	Visual Clarity
	<u>12:59</u>		<u>3.4</u>								
	<u>13:17</u>	<u>0.78</u>	<u>29.29</u>	<u>25.89</u>	<u>13.6</u>	<u>7.21</u>	<u>1524</u>	<u>5.69</u>	<u>44</u>	<u>-32.9</u>	
	<u>13:20</u>	<u>0.91</u>	<u>29.29</u>	<u>0</u>	<u>13.3</u>	<u>7.21</u>	<u>1521</u>	<u>5.69</u>	<u>61.3</u>	<u>-33.6</u>	
	<u>13:23</u>	<u>1.04</u>	<u>29.29</u>	<u>0</u>	<u>13.9</u>	<u>7.19</u>	<u>1524</u>	<u>5.64</u>	<u>40.2</u>	<u>-31.9</u>	
NOTES (continued)							ABBREVIATIONS				
submersible Pump / clear / no color / No Odor							Cond. - Actual Conductivity ORP - Oxidation-Reduction Potential SEC - Specific Electrical				
							FT BTOC - Feet Below Top of Casing na - Conductance SU - Standard Units				



WELL DEVELOPMENT AND GROUNDWATER SAMPLING FIELD FORM

PROJECT INFORMATION															
Site: <u>Baldwin</u>		Client: <u>Vistra</u>		Project Number: <u>23010001</u>		Task #: _____		Start Date: <u>1/11/2023</u>		Time: <u>9:46</u>					
Field Personnel: <u>J. Colp / T. Carroll</u>				Finish Date: <u>3/14/2023</u>				Time: <u>1612</u>							
WELL INFORMATION						EVENT TYPE									
Well ID: <u>TPZ164</u>						Well Development									
Casing ID: _____ inches						Well Volume Approach Sampling									
						Low-Flow / Low Stress Sampling Other (Specify): <u>Low Flow</u>									
WATER QUALITY INDICATOR PARAMETERS (continued)															
Sampling Stage	Time (military)	Volume Removed (gallons)	Depth to Water (Feet)	Drawdown (Feet)	Temp. (°C)	pH (SU)	SEC or Cond. (µs/cm)	Dissolved Oxygen (mg/L)	Turbidity (NTU)	ORP (mV)	Visual Clarity				
	16:00		3.62												
	16:06	0.26	3.7	0.8	11.2	7.2	1130	1.92	13.9	-138.7					
	16:09	0.39	3.7	0	11.2	7.21	1132	1.5	3.7	-148.9					
	16:12	0.52	3.7	0	11.2	7.21	1134	1.32	5.8	-153.8					
NOTES (continued)								ABBREVIATIONS							
Submersible Pump / clear / no color / No Odor								Cond. - Actual Conductivity				ORP - Oxidation-Reduction Potential SEC - Specific Electrical			
								FT BTOC - Feet Below Top of Casing na -				Conductance SU - Standard Units			



APPENDIX A.
 ANNUAL GROUNDWATER MONITORING AND CORRECTIVE ACTION REPORT
 BALDWIN POWER PLANT, BOTTOM ASH POND
 BAL-257-601

LCS	Date	Time	Value	LCS	Date	Time	Value
	3/13/2023	11:17	4.05		3/14/2023	8:42	4
	3/13/2023	11:17	7.01		3/14/2023	8:42	7.05
	3/13/2023	11:17	10.05		3/14/2023	8:42	10
	3/13/2023	11:17	1458		3/14/2023	8:42	1414
CCV	3/13/2023	17:13	7.05	CCV	3/14/2023	16:19	7.07
	3/13/2023	17:13	1412		3/14/2023	16:19	1512
LCS	Date	Time	Value				
	3/15/2023	8:50	4.01				
	3/15/2023	8:50	6.99				
	3/15/2023	8:50	9.99				
	3/15/2023	8:50	1413				
CCV	3/15/2023	18:23	7.04				
	3/15/2023	18:23	1422				

June 19, 2023

Eric Bauer
Ramboll
300 S. Wacker Drive
Suite 130
Chicago, IL 60606
TEL: (414) 837-3607
FAX: (414) 837-3608




Illinois	100226
Kansas	E-10374
Louisiana	05002
Louisiana	05003
Oklahoma	9978

RE: BAL-23Q2

WorkOrder: 23050523

Dear Eric Bauer:

TEKLAB, INC received 5 samples on 5/23/2023 8:30:00 PM for the analysis presented in the following report. 

Samples are analyzed on an as received basis unless otherwise requested and documented. The sample results contained in this report relate only to the requested analytes of interest as directed on the chain of custody. NELAP accredited fields of testing are indicated by the letters NELAP under the Certification column. Unless otherwise documented within this report, Teklab Inc. analyzes samples utilizing the most current methods in compliance with 40CFR. All tests are performed in the Collinsville, IL laboratory unless otherwise noted in the Case Narrative.

All quality control criteria applicable to the test methods employed for this project have been satisfactorily met and are in accordance with NELAP except where noted. The following report shall not be reproduced, except in full, without the written approval of Teklab, Inc.

If you have any questions regarding these tests results, please feel free to call.

Sincerely,



Elizabeth A. Hurley
Director of Customer Service
(618)344-1004 ex 33
ehurley@teklabinc.com



Report Contents

<http://www.teklabinc.com/>

Client: Ramboll

Work Order: 23050523

Client Project: BAL-23Q2

Report Date: 19-Jun-23

This reporting package includes the following:

Cover Letter	1
Report Contents	2
Definitions	3
Case Narrative	5
Accreditations	6
Laboratory Results	7
Sample Summary	74
Dates Report	76
Quality Control Results	111
Receiving Check List	197
Chain of Custody	Appended

Client: Ramboll

Work Order: 23050523

Client Project: BAL-23Q2

Report Date: 19-Jun-23

Abbr Definition

* Analytes on report marked with an asterisk are not NELAP accredited

CCV Continuing calibration verification is a check of a standard to determine the state of calibration of an instrument between recalibration.

CRQL A Client Requested Quantitation Limit is a reporting limit that varies according to customer request. The CRQL may not be less than the MDL.

DF Dilution factor is the dilution performed during analysis only and does not take into account any dilutions made during sample preparation. The reported result is final and includes all dilution factors.

DNI Did not ignite

DUP Laboratory duplicate is a replicate aliquot prepared under the same laboratory conditions and independently analyzed to obtain a measure of precision.

ICV Initial calibration verification is a check of a standard to determine the state of calibration of an instrument before sample analysis is initiated.

IDPH IL Dept. of Public Health

LCS Laboratory control sample is a sample matrix, free from the analytes of interest, spiked with verified known amounts of analytes and analyzed exactly like a sample to establish intra-laboratory or analyst specific precision and bias or to assess the performance of all or a portion of the measurement system.

LCSD Laboratory control sample duplicate is a replicate laboratory control sample that is prepared and analyzed in order to determine the precision of the approved test method. The acceptable recovery range is listed in the QC Package (provided upon request).

MBLK Method blank is a sample of a matrix similar to the batch of associated sample (when available) that is free from the analytes of interest and is processed simultaneously with and under the same conditions as samples through all steps of the analytical procedures, and in which no target analytes or interferences should present at concentrations that impact the analytical results for sample analyses.

MDL "The method detection limit is defined as the minimum measured concentration of a substance that can be reported with 99% confidence that the measured concentration is distinguishable from method blank results."

MS Matrix spike is an aliquot of matrix fortified (spiked) with known quantities of specific analytes that is subjected to the entire analytical procedures in order to determine the effect of the matrix on an approved test method's recovery system. The acceptable recovery range is listed in the QC Package (provided upon request).

MSD Matrix spike duplicate means a replicate matrix spike that is prepared and analyzed in order to determine the precision of the approved test method. The acceptable recovery range is listed in the QC Package (provided upon request).

MW Molecular weight

NC Data is not acceptable for compliance purposes

ND Not Detected at the Reporting Limit

NELAP NELAP Accredited

PQL Practical quantitation limit means the lowest level that can be reliably achieved within specified limits of precision and accuracy during routine laboratory operation conditions.

RL The reporting limit the lowest level that the data is displayed in the final report. The reporting limit may vary according to customer request or sample dilution. The reporting limit may not be less than the MDL.

RPD Relative percent difference is a calculated difference between two recoveries (ie. MS/MSD). The acceptable recovery limit is listed in the QC Package (provided upon request).

SPK The spike is a known mass of target analyte added to a blank sample or sub-sample; used to determine recovery deficiency or for other quality control purposes.

Surr Surrogates are compounds which are similar to the analytes of interest in chemical composition and behavior in the analytical process, but which are not normally found in environmental samples.

TIC Tentatively identified compound: Analytes tentatively identified in the sample by using a library search. Only results not in the calibration standard will be reported as tentatively identified compounds. Results for tentatively identified compounds that are not present in the calibration standard, but are assigned a specific chemical name based upon the library search, are calculated using total peak areas from reconstructed ion chromatograms and a response factor of one. The nearest Internal Standard is used for the calculation. The results of any TICs must be considered estimated, and are flagged with a "T". If the estimated result is above the calibration range it is flagged "ET"

TNTC Too numerous to count (> 200 CFU)



Definitions

<http://www.teklabinc.com/>

Client: Ramboll

Work Order: 23050523

Client Project: BAL-23Q2

Report Date: 19-Jun-23

Qualifiers

- # - Unknown hydrocarbon
- C - RL shown is a Client Requested Quantitation Limit
- H - Holding times exceeded
- J - Analyte detected below quantitation limits
- ND - Not Detected at the Reporting Limit
- S - Spike Recovery outside recovery limits
- X - Value exceeds Maximum Contaminant Level
- B - Analyte detected in associated Method Blank
- E - Value above quantitation range
- I - Associated internal standard was outside method criteria
- M - Manual Integration used to determine area response
- R - RPD outside accepted recovery limits
- T - TIC(Tentatively identified compound)



Case Narrative

<http://www.teklabinc.com/>

Client: Ramboll
Client Project: BAL-23Q2

Work Order: 23050523
Report Date: 19-Jun-23

Cooler Receipt Temp: 9.0 °C

An employee of Teklab, Inc. collected the sample(s).

TPZ-159 date/time of measurement per field file. EAH 6/6/23

BAL_845_601 data is included in this report. EAH 6/19/23

Locations

Collinsville

Address 5445 Horseshoe Lake Road
Collinsville, IL 62234-7425
Phone (618) 344-1004
Fax (618) 344-1005
Email jhriley@teklabinc.com

Collinsville Air

Address 5445 Horseshoe Lake Road
Collinsville, IL 62234-7425
Phone (618) 344-1004
Fax (618) 344-1005
Email EHurley@teklabinc.com

Springfield

Address 3920 Pintail Dr
Springfield, IL 62711-9415
Phone (217) 698-1004
Fax (217) 698-1005
Email KKlostermann@teklabinc.com

Chicago

Address 1319 Butterfield Rd.
Downers Grove, IL 60515
Phone (630) 324-6855
Fax
Email arenner@teklabinc.com

Kansas City

Address 8421 Nieman Road
Lenexa, KS 66214
Phone (913) 541-1998
Fax (913) 541-1998
Email jhriley@teklabinc.com



Accreditations

<http://www.teklabinc.com/>

Client: Ramboll

Work Order: 23050523

Client Project: BAL-23Q2

Report Date: 19-Jun-23

State	Dept	Cert #	NELAP	Exp Date	Lab
Illinois	IEPA	100226	NELAP	1/31/2024	Collinsville
Kansas	KDHE	E-10374	NELAP	4/30/2024	Collinsville
Louisiana	LDEQ	05002	NELAP	6/30/2023	Collinsville
Louisiana	LDEQ	05003	NELAP	6/30/2023	Collinsville
Oklahoma	ODEQ	9978	NELAP	8/31/2023	Collinsville
Arkansas	ADEQ	88-0966		3/14/2024	Collinsville
Illinois	IDPH	17584		5/31/2025	Collinsville
Iowa	IDNR	430		6/1/2024	Collinsville
Kentucky	UST	0073		1/31/2024	Collinsville
Missouri	MDNR	00930		5/31/2023	Collinsville
Missouri	MDNR	930		1/31/2025	Collinsville



Client: Ramboll
Client Project: BAL-23Q2
Lab ID: 23050523-001
Matrix: GROUNDWATER

Work Order: 23050523
Report Date: 19-Jun-23
Client Sample ID: BAL_MW-104#SR
Collection Date: 05/22/2023 11:51

Analyses	Certification	MDL	RL	Qual	Result	Units	DF	Date Analyzed	Batch
FIELD ELEVATION MEASUREMENTS									
Depth to water from measuring point	*	0	0		10.25	ft	1	05/22/2023 11:51	R329281



Client: Ramboll
Client Project: BAL-23Q2
Lab ID: 23050523-002
Matrix: GROUNDWATER

Work Order: 23050523
Report Date: 19-Jun-23
Client Sample ID: BAL_MW-104&DR
Collection Date: 05/22/2023 11:33

Analyses	Certification	MDL	RL	Qual	Result	Units	DF	Date Analyzed	Batch
FIELD ELEVATION MEASUREMENTS									
Depth to water from measuring point	*	0	0		10.28	ft	1	05/22/2023 11:33	R329281



Client: Ramboll
Client Project: BAL-23Q2
Lab ID: 23050523-009
Matrix: GROUNDWATER

Work Order: 23050523
Report Date: 19-Jun-23
Client Sample ID: BAL_MW-158!R
Collection Date: 05/19/2023 10:55

Analyses	Certification	MDL	RL	Qual	Result	Units	DF	Date Analyzed	Batch
FIELD ELEVATION MEASUREMENTS									
Depth to water from measuring point	*	0	0		6.23	ft	1	05/19/2023 10:55	R329281
STANDARD METHODS 2130 B FIELD									
Turbidity	*	1.0	1.0		43	NTU	1	05/19/2023 10:55	R329281
STANDARD METHODS 18TH ED. 2580 B FIELD									
Oxidation-Reduction Potential	*	-300	-300		175	mV	1	05/19/2023 10:55	R329281
STANDARD METHODS 2510 B FIELD									
Spec. Conductance, Field	*	0	0		903	µS/cm	1	05/19/2023 10:55	R329281
STANDARD METHODS 2550 B FIELD									
Temperature	*	0	0		14.8	°C	1	05/19/2023 10:55	R329281
STANDARD METHODS 4500-O G FIELD									
Oxygen, Dissolved	*	0	0		1.74	mg/L	1	05/19/2023 10:55	R329281
SW-846 9040B FIELD									
pH	*	0	1.00		6.59		1	05/19/2023 10:55	R329281
STANDARD METHODS 2320 B (TOTAL) 1997, 2011									
Alkalinity, Bicarbonate (as CaCO ₃)	NELAP	0	0		287	mg/L	1	05/22/2023 10:09	R329134
STANDARD METHODS 2320 B 1997, 2011									
Alkalinity, Carbonate (as CaCO ₃)	NELAP	0	0		0	mg/L	1	05/22/2023 10:09	R329134
STANDARD METHODS 2540 C (TOTAL) 1997, 2011									
Total Dissolved Solids	NELAP	40	50		505	mg/L	2.5	05/23/2023 12:00	R329292
SW-846 9036 (TOTAL)									
Sulfate	NELAP	31	50		120	mg/L	5	05/25/2023 3:33	R329312
SW-846 9214 (TOTAL)									
Fluoride	NELAP	0.04	0.10		0.60	mg/L	1	05/22/2023 9:47	R329119
SW-846 9251 (TOTAL)									
Chloride	NELAP	5	40		58	mg/L	10	05/21/2023 16:02	R329126
SW-846 3005A, 6010B, METALS BY ICP (TOTAL)									
Arsenic	NELAP	0.0087	0.0100		< 0.0100	mg/L	1	05/26/2023 20:00	206421
Barium	NELAP	0.0007	0.0025		1.28	mg/L	1	05/26/2023 20:00	206421
Beryllium	NELAP	0.0002	0.0005		0.0015	mg/L	1	05/26/2023 20:00	206421
Boron	NELAP	0.0090	0.0200		0.0666	mg/L	1	05/26/2023 20:00	206421
Cadmium	NELAP	0.0005	0.0020		< 0.0020	mg/L	1	05/26/2023 20:00	206421
Calcium	NELAP	0.0350	0.100	S	70.6	mg/L	1	05/26/2023 20:00	206421
Chromium	NELAP	0.0028	0.0050		0.0319	mg/L	1	05/26/2023 20:00	206421
Lead	NELAP	0.0040	0.0075		0.0145	mg/L	1	05/26/2023 20:00	206421
Lithium	NELAP	0.0019	0.0050		0.0244	mg/L	1	05/26/2023 20:00	206421
Magnesium	NELAP	0.0055	0.0500	S	36.0	mg/L	1	05/31/2023 10:26	206421
Molybdenum	NELAP	0.0037	0.010	J	0.0044	mg/L	1	05/26/2023 20:00	206421
Potassium	NELAP	0.0400	0.100		3.70	mg/L	1	05/31/2023 10:26	206421
Sodium	NELAP	0.0180	0.0500	BS	98.6	mg/L	1	05/31/2023 10:26	206421
<i>Sample result for Na exceeds 10 times the method blank contamination. Data is reportable per the TNI Standard.</i>									
<i>Matrix spike control limits are not applicable due to high sample/spike ratio.</i>									
SW-846 3005A, 6020A, METALS BY ICPMS (TOTAL)									
Antimony	NELAP	0.0004	0.0010		< 0.0010	mg/L	5	05/26/2023 8:44	206614
Cobalt	NELAP	0.0001	0.0010		0.0059	mg/L	5	05/23/2023 12:01	206421
Selenium	NELAP	0.0006	0.0010		< 0.0010	mg/L	5	05/23/2023 12:01	206421
Thallium	NELAP	0.0010	0.0020		< 0.0020	mg/L	5	05/23/2023 12:01	206421



Client: Ramboll
Client Project: BAL-23Q2
Lab ID: 23050523-009
Matrix: GROUNDWATER

Work Order: 23050523
Report Date: 19-Jun-23
Client Sample ID: BAL_MW-158!R
Collection Date: 05/19/2023 10:55

Analyses	Certification	MDL	RL	Qual	Result	Units	DF	Date Analyzed	Batch
SW-846 7470A (TOTAL)									
Mercury	NELAP	0.00009	0.00020		< 0.00020	mg/L	1	05/22/2023 14:21	206426



Client: Ramboll
Client Project: BAL-23Q2
Lab ID: 23050523-010
Matrix: GROUNDWATER

Work Order: 23050523
Report Date: 19-Jun-23
Client Sample ID: BAL_MW-192
Collection Date: 05/16/2023 10:37

Analyses	Certification	MDL	RL	Qual	Result	Units	DF	Date Analyzed	Batch
FIELD ELEVATION MEASUREMENTS									
Depth to water from measuring point	*	0	0		8.25	ft	1	05/16/2023 10:37	R329281
STANDARD METHODS 2130 B FIELD									
Turbidity	*	1.0	1.0		9.2	NTU	1	05/16/2023 10:37	R329281
STANDARD METHODS 18TH ED. 2580 B FIELD									
Oxidation-Reduction Potential	*	-300	-300		-72	mV	1	05/16/2023 10:37	R329281
STANDARD METHODS 2510 B FIELD									
Spec. Conductance, Field	*	0	0		809	µS/cm	1	05/16/2023 10:37	R329281
STANDARD METHODS 2550 B FIELD									
Temperature	*	0	0		16.1	°C	1	05/16/2023 10:37	R329281
STANDARD METHODS 4500-O G FIELD									
Oxygen, Dissolved	*	0	0		1.09	mg/L	1	05/16/2023 10:37	R329281
SW-846 9040B FIELD									
pH	*	0	1.00		6.48		1	05/16/2023 10:37	R329281
STANDARD METHODS 2320 B (TOTAL) 1997, 2011									
Alkalinity, Bicarbonate (as CaCO ₃)	NELAP	0	0		387	mg/L	1	05/18/2023 10:45	R329009
STANDARD METHODS 2320 B 1997, 2011									
Alkalinity, Carbonate (as CaCO ₃)	NELAP	0	0		0	mg/L	1	05/18/2023 10:45	R329009
STANDARD METHODS 2540 C (TOTAL) 1997, 2011									
Total Dissolved Solids	NELAP	40	50		450	mg/L	2.5	05/18/2023 9:15	R329081
SW-846 9036 (TOTAL)									
Sulfate	NELAP	6	10		25	mg/L	1	05/18/2023 12:29	R329045
SW-846 9214 (TOTAL)									
Fluoride	NELAP	0.04	0.10		0.42	mg/L	1	05/18/2023 12:04	R329012
SW-846 9251 (TOTAL)									
Chloride	NELAP	1	4		26	mg/L	1	05/18/2023 12:30	R329023
SW-846 3005A, 6010B, METALS BY ICP (TOTAL)									
Arsenic	NELAP	0.0087	0.0100		< 0.0100	mg/L	1	05/22/2023 12:45	206278
Barium	NELAP	0.0007	0.0025		0.120	mg/L	1	05/22/2023 12:45	206278
Beryllium	NELAP	0.0002	0.0005		< 0.0005	mg/L	1	05/22/2023 23:19	206278
Boron	NELAP	0.0090	0.0200		0.0227	mg/L	1	05/22/2023 12:45	206278
Cadmium	NELAP	0.0005	0.0020		< 0.0020	mg/L	1	05/22/2023 12:45	206278
Calcium	NELAP	0.0350	0.100		69.7	mg/L	1	05/22/2023 12:45	206278
Chromium	NELAP	0.0028	0.0050		< 0.0050	mg/L	1	05/22/2023 12:45	206278
Lead	NELAP	0.0040	0.0075		< 0.0075	mg/L	1	05/22/2023 12:45	206278
Lithium	NELAP	0.0019	0.0050	B	< 0.0050	mg/L	1	05/26/2023 13:50	206278
Magnesium	NELAP	0.0055	0.0500		29.9	mg/L	1	05/22/2023 12:45	206278
Molybdenum	NELAP	0.0037	0.0100		< 0.0100	mg/L	1	05/22/2023 12:45	206278
Potassium	NELAP	0.0595	0.100		0.728	mg/L	1	05/22/2023 23:19	206278
Sodium	NELAP	0.0180	0.0500		61.9	mg/L	1	05/22/2023 12:45	206278
<i>Contamination present in the MBLK for Li. Sample results below the reporting limit are reportable per the TNI Standard.</i>									
<i>Sample result for Si exceeds 10 times the method blank contamination. Data is reportable per the TNI Standard.</i>									
SW-846 3005A, 6020A, METALS BY ICPMS (TOTAL)									
Antimony	NELAP	0.0004	0.0010		< 0.0010	mg/L	5	05/18/2023 18:51	206278
Cobalt	NELAP	0.0003	0.0010		0.0023	mg/L	5	05/18/2023 18:51	206278
Selenium	NELAP	0.0006	0.0010		< 0.0010	mg/L	5	05/18/2023 18:51	206278
Thallium	NELAP	0.0010	0.0020		< 0.0020	mg/L	5	05/18/2023 18:51	206278



Client: Ramboll
Client Project: BAL-23Q2
Lab ID: 23050523-010
Matrix: GROUNDWATER

Work Order: 23050523
Report Date: 19-Jun-23
Client Sample ID: BAL_MW-192
Collection Date: 05/16/2023 10:37

Analyses	Certification	MDL	RL	Qual	Result	Units	DF	Date Analyzed	Batch
SW-846 3005A, 6020A, METALS BY ICPMS (TOTAL)									
<i>CCV recovered outside the upper control limits for Se. Sample results are below the reporting limit. Data is reportable per the TNI standard.</i>									
SW-846 7470A (TOTAL)									
Mercury	NELAP	0.00006	0.00020		< 0.00020	mg/L	1	05/19/2023 8:16	206322



Client: Ramboll
Client Project: BAL-23Q2
Lab ID: 23050523-011
Matrix: GROUNDWATER

Work Order: 23050523
Report Date: 19-Jun-23
Client Sample ID: BAL_MW-193
Collection Date: 05/15/2023 14:56

Analyses	Certification	MDL	RL	Qual	Result	Units	DF	Date Analyzed	Batch
FIELD ELEVATION MEASUREMENTS									
Depth to water from measuring point	*	0	0		9.94	ft	1	05/15/2023 14:56	R329281
STANDARD METHODS 2130 B FIELD									
Turbidity	*	1.0	1.0		2.0	NTU	1	05/15/2023 14:56	R329281
STANDARD METHODS 18TH ED. 2580 B FIELD									
Oxidation-Reduction Potential	*	-300	-300		-28	mV	1	05/15/2023 14:56	R329281
STANDARD METHODS 2510 B FIELD									
Spec. Conductance, Field	*	0	0		974	µS/cm	1	05/15/2023 14:56	R329281
STANDARD METHODS 2550 B FIELD									
Temperature	*	0	0		17.2	°C	1	05/15/2023 14:56	R329281
STANDARD METHODS 4500-O G FIELD									
Oxygen, Dissolved	*	0	0		1.61	mg/L	1	05/15/2023 14:56	R329281
SW-846 9040B FIELD									
pH	*	0	1.00		6.78		1	05/15/2023 14:56	R329281
STANDARD METHODS 2320 B (TOTAL) 1997, 2011									
Alkalinity, Bicarbonate (as CaCO ₃)	NELAP	0	0		294	mg/L	1	05/18/2023 10:51	R329009
STANDARD METHODS 2320 B 1997, 2011									
Alkalinity, Carbonate (as CaCO ₃)	NELAP	0	0		0	mg/L	1	05/18/2023 10:51	R329009
STANDARD METHODS 2540 C (TOTAL) 1997, 2011									
Total Dissolved Solids	NELAP	16	20		582	mg/L	1	05/18/2023 9:16	R329081
SW-846 9036 (TOTAL)									
Sulfate	NELAP	31	50		153	mg/L	5	05/18/2023 12:51	R329045
SW-846 9214 (TOTAL)									
Fluoride	NELAP	0.04	0.10		0.24	mg/L	1	05/18/2023 12:06	R329012
SW-846 9251 (TOTAL)									
Chloride	NELAP	2	20		37	mg/L	5	05/18/2023 12:52	R329023
SW-846 3005A, 6010B, METALS BY ICP (TOTAL)									
Arsenic	NELAP	0.0087	0.0100		< 0.0100	mg/L	1	05/20/2023 0:13	206255
Barium	NELAP	0.0007	0.0025		0.0832	mg/L	1	05/20/2023 0:13	206255
Beryllium	NELAP	0.0002	0.0005		< 0.0005	mg/L	1	05/20/2023 0:13	206255
Boron	NELAP	0.0090	0.0200		0.0395	mg/L	1	05/20/2023 0:13	206255
Cadmium	NELAP	0.0005	0.0020		< 0.0020	mg/L	1	05/20/2023 0:13	206255
Calcium	NELAP	0.0350	0.100	S	92.3	mg/L	1	05/20/2023 0:13	206255
Chromium	NELAP	0.0028	0.0050		< 0.0050	mg/L	1	05/20/2023 0:13	206255
Lead	NELAP	0.0040	0.0075		< 0.0075	mg/L	1	05/22/2023 14:57	206255
Lithium	NELAP	0.0019	0.0050		< 0.0050	mg/L	1	05/22/2023 14:57	206255
Magnesium	NELAP	0.0055	0.0500	S	34.1	mg/L	1	05/20/2023 0:13	206255
Molybdenum	NELAP	0.0037	0.0100		< 0.0100	mg/L	1	05/20/2023 0:13	206255
Potassium	NELAP	0.0400	0.100		0.580	mg/L	1	05/20/2023 0:13	206255
Sodium	NELAP	0.0180	0.0500	S	79.9	mg/L	1	05/20/2023 0:13	206255
<i>Matrix spike control limits are not applicable due to high sample/spike ratio.</i>									
SW-846 3005A, 6020A, METALS BY ICPMS (TOTAL)									
Antimony	NELAP	0.0004	0.0010	S	< 0.0010	mg/L	5	05/17/2023 18:34	206255
Cobalt	NELAP	0.0001	0.0010	JS	0.0005	mg/L	5	05/17/2023 18:34	206255
Selenium	NELAP	0.0006	0.0010		< 0.0010	mg/L	5	05/18/2023 22:48	206255
Thallium	NELAP	0.0010	0.0020		< 0.0020	mg/L	5	05/17/2023 18:34	206255
<i>Matrix spike recovered outside upper control limits. Sample results are below the reporting limit. Data is reportable.</i>									



Client: Ramboll
Client Project: BAL-23Q2
Lab ID: 23050523-011
Matrix: GROUNDWATER

Work Order: 23050523
Report Date: 19-Jun-23
Client Sample ID: BAL_MW-193
Collection Date: 05/15/2023 14:56

Analyses	Certification	MDL	RL	Qual	Result	Units	DF	Date Analyzed	Batch
SW-846 7470A (TOTAL)									
Mercury	NELAP	0.00006	0.00020		< 0.00020	mg/L	1	05/17/2023 12:43	206267



Client: Ramboll
Client Project: BAL-23Q2
Lab ID: 23050523-012
Matrix: GROUNDWATER

Work Order: 23050523
Report Date: 19-Jun-23
Client Sample ID: BAL_MW-194
Collection Date: 05/15/2023 13:09

Analyses	Certification	MDL	RL	Qual	Result	Units	DF	Date Analyzed	Batch
FIELD ELEVATION MEASUREMENTS									
Depth to water from measuring point	*	0	0		7.47	ft	1	05/15/2023 13:09	R329281
STANDARD METHODS 2130 B FIELD									
Turbidity	*	1.0	1.0		5.0	NTU	1	05/15/2023 13:09	R329281
STANDARD METHODS 18TH ED. 2580 B FIELD									
Oxidation-Reduction Potential	*	-300	-300		98	mV	1	05/15/2023 13:09	R329281
STANDARD METHODS 2510 B FIELD									
Spec. Conductance, Field	*	0	0		876	µS/cm	1	05/15/2023 13:09	R329281
STANDARD METHODS 2550 B FIELD									
Temperature	*	0	0		16.9	°C	1	05/15/2023 13:09	R329281
STANDARD METHODS 4500-O G FIELD									
Oxygen, Dissolved	*	0	0		1.82	mg/L	1	05/15/2023 13:09	R329281
SW-846 9040B FIELD									
pH	*	0	1.00		6.51		1	05/15/2023 13:09	R329281
STANDARD METHODS 2320 B (TOTAL) 1997, 2011									
Alkalinity, Bicarbonate (as CaCO ₃)	NELAP	0	0		320	mg/L	1	05/18/2023 11:08	R329009
STANDARD METHODS 2320 B 1997, 2011									
Alkalinity, Carbonate (as CaCO ₃)	NELAP	0	0		0	mg/L	1	05/18/2023 11:08	R329009
STANDARD METHODS 2540 C (TOTAL) 1997, 2011									
Total Dissolved Solids	NELAP	16	20		520	mg/L	1	05/18/2023 9:16	R329081
SW-846 9036 (TOTAL)									
Sulfate	NELAP	31	50		102	mg/L	5	05/18/2023 13:23	R329045
SW-846 9214 (TOTAL)									
Fluoride	NELAP	0.04	0.10		0.28	mg/L	1	05/18/2023 12:08	R329012
SW-846 9251 (TOTAL)									
Chloride	NELAP	1	4		30	mg/L	1	05/18/2023 13:18	R329023
SW-846 3005A, 6010B, METALS BY ICP (TOTAL)									
Arsenic	NELAP	0.0087	0.0100		< 0.0100	mg/L	1	05/20/2023 0:42	206255
Barium	NELAP	0.0007	0.0025		0.162	mg/L	1	05/20/2023 0:42	206255
Beryllium	NELAP	0.0002	0.0005		< 0.0005	mg/L	1	05/20/2023 0:42	206255
Boron	NELAP	0.0090	0.020	J	0.011	mg/L	1	05/20/2023 0:42	206255
Cadmium	NELAP	0.0005	0.0020		< 0.0020	mg/L	1	05/20/2023 0:42	206255
Calcium	NELAP	0.0350	0.100		83.5	mg/L	1	05/20/2023 0:42	206255
Chromium	NELAP	0.0028	0.0050		< 0.0050	mg/L	1	05/20/2023 0:42	206255
Lead	NELAP	0.0040	0.0075		< 0.0075	mg/L	1	05/22/2023 15:20	206255
Lithium	NELAP	0.0019	0.0050		< 0.0050	mg/L	1	05/22/2023 15:20	206255
Magnesium	NELAP	0.0055	0.0500		34.1	mg/L	1	05/20/2023 0:42	206255
Molybdenum	NELAP	0.0037	0.010	J	0.0045	mg/L	1	05/20/2023 0:42	206255
Potassium	NELAP	0.0400	0.100		0.777	mg/L	1	05/20/2023 0:42	206255
Sodium	NELAP	0.0180	0.0500		58.9	mg/L	1	05/20/2023 0:42	206255
SW-846 3005A, 6020A, METALS BY ICMS (TOTAL)									
Antimony	NELAP	0.0004	0.0010		< 0.0010	mg/L	5	05/17/2023 18:28	206255
Cobalt	NELAP	0.0001	0.0010		0.0039	mg/L	5	05/17/2023 18:28	206255
Selenium	NELAP	0.0006	0.0010		< 0.0010	mg/L	5	05/18/2023 22:26	206255
Thallium	NELAP	0.0010	0.0020		< 0.0020	mg/L	5	05/17/2023 18:28	206255



Client: Ramboll
Client Project: BAL-23Q2
Lab ID: 23050523-012
Matrix: GROUNDWATER

Work Order: 23050523
Report Date: 19-Jun-23
Client Sample ID: BAL_MW-194
Collection Date: 05/15/2023 13:09

Analyses	Certification	MDL	RL	Qual	Result	Units	DF	Date Analyzed	Batch
SW-846 7470A (TOTAL)									
Mercury	NELAP	0.00006	0.00020		< 0.00020	mg/L	1	05/17/2023 12:45	206267



Client: Ramboll
Client Project: BAL-23Q2
Lab ID: 23050523-013
Matrix: GROUNDWATER

Work Order: 23050523
Report Date: 19-Jun-23
Client Sample ID: BAL_MW-203
Collection Date: 05/23/2023 18:44

Analyses	Certification	MDL	RL	Qual	Result	Units	DF	Date Analyzed	Batch
FIELD ELEVATION MEASUREMENTS									
Depth to water from measuring point	*	0	0		19.15	ft	1	05/23/2023 18:44	R329281
STANDARD METHODS 2130 B FIELD									
Turbidity	*	1.0	1.0		< 1.0	NTU	1	05/23/2023 18:44	R329281
STANDARD METHODS 18TH ED. 2580 B FIELD									
Oxidation-Reduction Potential	*	-300	-300		-25	mV	1	05/23/2023 18:44	R329281
STANDARD METHODS 2510 B FIELD									
Spec. Conductance, Field	*	0	0		920	µS/cm	1	05/23/2023 18:44	R329281
STANDARD METHODS 2550 B FIELD									
Temperature	*	0	0		14.5	°C	1	05/23/2023 18:44	R329281
STANDARD METHODS 4500-O G FIELD									
Oxygen, Dissolved	*	0	0		0.78	mg/L	1	05/23/2023 18:44	R329281
SW-846 9040B FIELD									
pH	*	0	1.00		7.60		1	05/23/2023 18:44	R329281
STANDARD METHODS 2320 B (TOTAL) 1997, 2011									
Alkalinity, Bicarbonate (as CaCO3)	NELAP	0	0		326	mg/L	1	05/26/2023 9:25	R329438
STANDARD METHODS 2320 B 1997, 2011									
Alkalinity, Carbonate (as CaCO3)	NELAP	0	0		0	mg/L	1	05/26/2023 9:25	R329438
STANDARD METHODS 2540 C (TOTAL) 1997, 2011									
Total Dissolved Solids	NELAP	16	20		688	mg/L	1	05/27/2023 8:42	R329514
SW-846 9036 (TOTAL)									
Sulfate	NELAP	61	100		132	mg/L	10	05/25/2023 15:42	R329383
SW-846 9214 (TOTAL)									
Fluoride	NELAP	0.04	0.10		1.36	mg/L	1	05/26/2023 12:00	R329437
SW-846 9251 (TOTAL)									
Chloride	NELAP	5	40		103	mg/L	10	05/25/2023 15:42	R329395
SW-846 3005A, 6010B, METALS BY ICP (TOTAL)									
Arsenic	NELAP	0.0087	0.0100		< 0.0100	mg/L	1	05/25/2023 20:21	206553
Barium	NELAP	0.0007	0.0025		0.122	mg/L	1	05/25/2023 20:21	206553
Beryllium	NELAP	0.0002	0.0005		< 0.0005	mg/L	1	05/25/2023 20:21	206553
Boron	NELAP	0.0090	0.0200		0.510	mg/L	1	05/26/2023 21:37	206553
Cadmium	NELAP	0.0005	0.0020		< 0.0020	mg/L	1	05/25/2023 20:21	206553
Calcium	NELAP	0.0360	0.100		43.4	mg/L	1	05/25/2023 20:21	206553
Chromium	NELAP	0.0028	0.0050		< 0.0050	mg/L	1	05/25/2023 20:21	206553
Lead	NELAP	0.0040	0.0075		< 0.0075	mg/L	1	05/25/2023 20:21	206553
Lithium	NELAP	0.0019	0.0050		0.0256	mg/L	1	05/25/2023 20:21	206553
Magnesium	NELAP	0.0055	0.0500		17.8	mg/L	1	05/25/2023 20:21	206553
Molybdenum	NELAP	0.0037	0.0100		0.0142	mg/L	1	05/25/2023 20:21	206553
Potassium	NELAP	0.0400	0.100		1.83	mg/L	1	05/25/2023 20:21	206553
Sodium	NELAP	0.0180	0.0500		191	mg/L	1	05/25/2023 20:21	206553
SW-846 3005A, 6020A, METALS BY ICPMS (TOTAL)									
Antimony	NELAP	0.0004	0.0010		< 0.0010	mg/L	5	05/27/2023 9:41	206553
Cobalt	NELAP	0.0001	0.0010	J	0.0004	mg/L	5	05/27/2023 9:41	206553
Selenium	NELAP	0.0006	0.0010		< 0.0010	mg/L	5	05/27/2023 9:41	206553
Thallium	NELAP	0.0010	0.0020		< 0.0020	mg/L	5	05/27/2023 9:41	206553



Client: Ramboll
Client Project: BAL-23Q2
Lab ID: 23050523-013
Matrix: GROUNDWATER

Work Order: 23050523
Report Date: 19-Jun-23
Client Sample ID: BAL_MW-203
Collection Date: 05/23/2023 18:44

Analyses	Certification	MDL	RL	Qual	Result	Units	DF	Date Analyzed	Batch
SW-846 7470A (TOTAL)									
Mercury	NELAP	0.00006	0.00020		< 0.00020	mg/L	1	05/25/2023 10:37	206550



Client: Ramboll
Client Project: BAL-23Q2
Lab ID: 23050523-014
Matrix: GROUNDWATER

Work Order: 23050523
Report Date: 19-Jun-23
Client Sample ID: BAL_MW-204
Collection Date: 05/23/2023 18:11

Analyses	Certification	MDL	RL	Qual	Result	Units	DF	Date Analyzed	Batch
FIELD ELEVATION MEASUREMENTS									
Depth to water from measuring point	*	0	0		15.68	ft	1	05/23/2023 18:11	R329281
STANDARD METHODS 2130 B FIELD									
Turbidity	*	1.0	1.0		2.8	NTU	1	05/23/2023 18:11	R329281
STANDARD METHODS 18TH ED. 2580 B FIELD									
Oxidation-Reduction Potential	*	-300	-300		-113	mV	1	05/23/2023 18:11	R329281
STANDARD METHODS 2510 B FIELD									
Spec. Conductance, Field	*	0	0		970	µS/cm	1	05/23/2023 18:11	R329281
STANDARD METHODS 2550 B FIELD									
Temperature	*	0	0		14.7	°C	1	05/23/2023 18:11	R329281
STANDARD METHODS 4500-O G FIELD									
Oxygen, Dissolved	*	0	0		0.85	mg/L	1	05/23/2023 18:11	R329281
SW-846 9040B FIELD									
pH	*	0	1.00		7.67		1	05/23/2023 18:11	R329281
STANDARD METHODS 2320 B (TOTAL) 1997, 2011									
Alkalinity, Bicarbonate (as CaCO ₃)	NELAP	0	0		514	mg/L	1	05/26/2023 9:31	R329438
STANDARD METHODS 2320 B 1997, 2011									
Alkalinity, Carbonate (as CaCO ₃)	NELAP	0	0		0	mg/L	1	05/26/2023 9:31	R329438
STANDARD METHODS 2540 C (TOTAL) 1997, 2011									
Total Dissolved Solids	NELAP	16	20		740	mg/L	1	05/27/2023 8:43	R329514
SW-846 9036 (TOTAL)									
Sulfate	NELAP	6	10		48	mg/L	1	05/25/2023 15:44	R329383
SW-846 9214 (TOTAL)									
Fluoride	NELAP	0.04	0.10		1.32	mg/L	1	05/26/2023 12:05	R329437
SW-846 9251 (TOTAL)									
Chloride	NELAP	5	40		63	mg/L	10	05/25/2023 15:50	R329395
SW-846 3005A, 6010B, METALS BY ICP (TOTAL)									
Arsenic	NELAP	0.0087	0.0100		< 0.0100	mg/L	1	05/25/2023 20:25	206553
Barium	NELAP	0.0007	0.0025		0.0922	mg/L	1	05/25/2023 20:25	206553
Beryllium	NELAP	0.0002	0.0005		< 0.0005	mg/L	1	05/25/2023 20:25	206553
Boron	NELAP	0.0090	0.0200		0.754	mg/L	1	05/26/2023 21:41	206553
Cadmium	NELAP	0.0005	0.0020		< 0.0020	mg/L	1	05/25/2023 20:25	206553
Calcium	NELAP	0.0360	0.100	S	43.4	mg/L	1	05/25/2023 20:25	206553
Chromium	NELAP	0.0028	0.0050		< 0.0050	mg/L	1	05/25/2023 20:25	206553
Lead	NELAP	0.0040	0.0075		< 0.0075	mg/L	1	05/25/2023 20:25	206553
Lithium	NELAP	0.0019	0.0050		0.0447	mg/L	1	05/25/2023 20:25	206553
Magnesium	NELAP	0.0055	0.0500	S	14.9	mg/L	1	05/25/2023 20:25	206553
Molybdenum	NELAP	0.0037	0.010	J	0.0075	mg/L	1	05/25/2023 20:25	206553
Potassium	NELAP	0.0400	0.100		2.67	mg/L	1	05/25/2023 20:25	206553
Sodium	NELAP	0.0180	0.0500	S	226	mg/L	1	05/25/2023 20:25	206553
<i>Matrix spike control limits are not applicable due to high sample/spike ratio.</i>									
SW-846 3005A, 6020A, METALS BY ICPMS (TOTAL)									
Antimony	NELAP	0.0004	0.0010		0.0036	mg/L	5	05/27/2023 10:12	206553
Cobalt	NELAP	0.0001	0.0010	J	0.0004	mg/L	5	05/27/2023 10:12	206553
Selenium	NELAP	0.0006	0.0010		< 0.0010	mg/L	5	05/27/2023 10:12	206553
Thallium	NELAP	0.0010	0.0020		< 0.0020	mg/L	5	05/27/2023 10:12	206553



Client: Ramboll
Client Project: BAL-23Q2
Lab ID: 23050523-014
Matrix: GROUNDWATER

Work Order: 23050523
Report Date: 19-Jun-23
Client Sample ID: BAL_MW-204
Collection Date: 05/23/2023 18:11

Analyses	Certification	MDL	RL	Qual	Result	Units	DF	Date Analyzed	Batch
SW-846 7470A (TOTAL)									
Mercury	NELAP	0.00006	0.00020		< 0.00020	mg/L	1	05/25/2023 10:39	206550



Client: Ramboll
Client Project: BAL-23Q2
Lab ID: 23050523-017
Matrix: GROUNDWATER

Work Order: 23050523
Report Date: 19-Jun-23
Client Sample ID: BAL_MW-258
Collection Date: 05/19/2023 12:10

Analyses	Certification	MDL	RL	Qual	Result	Units	DF	Date Analyzed	Batch
FIELD ELEVATION MEASUREMENTS									
Depth to water from measuring point	*	0	0		12.94	ft	1	05/19/2023 12:10	R329281
STANDARD METHODS 2130 B FIELD									
Turbidity	*	1.0	1.0		5.4	NTU	1	05/19/2023 12:10	R329281
STANDARD METHODS 18TH ED. 2580 B FIELD									
Oxidation-Reduction Potential	*	-300	-300		-157	mV	1	05/19/2023 12:10	R329281
STANDARD METHODS 2510 B FIELD									
Spec. Conductance, Field	*	0	0		1340	µS/cm	1	05/19/2023 12:10	R329281
STANDARD METHODS 2550 B FIELD									
Temperature	*	0	0		15.9	°C	1	05/19/2023 12:10	R329281
STANDARD METHODS 4500-O G FIELD									
Oxygen, Dissolved	*	0	0		1.42	mg/L	1	05/19/2023 12:10	R329281
SW-846 9040B FIELD									
pH	*	0	1.00		8.34		1	05/19/2023 12:10	R329281
STANDARD METHODS 2320 B (TOTAL) 1997, 2011									
Alkalinity, Bicarbonate (as CaCO ₃)	NELAP	0	0		617	mg/L	1	05/22/2023 10:23	R329134
STANDARD METHODS 2320 B 1997, 2011									
Alkalinity, Carbonate (as CaCO ₃)	NELAP	0	0		36	mg/L	1	05/22/2023 10:23	R329134
STANDARD METHODS 2540 C (TOTAL) 1997, 2011									
Total Dissolved Solids	NELAP	16	20		788	mg/L	1	05/23/2023 12:00	R329292
SW-846 9036 (TOTAL)									
Sulfate	NELAP	6	10		< 10	mg/L	1	05/21/2023 16:12	R329116
SW-846 9214 (TOTAL)									
Fluoride	NELAP	0.04	0.10		2.88	mg/L	1	05/22/2023 9:48	R329119
SW-846 9251 (TOTAL)									
Chloride	NELAP	1	4		47	mg/L	1	05/21/2023 16:13	R329126
SW-846 3005A, 6010B, METALS BY ICP (TOTAL)									
Arsenic	NELAP	0.0087	0.0100		< 0.0100	mg/L	1	05/26/2023 19:31	206421
Barium	NELAP	0.0007	0.0025		0.0644	mg/L	1	05/26/2023 19:31	206421
Beryllium	NELAP	0.0002	0.0005		< 0.0005	mg/L	1	05/26/2023 19:31	206421
Boron	NELAP	0.0090	0.0200		1.23	mg/L	1	05/26/2023 19:31	206421
Cadmium	NELAP	0.0005	0.0020		< 0.0020	mg/L	1	05/26/2023 19:31	206421
Calcium	NELAP	0.0350	0.100		4.65	mg/L	1	05/26/2023 19:31	206421
Chromium	NELAP	0.0028	0.0050		< 0.0050	mg/L	1	05/26/2023 19:31	206421
Lead	NELAP	0.0040	0.0075		< 0.0075	mg/L	1	05/26/2023 19:31	206421
Lithium	NELAP	0.0019	0.0050		0.0320	mg/L	1	05/26/2023 19:31	206421
Magnesium	NELAP	0.0055	0.0500		2.14	mg/L	1	05/26/2023 19:31	206421
Molybdenum	NELAP	0.0037	0.0100		0.0283	mg/L	1	05/26/2023 19:31	206421
Potassium	NELAP	0.0400	0.100		1.64	mg/L	1	05/26/2023 19:31	206421
Sodium	NELAP	0.0180	0.0500	B	370	mg/L	1	05/26/2023 19:31	206421
<i>Sample result for Na exceeds 10 times the method blank contamination. Data is reportable per the TNI Standard.</i>									
SW-846 3005A, 6020A, METALS BY ICMS (TOTAL)									
Antimony	NELAP	0.0004	0.0010		< 0.0010	mg/L	5	05/23/2023 11:34	206421
Cobalt	NELAP	0.0001	0.0010	J	0.0002	mg/L	5	05/23/2023 11:34	206421
Selenium	NELAP	0.0006	0.0010		< 0.0010	mg/L	5	05/23/2023 11:34	206421
Thallium	NELAP	0.0010	0.0020		< 0.0020	mg/L	5	05/23/2023 11:34	206421



Client: Ramboll
Client Project: BAL-23Q2
Lab ID: 23050523-017
Matrix: GROUNDWATER

Work Order: 23050523
Report Date: 19-Jun-23
Client Sample ID: BAL_MW-258
Collection Date: 05/19/2023 12:10

Analyses	Certification	MDL	RL	Qual	Result	Units	DF	Date Analyzed	Batch
SW-846 7470A (TOTAL)									
Mercury	NELAP	0.00009	0.00020		< 0.00020	mg/L	1	05/22/2023 14:23	206426



Client: Ramboll
Client Project: BAL-23Q2
Lab ID: 23050523-018
Matrix: GROUNDWATER

Work Order: 23050523
Report Date: 19-Jun-23
Client Sample ID: BAL_MW-304
Collection Date: 05/22/2023 10:41

Analyses	Certification	MDL	RL	Qual	Result	Units	DF	Date Analyzed	Batch
FIELD ELEVATION MEASUREMENTS									
Depth to water from measuring point	*	0	0		9.53	ft	1	05/22/2023 10:41	R329281
STANDARD METHODS 2130 B FIELD									
Turbidity	*	1.0	1.0		< 1.0	NTU	1	05/22/2023 10:41	R329281
STANDARD METHODS 18TH ED. 2580 B FIELD									
Oxidation-Reduction Potential	*	-300	-300		116	mV	1	05/22/2023 10:41	R329281
STANDARD METHODS 2510 B FIELD									
Spec. Conductance, Field	*	0	0		1690	µS/cm	1	05/22/2023 10:41	R329281
STANDARD METHODS 2550 B FIELD									
Temperature	*	0	0		15.2	°C	1	05/22/2023 10:41	R329281
STANDARD METHODS 4500-O G FIELD									
Oxygen, Dissolved	*	0	0		0.81	mg/L	1	05/22/2023 10:41	R329281
SW-846 9040B FIELD									
pH	*	0	1.00		7.51		1	05/22/2023 10:41	R329281
STANDARD METHODS 2320 B (TOTAL) 1997, 2011									
Alkalinity, Bicarbonate (as CaCO3)	NELAP	0	0		836	mg/L	1	05/26/2023 9:38	R329438
STANDARD METHODS 2320 B 1997, 2011									
Alkalinity, Carbonate (as CaCO3)	NELAP	0	0		0	mg/L	1	05/26/2023 9:38	R329438
STANDARD METHODS 2540 C (TOTAL) 1997, 2011									
Total Dissolved Solids	NELAP	16	20		1420	mg/L	1	05/24/2023 13:20	R329344
SW-846 9036 (TOTAL)									
Sulfate	NELAP	61	100		208	mg/L	10	05/25/2023 16:11	R329383
SW-846 9214 (TOTAL)									
Fluoride	NELAP	0.04	0.10		1.72	mg/L	1	05/26/2023 12:12	R329437
SW-846 9251 (TOTAL)									
Chloride	NELAP	5	40		162	mg/L	10	05/25/2023 16:12	R329395
SW-846 3005A, 6010B, METALS BY ICP (TOTAL)									
Arsenic	NELAP	0.0087	0.0100		< 0.0100	mg/L	1	05/24/2023 17:29	206524
Barium	NELAP	0.0007	0.0025		0.0199	mg/L	1	05/24/2023 17:29	206524
Beryllium	NELAP	0.0002	0.0005		< 0.0005	mg/L	1	05/24/2023 17:29	206524
Boron	NELAP	0.0130	0.0200		1.68	mg/L	1	05/24/2023 17:29	206524
Cadmium	NELAP	0.0005	0.0020		< 0.0020	mg/L	1	05/24/2023 17:29	206524
Calcium	NELAP	0.0350	0.100		9.63	mg/L	1	05/24/2023 17:29	206524
Chromium	NELAP	0.0028	0.0050		< 0.0050	mg/L	1	05/24/2023 17:29	206524
Lead	NELAP	0.0040	0.0075		< 0.0075	mg/L	1	05/24/2023 17:29	206524
Lithium	NELAP	0.0019	0.0050		0.0603	mg/L	1	05/27/2023 5:28	206524
Magnesium	NELAP	0.0055	0.0500		4.36	mg/L	1	05/24/2023 17:29	206524
Molybdenum	NELAP	0.0037	0.0100		< 0.0100	mg/L	1	05/24/2023 17:29	206524
Potassium	NELAP	0.0400	0.100		2.41	mg/L	1	05/24/2023 17:29	206524
Sodium	NELAP	0.0360	0.100		582	mg/L	2	05/25/2023 13:12	206524
SW-846 3005A, 6020A, METALS BY ICMS (TOTAL)									
Antimony	NELAP	0.0004	0.0010	J	0.0006	mg/L	5	05/25/2023 18:22	206524
Cobalt	NELAP	0.0001	0.0010		< 0.0010	mg/L	5	05/25/2023 18:22	206524
Selenium	NELAP	0.0006	0.0010		< 0.0010	mg/L	5	05/25/2023 18:22	206524
Thallium	NELAP	0.0010	0.0020		< 0.0020	mg/L	5	05/25/2023 18:22	206524



Client: Ramboll
Client Project: BAL-23Q2
Lab ID: 23050523-018
Matrix: GROUNDWATER

Work Order: 23050523
Report Date: 19-Jun-23
Client Sample ID: BAL_MW-304
Collection Date: 05/22/2023 10:41

Analyses	Certification	MDL	RL	Qual	Result	Units	DF	Date Analyzed	Batch
SW-846 7470A (TOTAL)									
Mercury	NELAP	0.00006	0.00020	J	0.00010	mg/L	1	05/24/2023 14:39	206529



Client: Ramboll
Client Project: BAL-23Q2
Lab ID: 23050523-019
Matrix: GROUNDWATER

Work Order: 23050523
Report Date: 19-Jun-23
Client Sample ID: BAL_MW-306
Collection Date: 05/23/2023 16:11

Analyses	Certification	MDL	RL	Qual	Result	Units	DF	Date Analyzed	Batch
FIELD ELEVATION MEASUREMENTS									
Depth to water from measuring point	*	0	0		17.11	ft	1	05/23/2023 16:11	R329281
STANDARD METHODS 2130 B FIELD									
Turbidity	*	1.0	1.0		< 1.0	NTU	1	05/23/2023 16:11	R329281
STANDARD METHODS 18TH ED. 2580 B FIELD									
Oxidation-Reduction Potential	*	-300	-300		-30	mV	1	05/23/2023 16:11	R329281
STANDARD METHODS 2510 B FIELD									
Spec. Conductance, Field	*	0	0		490	µS/cm	1	05/23/2023 16:11	R329281
STANDARD METHODS 2550 B FIELD									
Temperature	*	0	0		15.4	°C	1	05/23/2023 16:11	R329281
STANDARD METHODS 4500-O G FIELD									
Oxygen, Dissolved	*	0	0		2.30	mg/L	1	05/23/2023 16:11	R329281
SW-846 9040B FIELD									
pH	*	0	1.00		11.1		1	05/23/2023 16:11	R329281
STANDARD METHODS 2320 B (TOTAL) 1997, 2011									
Alkalinity, Bicarbonate (as CaCO ₃)	NELAP	0	0		0	mg/L	1	05/26/2023 9:57	R329438
STANDARD METHODS 2320 B 1997, 2011									
Alkalinity, Carbonate (as CaCO ₃)	NELAP	0	0		58	mg/L	1	05/26/2023 9:57	R329438
STANDARD METHODS 2540 C (TOTAL) 1997, 2011									
Total Dissolved Solids	NELAP	16	20		300	mg/L	1	05/27/2023 8:43	R329514
SW-846 9036 (TOTAL)									
Sulfate	NELAP	6	10		46	mg/L	1	05/25/2023 16:13	R329383
SW-846 9214 (TOTAL)									
Fluoride	NELAP	0.04	0.10		0.54	mg/L	1	05/26/2023 12:14	R329437
SW-846 9251 (TOTAL)									
Chloride	NELAP	5	40		53	mg/L	10	05/25/2023 16:20	R329395
SW-846 3005A, 6010B, METALS BY ICP (TOTAL)									
Arsenic	NELAP	0.0087	0.0100		< 0.0100	mg/L	1	05/25/2023 20:36	206553
Barium	NELAP	0.0007	0.0025		0.0139	mg/L	1	05/25/2023 20:36	206553
Beryllium	NELAP	0.0002	0.0005		< 0.0005	mg/L	1	05/25/2023 20:36	206553
Boron	NELAP	0.0090	0.0200		0.190	mg/L	1	05/26/2023 21:52	206553
Cadmium	NELAP	0.0005	0.0020		< 0.0020	mg/L	1	05/25/2023 20:36	206553
Calcium	NELAP	0.0360	0.100		34.6	mg/L	1	05/25/2023 20:36	206553
Chromium	NELAP	0.0028	0.0050		< 0.0050	mg/L	1	05/25/2023 20:36	206553
Lead	NELAP	0.0040	0.0075		< 0.0075	mg/L	1	05/25/2023 20:36	206553
Lithium	NELAP	0.0019	0.0050		0.0118	mg/L	1	05/25/2023 20:36	206553
Magnesium	NELAP	0.0055	0.0500		0.0517	mg/L	1	05/25/2023 20:36	206553
Molybdenum	NELAP	0.0037	0.0100		0.0233	mg/L	1	05/25/2023 20:36	206553
Potassium	NELAP	0.0400	0.100		1.32	mg/L	1	05/25/2023 20:36	206553
Sodium	NELAP	0.0180	0.0500		71.5	mg/L	1	05/25/2023 20:36	206553
SW-846 3005A, 6020A, METALS BY ICMS (TOTAL)									
Antimony	NELAP	0.0004	0.0010		0.0014	mg/L	5	05/27/2023 9:47	206553
Cobalt	NELAP	0.0001	0.0010	J	0.0004	mg/L	5	05/27/2023 9:47	206553
Selenium	NELAP	0.0006	0.0010	J	0.0007	mg/L	5	05/27/2023 9:47	206553
Thallium	NELAP	0.0010	0.0020		< 0.0020	mg/L	5	05/27/2023 9:47	206553



Client: Ramboll
Client Project: BAL-23Q2
Lab ID: 23050523-019
Matrix: GROUNDWATER

Work Order: 23050523
Report Date: 19-Jun-23
Client Sample ID: BAL_MW-306
Collection Date: 05/23/2023 16:11

Analyses	Certification	MDL	RL	Qual	Result	Units	DF	Date Analyzed	Batch
SW-846 7470A (TOTAL)									
Mercury	NELAP	0.00006	0.00020		< 0.00020	mg/L	1	05/25/2023 10:42	206550



Client: Ramboll
Client Project: BAL-23Q2
Lab ID: 23050523-020
Matrix: GROUNDWATER

Work Order: 23050523
Report Date: 19-Jun-23
Client Sample ID: BAL_MW-307
Collection Date: 05/23/2023 17:08

Analyses	Certification	MDL	RL	Qual	Result	Units	DF	Date Analyzed	Batch
FIELD ELEVATION MEASUREMENTS									
Depth to water from measuring point	*	0	0		6.53	ft	1	05/23/2023 17:08	R329281
STANDARD METHODS 2130 B FIELD									
Turbidity	*	1.0	1.0		5.1	NTU	1	05/23/2023 17:08	R329281
STANDARD METHODS 18TH ED. 2580 B FIELD									
Oxidation-Reduction Potential	*	-300	-300		-63	mV	1	05/23/2023 17:08	R329281
STANDARD METHODS 2510 B FIELD									
Spec. Conductance, Field	*	0	0		2430	µS/cm	1	05/23/2023 17:08	R329281
STANDARD METHODS 2550 B FIELD									
Temperature	*	0	0		15.0	°C	1	05/23/2023 17:08	R329281
STANDARD METHODS 4500-O G FIELD									
Oxygen, Dissolved	*	0	0		0.87	mg/L	1	05/23/2023 17:08	R329281
SW-846 9040B FIELD									
pH	*	0	1.00		12.0		1	05/23/2023 17:08	R329281
STANDARD METHODS 2320 B (TOTAL) 1997, 2011									
Alkalinity, Bicarbonate (as CaCO ₃)	NELAP	0	0		0	mg/L	1	05/26/2023 10:11	R329438
STANDARD METHODS 2320 B 1997, 2011									
Alkalinity, Carbonate (as CaCO ₃)	NELAP	0	0		74	mg/L	1	05/26/2023 10:11	R329438
STANDARD METHODS 2540 C (TOTAL) 1997, 2011									
Total Dissolved Solids	NELAP	16	20		870	mg/L	1	05/27/2023 8:43	R329514
SW-846 9036 (TOTAL)									
Sulfate	NELAP	6	10	S	45	mg/L	1	05/25/2023 16:25	R329383
<i>Matrix spike did not recover within control limits due to matrix interference.</i>									
SW-846 9214 (TOTAL)									
Fluoride	NELAP	0.04	0.10		0.43	mg/L	1	05/26/2023 12:15	R329437
SW-846 9251 (TOTAL)									
Chloride	NELAP	5	40		191	mg/L	10	05/25/2023 16:36	R329395
SW-846 3005A, 6010B, METALS BY ICP (TOTAL)									
Arsenic	NELAP	0.0087	0.0100		< 0.0100	mg/L	1	05/25/2023 20:40	206553
Barium	NELAP	0.0007	0.0025		0.0911	mg/L	1	05/25/2023 20:40	206553
Beryllium	NELAP	0.0002	0.0005		< 0.0005	mg/L	1	05/25/2023 20:40	206553
Boron	NELAP	0.0090	0.0200		0.690	mg/L	1	05/26/2023 21:56	206553
Cadmium	NELAP	0.0005	0.0020		< 0.0020	mg/L	1	05/25/2023 20:40	206553
Calcium	NELAP	0.0360	0.100		134	mg/L	1	05/25/2023 20:40	206553
Chromium	NELAP	0.0028	0.0050		0.0107	mg/L	1	05/25/2023 20:40	206553
Lead	NELAP	0.0040	0.0075		< 0.0075	mg/L	1	05/25/2023 20:40	206553
Lithium	NELAP	0.0019	0.0050		0.0592	mg/L	1	05/25/2023 20:40	206553
Magnesium	NELAP	0.0055	0.0500		0.648	mg/L	1	05/25/2023 20:40	206553
Molybdenum	NELAP	0.0037	0.010	J	0.0069	mg/L	1	05/25/2023 20:40	206553
Potassium	NELAP	0.0400	0.100		2.81	mg/L	1	05/25/2023 20:40	206553
Sodium	NELAP	0.0180	0.0500		238	mg/L	1	05/25/2023 20:40	206553
SW-846 3005A, 6020A, METALS BY ICPMS (TOTAL)									
Antimony	NELAP	0.0004	0.0010		0.0030	mg/L	5	05/27/2023 9:54	206553
Cobalt	NELAP	0.0001	0.0010	J	0.0002	mg/L	5	05/27/2023 9:54	206553
Selenium	NELAP	0.0006	0.0010		< 0.0010	mg/L	5	05/27/2023 9:54	206553
Thallium	NELAP	0.0010	0.0020		< 0.0020	mg/L	5	05/27/2023 9:54	206553



Client: Ramboll
Client Project: BAL-23Q2
Lab ID: 23050523-020
Matrix: GROUNDWATER

Work Order: 23050523
Report Date: 19-Jun-23
Client Sample ID: BAL_MW-307
Collection Date: 05/23/2023 17:08

Analyses	Certification	MDL	RL	Qual	Result	Units	DF	Date Analyzed	Batch
SW-846 7470A (TOTAL)									
Mercury	NELAP	0.00006	0.00020		< 0.00020	mg/L	1	05/25/2023 10:44	206550



Client: Ramboll
Client Project: BAL-23Q2
Lab ID: 23050523-024
Matrix: GROUNDWATER

Work Order: 23050523
Report Date: 19-Jun-23
Client Sample ID: BAL_MW-356
Collection Date: 05/16/2023 12:29

Analyses	Certification	MDL	RL	Qual	Result	Units	DF	Date Analyzed	Batch
FIELD ELEVATION MEASUREMENTS									
Depth to water from measuring point	*	0	0		4.23	ft	1	05/16/2023 12:29	R329281
STANDARD METHODS 2130 B FIELD									
Turbidity	*	1.0	1.0		9.6	NTU	1	05/16/2023 12:29	R329281
STANDARD METHODS 18TH ED. 2580 B FIELD									
Oxidation-Reduction Potential	*	-300	-300		5	mV	1	05/16/2023 12:29	R329281
STANDARD METHODS 2510 B FIELD									
Spec. Conductance, Field	*	0	0		1170	µS/cm	1	05/16/2023 12:29	R329281
STANDARD METHODS 2550 B FIELD									
Temperature	*	0	0		15.3	°C	1	05/16/2023 12:29	R329281
STANDARD METHODS 4500-O G FIELD									
Oxygen, Dissolved	*	0	0		1.60	mg/L	1	05/16/2023 12:29	R329281
SW-846 9040B FIELD									
pH	*	0	1.00		7.69		1	05/16/2023 12:29	R329281
STANDARD METHODS 2320 B (TOTAL) 1997, 2011									
Alkalinity, Bicarbonate (as CaCO ₃)	NELAP	0	0		536	mg/L	1	05/18/2023 11:15	R329009
STANDARD METHODS 2320 B 1997, 2011									
Alkalinity, Carbonate (as CaCO ₃)	NELAP	0	0		0	mg/L	1	05/18/2023 11:15	R329009
STANDARD METHODS 2540 C (TOTAL) 1997, 2011									
Total Dissolved Solids	NELAP	16	20		688	mg/L	1	05/18/2023 9:17	R329081
SW-846 9036 (TOTAL)									
Sulfate	NELAP	6	10		44	mg/L	1	05/18/2023 13:25	R329045
SW-846 9214 (TOTAL)									
Fluoride	NELAP	0.04	0.10		1.97	mg/L	1	05/18/2023 12:09	R329012
SW-846 9251 (TOTAL)									
Chloride	NELAP	1	4		31	mg/L	1	05/18/2023 13:26	R329023
SW-846 3005A, 6010B, METALS BY ICP (TOTAL)									
Arsenic	NELAP	0.0087	0.0100		< 0.0100	mg/L	1	05/22/2023 12:46	206278
Barium	NELAP	0.0007	0.0025		0.0326	mg/L	1	05/22/2023 12:46	206278
Beryllium	NELAP	0.0002	0.0005		< 0.0005	mg/L	1	05/22/2023 23:22	206278
Boron	NELAP	0.0090	0.0200		2.01	mg/L	1	05/22/2023 12:46	206278
Cadmium	NELAP	0.0005	0.0020		< 0.0020	mg/L	1	05/22/2023 12:46	206278
Calcium	NELAP	0.0350	0.100		11.5	mg/L	1	05/22/2023 12:46	206278
Chromium	NELAP	0.0028	0.0050		< 0.0050	mg/L	1	05/22/2023 12:46	206278
Lead	NELAP	0.0040	0.0075		< 0.0075	mg/L	1	05/22/2023 12:46	206278
Lithium	NELAP	0.0019	0.0050		0.0548	mg/L	1	05/31/2023 13:46	206685
Magnesium	NELAP	0.0055	0.0500		7.10	mg/L	1	05/22/2023 12:46	206278
Molybdenum	NELAP	0.0037	0.0100		< 0.0100	mg/L	1	05/22/2023 12:46	206278
Potassium	NELAP	0.0595	0.100		2.94	mg/L	1	05/22/2023 23:22	206278
Sodium	NELAP	0.0180	0.0500		277	mg/L	1	05/22/2023 12:46	206278

Sample result for Si exceeds 10 times the method blank contamination. Data is reportable per the TNI Standard.

SW-846 3005A, 6020A, METALS BY ICPMS (TOTAL)									
Antimony	NELAP	0.0004	0.0010		< 0.0010	mg/L	5	05/18/2023 19:34	206278
Cobalt	NELAP	0.0003	0.0010		< 0.0010	mg/L	5	05/18/2023 19:34	206278
Selenium	NELAP	0.0006	0.0010		< 0.0010	mg/L	5	05/18/2023 19:34	206278
Thallium	NELAP	0.0010	0.0020		< 0.0020	mg/L	5	05/18/2023 19:34	206278

CCV recovered outside the upper control limits for Se. Sample results are below the reporting limit. Data is reportable per the TNI standard.



Client: Ramboll
Client Project: BAL-23Q2
Lab ID: 23050523-024
Matrix: GROUNDWATER

Work Order: 23050523
Report Date: 19-Jun-23
Client Sample ID: BAL_MW-356
Collection Date: 05/16/2023 12:29

Analyses	Certification	MDL	RL	Qual	Result	Units	DF	Date Analyzed	Batch
SW-846 7470A (TOTAL)									
Mercury	NELAP	0.00006	0.00020		< 0.00020	mg/L	1	05/19/2023 9:22	206322



Client: Ramboll
Client Project: BAL-23Q2
Lab ID: 23050523-025
Matrix: GROUNDWATER

Work Order: 23050523
Report Date: 19-Jun-23
Client Sample ID: BAL_MW-358
Collection Date: 05/19/2023 11:28

Analyses	Certification	MDL	RL	Qual	Result	Units	DF	Date Analyzed	Batch
FIELD ELEVATION MEASUREMENTS									
Depth to water from measuring point	*	0	0		42.92	ft	1	05/19/2023 11:28	R329281
STANDARD METHODS 2130 B FIELD									
Turbidity	*	1.0	1.0		2.8	NTU	1	05/19/2023 11:28	R329281
STANDARD METHODS 18TH ED. 2580 B FIELD									
Oxidation-Reduction Potential	*	-300	-300		-91	mV	1	05/19/2023 11:28	R329281
STANDARD METHODS 2510 B FIELD									
Spec. Conductance, Field	*	0	0		5640	µS/cm	1	05/19/2023 11:28	R329281
STANDARD METHODS 2550 B FIELD									
Temperature	*	0	0		18.2	°C	1	05/19/2023 11:28	R329281
STANDARD METHODS 4500-O G FIELD									
Oxygen, Dissolved	*	0	0		1.20	mg/L	1	05/19/2023 11:28	R329281
SW-846 9040B FIELD									
pH	*	0	1.00		7.62		1	05/19/2023 11:28	R329281
STANDARD METHODS 2320 B (TOTAL) 1997, 2011									
Alkalinity, Bicarbonate (as CaCO ₃)	NELAP	0	0		817	mg/L	1	05/22/2023 10:44	R329134
STANDARD METHODS 2320 B 1997, 2011									
Alkalinity, Carbonate (as CaCO ₃)	NELAP	0	0		18	mg/L	1	05/22/2023 10:44	R329134
STANDARD METHODS 2540 C (TOTAL) 1997, 2011									
Total Dissolved Solids	NELAP	16	20		3040	mg/L	1	05/23/2023 12:01	R329292
SW-846 9036 (TOTAL)									
Sulfate	NELAP	12	20		< 20	mg/L	2	05/28/2023 0:07	R329494
<i>Elevated reporting limit due to matrix interference.</i>									
SW-846 9214 (TOTAL)									
Fluoride	NELAP	0.04	0.10		3.31	mg/L	1	05/22/2023 9:50	R329119
SW-846 9251 (TOTAL)									
Chloride	NELAP	25	200		1300	mg/L	50	05/25/2023 3:49	R329334
SW-846 3005A, 6010B, METALS BY ICP (TOTAL)									
Arsenic	NELAP	0.0087	0.0100		< 0.0100	mg/L	1	05/26/2023 20:11	206421
Barium	NELAP	0.0007	0.0025		0.192	mg/L	1	05/26/2023 20:11	206421
Beryllium	NELAP	0.0002	0.0005		< 0.0005	mg/L	1	05/26/2023 20:11	206421
Boron	NELAP	0.0090	0.0200		1.60	mg/L	1	05/26/2023 20:11	206421
Cadmium	NELAP	0.0005	0.0020		< 0.0020	mg/L	1	05/26/2023 20:11	206421
Calcium	NELAP	0.0350	0.100		12.5	mg/L	1	05/26/2023 20:11	206421
Chromium	NELAP	0.0028	0.0050		< 0.0050	mg/L	1	05/26/2023 20:11	206421
Lead	NELAP	0.0040	0.0075		< 0.0075	mg/L	1	05/26/2023 20:11	206421
Lithium	NELAP	0.0019	0.0050		0.0778	mg/L	1	05/26/2023 20:11	206421
Magnesium	NELAP	0.0055	0.0500		6.07	mg/L	1	05/31/2023 10:45	206421
Molybdenum	NELAP	0.0037	0.0100		0.0139	mg/L	1	05/26/2023 20:11	206421
Potassium	NELAP	0.0400	0.100		4.48	mg/L	1	05/26/2023 20:11	206421
Sodium	NELAP	1.80	5.00	B	1260	mg/L	100	05/31/2023 10:41	206421
<i>Sample results for Na and Si exceed 10 times the method blank contamination. Data is reportable per the TNI Standard.</i>									
SW-846 3005A, 6020A, METALS BY ICPMS (TOTAL)									
Antimony	NELAP	0.0004	0.0010		< 0.0010	mg/L	5	05/23/2023 11:39	206421
Cobalt	NELAP	0.0001	0.0010	J	0.0003	mg/L	5	05/23/2023 11:39	206421
Selenium	NELAP	0.0006	0.0010		< 0.0010	mg/L	5	05/23/2023 11:39	206421
Thallium	NELAP	0.0010	0.0020		< 0.0020	mg/L	5	05/23/2023 11:39	206421



Client: Ramboll
Client Project: BAL-23Q2
Lab ID: 23050523-025
Matrix: GROUNDWATER

Work Order: 23050523
Report Date: 19-Jun-23
Client Sample ID: BAL_MW-358
Collection Date: 05/19/2023 11:28

Analyses	Certification	MDL	RL	Qual	Result	Units	DF	Date Analyzed	Batch
SW-846 7470A (TOTAL)									
Mercury	NELAP	0.00009	0.00020		< 0.00020	mg/L	1	05/22/2023 14:26	206426



Client: Ramboll
Client Project: BAL-23Q2
Lab ID: 23050523-027
Matrix: GROUNDWATER

Work Order: 23050523
Report Date: 19-Jun-23
Client Sample ID: BAL_MW-369
Collection Date: 05/16/2023 15:03

Analyses	Certification	MDL	RL	Qual	Result	Units	DF	Date Analyzed	Batch
FIELD ELEVATION MEASUREMENTS									
Depth to water from measuring point	*	0	0		10.39	ft	1	05/16/2023 15:03	R329281
STANDARD METHODS 2130 B FIELD									
Turbidity	*	1.0	1.0		3.3	NTU	1	05/16/2023 15:03	R329281
STANDARD METHODS 18TH ED. 2580 B FIELD									
Oxidation-Reduction Potential	*	-300	-300		-21	mV	1	05/16/2023 15:03	R329281
STANDARD METHODS 2510 B FIELD									
Spec. Conductance, Field	*	0	0		1210	µS/cm	1	05/16/2023 15:03	R329281
STANDARD METHODS 2550 B FIELD									
Temperature	*	0	0		15.2	°C	1	05/16/2023 15:03	R329281
STANDARD METHODS 4500-O G FIELD									
Oxygen, Dissolved	*	0	0		1.61	mg/L	1	05/16/2023 15:03	R329281
SW-846 9040B FIELD									
pH	*	0	1.00		7.02		1	05/16/2023 15:03	R329281
STANDARD METHODS 2320 B (TOTAL) 1997, 2011									
Alkalinity, Bicarbonate (as CaCO ₃)	NELAP	0	0		475	mg/L	1	05/18/2023 12:51	R329009
STANDARD METHODS 2320 B 1997, 2011									
Alkalinity, Carbonate (as CaCO ₃)	NELAP	0	0		0	mg/L	1	05/18/2023 12:51	R329009
STANDARD METHODS 2540 C (TOTAL) 1997, 2011									
Total Dissolved Solids	NELAP	16	20		720	mg/L	1	05/18/2023 9:17	R329081
SW-846 9036 (TOTAL)									
Sulfate	NELAP	31	50		111	mg/L	5	05/18/2023 13:47	R329045
SW-846 9214 (TOTAL)									
Fluoride	NELAP	0.04	0.10		0.54	mg/L	1	05/18/2023 12:34	R329012
SW-846 9251 (TOTAL)									
Chloride	NELAP	2	20		66	mg/L	5	05/18/2023 13:48	R329023
SW-846 3005A, 6010B, METALS BY ICP (TOTAL)									
Arsenic	NELAP	0.0087	0.0100		< 0.0100	mg/L	1	05/22/2023 12:59	206278
Barium	NELAP	0.0007	0.0025		0.132	mg/L	1	05/22/2023 12:59	206278
Beryllium	NELAP	0.0002	0.0005		< 0.0005	mg/L	1	05/22/2023 23:52	206278
Boron	NELAP	0.0090	0.0200		0.232	mg/L	1	05/22/2023 12:59	206278
Cadmium	NELAP	0.0005	0.0020		< 0.0020	mg/L	1	05/22/2023 12:59	206278
Calcium	NELAP	0.0350	0.100	S	124	mg/L	1	05/22/2023 12:59	206278
Chromium	NELAP	0.0028	0.0050		< 0.0050	mg/L	1	05/22/2023 12:59	206278
Lead	NELAP	0.0040	0.0075		< 0.0075	mg/L	1	05/22/2023 12:59	206278
Lithium	NELAP	0.0019	0.0050	JB	0.0024	mg/L	1	05/22/2023 23:52	206278
Magnesium	NELAP	0.0055	0.0500		39.9	mg/L	1	05/22/2023 12:59	206278
Molybdenum	NELAP	0.0037	0.010	J	0.0054	mg/L	1	05/22/2023 12:59	206278
Potassium	NELAP	0.0400	0.100		3.42	mg/L	1	05/22/2023 23:52	206278
Sodium	NELAP	0.0180	0.0500	S	99.1	mg/L	1	05/22/2023 12:59	206278
Contamination present in the MBLK for Li. Sample results below the reporting limit are reportable per the TNI Standard.									
CCV recovered outside the upper control limits for Be. Sample results are below the reporting limit. Data is reportable per the TNI standard.									
Matrix spike control limits for are not applicable due to high sample/spike ratio.									
SW-846 3005A, 6020A, METALS BY ICPMS (TOTAL)									
Antimony	NELAP	0.0004	0.0010		< 0.0010	mg/L	5	05/18/2023 18:56	206278
Cobalt	NELAP	0.0003	0.0010		0.0021	mg/L	5	05/18/2023 18:56	206278
Selenium	NELAP	0.0006	0.0010		< 0.0010	mg/L	5	05/18/2023 18:56	206278



Client: Ramboll
Client Project: BAL-23Q2
Lab ID: 23050523-027
Matrix: GROUNDWATER

Work Order: 23050523
Report Date: 19-Jun-23
Client Sample ID: BAL_MW-369
Collection Date: 05/16/2023 15:03

Analyses	Certification	MDL	RL	Qual	Result	Units	DF	Date Analyzed	Batch
SW-846 3005A, 6020A, METALS BY ICPMS (TOTAL)									
Thallium	NELAP	0.0010	0.0020		< 0.0020	mg/L	5	05/18/2023 18:56	206278
<i>CCV recovered outside the upper control limits for Se. Sample results are below the reporting limit. Data is reportable per the TNI standard.</i>									
SW-846 7470A (TOTAL)									
Mercury	NELAP	0.00006	0.00020		< 0.00020	mg/L	1	05/19/2023 8:28	206322



Client: Ramboll
Client Project: BAL-23Q2
Lab ID: 23050523-028
Matrix: GROUNDWATER

Work Order: 23050523
Report Date: 19-Jun-23
Client Sample ID: BAL_MW-370
Collection Date: 05/16/2023 14:24

Analyses	Certification	MDL	RL	Qual	Result	Units	DF	Date Analyzed	Batch
FIELD ELEVATION MEASUREMENTS									
Depth to water from measuring point	*	0	0		18.10	ft	1	05/16/2023 14:24	R329281
STANDARD METHODS 2130 B FIELD									
Turbidity	*	1.0	1.0		1.5	NTU	1	05/16/2023 14:24	R329281
STANDARD METHODS 18TH ED. 2580 B FIELD									
Oxidation-Reduction Potential	*	-300	-300		36	mV	1	05/16/2023 14:24	R329281
STANDARD METHODS 2510 B FIELD									
Spec. Conductance, Field	*	0	0		5460	µS/cm	1	05/16/2023 14:24	R329281
STANDARD METHODS 2550 B FIELD									
Temperature	*	0	0		15.7	°C	1	05/16/2023 14:24	R329281
STANDARD METHODS 4500-O G FIELD									
Oxygen, Dissolved	*	0	0		0.81	mg/L	1	05/16/2023 14:24	R329281
SW-846 9040B FIELD									
pH	*	0	1.00		7.47		1	05/16/2023 14:24	R329281
STANDARD METHODS 2320 B (TOTAL) 1997, 2011									
Alkalinity, Bicarbonate (as CaCO ₃)	NELAP	0	0		399	mg/L	1	05/18/2023 11:30	R329009
STANDARD METHODS 2320 B 1997, 2011									
Alkalinity, Carbonate (as CaCO ₃)	NELAP	0	0		0	mg/L	1	05/18/2023 11:30	R329009
STANDARD METHODS 2540 C (TOTAL) 1997, 2011									
Total Dissolved Solids	NELAP	16	20		2940	mg/L	1	05/18/2023 10:12	R329081
SW-846 9036 (TOTAL)									
Sulfate	NELAP	61	100		253	mg/L	10	05/19/2023 23:08	R329097
SW-846 9214 (TOTAL)									
Fluoride	NELAP	0.04	0.10		3.07	mg/L	1	05/18/2023 12:13	R329012
SW-846 9251 (TOTAL)									
Chloride	NELAP	25	200		1360	mg/L	50	05/19/2023 12:16	R329098
SW-846 3005A, 6010B, METALS BY ICP (TOTAL)									
Arsenic	NELAP	0.0087	0.0100		< 0.0100	mg/L	1	05/22/2023 12:47	206278
Barium	NELAP	0.0007	0.0025		0.0321	mg/L	1	05/22/2023 12:47	206278
Beryllium	NELAP	0.0002	0.0005		< 0.0005	mg/L	1	05/26/2023 17:24	206278
Boron	NELAP	0.0090	0.0200		1.85	mg/L	1	05/22/2023 12:47	206278
Cadmium	NELAP	0.0005	0.0020		< 0.0020	mg/L	1	05/22/2023 12:47	206278
Calcium	NELAP	0.0350	0.100		37.0	mg/L	1	05/22/2023 12:47	206278
Chromium	NELAP	0.0028	0.0050		< 0.0050	mg/L	1	05/22/2023 12:47	206278
Lead	NELAP	0.0040	0.0075		< 0.0075	mg/L	1	05/22/2023 12:47	206278
Lithium	NELAP	0.0019	0.0050		0.120	mg/L	1	05/31/2023 13:50	206685
Magnesium	NELAP	0.0055	0.0500		21.7	mg/L	1	05/22/2023 12:47	206278
Molybdenum	NELAP	0.0037	0.010	J	0.0062	mg/L	1	05/22/2023 12:47	206278
Potassium	NELAP	0.0400	0.100		6.70	mg/L	1	05/23/2023 16:28	206278
Sodium	NELAP	0.0900	0.250		1160	mg/L	5	05/23/2023 16:27	206278

Sample result for Si exceeds 10 times the method blank contamination. Data is reportable per the TNI Standard.

SW-846 3005A, 6020A, METALS BY ICPMS (TOTAL)									
Antimony	NELAP	0.0004	0.0010		< 0.0010	mg/L	5	05/18/2023 19:45	206278
Cobalt	NELAP	0.0003	0.0010	J	0.0004	mg/L	5	05/18/2023 19:45	206278
Selenium	NELAP	0.0006	0.0010		< 0.0010	mg/L	5	05/18/2023 19:45	206278
Thallium	NELAP	0.0010	0.0020		< 0.0020	mg/L	5	05/18/2023 19:45	206278

CCV recovered outside the upper control limits for Se. Sample results are below the reporting limit. Data is reportable per the TNI standard.



Client: Ramboll
Client Project: BAL-23Q2
Lab ID: 23050523-028
Matrix: GROUNDWATER

Work Order: 23050523
Report Date: 19-Jun-23
Client Sample ID: BAL_MW-370
Collection Date: 05/16/2023 14:24

Analyses	Certification	MDL	RL	Qual	Result	Units	DF	Date Analyzed	Batch
SW-846 7470A (TOTAL)									
Mercury	NELAP	0.00006	0.00020		< 0.00020	mg/L	1	05/19/2023 8:30	206322



Client: Ramboll
Client Project: BAL-23Q2
Lab ID: 23050523-031
Matrix: GROUNDWATER

Work Order: 23050523
Report Date: 19-Jun-23
Client Sample ID: BAL_MW-382
Collection Date: 05/16/2023 15:42

Analyses	Certification	MDL	RL	Qual	Result	Units	DF	Date Analyzed	Batch
FIELD ELEVATION MEASUREMENTS									
Depth to water from measuring point	*	0	0		16.14	ft	1	05/16/2023 15:42	R329281
STANDARD METHODS 2130 B FIELD									
Turbidity	*	1.0	1.0		44	NTU	1	05/16/2023 15:42	R329281
STANDARD METHODS 18TH ED. 2580 B FIELD									
Oxidation-Reduction Potential	*	-300	-300		49	mV	1	05/16/2023 15:42	R329281
STANDARD METHODS 2510 B FIELD									
Spec. Conductance, Field	*	0	0		1840	µS/cm	1	05/16/2023 15:42	R329281
STANDARD METHODS 2550 B FIELD									
Temperature	*	0	0		15.4	°C	1	05/16/2023 15:42	R329281
STANDARD METHODS 4500-O G FIELD									
Oxygen, Dissolved	*	0	0		1.12	mg/L	1	05/16/2023 15:42	R329281
SW-846 9040B FIELD									
pH	*	0	1.00		7.72		1	05/16/2023 15:42	R329281
STANDARD METHODS 2320 B (TOTAL) 1997, 2011									
Alkalinity, Bicarbonate (as CaCO ₃)	NELAP	0	0		460	mg/L	1	05/18/2023 12:21	R329009
STANDARD METHODS 2320 B 1997, 2011									
Alkalinity, Carbonate (as CaCO ₃)	NELAP	0	0		7	mg/L	1	05/18/2023 12:21	R329009
STANDARD METHODS 2540 C (TOTAL) 1997, 2011									
Total Dissolved Solids	NELAP	16	20		1170	mg/L	1	05/18/2023 10:12	R329081
SW-846 9036 (TOTAL)									
Sulfate	NELAP	61	100		391	mg/L	10	05/19/2023 23:14	R329097
SW-846 9214 (TOTAL)									
Fluoride	NELAP	0.04	0.10		2.75	mg/L	1	05/18/2023 12:36	R329012
SW-846 9251 (TOTAL)									
Chloride	NELAP	1	4		42	mg/L	1	05/18/2023 14:14	R329023
SW-846 3005A, 6010B, METALS BY ICP (TOTAL)									
Arsenic	NELAP	0.0087	0.0100		< 0.0100	mg/L	1	05/22/2023 12:48	206278
Barium	NELAP	0.0007	0.0025		0.0268	mg/L	1	05/22/2023 12:48	206278
Beryllium	NELAP	0.0002	0.0005		0.0005	mg/L	1	05/26/2023 14:44	206278
Boron	NELAP	0.0090	0.0200		1.75	mg/L	1	05/22/2023 12:48	206278
Cadmium	NELAP	0.0005	0.0020		< 0.0020	mg/L	1	05/22/2023 12:48	206278
Calcium	NELAP	0.0350	0.100		27.0	mg/L	1	05/22/2023 12:48	206278
Chromium	NELAP	0.0028	0.0050		0.0093	mg/L	1	05/22/2023 12:48	206278
Lead	NELAP	0.0040	0.0075		< 0.0075	mg/L	1	05/22/2023 12:48	206278
Lithium	NELAP	0.0019	0.0050		0.0573	mg/L	1	05/31/2023 13:54	206685
Magnesium	NELAP	0.0055	0.0500		11.7	mg/L	1	05/22/2023 12:48	206278
Molybdenum	NELAP	0.0037	0.0100		< 0.0100	mg/L	1	05/22/2023 12:48	206278
Potassium	NELAP	0.0400	0.100		5.34	mg/L	1	05/23/2023 0:03	206278
Sodium	NELAP	0.0180	0.0500		431	mg/L	1	05/22/2023 12:48	206278

Sample result for Si exceeds 10 times the method blank contamination. Data is reportable per the TNI Standard.

Analyses	Certification	MDL	RL	Qual	Result	Units	DF	Date Analyzed	Batch
SW-846 3005A, 6020A, METALS BY ICPMS (TOTAL)									
Antimony	NELAP	0.0004	0.0010		< 0.0010	mg/L	5	05/18/2023 19:50	206278
Cobalt	NELAP	0.0003	0.0010		0.0045	mg/L	5	05/18/2023 19:50	206278
Selenium	NELAP	0.0006	0.0010		< 0.0010	mg/L	5	05/18/2023 19:50	206278
Thallium	NELAP	0.0010	0.0020		< 0.0020	mg/L	5	05/18/2023 19:50	206278

CCV recovered outside the upper control limits for Se. Sample results are below the reporting limit. Data is reportable per the TNI standard.



Client: Ramboll
Client Project: BAL-23Q2
Lab ID: 23050523-031
Matrix: GROUNDWATER

Work Order: 23050523
Report Date: 19-Jun-23
Client Sample ID: BAL_MW-382
Collection Date: 05/16/2023 15:42

Analyses	Certification	MDL	RL	Qual	Result	Units	DF	Date Analyzed	Batch
SW-846 7470A (TOTAL)									
Mercury	NELAP	0.00006	0.00020		< 0.00020	mg/L	1	05/19/2023 8:32	206322



Client: Ramboll
Client Project: BAL-23Q2
Lab ID: 23050523-032
Matrix: GROUNDWATER

Work Order: 23050523
Report Date: 19-Jun-23
Client Sample ID: BAL_MW-383
Collection Date: 05/22/2023 14:28

Analyses	Certification	MDL	RL	Qual	Result	Units	DF	Date Analyzed	Batch
FIELD ELEVATION MEASUREMENTS									
Depth to water from measuring point	*	0	0		19.16	ft	1	05/22/2023 14:28	R329281



Client: Ramboll
Client Project: BAL-23Q2
Lab ID: 23050523-033
Matrix: GROUNDWATER

Work Order: 23050523
Report Date: 19-Jun-23
Client Sample ID: BAL_MW-384
Collection Date: 05/22/2023 13:43

Analyses	Certification	MDL	RL	Qual	Result	Units	DF	Date Analyzed	Batch
FIELD ELEVATION MEASUREMENTS									
Depth to water from measuring point	*	0	0		14.69	ft	1	05/22/2023 13:43	R329281



Client: Ramboll
Client Project: BAL-23Q2
Lab ID: 23050523-034
Matrix: GROUNDWATER

Work Order: 23050523
Report Date: 19-Jun-23
Client Sample ID: BAL_MW-390
Collection Date: 05/17/2023 15:25

Analyses	Certification	MDL	RL	Qual	Result	Units	DF	Date Analyzed	Batch
FIELD ELEVATION MEASUREMENTS									
Depth to water from measuring point	*	0	0		6.20	ft	1	05/17/2023 15:25	R329281



Client: Ramboll
Client Project: BAL-23Q2
Lab ID: 23050523-036
Matrix: GROUNDWATER

Work Order: 23050523
Report Date: 19-Jun-23
Client Sample ID: BAL_MW-392
Collection Date: 05/16/2023 11:31

Analyses	Certification	MDL	RL	Qual	Result	Units	DF	Date Analyzed	Batch
FIELD ELEVATION MEASUREMENTS									
Depth to water from measuring point	*	0	0		8.58	ft	1	05/16/2023 11:31	R329281
STANDARD METHODS 2130 B FIELD									
Turbidity	*	1.0	1.0		6.0	NTU	1	05/16/2023 11:31	R329281
STANDARD METHODS 18TH ED. 2580 B FIELD									
Oxidation-Reduction Potential	*	-300	-300		-121	mV	1	05/16/2023 11:31	R329281
STANDARD METHODS 2510 B FIELD									
Spec. Conductance, Field	*	0	0		3560	µS/cm	1	05/16/2023 11:31	R329281
STANDARD METHODS 2550 B FIELD									
Temperature	*	0	0		16.5	°C	1	05/16/2023 11:31	R329281
STANDARD METHODS 4500-O G FIELD									
Oxygen, Dissolved	*	0	0		1.67	mg/L	1	05/16/2023 11:31	R329281
SW-846 9040B FIELD									
pH	*	0	1.00		7.54		1	05/16/2023 11:31	R329281
STANDARD METHODS 2320 B (TOTAL) 1997, 2011									
Alkalinity, Bicarbonate (as CaCO ₃)	NELAP	0	0		372	mg/L	1	05/22/2023 15:58	R329134
STANDARD METHODS 2320 B 1997, 2011									
Alkalinity, Carbonate (as CaCO ₃)	NELAP	0	0		0	mg/L	1	05/22/2023 15:58	R329134
STANDARD METHODS 2540 C (TOTAL) 1997, 2011									
Total Dissolved Solids	NELAP	16	20		1830	mg/L	1	05/18/2023 10:13	R329081
SW-846 9036 (TOTAL)									
Sulfate	NELAP	31	50		63	mg/L	5	05/18/2023 23:25	R329045
SW-846 9214 (TOTAL)									
Fluoride	NELAP	0.04	0.10		4.07	mg/L	1	05/18/2023 12:15	R329012
SW-846 9251 (TOTAL)									
Chloride	NELAP	10	80		827	mg/L	20	05/28/2023 1:06	R329548
SW-846 3005A, 6010B, METALS BY ICP (TOTAL)									
Arsenic	NELAP	0.0087	0.0100		< 0.0100	mg/L	1	05/22/2023 13:02	206278
Barium	NELAP	0.0007	0.0025		0.0414	mg/L	1	05/22/2023 13:02	206278
Beryllium	NELAP	0.0002	0.0005		< 0.0005	mg/L	1	05/23/2023 0:07	206278
Boron	NELAP	0.0090	0.0200		1.92	mg/L	1	05/22/2023 13:02	206278
Cadmium	NELAP	0.0005	0.0020		< 0.0020	mg/L	1	05/22/2023 13:02	206278
Calcium	NELAP	0.0350	0.100		25.6	mg/L	1	05/22/2023 13:02	206278
Chromium	NELAP	0.0028	0.0050		< 0.0050	mg/L	1	05/22/2023 13:02	206278
Lead	NELAP	0.0040	0.0075		< 0.0075	mg/L	1	05/22/2023 13:02	206278
Lithium	NELAP	0.0019	0.0050		0.0675	mg/L	1	05/31/2023 13:57	206685
Magnesium	NELAP	0.0055	0.0500		15.5	mg/L	1	05/22/2023 13:02	206278
Molybdenum	NELAP	0.0037	0.0100		< 0.0100	mg/L	1	05/22/2023 13:02	206278
Potassium	NELAP	0.0400	0.100		5.12	mg/L	1	05/23/2023 0:07	206278
Sodium	NELAP	0.0360	0.100		749	mg/L	2	05/23/2023 16:29	206278
<i>CCV recovered outside the upper control limits for Be. Sample results are below the reporting limit. Data is reportable per the TNI standard.</i>									
<i>Sample result for Si exceeds 10 times the method blank contamination. Data is reportable per the TNI Standard.</i>									
SW-846 3005A, 6020A, METALS BY ICPMS (TOTAL)									
Antimony	NELAP	0.0004	0.0010		< 0.0010	mg/L	5	05/18/2023 19:55	206278
Cobalt	NELAP	0.0003	0.0010	J	0.0003	mg/L	5	05/18/2023 19:55	206278
Selenium	NELAP	0.0006	0.0010		< 0.0010	mg/L	5	05/18/2023 19:55	206278
Thallium	NELAP	0.0010	0.0020		< 0.0020	mg/L	5	05/18/2023 19:55	206278



Client: Ramboll
Client Project: BAL-23Q2
Lab ID: 23050523-036
Matrix: GROUNDWATER

Work Order: 23050523
Report Date: 19-Jun-23
Client Sample ID: BAL_MW-392
Collection Date: 05/16/2023 11:31

Analyses	Certification	MDL	RL	Qual	Result	Units	DF	Date Analyzed	Batch
SW-846 3005A, 6020A, METALS BY ICPMS (TOTAL)									
<i>CCV recovered outside the upper control limits for Se. Sample results are below the reporting limit. Data is reportable per the TNI standard.</i>									
SW-846 7470A (TOTAL)									
Mercury	NELAP	0.00006	0.00020		< 0.00020	mg/L	1	05/19/2023 8:44	206322



Client: Ramboll
Client Project: BAL-23Q2
Lab ID: 23050523-037
Matrix: GROUNDWATER

Work Order: 23050523
Report Date: 19-Jun-23
Client Sample ID: BAL_MW-393
Collection Date: 05/15/2023 15:43

Analyses	Certification	MDL	RL	Qual	Result	Units	DF	Date Analyzed	Batch
FIELD ELEVATION MEASUREMENTS									
Depth to water from measuring point	*	0	0		8.21	ft	1	05/15/2023 15:43	R329281
STANDARD METHODS 2130 B FIELD									
Turbidity	*	1.0	1.0		< 1.0	NTU	1	05/15/2023 15:43	R329281
STANDARD METHODS 18TH ED. 2580 B FIELD									
Oxidation-Reduction Potential	*	-300	-300		ND	mV	1	05/15/2023 15:43	R329281
STANDARD METHODS 2510 B FIELD									
Spec. Conductance, Field	*	0	0		4210	µS/cm	1	05/15/2023 15:43	R329281
STANDARD METHODS 2550 B FIELD									
Temperature	*	0	0		17.7	°C	1	05/15/2023 15:43	R329281
STANDARD METHODS 4500-O G FIELD									
Oxygen, Dissolved	*	0	0		1.12	mg/L	1	05/15/2023 15:43	R329281
SW-846 9040B FIELD									
pH	*	0	1.00		8.28		1	05/15/2023 15:43	R329281
STANDARD METHODS 2320 B (TOTAL) 1997, 2011									
Alkalinity, Bicarbonate (as CaCO3)	NELAP	0	0		880	mg/L	1	05/18/2023 12:27	R329009
STANDARD METHODS 2320 B 1997, 2011									
Alkalinity, Carbonate (as CaCO3)	NELAP	0	0		34	mg/L	1	05/18/2023 12:27	R329009
STANDARD METHODS 2540 C (TOTAL) 1997, 2011									
Total Dissolved Solids	NELAP	16	20		2290	mg/L	1	05/18/2023 10:13	R329081
SW-846 9036 (TOTAL)									
Sulfate	NELAP	31	50		123	mg/L	5	05/18/2023 14:27	R329045
SW-846 9214 (TOTAL)									
Fluoride	NELAP	0.37	1.00		8.42	mg/L	10	05/18/2023 12:27	R329012
SW-846 9251 (TOTAL)									
Chloride	NELAP	10	80		745	mg/L	20	05/19/2023 13:07	R329098
SW-846 3005A, 6010B, METALS BY ICP (TOTAL)									
Arsenic	NELAP	0.0087	0.0100		< 0.0100	mg/L	1	05/20/2023 0:46	206255
Barium	NELAP	0.0007	0.0025		0.0261	mg/L	1	05/20/2023 0:46	206255
Beryllium	NELAP	0.0002	0.0005		< 0.0005	mg/L	1	05/20/2023 0:46	206255
Boron	NELAP	0.0090	0.0200		1.72	mg/L	1	05/20/2023 0:46	206255
Cadmium	NELAP	0.0005	0.0020		< 0.0020	mg/L	1	05/20/2023 0:46	206255
Calcium	NELAP	0.0350	0.100		8.41	mg/L	1	05/20/2023 0:46	206255
Chromium	NELAP	0.0028	0.0050		< 0.0050	mg/L	1	05/20/2023 0:46	206255
Lead	NELAP	0.0040	0.0075		< 0.0075	mg/L	1	05/22/2023 12:37	206255
Lithium	NELAP	0.0019	0.0050		0.0442	mg/L	1	05/22/2023 12:37	206255
Magnesium	NELAP	0.0055	0.0500		4.17	mg/L	1	05/20/2023 0:46	206255
Molybdenum	NELAP	0.0037	0.0100		< 0.0100	mg/L	1	05/20/2023 0:46	206255
Potassium	NELAP	0.0400	0.100		3.23	mg/L	1	05/20/2023 0:46	206255
Sodium	NELAP	1.80	5.00		769	mg/L	100	05/22/2023 12:33	206255
SW-846 3005A, 6020A, METALS BY ICMS (TOTAL)									
Antimony	NELAP	0.0004	0.0010	J	0.0005	mg/L	5	05/17/2023 19:13	206255
Cobalt	NELAP	0.0001	0.0010		< 0.0010	mg/L	5	05/17/2023 19:13	206255
Selenium	NELAP	0.0006	0.0010		< 0.0010	mg/L	5	05/18/2023 22:32	206255
Thallium	NELAP	0.0010	0.0020		< 0.0020	mg/L	5	05/17/2023 19:13	206255



Client: Ramboll
Client Project: BAL-23Q2
Lab ID: 23050523-037
Matrix: GROUNDWATER

Work Order: 23050523
Report Date: 19-Jun-23
Client Sample ID: BAL_MW-393
Collection Date: 05/15/2023 15:43

Analyses	Certification	MDL	RL	Qual	Result	Units	DF	Date Analyzed	Batch
SW-846 7470A (TOTAL)									
Mercury	NELAP	0.00006	0.00020	J	0.00014	mg/L	1	05/18/2023 8:52	206267



Client: Ramboll
Client Project: BAL-23Q2
Lab ID: 23050523-038
Matrix: GROUNDWATER

Work Order: 23050523
Report Date: 19-Jun-23
Client Sample ID: BAL_MW-394
Collection Date: 05/15/2023 13:53

Analyses	Certification	MDL	RL	Qual	Result	Units	DF	Date Analyzed	Batch
FIELD ELEVATION MEASUREMENTS									
Depth to water from measuring point	*	0	0		6.27	ft	1	05/15/2023 13:53	R329281
STANDARD METHODS 2130 B FIELD									
Turbidity	*	1.0	1.0		< 1.0	NTU	1	05/15/2023 13:53	R329281
STANDARD METHODS 18TH ED. 2580 B FIELD									
Oxidation-Reduction Potential	*	-300	-300		-286	mV	1	05/15/2023 13:53	R329281
STANDARD METHODS 2510 B FIELD									
Spec. Conductance, Field	*	0	0		4090	µS/cm	1	05/15/2023 13:53	R329281
STANDARD METHODS 2550 B FIELD									
Temperature	*	0	0		17.7	°C	1	05/15/2023 13:53	R329281
STANDARD METHODS 4500-O G FIELD									
Oxygen, Dissolved	*	0	0		1.60	mg/L	1	05/15/2023 13:53	R329281
SW-846 9040B FIELD									
pH	*	0	1.00		8.08		1	05/15/2023 13:53	R329281
STANDARD METHODS 2320 B (TOTAL) 1997, 2011									
Alkalinity, Bicarbonate (as CaCO ₃)	NELAP	0	0		684	mg/L	1	05/18/2023 12:36	R329009
STANDARD METHODS 2320 B 1997, 2011									
Alkalinity, Carbonate (as CaCO ₃)	NELAP	0	0		0	mg/L	1	05/18/2023 12:36	R329009
STANDARD METHODS 2540 C (TOTAL) 1997, 2011									
Total Dissolved Solids	NELAP	16	20		1970	mg/L	1	05/18/2023 10:13	R329081
SW-846 9036 (TOTAL)									
Sulfate	NELAP	31	50		215	mg/L	5	05/18/2023 14:34	R329045
SW-846 9214 (TOTAL)									
Fluoride	NELAP	0.04	0.10		4.13	mg/L	1	05/18/2023 12:33	R329012
SW-846 9251 (TOTAL)									
Chloride	NELAP	10	80		614	mg/L	20	05/19/2023 13:12	R329098
SW-846 3005A, 6010B, METALS BY ICP (TOTAL)									
Arsenic	NELAP	0.0087	0.0100		< 0.0100	mg/L	1	05/20/2023 0:50	206255
Barium	NELAP	0.0007	0.0025		0.0315	mg/L	1	05/20/2023 0:50	206255
Beryllium	NELAP	0.0002	0.0005		< 0.0005	mg/L	1	05/20/2023 0:50	206255
Boron	NELAP	0.0090	0.0200		1.72	mg/L	1	05/20/2023 0:50	206255
Cadmium	NELAP	0.0005	0.0020		< 0.0020	mg/L	1	05/20/2023 0:50	206255
Calcium	NELAP	0.0350	0.100		20.8	mg/L	1	05/20/2023 0:50	206255
Chromium	NELAP	0.0028	0.0050		< 0.0050	mg/L	1	05/20/2023 0:50	206255
Lead	NELAP	0.0040	0.0075		< 0.0075	mg/L	1	05/22/2023 15:27	206255
Lithium	NELAP	0.0019	0.0050		0.0373	mg/L	1	05/22/2023 15:27	206255
Magnesium	NELAP	0.0055	0.0500		8.90	mg/L	1	05/20/2023 0:50	206255
Molybdenum	NELAP	0.0037	0.0100		< 0.0100	mg/L	1	05/20/2023 0:50	206255
Potassium	NELAP	0.0400	0.100		3.63	mg/L	1	05/20/2023 0:50	206255
Sodium	NELAP	1.80	5.00		812	mg/L	100	05/22/2023 15:24	206255
SW-846 3005A, 6020A, METALS BY ICMS (TOTAL)									
Antimony	NELAP	0.0004	0.0010	J	0.0005	mg/L	5	05/17/2023 19:19	206255
Cobalt	NELAP	0.0001	0.0010	J	0.0002	mg/L	5	05/17/2023 19:19	206255
Selenium	NELAP	0.0006	0.0010		< 0.0010	mg/L	5	05/18/2023 22:37	206255
Thallium	NELAP	0.0010	0.0020		< 0.0020	mg/L	5	05/17/2023 19:19	206255



Client: Ramboll
Client Project: BAL-23Q2
Lab ID: 23050523-038
Matrix: GROUNDWATER

Work Order: 23050523
Report Date: 19-Jun-23
Client Sample ID: BAL_MW-394
Collection Date: 05/15/2023 13:53

Analyses	Certification	MDL	RL	Qual	Result	Units	DF	Date Analyzed	Batch
SW-846 7470A (TOTAL)									
Mercury	NELAP	0.00006	0.00020		< 0.00020	mg/L	1	05/17/2023 12:54	206267



Client: Ramboll
Client Project: BAL-23Q2
Lab ID: 23050523-039
Matrix: GROUNDWATER

Work Order: 23050523
Report Date: 19-Jun-23
Client Sample ID: BAL_OW-156
Collection Date: 05/16/2023 12:47

Analyses	Certification	MDL	RL	Qual	Result	Units	DF	Date Analyzed	Batch
FIELD ELEVATION MEASUREMENTS									
Depth to water from measuring point	*	0	0		6.22	ft	1	05/16/2023 12:47	R329281



Client: Ramboll
Client Project: BAL-23Q2
Lab ID: 23050523-040
Matrix: GROUNDWATER

Work Order: 23050523
Report Date: 19-Jun-23
Client Sample ID: BAL_OW-157
Collection Date: 05/16/2023 16:15

Analyses	Certification	MDL	RL	Qual	Result	Units	DF	Date Analyzed	Batch
FIELD ELEVATION MEASUREMENTS									
Depth to water from measuring point	*	0	0		6.05	ft	1	05/16/2023 16:15	R329281



Client: Ramboll
Client Project: BAL-23Q2
Lab ID: 23050523-041
Matrix: GROUNDWATER

Work Order: 23050523
Report Date: 19-Jun-23
Client Sample ID: BAL_OW-256
Collection Date: 05/17/2023 11:16

Analyses	Certification	MDL	RL	Qual	Result	Units	DF	Date Analyzed	Batch
FIELD ELEVATION MEASUREMENTS									
Depth to water from measuring point	*	0	0		7.50	ft	1	05/17/2023 11:16	R329281
STANDARD METHODS 2130 B FIELD									
Turbidity	*	1.0	1.0		5.4	NTU	1	05/17/2023 11:16	R329281
STANDARD METHODS 18TH ED. 2580 B FIELD									
Oxidation-Reduction Potential	*	-300	-300		0	mV	1	05/17/2023 11:16	R329281
STANDARD METHODS 2510 B FIELD									
Spec. Conductance, Field	*	0	0		901	µS/cm	1	05/17/2023 11:16	R329281
STANDARD METHODS 2550 B FIELD									
Temperature	*	0	0		15.5	°C	1	05/17/2023 11:16	R329281
STANDARD METHODS 4500-O G FIELD									
Oxygen, Dissolved	*	0	0		0.77	mg/L	1	05/17/2023 11:16	R329281
SW-846 9040B FIELD									
pH	*	0	1.00		6.67		1	05/17/2023 11:16	R329281
STANDARD METHODS 2320 B (TOTAL) 1997, 2011									
Alkalinity, Bicarbonate (as CaCO ₃)	NELAP	0	0		311	mg/L	1	05/19/2023 12:34	R329075
STANDARD METHODS 2320 B 1997, 2011									
Alkalinity, Carbonate (as CaCO ₃)	NELAP	0	0		0	mg/L	1	05/19/2023 12:34	R329075
STANDARD METHODS 2540 C (TOTAL) 1997, 2011									
Total Dissolved Solids	NELAP	16	20		514	mg/L	1	05/22/2023 10:30	R329213
SW-846 9036 (TOTAL)									
Sulfate	NELAP	31	50		64	mg/L	5	05/21/2023 17:21	R329116
SW-846 9214 (TOTAL)									
Fluoride	NELAP	0.04	0.10		0.25	mg/L	1	05/19/2023 11:56	R329066
SW-846 9251 (TOTAL)									
Chloride	NELAP	5	40		54	mg/L	10	05/19/2023 13:20	R329098
SW-846 3005A, 6010B, METALS BY ICP (TOTAL)									
Arsenic	NELAP	0.0087	0.0100		< 0.0100	mg/L	1	05/19/2023 23:24	206326
Barium	NELAP	0.0007	0.0025		0.102	mg/L	1	05/19/2023 23:24	206326
Beryllium	NELAP	0.0002	0.0005		< 0.0005	mg/L	1	05/19/2023 23:24	206326
Boron	NELAP	0.0090	0.0200		0.187	mg/L	1	05/19/2023 23:24	206326
Cadmium	NELAP	0.0005	0.0020		< 0.0020	mg/L	1	05/19/2023 23:24	206326
Calcium	NELAP	0.0350	0.100		86.9	mg/L	1	05/19/2023 23:24	206326
Chromium	NELAP	0.0028	0.0050		< 0.0050	mg/L	1	05/19/2023 23:24	206326
Lead	NELAP	0.0040	0.0075		< 0.0075	mg/L	1	05/22/2023 20:46	206326
Lithium	NELAP	0.0019	0.0050		< 0.0050	mg/L	1	05/26/2023 20:45	206326
Magnesium	NELAP	0.0055	0.0500		34.6	mg/L	1	05/19/2023 23:24	206326
Molybdenum	NELAP	0.0037	0.0100		< 0.0100	mg/L	1	05/19/2023 23:24	206326
Potassium	NELAP	0.0400	0.100		1.07	mg/L	1	05/19/2023 23:24	206326
Sodium	NELAP	0.0180	0.0500		58.2	mg/L	1	05/19/2023 23:24	206326
SW-846 3005A, 6020A, METALS BY ICMS (TOTAL)									
Antimony	NELAP	0.0004	0.0010		< 0.0010	mg/L	5	05/22/2023 16:31	206326
Cobalt	NELAP	0.0001	0.0010		0.0015	mg/L	5	05/19/2023 20:09	206326
Selenium	NELAP	0.0006	0.0010		< 0.0010	mg/L	5	05/22/2023 16:31	206326
Thallium	NELAP	0.0010	0.0020		< 0.0020	mg/L	5	05/19/2023 20:09	206326



Client: Ramboll
Client Project: BAL-23Q2
Lab ID: 23050523-041
Matrix: GROUNDWATER

Work Order: 23050523
Report Date: 19-Jun-23
Client Sample ID: BAL_OW-256
Collection Date: 05/17/2023 11:16

Analyses	Certification	MDL	RL	Qual	Result	Units	DF	Date Analyzed	Batch
SW-846 7470A (TOTAL)									
Mercury	NELAP	0.00006	0.00020		< 0.00020	mg/L	1	05/19/2023 8:46	206322



Client: Ramboll
Client Project: BAL-23Q2
Lab ID: 23050523-042
Matrix: GROUNDWATER

Work Order: 23050523
Report Date: 19-Jun-23
Client Sample ID: BAL_OW-257
Collection Date: 05/17/2023 12:50

Analyses	Certification	MDL	RL	Qual	Result	Units	DF	Date Analyzed	Batch
FIELD ELEVATION MEASUREMENTS									
Depth to water from measuring point	*	0	0		5.14	ft	1	05/17/2023 12:50	R329281
STANDARD METHODS 2130 B FIELD									
Turbidity	*	1.0	1.0		110	NTU	1	05/17/2023 12:50	R329281
STANDARD METHODS 18TH ED. 2580 B FIELD									
Oxidation-Reduction Potential	*	-300	-300		-66	mV	1	05/17/2023 12:50	R329281
STANDARD METHODS 2510 B FIELD									
Spec. Conductance, Field	*	0	0		1210	µS/cm	1	05/17/2023 12:50	R329281
STANDARD METHODS 2550 B FIELD									
Temperature	*	0	0		14.7	°C	1	05/17/2023 12:50	R329281
STANDARD METHODS 4500-O G FIELD									
Oxygen, Dissolved	*	0	0		0.90	mg/L	1	05/17/2023 12:50	R329281
SW-846 9040B FIELD									
pH	*	0	1.00		6.83		1	05/17/2023 12:50	R329281
STANDARD METHODS 2320 B (TOTAL) 1997, 2011									
Alkalinity, Bicarbonate (as CaCO ₃)	NELAP	0	0		645	mg/L	1	05/19/2023 12:40	R329075
STANDARD METHODS 2320 B 1997, 2011									
Alkalinity, Carbonate (as CaCO ₃)	NELAP	0	0		0	mg/L	1	05/19/2023 12:40	R329075
STANDARD METHODS 2540 C (TOTAL) 1997, 2011									
Total Dissolved Solids	NELAP	80	100		1270	mg/L	5	05/22/2023 11:14	R329213
SW-846 9036 (TOTAL)									
Sulfate	NELAP	61	100		118	mg/L	10	05/19/2023 13:28	R329097
SW-846 9214 (TOTAL)									
Fluoride	NELAP	0.04	0.10		0.37	mg/L	1	05/19/2023 13:26	R329066
SW-846 9251 (TOTAL)									
Chloride	NELAP	1	4		7	mg/L	1	05/19/2023 13:23	R329098
SW-846 3005A, 6010B, METALS BY ICP (TOTAL)									
Arsenic	NELAP	0.0087	0.0100		0.103	mg/L	1	05/19/2023 23:28	206326
Barium	NELAP	0.0007	0.0025		0.975	mg/L	1	05/19/2023 23:28	206326
Beryllium	NELAP	0.0002	0.0005		0.0097	mg/L	1	05/19/2023 23:28	206326
Boron	NELAP	0.0090	0.0200		0.490	mg/L	1	05/19/2023 23:28	206326
Cadmium	NELAP	0.0005	0.0020		0.0045	mg/L	1	05/19/2023 23:28	206326
Calcium	NELAP	0.0350	0.100		366	mg/L	1	05/19/2023 23:28	206326
Chromium	NELAP	0.0028	0.0050		0.214	mg/L	1	05/19/2023 23:28	206326
Lead	NELAP	0.0040	0.0075		0.214	mg/L	1	05/22/2023 20:54	206326
Lithium	NELAP	0.0019	0.0050		0.207	mg/L	1	05/26/2023 20:52	206326
Magnesium	NELAP	0.0055	0.0500		163	mg/L	1	05/19/2023 23:28	206326
Molybdenum	NELAP	0.0037	0.010	J	0.0065	mg/L	1	05/19/2023 23:28	206326
Potassium	NELAP	0.400	1.00	B	19.3	mg/L	10	05/26/2023 20:49	206326
Sodium	NELAP	0.0180	0.0500		93.0	mg/L	1	05/19/2023 23:28	206326
<i>Sample result for K exceeds 10 times the method blank contamination. Data is reportable per the TNI Standard.</i>									
SW-846 3005A, 6020A, METALS BY ICPMS (TOTAL)									
Antimony	NELAP	0.0022	0.0050		< 0.0050	mg/L	25	05/23/2023 8:40	206326
Cobalt	NELAP	0.0006	0.0050		0.203	mg/L	25	05/23/2023 8:40	206326
Selenium	NELAP	0.0006	0.0010		< 0.0010	mg/L	5	05/22/2023 18:28	206326
Thallium	NELAP	0.0048	0.0100		< 0.0100	mg/L	25	05/23/2023 8:40	206326



Client: Ramboll
Client Project: BAL-23Q2
Lab ID: 23050523-042
Matrix: GROUNDWATER

Work Order: 23050523
Report Date: 19-Jun-23
Client Sample ID: BAL_OW-257
Collection Date: 05/17/2023 12:50

Analyses	Certification	MDL	RL	Qual	Result	Units	DF	Date Analyzed	Batch
SW-846 3005A, 6020A, METALS BY ICPMS (TOTAL)									
<i>Elevated reporting limit due to matrix interference.</i>									
<i>CCV recovered outside the upper control limits for Se. Sample results are below the reporting limit. Data is reportable per the TNI standard.</i>									
SW-846 7470A (TOTAL)									
Mercury	NELAP	0.00006	0.00020	J	0.00014	mg/L	1	05/19/2023 8:48	206322



Client: Ramboll
Client Project: BAL-23Q2

Work Order: 23050523
Report Date: 19-Jun-23

Lab ID: 23050523-043

Client Sample ID: BAL_PZ-169

Matrix: GROUNDWATER

Collection Date: 05/16/2023 13:43

Analyses	Certification	MDL	RL	Qual	Result	Units	DF	Date Analyzed	Batch
FIELD ELEVATION MEASUREMENTS									
Depth to water from measuring point	*	0	0		10.79	ft	1	05/16/2023 13:43	R329281



Client: Ramboll
Client Project: BAL-23Q2
Lab ID: 23050523-044
Matrix: GROUNDWATER

Work Order: 23050523
Report Date: 19-Jun-23
Client Sample ID: BAL_PZ-170
Collection Date: 05/17/2023 11:53

Analyses	Certification	MDL	RL	Qual	Result	Units	DF	Date Analyzed	Batch
FIELD ELEVATION MEASUREMENTS									
Depth to water from measuring point	*	0	0		15.11	ft	1	05/17/2023 11:53	R329281
STANDARD METHODS 2130 B FIELD									
Turbidity	*	1.0	1.0		3.7	NTU	1	05/17/2023 11:53	R329281
STANDARD METHODS 18TH ED. 2580 B FIELD									
Oxidation-Reduction Potential	*	-300	-300		-67	mV	1	05/17/2023 11:53	R329281
STANDARD METHODS 2510 B FIELD									
Spec. Conductance, Field	*	0	0		1750	µS/cm	1	05/17/2023 11:53	R329281
STANDARD METHODS 2550 B FIELD									
Temperature	*	0	0		15.9	°C	1	05/17/2023 11:53	R329281
STANDARD METHODS 4500-O G FIELD									
Oxygen, Dissolved	*	0	0		0.93	mg/L	1	05/17/2023 11:53	R329281
SW-846 9040B FIELD									
pH	*	0	1.00		6.52		1	05/17/2023 11:53	R329281
STANDARD METHODS 2320 B (TOTAL) 1997, 2011									
Alkalinity, Bicarbonate (as CaCO ₃)	NELAP	0	0		422	mg/L	1	05/19/2023 12:48	R329075
STANDARD METHODS 2320 B 1997, 2011									
Alkalinity, Carbonate (as CaCO ₃)	NELAP	0	0		0	mg/L	1	05/19/2023 12:48	R329075
STANDARD METHODS 2540 C (TOTAL) 1997, 2011									
Total Dissolved Solids	NELAP	16	20		730	mg/L	1	05/22/2023 11:15	R329213
SW-846 9036 (TOTAL)									
Sulfate	NELAP	61	100		170	mg/L	10	05/19/2023 13:36	R329097
SW-846 9214 (TOTAL)									
Fluoride	NELAP	0.04	0.10		0.18	mg/L	1	05/19/2023 11:59	R329066
SW-846 9251 (TOTAL)									
Chloride	NELAP	1	4		35	mg/L	1	05/19/2023 13:31	R329098
SW-846 3005A, 6010B, METALS BY ICP (TOTAL)									
Arsenic	NELAP	0.0087	0.0100		< 0.0100	mg/L	1	05/19/2023 23:32	206326
Barium	NELAP	0.0007	0.0025		0.0975	mg/L	1	05/19/2023 23:32	206326
Beryllium	NELAP	0.0002	0.0005		< 0.0005	mg/L	1	05/19/2023 23:32	206326
Boron	NELAP	0.0090	0.0200		0.267	mg/L	1	05/19/2023 23:32	206326
Cadmium	NELAP	0.0005	0.0020		< 0.0020	mg/L	1	05/19/2023 23:32	206326
Calcium	NELAP	0.0350	0.100		200	mg/L	1	05/19/2023 23:32	206326
Chromium	NELAP	0.0028	0.0050		< 0.0050	mg/L	1	05/19/2023 23:32	206326
Lead	NELAP	0.0040	0.0075		< 0.0075	mg/L	1	05/22/2023 20:57	206326
Lithium	NELAP	0.0019	0.0050		0.0291	mg/L	1	05/31/2023 13:07	206326
Magnesium	NELAP	0.0055	0.0500		81.5	mg/L	1	05/19/2023 23:32	206326
Molybdenum	NELAP	0.0037	0.0100		< 0.0100	mg/L	1	05/19/2023 23:32	206326
Potassium	NELAP	0.0400	0.100		1.33	mg/L	1	05/19/2023 23:32	206326
Sodium	NELAP	0.0180	0.0500		99.4	mg/L	1	05/19/2023 23:32	206326
SW-846 3005A, 6020A, METALS BY ICMS (TOTAL)									
Antimony	NELAP	0.0004	0.0010	J	0.0007	mg/L	5	05/22/2023 18:34	206326
Cobalt	NELAP	0.0001	0.0010		0.0046	mg/L	5	05/19/2023 20:20	206326
Selenium	NELAP	0.0006	0.0010		< 0.0010	mg/L	5	05/22/2023 18:34	206326
Thallium	NELAP	0.0010	0.0020		< 0.0020	mg/L	5	05/19/2023 20:20	206326

CCV recovered outside the upper control limits for Se. Sample results are below the reporting limit. Data is reportable per the TNI standard.



Client: Ramboll
Client Project: BAL-23Q2
Lab ID: 23050523-044
Matrix: GROUNDWATER

Work Order: 23050523
Report Date: 19-Jun-23
Client Sample ID: BAL_PZ-170
Collection Date: 05/17/2023 11:53

Analyses	Certification	MDL	RL	Qual	Result	Units	DF	Date Analyzed	Batch
SW-846 7470A (TOTAL)									
Mercury	NELAP	0.00006	0.00020		< 0.00020	mg/L	1	05/19/2023 8:50	206322



Client: Ramboll
Client Project: BAL-23Q2
Lab ID: 23050523-045
Matrix: GROUNDWATER

Work Order: 23050523
Report Date: 19-Jun-23
Client Sample ID: BAL_PZ-182
Collection Date: 05/17/2023 14:21

Analyses	Certification	MDL	RL	Qual	Result	Units	DF	Date Analyzed	Batch
FIELD ELEVATION MEASUREMENTS									
Depth to water from measuring point	*	0	0		16.91	ft	1	05/17/2023 14:21	R329281
STANDARD METHODS 2130 B FIELD									
Turbidity	*	1.0	1.0		36	NTU	1	05/17/2023 14:21	R329281
STANDARD METHODS 18TH ED. 2580 B FIELD									
Oxidation-Reduction Potential	*	-300	-300		-67	mV	1	05/17/2023 14:21	R329281
STANDARD METHODS 2510 B FIELD									
Spec. Conductance, Field	*	0	0		1160	µS/cm	1	05/17/2023 14:21	R329281
STANDARD METHODS 2550 B FIELD									
Temperature	*	0	0		15.4	°C	1	05/17/2023 14:21	R329281
STANDARD METHODS 4500-O G FIELD									
Oxygen, Dissolved	*	0	0		0.73	mg/L	1	05/17/2023 14:21	R329281
SW-846 9040B FIELD									
pH	*	0	1.00		6.63		1	05/17/2023 14:21	R329281
STANDARD METHODS 2320 B (TOTAL) 1997, 2011									
Alkalinity, Bicarbonate (as CaCO ₃)	NELAP	0	0		614	mg/L	1	05/19/2023 12:55	R329075
STANDARD METHODS 2320 B 1997, 2011									
Alkalinity, Carbonate (as CaCO ₃)	NELAP	0	0		0	mg/L	1	05/19/2023 12:55	R329075
STANDARD METHODS 2540 C (TOTAL) 1997, 2011									
Total Dissolved Solids	NELAP	16	20		1120	mg/L	1	05/22/2023 11:15	R329213
SW-846 9036 (TOTAL)									
Sulfate	NELAP	61	100		254	mg/L	10	05/19/2023 13:58	R329097
SW-846 9214 (TOTAL)									
Fluoride	NELAP	0.04	0.10		0.19	mg/L	1	05/19/2023 13:28	R329066
SW-846 9251 (TOTAL)									
Chloride	NELAP	5	40		88	mg/L	10	05/19/2023 13:58	R329098
SW-846 3005A, 6010B, METALS BY ICP (TOTAL)									
Arsenic	NELAP	0.0087	0.0100		< 0.0100	mg/L	1	05/19/2023 23:54	206326
Barium	NELAP	0.0007	0.0025		0.0692	mg/L	1	05/19/2023 23:54	206326
Beryllium	NELAP	0.0002	0.0005		< 0.0005	mg/L	1	05/19/2023 23:54	206326
Boron	NELAP	0.0090	0.0200		0.484	mg/L	1	05/19/2023 23:54	206326
Cadmium	NELAP	0.0005	0.0020		< 0.0020	mg/L	1	05/19/2023 23:54	206326
Calcium	NELAP	0.0350	0.100	S	143	mg/L	1	05/19/2023 23:54	206326
Chromium	NELAP	0.0028	0.0050		< 0.0050	mg/L	1	05/19/2023 23:54	206326
Lead	NELAP	0.0040	0.0075		< 0.0075	mg/L	1	05/22/2023 21:27	206326
Lithium	NELAP	0.0019	0.0050		0.0069	mg/L	1	05/26/2023 21:00	206326
Magnesium	NELAP	0.0055	0.0500	S	55.5	mg/L	1	05/19/2023 23:54	206326
Molybdenum	NELAP	0.0037	0.0100		< 0.0100	mg/L	1	05/19/2023 23:54	206326
Potassium	NELAP	0.0400	0.100		0.514	mg/L	1	05/19/2023 23:54	206326
Sodium	NELAP	0.0180	0.0500	S	44.5	mg/L	1	05/19/2023 23:54	206326
<i>Matrix spike control limits are not applicable due to high sample/spike ratio.</i>									
SW-846 3005A, 6020A, METALS BY ICPMS (TOTAL)									
Antimony	NELAP	0.0004	0.0010		< 0.0010	mg/L	5	05/22/2023 16:36	206326
Cobalt	NELAP	0.0001	0.0010	J	0.0008	mg/L	5	05/19/2023 21:12	206326
Selenium	NELAP	0.0006	0.0010		< 0.0010	mg/L	5	05/22/2023 16:36	206326
Thallium	NELAP	0.0010	0.0020		< 0.0020	mg/L	5	05/19/2023 21:12	206326



Client: Ramboll
Client Project: BAL-23Q2
Lab ID: 23050523-045
Matrix: GROUNDWATER

Work Order: 23050523
Report Date: 19-Jun-23
Client Sample ID: BAL_PZ-182
Collection Date: 05/17/2023 14:21

Analyses	Certification	MDL	RL	Qual	Result	Units	DF	Date Analyzed	Batch
SW-846 7470A (TOTAL)									
Mercury	NELAP	0.00006	0.00020		< 0.00020	mg/L	1	05/19/2023 8:53	206322



Client: Ramboll
Client Project: BAL-23Q2
Lab ID: 23050523-046
Matrix: GROUNDWATER

Work Order: 23050523
Report Date: 19-Jun-23
Client Sample ID: BAL_TPZ-159
Collection Date: 06/02/2023 10:12

Analyses	Certification	MDL	RL	Qual	Result	Units	DF	Date Analyzed	Batch
FIELD ELEVATION MEASUREMENTS									
Depth to water from measuring point	*	0	0		3.99	ft	1	06/02/2023 10:12	R329281



Client: Ramboll
Client Project: BAL-23Q2
Lab ID: 23050523-047
Matrix: GROUNDWATER

Work Order: 23050523
Report Date: 19-Jun-23
Client Sample ID: BAL_TPZ-164_pore
Collection Date: 05/23/2023 12:29

Analyses	Certification	MDL	RL	Qual	Result	Units	DF	Date Analyzed	Batch
FIELD ELEVATION MEASUREMENTS									
Depth to water from measuring point	*	0	0		3.91	ft	1	05/23/2023 12:29	R329281



Client: Ramboll
Client Project: BAL-23Q2
Lab ID: 23050523-048
Matrix: GROUNDWATER

Work Order: 23050523
Report Date: 19-Jun-23
Client Sample ID: BAL_XPW01
Collection Date: 05/23/2023 14:03

Analyses	Certification	MDL	RL	Qual	Result	Units	DF	Date Analyzed	Batch
FIELD ELEVATION MEASUREMENTS									
Depth to water from measuring point	*	0	0		10.30	ft	1	05/23/2023 14:03	R329281
STANDARD METHODS 2130 B FIELD									
Turbidity	*	1.0	1.0		4.1	NTU	1	05/23/2023 14:03	R329281
STANDARD METHODS 18TH ED. 2580 B FIELD									
Oxidation-Reduction Potential	*	-300	-300		-6	mV	1	05/23/2023 14:03	R329281
STANDARD METHODS 2510 B FIELD									
Spec. Conductance, Field	*	0	0		401	µS/cm	1	05/23/2023 14:03	R329281
STANDARD METHODS 2550 B FIELD									
Temperature	*	0	0		16.1	°C	1	05/23/2023 14:03	R329281
STANDARD METHODS 4500-O G FIELD									
Oxygen, Dissolved	*	0	0		1.56	mg/L	1	05/23/2023 14:03	R329281
SW-846 9040B FIELD									
pH	*	0	1.00		7.00		1	05/23/2023 14:03	R329281
STANDARD METHODS 2320 B (TOTAL) 1997, 2011									
Alkalinity, Bicarbonate (as CaCO3)	NELAP	0	0		163	mg/L	1	05/26/2023 11:18	R329438
STANDARD METHODS 2320 B 1997, 2011									
Alkalinity, Carbonate (as CaCO3)	NELAP	0	0		0	mg/L	1	05/26/2023 11:18	R329438
STANDARD METHODS 2540 C (TOTAL) 1997, 2011									
Total Dissolved Solids	NELAP	16	20		316	mg/L	1	05/27/2023 9:24	R329514
SW-846 9036 (TOTAL)									
Sulfate	NELAP	12	20		62	mg/L	2	05/28/2023 0:22	R329494
SW-846 9214 (TOTAL)									
Fluoride	NELAP	0.04	0.10		0.62	mg/L	1	05/26/2023 12:22	R329437
SW-846 9251 (TOTAL)									
Chloride	NELAP	1	4		21	mg/L	1	05/25/2023 17:24	R329395
SW-846 3005A, 6010B, METALS BY ICP (TOTAL)									
Arsenic	NELAP	0.0087	0.0100		< 0.0100	mg/L	1	05/25/2023 21:09	206553
Barium	NELAP	0.0007	0.0025		0.0743	mg/L	1	05/25/2023 21:09	206553
Beryllium	NELAP	0.0002	0.0005		< 0.0005	mg/L	1	05/25/2023 21:09	206553
Boron	NELAP	0.0090	0.0200		0.649	mg/L	1	05/26/2023 22:18	206553
Cadmium	NELAP	0.0005	0.0020		< 0.0020	mg/L	1	05/25/2023 21:09	206553
Calcium	NELAP	0.0360	0.100		55.1	mg/L	1	05/26/2023 22:18	206553
Chromium	NELAP	0.0028	0.0050		< 0.0050	mg/L	1	05/25/2023 21:09	206553
Lead	NELAP	0.0040	0.0075		< 0.0075	mg/L	1	05/25/2023 21:09	206553
Lithium	NELAP	0.0019	0.0050		0.0083	mg/L	1	05/25/2023 21:09	206553
Magnesium	NELAP	0.0055	0.0500		14.1	mg/L	1	05/25/2023 21:09	206553
Molybdenum	NELAP	0.0037	0.0100		0.0342	mg/L	1	05/25/2023 21:09	206553
Potassium	NELAP	0.0400	0.100		6.14	mg/L	1	05/25/2023 21:09	206553
Sodium	NELAP	0.0180	0.0500		25.0	mg/L	1	05/25/2023 21:09	206553
SW-846 3005A, 6020A, METALS BY ICMS (TOTAL)									
Antimony	NELAP	0.0004	0.0010		< 0.0010	mg/L	5	05/27/2023 10:00	206553
Cobalt	NELAP	0.0001	0.0010	J	0.0003	mg/L	5	05/27/2023 10:00	206553
Selenium	NELAP	0.0006	0.0010		< 0.0010	mg/L	5	05/27/2023 10:00	206553
Thallium	NELAP	0.0010	0.0020		< 0.0020	mg/L	5	05/27/2023 10:00	206553



Client: Ramboll
Client Project: BAL-23Q2
Lab ID: 23050523-048
Matrix: GROUNDWATER

Work Order: 23050523
Report Date: 19-Jun-23
Client Sample ID: BAL_XPW01
Collection Date: 05/23/2023 14:03

Analyses	Certification	MDL	RL	Qual	Result	Units	DF	Date Analyzed	Batch
SW-846 7470A (TOTAL)									
Mercury	NELAP	0.00006	0.00020		< 0.00020	mg/L	1	05/25/2023 10:46	206550



Client: Ramboll
Client Project: BAL-23Q2
Lab ID: 23050523-049
Matrix: GROUNDWATER

Work Order: 23050523
Report Date: 19-Jun-23
Client Sample ID: BAL_XPW02
Collection Date: 05/23/2023 10:55

Analyses	Certification	MDL	RL	Qual	Result	Units	DF	Date Analyzed	Batch
FIELD ELEVATION MEASUREMENTS									
Depth to water from measuring point	*	0	0		4.75	ft	1	05/23/2023 10:55	R329281
STANDARD METHODS 2130 B FIELD									
Turbidity	*	1.0	1.0		6.4	NTU	1	05/23/2023 10:55	R329281
STANDARD METHODS 18TH ED. 2580 B FIELD									
Oxidation-Reduction Potential	*	-300	-300		-56	mV	1	05/23/2023 10:55	R329281
STANDARD METHODS 2510 B FIELD									
Spec. Conductance, Field	*	0	0		678	µS/cm	1	05/23/2023 10:55	R329281
STANDARD METHODS 2550 B FIELD									
Temperature	*	0	0		16.5	°C	1	05/23/2023 10:55	R329281
STANDARD METHODS 4500-O G FIELD									
Oxygen, Dissolved	*	0	0		0.76	mg/L	1	05/23/2023 10:55	R329281
SW-846 9040B FIELD									
pH	*	0	1.00		7.05		1	05/23/2023 10:55	R329281
STANDARD METHODS 2320 B (TOTAL) 1997, 2011									
Alkalinity, Bicarbonate (as CaCO3)	NELAP	0	0		359	mg/L	1	05/26/2023 11:29	R329438
STANDARD METHODS 2320 B 1997, 2011									
Alkalinity, Carbonate (as CaCO3)	NELAP	0	0		0	mg/L	1	05/26/2023 11:29	R329438
STANDARD METHODS 2540 C (TOTAL) 1997, 2011									
Total Dissolved Solids	NELAP	40	50		525	mg/L	2.5	05/27/2023 8:44	R329514
SW-846 9036 (TOTAL)									
Sulfate	NELAP	6	10		41	mg/L	1	05/25/2023 17:30	R329383
SW-846 9214 (TOTAL)									
Fluoride	NELAP	0.04	0.10		0.50	mg/L	1	05/26/2023 12:24	R329437
SW-846 9251 (TOTAL)									
Chloride	NELAP	1	4		36	mg/L	1	05/25/2023 17:32	R329395
SW-846 3005A, 6010B, METALS BY ICP (TOTAL)									
Arsenic	NELAP	0.0087	0.0100		0.0100	mg/L	1	05/25/2023 21:13	206553
Barium	NELAP	0.0007	0.0025		0.185	mg/L	1	05/25/2023 21:13	206553
Beryllium	NELAP	0.0002	0.0005		< 0.0005	mg/L	1	05/25/2023 21:13	206553
Boron	NELAP	0.0090	0.0200		1.08	mg/L	1	05/26/2023 22:22	206553
Cadmium	NELAP	0.0005	0.0020		< 0.0020	mg/L	1	05/25/2023 21:13	206553
Calcium	NELAP	0.0360	0.100		101	mg/L	1	05/26/2023 22:22	206553
Chromium	NELAP	0.0028	0.0050		< 0.0050	mg/L	1	05/25/2023 21:13	206553
Lead	NELAP	0.0040	0.0075		< 0.0075	mg/L	1	05/25/2023 21:13	206553
Lithium	NELAP	0.0019	0.0050		0.0147	mg/L	1	05/25/2023 21:13	206553
Magnesium	NELAP	0.0055	0.0500		23.8	mg/L	1	05/25/2023 21:13	206553
Molybdenum	NELAP	0.0037	0.0100		0.0328	mg/L	1	05/25/2023 21:13	206553
Potassium	NELAP	0.0400	0.100		7.86	mg/L	1	05/25/2023 21:13	206553
Sodium	NELAP	0.0180	0.0500		46.9	mg/L	1	05/25/2023 21:13	206553
SW-846 3005A, 6020A, METALS BY ICMS (TOTAL)									
Antimony	NELAP	0.0004	0.0010		< 0.0010	mg/L	5	05/27/2023 10:06	206553
Cobalt	NELAP	0.0001	0.0010	J	0.0003	mg/L	5	05/27/2023 10:06	206553
Selenium	NELAP	0.0006	0.0010		< 0.0010	mg/L	5	05/27/2023 10:06	206553
Thallium	NELAP	0.0010	0.0020		< 0.0020	mg/L	5	05/27/2023 10:06	206553



Client: Ramboll
Client Project: BAL-23Q2
Lab ID: 23050523-049
Matrix: GROUNDWATER

Work Order: 23050523
Report Date: 19-Jun-23
Client Sample ID: BAL_XPW02
Collection Date: 05/23/2023 10:55

Analyses	Certification	MDL	RL	Qual	Result	Units	DF	Date Analyzed	Batch
SW-846 7470A (TOTAL)									
Mercury	NELAP	0.00006	0.00020		< 0.00020	mg/L	1	05/25/2023 10:48	206550



Client: Ramboll
Client Project: BAL-23Q2
Lab ID: 23050523-050
Matrix: GROUNDWATER

Work Order: 23050523
Report Date: 19-Jun-23
Client Sample ID: BAL_XPW04
Collection Date: 05/23/2023 13:03

Analyses	Certification	MDL	RL	Qual	Result	Units	DF	Date Analyzed	Batch
FIELD ELEVATION MEASUREMENTS									
Depth to water from measuring point	*	0	0		8.19	ft	1	05/23/2023 13:03	R329281
STANDARD METHODS 2130 B FIELD									
Turbidity	*	1.0	1.0		4.8	NTU	1	05/23/2023 13:03	R329281
STANDARD METHODS 18TH ED. 2580 B FIELD									
Oxidation-Reduction Potential	*	-300	-300		-36	mV	1	05/23/2023 13:03	R329281
STANDARD METHODS 2510 B FIELD									
Spec. Conductance, Field	*	0	0		630	µS/cm	1	05/23/2023 13:03	R329281
STANDARD METHODS 2550 B FIELD									
Temperature	*	0	0		14.7	°C	1	05/23/2023 13:03	R329281
STANDARD METHODS 4500-O G FIELD									
Oxygen, Dissolved	*	0	0		2.29	mg/L	1	05/23/2023 13:03	R329281
SW-846 9040B FIELD									
pH	*	0	1.00		8.23		1	05/23/2023 13:03	R329281
STANDARD METHODS 2320 B (TOTAL) 1997, 2011									
Alkalinity, Bicarbonate (as CaCO ₃)	NELAP	0	0		191	mg/L	1	05/26/2023 11:51	R329438
STANDARD METHODS 2320 B 1997, 2011									
Alkalinity, Carbonate (as CaCO ₃)	NELAP	0	0		9	mg/L	1	05/26/2023 11:51	R329438
STANDARD METHODS 2540 C (TOTAL) 1997, 2011									
Total Dissolved Solids	NELAP	16	20		488	mg/L	1	05/27/2023 8:44	R329514
SW-846 9036 (TOTAL)									
Sulfate	NELAP	61	100		173	mg/L	10	05/25/2023 17:58	R329383
SW-846 9214 (TOTAL)									
Fluoride	NELAP	0.04	0.10		0.33	mg/L	1	05/26/2023 12:37	R329437
SW-846 9251 (TOTAL)									
Chloride	NELAP	1	4		45	mg/L	1	05/25/2023 17:40	R329395
SW-846 3005A, 6010B, METALS BY ICP (TOTAL)									
Arsenic	NELAP	0.0087	0.0100		< 0.0100	mg/L	1	05/25/2023 21:17	206553
Barium	NELAP	0.0007	0.0025		0.172	mg/L	1	05/25/2023 21:17	206553
Beryllium	NELAP	0.0002	0.0005		< 0.0005	mg/L	1	05/25/2023 21:17	206553
Boron	NELAP	0.0090	0.0200		0.921	mg/L	1	05/26/2023 22:29	206553
Cadmium	NELAP	0.0005	0.0020		< 0.0020	mg/L	1	05/25/2023 21:17	206553
Calcium	NELAP	0.360	1.00		56.2	mg/L	10	05/26/2023 22:25	206553
Chromium	NELAP	0.0028	0.0050		< 0.0050	mg/L	1	05/25/2023 21:17	206553
Lead	NELAP	0.0040	0.0075		< 0.0075	mg/L	1	05/25/2023 21:17	206553
Lithium	NELAP	0.0019	0.0050		0.0056	mg/L	1	05/25/2023 21:17	206553
Magnesium	NELAP	0.0055	0.0500		29.5	mg/L	1	05/25/2023 21:17	206553
Molybdenum	NELAP	0.0037	0.0100		0.0259	mg/L	1	05/25/2023 21:17	206553
Potassium	NELAP	0.400	1.00		10.4	mg/L	10	05/26/2023 22:25	206553
Sodium	NELAP	0.0180	0.0500		66.4	mg/L	1	05/25/2023 21:17	206553
SW-846 3005A, 6020A, METALS BY ICMS (TOTAL)									
Antimony	NELAP	0.0004	0.0010		< 0.0010	mg/L	5	05/27/2023 11:14	206553
Cobalt	NELAP	0.0001	0.0010	J	0.0006	mg/L	5	05/27/2023 11:14	206553
Selenium	NELAP	0.0006	0.0010		< 0.0010	mg/L	5	05/27/2023 11:14	206553
Thallium	NELAP	0.0010	0.0020		< 0.0020	mg/L	5	05/27/2023 11:14	206553



Client: Ramboll
Client Project: BAL-23Q2
Lab ID: 23050523-050
Matrix: GROUNDWATER

Work Order: 23050523
Report Date: 19-Jun-23
Client Sample ID: BAL_XPW04
Collection Date: 05/23/2023 13:03

Analyses	Certification	MDL	RL	Qual	Result	Units	DF	Date Analyzed	Batch
SW-846 7470A (TOTAL)									
Mercury	NELAP	0.00006	0.00020		< 0.00020	mg/L	1	05/25/2023 10:55	206550



Client: Ramboll
Client Project: BAL-23Q2
Lab ID: 23050523-051
Matrix: GROUNDWATER

Work Order: 23050523
Report Date: 19-Jun-23
Client Sample ID: BAL_XPW05
Collection Date: 05/23/2023 11:42

Analyses	Certification	MDL	RL	Qual	Result	Units	DF	Date Analyzed	Batch
FIELD ELEVATION MEASUREMENTS									
Depth to water from measuring point	*	0	0		4.69	ft	1	05/23/2023 11:42	R329281
STANDARD METHODS 2130 B FIELD									
Turbidity	*	1.0	1.0		4.3	NTU	1	05/23/2023 11:42	R329281
STANDARD METHODS 18TH ED. 2580 B FIELD									
Oxidation-Reduction Potential	*	-300	-300		-76	mV	1	05/23/2023 11:42	R329281
STANDARD METHODS 2510 B FIELD									
Spec. Conductance, Field	*	0	0		589	µS/cm	1	05/23/2023 11:42	R329281
STANDARD METHODS 2550 B FIELD									
Temperature	*	0	0		17.9	°C	1	05/23/2023 11:42	R329281
STANDARD METHODS 4500-O G FIELD									
Oxygen, Dissolved	*	0	0		0.70	mg/L	1	05/23/2023 11:42	R329281
SW-846 9040B FIELD									
pH	*	0	1.00		7.16		1	05/23/2023 11:42	R329281
STANDARD METHODS 2320 B (TOTAL) 1997, 2011									
Alkalinity, Bicarbonate (as CaCO ₃)	NELAP	0	0		218	mg/L	1	05/26/2023 11:57	R329438
STANDARD METHODS 2320 B 1997, 2011									
Alkalinity, Carbonate (as CaCO ₃)	NELAP	0	0		0	mg/L	1	05/26/2023 11:57	R329438
STANDARD METHODS 2540 C (TOTAL) 1997, 2011									
Total Dissolved Solids	NELAP	16	20		428	mg/L	1	05/27/2023 8:45	R329514
SW-846 9036 (TOTAL)									
Sulfate	NELAP	61	100		110	mg/L	10	05/25/2023 18:06	R329383
SW-846 9214 (TOTAL)									
Fluoride	NELAP	0.04	0.10		0.54	mg/L	1	05/26/2023 12:39	R329437
SW-846 9251 (TOTAL)									
Chloride	NELAP	1	4		47	mg/L	1	05/25/2023 18:01	R329395
SW-846 3005A, 6010B, METALS BY ICP (TOTAL)									
Arsenic	NELAP	0.0087	0.010	J	0.0093	mg/L	1	05/25/2023 21:20	206553
Barium	NELAP	0.0007	0.0025		0.212	mg/L	1	05/25/2023 21:20	206553
Beryllium	NELAP	0.0002	0.0005		< 0.0005	mg/L	1	05/25/2023 21:20	206553
Boron	NELAP	0.0090	0.0200		1.08	mg/L	1	05/26/2023 22:33	206553
Cadmium	NELAP	0.0005	0.0020		< 0.0020	mg/L	1	05/25/2023 21:20	206553
Calcium	NELAP	0.0360	0.100		45.8	mg/L	1	05/26/2023 22:33	206553
Chromium	NELAP	0.0028	0.0050		< 0.0050	mg/L	1	05/25/2023 21:20	206553
Lead	NELAP	0.0040	0.0075		< 0.0075	mg/L	1	05/25/2023 21:20	206553
Lithium	NELAP	0.0019	0.0050	J	0.0027	mg/L	1	05/25/2023 21:20	206553
Magnesium	NELAP	0.0055	0.0500		18.8	mg/L	1	05/25/2023 21:20	206553
Molybdenum	NELAP	0.0037	0.0100		0.0152	mg/L	1	05/25/2023 21:20	206553
Potassium	NELAP	0.0400	0.100		9.65	mg/L	1	05/25/2023 21:20	206553
Sodium	NELAP	0.0180	0.0500		76.2	mg/L	1	05/25/2023 21:20	206553
SW-846 3005A, 6020A, METALS BY ICMS (TOTAL)									
Antimony	NELAP	0.0004	0.0010		< 0.0010	mg/L	5	05/27/2023 11:20	206553
Cobalt	NELAP	0.0001	0.0010	J	0.0004	mg/L	5	05/27/2023 11:20	206553
Selenium	NELAP	0.0006	0.0010		< 0.0010	mg/L	5	05/27/2023 11:20	206553
Thallium	NELAP	0.0010	0.0020		< 0.0020	mg/L	5	05/27/2023 11:20	206553



Client: Ramboll
Client Project: BAL-23Q2
Lab ID: 23050523-051
Matrix: GROUNDWATER

Work Order: 23050523
Report Date: 19-Jun-23
Client Sample ID: BAL_XPW05
Collection Date: 05/23/2023 11:42

Analyses	Certification	MDL	RL	Qual	Result	Units	DF	Date Analyzed	Batch
SW-846 7470A (TOTAL)									
Mercury	NELAP	0.00006	0.00020		< 0.00020	mg/L	1	05/25/2023 10:57	206550



Client: Ramboll
Client Project: BAL-23Q2
Lab ID: 23050523-052
Matrix: GROUNDWATER

Work Order: 23050523
Report Date: 19-Jun-23
Client Sample ID: BAL_XPW06
Collection Date: 05/23/2023 15:08

Analyses	Certification	MDL	RL	Qual	Result	Units	DF	Date Analyzed	Batch
FIELD ELEVATION MEASUREMENTS									
Depth to water from measuring point	*	0	0		2.75	ft	1	05/23/2023 15:08	R329281
STANDARD METHODS 2130 B FIELD									
Turbidity	*	1.0	1.0		< 1.0	NTU	1	05/23/2023 15:08	R329281
STANDARD METHODS 18TH ED. 2580 B FIELD									
Oxidation-Reduction Potential	*	-300	-300		-88	mV	1	05/23/2023 15:08	R329281
STANDARD METHODS 2510 B FIELD									
Spec. Conductance, Field	*	0	0		634	µS/cm	1	05/23/2023 15:08	R329281
STANDARD METHODS 2550 B FIELD									
Temperature	*	0	0		16.5	°C	1	05/23/2023 15:08	R329281
STANDARD METHODS 4500-O G FIELD									
Oxygen, Dissolved	*	0	0		0.99	mg/L	1	05/23/2023 15:08	R329281
SW-846 9040B FIELD									
pH	*	0	1.00		7.23		1	05/23/2023 15:08	R329281
STANDARD METHODS 2320 B (TOTAL) 1997, 2011									
Alkalinity, Bicarbonate (as CaCO ₃)	NELAP	0	0		247	mg/L	1	05/26/2023 12:08	R329438
STANDARD METHODS 2320 B 1997, 2011									
Alkalinity, Carbonate (as CaCO ₃)	NELAP	0	0		0	mg/L	1	05/26/2023 12:08	R329438
STANDARD METHODS 2540 C (TOTAL) 1997, 2011									
Total Dissolved Solids	NELAP	40	50		525	mg/L	2.5	05/27/2023 9:24	R329514
SW-846 9036 (TOTAL)									
Sulfate	NELAP	61	100		171	mg/L	10	05/25/2023 18:14	R329383
SW-846 9214 (TOTAL)									
Fluoride	NELAP	0.04	0.10		0.32	mg/L	1	05/26/2023 12:40	R329437
SW-846 9251 (TOTAL)									
Chloride	NELAP	1	4		6	mg/L	1	05/25/2023 18:09	R329395
SW-846 3005A, 6010B, METALS BY ICP (TOTAL)									
Arsenic	NELAP	0.0087	0.0100		< 0.0100	mg/L	1	05/25/2023 21:24	206553
Barium	NELAP	0.0007	0.0025		0.161	mg/L	1	05/25/2023 21:24	206553
Beryllium	NELAP	0.0002	0.0005		< 0.0005	mg/L	1	05/25/2023 21:24	206553
Boron	NELAP	0.0090	0.0200		2.11	mg/L	1	05/26/2023 22:40	206553
Cadmium	NELAP	0.0005	0.0020		< 0.0020	mg/L	1	05/25/2023 21:24	206553
Calcium	NELAP	0.360	1.00		75.9	mg/L	10	05/26/2023 22:36	206553
Chromium	NELAP	0.0028	0.0050		< 0.0050	mg/L	1	05/25/2023 21:24	206553
Lead	NELAP	0.0040	0.0075		< 0.0075	mg/L	1	05/25/2023 21:24	206553
Lithium	NELAP	0.0019	0.0050		< 0.0050	mg/L	1	05/25/2023 21:24	206553
Magnesium	NELAP	0.0055	0.0500		20.6	mg/L	1	05/25/2023 21:24	206553
Molybdenum	NELAP	0.0037	0.0100		0.0521	mg/L	1	05/25/2023 21:24	206553
Potassium	NELAP	0.400	1.00		21.3	mg/L	10	05/26/2023 22:36	206553
Sodium	NELAP	0.0180	0.0500		48.8	mg/L	1	05/25/2023 21:24	206553
SW-846 3005A, 6020A, METALS BY ICMS (TOTAL)									
Antimony	NELAP	0.0004	0.0010		< 0.0010	mg/L	5	05/27/2023 11:26	206553
Cobalt	NELAP	0.0001	0.0010	J	0.0006	mg/L	5	05/27/2023 11:26	206553
Selenium	NELAP	0.0006	0.0010		< 0.0010	mg/L	5	05/27/2023 11:26	206553
Thallium	NELAP	0.0010	0.0020		< 0.0020	mg/L	5	05/27/2023 11:26	206553



Client: Ramboll
Client Project: BAL-23Q2
Lab ID: 23050523-052
Matrix: GROUNDWATER

Work Order: 23050523
Report Date: 19-Jun-23
Client Sample ID: BAL_XPW06
Collection Date: 05/23/2023 15:08

Analyses	Certification	MDL	RL	Qual	Result	Units	DF	Date Analyzed	Batch
SW-846 7470A (TOTAL)									
Mercury	NELAP	0.00006	0.00020		< 0.00020	mg/L	1	05/25/2023 11:00	206550



Client: Ramboll
Client Project: BAL-23Q2
Lab ID: 23050523-053
Matrix: GROUNDWATER

Work Order: 23050523
Report Date: 19-Jun-23
Client Sample ID: BAL_MW-304 Duplicate
Collection Date: 05/22/2023 10:41

Analyses	Certification	MDL	RL	Qual	Result	Units	DF	Date Analyzed	Batch
FIELD ELEVATION MEASUREMENTS									
Depth to water from measuring point	*	0	0		9.43	ft	1	05/22/2023 10:41	R329281
STANDARD METHODS 2130 B FIELD									
Turbidity	*	1.0	1.0		< 1.0	NTU	1	05/22/2023 10:41	R329281
STANDARD METHODS 18TH ED. 2580 B FIELD									
Oxidation-Reduction Potential	*	-300	-300		116	mV	1	05/22/2023 10:41	R329281
STANDARD METHODS 2510 B FIELD									
Spec. Conductance, Field	*	0	0		1690	µS/cm	1	05/22/2023 10:41	R329281
STANDARD METHODS 2550 B FIELD									
Temperature	*	0	0		15.2	°C	1	05/22/2023 10:41	R329281
STANDARD METHODS 4500-O G FIELD									
Oxygen, Dissolved	*	0	0		0.81	mg/L	1	05/22/2023 10:41	R329281
SW-846 9040B FIELD									
pH	*	0	1.00		7.51		1	05/22/2023 10:41	R329281
STANDARD METHODS 2320 B (TOTAL) 1997, 2011									
Alkalinity, Bicarbonate (as CaCO ₃)	NELAP	0	0		776	mg/L	1	05/26/2023 12:22	R329438
STANDARD METHODS 2320 B 1997, 2011									
Alkalinity, Carbonate (as CaCO ₃)	NELAP	0	0		41	mg/L	1	05/26/2023 12:22	R329438
STANDARD METHODS 2540 C (TOTAL) 1997, 2011									
Total Dissolved Solids	NELAP	16	20		1410	mg/L	1	05/24/2023 13:21	R329344
SW-846 9036 (TOTAL)									
Sulfate	NELAP	61	100		204	mg/L	10	05/25/2023 18:21	R329383
SW-846 9214 (TOTAL)									
Fluoride	NELAP	0.04	0.10		1.72	mg/L	1	05/26/2023 12:42	R329437
SW-846 9251 (TOTAL)									
Chloride	NELAP	5	40		160	mg/L	10	05/25/2023 18:22	R329395
SW-846 3005A, 6010B, METALS BY ICP (TOTAL)									
Arsenic	NELAP	0.0087	0.0100		< 0.0100	mg/L	1	05/24/2023 17:37	206524
Barium	NELAP	0.0007	0.0025		0.0197	mg/L	1	05/24/2023 17:37	206524
Beryllium	NELAP	0.0002	0.0005		< 0.0005	mg/L	1	05/24/2023 17:37	206524
Boron	NELAP	0.0130	0.0200		1.64	mg/L	1	05/24/2023 17:37	206524
Cadmium	NELAP	0.0005	0.0020		< 0.0020	mg/L	1	05/24/2023 17:37	206524
Calcium	NELAP	0.0350	0.100		9.43	mg/L	1	05/24/2023 17:37	206524
Chromium	NELAP	0.0028	0.0050		< 0.0050	mg/L	1	05/24/2023 17:37	206524
Lead	NELAP	0.0040	0.0075		< 0.0075	mg/L	1	05/24/2023 17:37	206524
Lithium	NELAP	0.0019	0.0050		0.0614	mg/L	1	05/27/2023 5:43	206524
Magnesium	NELAP	0.0055	0.0500		4.33	mg/L	1	05/24/2023 17:37	206524
Molybdenum	NELAP	0.0037	0.0100		< 0.0100	mg/L	1	05/24/2023 17:37	206524
Potassium	NELAP	0.0400	0.100		2.37	mg/L	1	05/24/2023 17:37	206524
Sodium	NELAP	0.0360	0.100		574	mg/L	2	05/25/2023 13:14	206524
SW-846 3005A, 6020A, METALS BY ICMS (TOTAL)									
Antimony	NELAP	0.0004	0.0010		0.0019	mg/L	5	05/25/2023 19:10	206524
Cobalt	NELAP	0.0001	0.0010		0.0016	mg/L	5	05/25/2023 19:10	206524
Selenium	NELAP	0.0006	0.0010		0.0015	mg/L	5	05/25/2023 19:10	206524
Thallium	NELAP	0.0010	0.0020		< 0.0020	mg/L	5	05/25/2023 19:10	206524



Client: Ramboll
Client Project: BAL-23Q2
Lab ID: 23050523-053
Matrix: GROUNDWATER

Work Order: 23050523
Report Date: 19-Jun-23
Client Sample ID: BAL_MW-304 Duplicate
Collection Date: 05/22/2023 10:41

Analyses	Certification	MDL	RL	Qual	Result	Units	DF	Date Analyzed	Batch
SW-846 7470A (TOTAL)									
Mercury	NELAP	0.00006	0.00020		< 0.00020	mg/L	1	05/24/2023 14:52	206529



Client: Ramboll
Client Project: BAL-23Q2
Lab ID: 23050523-054
Matrix: AQUEOUS

Work Order: 23050523
Report Date: 19-Jun-23
Client Sample ID: Field Blank
Collection Date: 05/23/2023 19:04

Analyses	Certification	MDL	RL	Qual	Result	Units	DF	Date Analyzed	Batch
STANDARD METHODS 2320 B (TOTAL) 1997, 2011									
Alkalinity, Bicarbonate (as CaCO3)	NELAP	0	0		0	mg/L	1	05/26/2023 12:40	R329438
STANDARD METHODS 2320 B 1997, 2011									
Alkalinity, Carbonate (as CaCO3)	NELAP	0	0		0	mg/L	1	05/26/2023 12:40	R329438
STANDARD METHODS 2540 C (TOTAL) 1997, 2011									
Total Dissolved Solids	NELAP	16	20		< 20	mg/L	1	05/27/2023 9:24	R329514
SW-846 9036 (TOTAL)									
Sulfate	NELAP	6	10	J	7	mg/L	1	05/25/2023 18:23	R329383
SW-846 9214 (TOTAL)									
Fluoride	NELAP	0.04	0.10		< 0.10	mg/L	1	05/26/2023 12:44	R329437
SW-846 9251 (TOTAL)									
Chloride	NELAP	1	4		< 4	mg/L	1	05/25/2023 18:25	R329395
SW-846 3005A, 6010B, METALS BY ICP (TOTAL)									
Arsenic	NELAP	0.0087	0.0100		< 0.0100	mg/L	1	05/25/2023 21:28	206553
Barium	NELAP	0.0007	0.0025	J	0.0007	mg/L	1	05/25/2023 21:28	206553
Beryllium	NELAP	0.0002	0.0005		< 0.0005	mg/L	1	05/25/2023 21:28	206553
Boron	NELAP	0.0090	0.0200		0.591	mg/L	1	05/26/2023 22:44	206553
Cadmium	NELAP	0.0005	0.0020		< 0.0020	mg/L	1	05/25/2023 21:28	206553
Calcium	NELAP	0.036	0.10	J	0.060	mg/L	1	05/25/2023 21:28	206553
Chromium	NELAP	0.0028	0.0050		< 0.0050	mg/L	1	05/25/2023 21:28	206553
Lead	NELAP	0.0040	0.0075		< 0.0075	mg/L	1	05/25/2023 21:28	206553
Lithium	NELAP	0.0019	0.0050		< 0.0050	mg/L	1	05/25/2023 21:28	206553
Magnesium	NELAP	0.0055	0.050	J	0.0075	mg/L	1	05/25/2023 21:28	206553
Molybdenum	NELAP	0.0037	0.0100		< 0.0100	mg/L	1	05/25/2023 21:28	206553
Potassium	NELAP	0.0400	0.100		< 0.100	mg/L	1	05/25/2023 21:28	206553
Sodium	NELAP	0.018	0.050	J	0.036	mg/L	1	05/25/2023 21:28	206553
SW-846 3005A, 6020A, METALS BY ICMS (TOTAL)									
Antimony	NELAP	0.0004	0.0010		< 0.0010	mg/L	5	05/27/2023 11:32	206553
Cobalt	NELAP	0.0001	0.0010		< 0.0010	mg/L	5	05/27/2023 11:32	206553
Selenium	NELAP	0.0006	0.0010		< 0.0010	mg/L	5	05/27/2023 11:32	206553
Thallium	NELAP	0.0010	0.0020		< 0.0020	mg/L	5	05/27/2023 11:32	206553
SW-846 7470A (TOTAL)									
Mercury	NELAP	0.00006	0.00020		< 0.00020	mg/L	1	05/25/2023 11:02	206550



Sample Summary

<http://www.teklabinc.com/>

Client: Ramboll

Work Order: 23050523

Client Project: BAL-23Q2

Report Date: 19-Jun-23

Lab Sample ID	Client Sample ID	Matrix	Fractions	Collection Date
23050523-001	BAL_MW-104#SR	Groundwater	4	05/22/2023 11:51
23050523-002	BAL_MW-104&DR	Groundwater	4	05/22/2023 11:33
23050523-009	BAL_MW-158!R	Groundwater	2	05/19/2023 10:55
23050523-010	BAL_MW-192	Groundwater	6	05/16/2023 10:37
23050523-011	BAL_MW-193	Groundwater	6	05/15/2023 14:56
23050523-012	BAL_MW-194	Groundwater	2	05/15/2023 13:09
23050523-013	BAL_MW-203	Groundwater	2	05/23/2023 18:44
23050523-014	BAL_MW-204	Groundwater	2	05/23/2023 18:11
23050523-017	BAL_MW-258	Groundwater	2	05/19/2023 12:10
23050523-018	BAL_MW-304	Groundwater	6	05/22/2023 10:41
23050523-019	BAL_MW-306	Groundwater	6	05/23/2023 16:11
23050523-020	BAL_MW-307	Groundwater	2	05/23/2023 17:08
23050523-024	BAL_MW-356	Groundwater	6	05/16/2023 12:29
23050523-025	BAL_MW-358	Groundwater	6	05/19/2023 11:28
23050523-027	BAL_MW-369	Groundwater	6	05/16/2023 15:03
23050523-028	BAL_MW-370	Groundwater	6	05/16/2023 14:24
23050523-031	BAL_MW-382	Groundwater	6	05/16/2023 15:42
23050523-032	BAL_MW-383	Groundwater	6	05/22/2023 14:28
23050523-033	BAL_MW-384	Groundwater	6	05/22/2023 13:43
23050523-034	BAL_MW-390	Groundwater	6	05/17/2023 15:25
23050523-036	BAL_MW-392	Groundwater	6	05/16/2023 11:31
23050523-037	BAL_MW-393	Groundwater	6	05/15/2023 15:43
23050523-038	BAL_MW-394	Groundwater	6	05/15/2023 13:53
23050523-039	BAL_OW-156	Groundwater	1	05/16/2023 12:47
23050523-040	BAL_OW-157	Groundwater	1	05/16/2023 16:15
23050523-041	BAL_OW-256	Groundwater	6	05/17/2023 11:16
23050523-042	BAL_OW-257	Groundwater	6	05/17/2023 12:50
23050523-043	BAL_PZ-169	Groundwater	1	05/16/2023 13:43
23050523-044	BAL_PZ-170	Groundwater	6	05/17/2023 11:53
23050523-045	BAL_PZ-182	Groundwater	6	05/17/2023 14:21
23050523-046	BAL_TPZ-159	Groundwater	1	06/02/2023 10:12
23050523-047	BAL_TPZ-164_pore	Groundwater	6	05/23/2023 12:29
23050523-048	BAL_XPW01	Groundwater	6	05/23/2023 14:03
23050523-049	BAL_XPW02	Groundwater	2	05/23/2023 10:55
23050523-050	BAL_XPW04	Groundwater	2	05/23/2023 13:03
23050523-051	BAL_XPW05	Groundwater	6	05/23/2023 11:42
23050523-052	BAL_XPW06	Groundwater	6	05/23/2023 15:08
23050523-053	BAL_MW-304 Duplicate	Groundwater	6	05/22/2023 10:41
23050523-054	Field Blank	Aqueous	6	05/23/2023 19:04



Dates Report

<http://www.teklabinc.com/>

Client: Ramboll

Work Order: 23050523

Client Project: BAL-23Q2

Report Date: 19-Jun-23

Sample ID	Client Sample ID Test Name	Collection Date	Received Date	Prep Date/Time	Analysis Date/Time
23050523-001A	BAL_MW-104#SR Field Elevation Measurements	05/22/2023 11:51	05/22/2023 19:05		05/22/2023 11:51
	Standard Methods 2130 B Field				05/22/2023 11:51
	Standard Methods 18th Ed. 2580 B Field				05/22/2023 11:51
	Standard Methods 2510 B Field				05/22/2023 11:51
	Standard Methods 2540 C (Total) 1997, 2011				05/23/2023 10:53
	Standard Methods 2550 B Field				05/22/2023 11:51
	Standard Methods 4500-NO2 B (Total) 2000, 2011				05/24/2023 11:10
	Standard Methods 4500-NO3 F (Total) 2000, 2011				05/23/2023 13:32
	Standard Methods 4500-NO3 F (Total) 2000, 2011				05/23/2023 13:32
	Standard Methods 4500-O G Field				05/22/2023 11:51
	SW-846 9040B Field				05/22/2023 11:51
23050523-001B	BAL_MW-104#SR SW-846 9036 (Dissolved)	05/22/2023 11:51	05/22/2023 19:05		05/27/2023 22:31
	SW-846 9251 (Dissolved)				05/25/2023 11:35
23050523-001C	BAL_MW-104#SR SW-846 3005A, 6010B, Metals by ICP (Total)	05/22/2023 11:51	05/22/2023 19:05	05/24/2023 8:45	05/24/2023 17:37
23050523-001D	BAL_MW-104#SR SW-846 3005A, 6010B, Metals by ICP (Dissolved)	05/22/2023 11:51	05/22/2023 19:05	05/25/2023 7:47	05/25/2023 12:52
23050523-002A	BAL_MW-104&DR Field Elevation Measurements	05/22/2023 11:33	05/22/2023 19:05		05/22/2023 11:33
	Standard Methods 2130 B Field				05/22/2023 11:33
	Standard Methods 18th Ed. 2580 B Field				05/22/2023 11:33
	Standard Methods 2510 B Field				05/22/2023 11:33
	Standard Methods 2540 C (Total) 1997, 2011				05/23/2023 10:53
	Standard Methods 2550 B Field				05/22/2023 11:33
	Standard Methods 4500-NO2 B (Total) 2000, 2011				05/24/2023 11:10
	Standard Methods 4500-NO3 F (Total) 2000, 2011				05/23/2023 13:34
	Standard Methods 4500-NO3 F (Total) 2000, 2011				05/23/2023 13:34
	Standard Methods 4500-O G Field				05/22/2023 11:33
	SW-846 9040B Field				05/22/2023 11:33
23050523-002B	BAL_MW-104&DR SW-846 9036 (Dissolved)	05/22/2023 11:33	05/22/2023 19:05		05/25/2023 11:56
	SW-846 9251 (Dissolved)				05/25/2023 11:45
23050523-002C	BAL_MW-104&DR SW-846 3005A, 6010B, Metals by ICP (Total)	05/22/2023 11:33	05/22/2023 19:05	05/24/2023 8:45	05/24/2023 17:38
23050523-002D	BAL_MW-104&DR	05/22/2023 11:33	05/22/2023 19:05		



Dates Report

<http://www.teklabinc.com/>

Client: Ramboll

Work Order: 23050523

Client Project: BAL-23Q2

Report Date: 19-Jun-23

Sample ID	Client Sample ID Test Name	Collection Date	Received Date	Prep Date/Time	Analysis Date/Time
23050523-009A	BAL_MW-158!R SW-846 3005A, 6010B, Metals by ICP (Dissolved)	05/19/2023 10:55	05/19/2023 14:12	05/25/2023 7:47	05/25/2023 13:18
	Field Elevation Measurements				05/19/2023 10:55
	Standard Methods 2130 B Field				05/19/2023 10:55
	Standard Methods 18th Ed. 2580 B Field				05/19/2023 10:55
	Standard Methods 2320 B (Total) 1997, 2011				05/22/2023 10:09
	Standard Methods 2320 B 1997, 2011				05/22/2023 10:09
	Standard Methods 2510 B Field				05/19/2023 10:55
	Standard Methods 2540 C (Total) 1997, 2011				05/23/2023 12:00
	Standard Methods 2550 B Field				05/19/2023 10:55
	Standard Methods 4500-O G Field				05/19/2023 10:55
	SW-846 9036 (Total)				05/25/2023 3:33
	SW-846 9040B Field				05/19/2023 10:55
	SW-846 9214 (Total)				05/22/2023 9:47
	SW-846 9251 (Total)				05/21/2023 16:02
23050523-009B	BAL_MW-158!R SW-846 3005A, 6010B, Metals by ICP (Total)	05/19/2023 10:55	05/19/2023 14:12	05/22/2023 8:40	05/26/2023 20:00
	SW-846 3005A, 6010B, Metals by ICP (Total)			05/22/2023 8:40	05/31/2023 10:26
	SW-846 3005A, 6020A, Metals by ICPMS (Total)			05/22/2023 8:40	05/23/2023 12:01
	SW-846 3005A, 6020A, Metals by ICPMS (Total)			05/22/2023 8:40	05/25/2023 6:25
	SW-846 3005A, 6020A, Metals by ICPMS (Total)			05/25/2023 14:04	05/26/2023 8:44
	SW-846 7470A (Total)			05/22/2023 9:13	05/22/2023 14:21
23050523-010A	BAL_MW-192 Ferrous Iron by CHEMets Kit	05/16/2023 10:37	05/16/2023 18:45		05/16/2023 10:37
	Field Elevation Measurements				05/16/2023 10:37
	Standard Methods 2130 B Field				05/16/2023 10:37
	Standard Methods 18th Ed. 2580 B Field				05/16/2023 10:37
	Standard Methods 2320 B (Total) 1997, 2011				05/18/2023 10:45
	Standard Methods 2320 B 1997, 2011				05/18/2023 10:45
	Standard Methods 2510 B Field				05/16/2023 10:37
	Standard Methods 2540 C (Total) 1997, 2011				05/18/2023 9:15
	Standard Methods 2550 B Field				05/16/2023 10:37
	Standard Methods 4500-NO2 B (Total) 2000, 2011				05/17/2023 19:23
	Standard Methods 4500-NO3 F (Total) 2000, 2011				05/17/2023 19:33
	Standard Methods 4500-NO3 F (Total) 2000, 2011				05/17/2023 19:33
	Standard Methods 4500-O G Field				05/16/2023 10:37
	Standard Methods 4500-P E 1999				05/17/2023 14:05
	Standard Methods 4500-P E 1999, 2011				05/17/2023 14:05



Dates Report

<http://www.teklabinc.com/>

Client: Ramboll
Client Project: BAL-23Q2

Work Order: 23050523
Report Date: 19-Jun-23

Sample ID	Client Sample ID Test Name	Collection Date	Received Date	Prep Date/Time	Analysis Date/Time
	SW-846 9036 (Total)				05/18/2023 12:29
	SW-846 9040B Field				05/16/2023 10:37
	SW-846 9214 (Total)				05/18/2023 12:04
	SW-846 9251 (Total)				05/18/2023 12:30
23050523-010B	BAL_MW-192	05/16/2023 10:37	05/16/2023 18:45		
	Standard Methods 2320 B (Dissolved) 1997, 2011				05/18/2023 8:41
	Standard Methods 2320 B (Dissolved) 1997, 2011				05/18/2023 8:41
	Standard Methods 4500-NO2 B (Dissolved) 2000, 2011				05/17/2023 19:17
	Standard Methods 4500-NO3 F (Dissolved) 2000, 2011				05/17/2023 18:58
	Standard Methods 4500-NO3 F (Dissolved) 2000, 2011				05/17/2023 18:58
	Standard Methods 4500-P E (Dissolved) 1999, 2011				05/17/2023 14:36
	Standard Methods 4500-P E (Dissolved) 1999				05/17/2023 14:36
	SW-846 9036 (Dissolved)				05/18/2023 10:25
	SW-846 9251 (Dissolved)				05/18/2023 10:25
23050523-010C	BAL_MW-192	05/16/2023 10:37	05/16/2023 18:45		
	SW-846 3005A, 6010B, Metals by ICP (Total)			05/17/2023 11:49	05/22/2023 12:45
	SW-846 3005A, 6010B, Metals by ICP (Total)			05/17/2023 11:49	05/22/2023 23:19
	SW-846 3005A, 6010B, Metals by ICP (Total)			05/17/2023 11:49	05/26/2023 13:50
	SW-846 3005A, 6020A, Metals by ICPMS (Total)			05/17/2023 11:49	05/18/2023 18:51
	SW-846 7470A (Total)			05/18/2023 10:00	05/19/2023 8:16
23050523-010D	BAL_MW-192	05/16/2023 10:37	05/16/2023 18:45		
	SW-846 3005A, 6010B, Metals by ICP (Dissolved)			05/17/2023 12:16	05/18/2023 9:34
23050523-010E	BAL_MW-192	05/16/2023 10:37	05/16/2023 18:45		
	SW-846 9060				05/22/2023 15:31
23050523-010F	BAL_MW-192	05/16/2023 10:37	05/16/2023 18:45		
	SW-846 9060				05/22/2023 10:58
23050523-011A	BAL_MW-193	05/15/2023 14:56	05/15/2023 18:05		
	Ferrous Iron by CHEMets Kit				05/15/2023 14:56
	Field Elevation Measurements				05/15/2023 14:56
	Standard Methods 2130 B Field				05/15/2023 14:56
	Standard Methods 18th Ed. 2580 B Field				05/15/2023 14:56
	Standard Methods 2320 B (Total) 1997, 2011				05/18/2023 10:51
	Standard Methods 2320 B 1997, 2011				05/18/2023 10:51
	Standard Methods 2510 B Field				05/15/2023 14:56
	Standard Methods 2540 C (Total) 1997, 2011				05/18/2023 9:16
	Standard Methods 2550 B Field				05/15/2023 14:56
	Standard Methods 4500-NO2 B (Total) 2000, 2011				05/16/2023 18:07



Dates Report

<http://www.teklabinc.com/>

Client: Ramboll
Client Project: BAL-23Q2

Work Order: 23050523
Report Date: 19-Jun-23

Sample ID	Client Sample ID Test Name	Collection Date	Received Date	Prep Date/Time	Analysis Date/Time
	Standard Methods 4500-NO3 F (Total) 2000, 2011				05/17/2023 17:44
	Standard Methods 4500-NO3 F (Total) 2000, 2011				05/17/2023 17:44
	Standard Methods 4500-O G Field				05/15/2023 14:56
	Standard Methods 4500-P E 1999				05/17/2023 14:06
	Standard Methods 4500-P E 1999, 2011				05/17/2023 14:06
	SW-846 9036 (Total)				05/18/2023 12:51
	SW-846 9040B Field				05/15/2023 14:56
	SW-846 9214 (Total)				05/18/2023 12:06
	SW-846 9251 (Total)				05/18/2023 12:52
23050523-011B	BAL_MW-193	05/15/2023 14:56	05/15/2023 18:05		
	Standard Methods 2320 B (Dissolved) 1997, 2011				05/18/2023 8:48
	Standard Methods 2320 B (Dissolved) 1997, 2011				05/18/2023 8:48
	Standard Methods 4500-NO2 B (Dissolved) 2000, 2011				05/16/2023 18:03
	Standard Methods 4500-NO3 F (Dissolved) 2000, 2011				05/17/2023 17:49
	Standard Methods 4500-NO3 F (Dissolved) 2000, 2011				05/17/2023 17:49
	Standard Methods 4500-P E (Dissolved) 1999, 2011				05/17/2023 14:39
	Standard Methods 4500-P E (Dissolved) 1999				05/17/2023 14:39
	SW-846 9036 (Dissolved)				05/18/2023 10:52
	SW-846 9251 (Dissolved)				05/18/2023 10:47
23050523-011C	BAL_MW-193	05/15/2023 14:56	05/15/2023 18:05		
	SW-846 3005A, 6010B, Metals by ICP (Total)			05/16/2023 17:34	05/20/2023 0:13
	SW-846 3005A, 6010B, Metals by ICP (Total)			05/16/2023 17:34	05/22/2023 11:28
	SW-846 3005A, 6010B, Metals by ICP (Total)			05/16/2023 17:34	05/22/2023 14:57
	SW-846 3005A, 6020A, Metals by ICPMS (Total)			05/16/2023 17:34	05/17/2023 18:34
	SW-846 3005A, 6020A, Metals by ICPMS (Total)			05/16/2023 17:34	05/18/2023 22:48
	SW-846 7470A (Total)			05/17/2023 7:12	05/17/2023 12:43
23050523-011D	BAL_MW-193	05/15/2023 14:56	05/15/2023 18:05		
	SW-846 3005A, 6010B, Metals by ICP (Dissolved)			05/17/2023 12:16	05/18/2023 9:36
23050523-011E	BAL_MW-193	05/15/2023 14:56	05/15/2023 18:05		
	SW-846 9060				05/22/2023 15:37
23050523-011F	BAL_MW-193	05/15/2023 14:56	05/15/2023 18:05		
	SW-846 9060				05/22/2023 11:05
23050523-012A	BAL_MW-194	05/15/2023 13:09	05/15/2023 18:05		
	Field Elevation Measurements				05/15/2023 13:09
	Standard Methods 2130 B Field				05/15/2023 13:09
	Standard Methods 18th Ed. 2580 B Field				05/15/2023 13:09
	Standard Methods 2320 B (Total) 1997, 2011				05/18/2023 11:08



Dates Report

<http://www.teklabinc.com/>

Client: Ramboll

Work Order: 23050523

Client Project: BAL-23Q2

Report Date: 19-Jun-23

Sample ID	Client Sample ID Test Name	Collection Date	Received Date	Prep Date/Time	Analysis Date/Time
	Standard Methods 2320 B 1997, 2011				05/18/2023 11:08
	Standard Methods 2510 B Field				05/15/2023 13:09
	Standard Methods 2540 C (Total) 1997, 2011				05/18/2023 9:16
	Standard Methods 2550 B Field				05/15/2023 13:09
	Standard Methods 4500-O G Field				05/15/2023 13:09
	SW-846 9036 (Total)				05/18/2023 13:23
	SW-846 9040B Field				05/15/2023 13:09
	SW-846 9214 (Total)				05/18/2023 12:08
	SW-846 9251 (Total)				05/18/2023 13:18
23050523-012B	BAL_MW-194	05/15/2023 13:09	05/15/2023 18:05		
	SW-846 3005A, 6010B, Metals by ICP (Total)			05/16/2023 17:34	05/20/2023 0:42
	SW-846 3005A, 6010B, Metals by ICP (Total)			05/16/2023 17:34	05/22/2023 15:20
	SW-846 3005A, 6020A, Metals by ICPMS (Total)			05/16/2023 17:34	05/17/2023 18:28
	SW-846 3005A, 6020A, Metals by ICPMS (Total)			05/16/2023 17:34	05/18/2023 22:26
	SW-846 7470A (Total)			05/17/2023 7:12	05/17/2023 12:45
23050523-013A	BAL_MW-203	05/23/2023 18:44	05/23/2023 20:30		
	Field Elevation Measurements				05/23/2023 18:44
	Standard Methods 2130 B Field				05/23/2023 18:44
	Standard Methods 18th Ed. 2580 B Field				05/23/2023 18:44
	Standard Methods 2320 B (Total) 1997, 2011				05/26/2023 9:25
	Standard Methods 2320 B 1997, 2011				05/26/2023 9:25
	Standard Methods 2510 B Field				05/23/2023 18:44
	Standard Methods 2540 C (Total) 1997, 2011				05/27/2023 8:42
	Standard Methods 2550 B Field				05/23/2023 18:44
	Standard Methods 4500-O G Field				05/23/2023 18:44
	SW-846 9036 (Total)				05/25/2023 15:42
	SW-846 9040B Field				05/23/2023 18:44
	SW-846 9214 (Total)				05/26/2023 12:00
	SW-846 9251 (Total)				05/25/2023 15:42
23050523-013B	BAL_MW-203	05/23/2023 18:44	05/23/2023 20:30		
	SW-846 3005A, 6010B, Metals by ICP (Total)			05/24/2023 12:46	05/25/2023 20:21
	SW-846 3005A, 6010B, Metals by ICP (Total)			05/24/2023 12:46	05/26/2023 21:37
	SW-846 3005A, 6020A, Metals by ICPMS (Total)			05/24/2023 12:46	05/27/2023 9:41
	SW-846 7470A (Total)			05/24/2023 12:10	05/25/2023 10:37
23050523-014A	BAL_MW-204	05/23/2023 18:11	05/23/2023 20:30		
	Field Elevation Measurements				05/23/2023 18:11
	Standard Methods 2130 B Field				05/23/2023 18:11



Dates Report

<http://www.teklabinc.com/>

Client: Ramboll

Work Order: 23050523

Client Project: BAL-23Q2

Report Date: 19-Jun-23

Sample ID	Client Sample ID Test Name	Collection Date	Received Date	Prep Date/Time	Analysis Date/Time
	Standard Methods 18th Ed. 2580 B Field				05/23/2023 18:11
	Standard Methods 2320 B (Total) 1997, 2011				05/26/2023 9:31
	Standard Methods 2320 B 1997, 2011				05/26/2023 9:31
	Standard Methods 2510 B Field				05/23/2023 18:11
	Standard Methods 2540 C (Total) 1997, 2011				05/27/2023 8:43
	Standard Methods 2550 B Field				05/23/2023 18:11
	Standard Methods 4500-O G Field				05/23/2023 18:11
	SW-846 9036 (Total)				05/25/2023 15:44
	SW-846 9040B Field				05/23/2023 18:11
	SW-846 9214 (Total)				05/26/2023 12:05
	SW-846 9251 (Total)				05/25/2023 15:50
23050523-014B	BAL_MW-204	05/23/2023 18:11	05/23/2023 20:30		
	SW-846 3005A, 6010B, Metals by ICP (Total)			05/24/2023 12:46	05/25/2023 20:25
	SW-846 3005A, 6010B, Metals by ICP (Total)			05/24/2023 12:46	05/26/2023 21:41
	SW-846 3005A, 6020A, Metals by ICPMS (Total)			05/24/2023 12:46	05/27/2023 10:12
	SW-846 7470A (Total)			05/24/2023 12:10	05/25/2023 10:39
23050523-017A	BAL_MW-258	05/19/2023 12:10	05/19/2023 14:12		
	Field Elevation Measurements				05/19/2023 12:10
	Standard Methods 2130 B Field				05/19/2023 12:10
	Standard Methods 18th Ed. 2580 B Field				05/19/2023 12:10
	Standard Methods 2320 B (Total) 1997, 2011				05/22/2023 10:23
	Standard Methods 2320 B 1997, 2011				05/22/2023 10:23
	Standard Methods 2510 B Field				05/19/2023 12:10
	Standard Methods 2540 C (Total) 1997, 2011				05/23/2023 12:00
	Standard Methods 2550 B Field				05/19/2023 12:10
	Standard Methods 4500-O G Field				05/19/2023 12:10
	SW-846 9036 (Total)				05/21/2023 16:12
	SW-846 9040B Field				05/19/2023 12:10
	SW-846 9214 (Total)				05/22/2023 9:48
	SW-846 9251 (Total)				05/21/2023 16:13
23050523-017B	BAL_MW-258	05/19/2023 12:10	05/19/2023 14:12		
	SW-846 3005A, 6010B, Metals by ICP (Total)			05/22/2023 8:40	05/26/2023 19:31
	SW-846 3005A, 6020A, Metals by ICPMS (Total)			05/22/2023 8:40	05/23/2023 11:34
	SW-846 7470A (Total)			05/22/2023 9:13	05/22/2023 14:23
23050523-018A	BAL_MW-304	05/22/2023 10:41	05/22/2023 19:05		
	Ferrous Iron by CHEMets Kit				05/22/2023 10:41
	Field Elevation Measurements				05/22/2023 10:41



Dates Report

<http://www.teklabinc.com/>

Client: Ramboll

Work Order: 23050523

Client Project: BAL-23Q2

Report Date: 19-Jun-23

Sample ID	Client Sample ID Test Name	Collection Date	Received Date	Prep Date/Time	Analysis Date/Time
	Standard Methods 2130 B Field				05/22/2023 10:41
	Standard Methods 18th Ed. 2580 B Field				05/22/2023 10:41
	Standard Methods 2320 B (Total) 1997, 2011				05/26/2023 9:38
	Standard Methods 2320 B 1997, 2011				05/26/2023 9:38
	Standard Methods 2510 B Field				05/22/2023 10:41
	Standard Methods 2540 C (Total) 1997, 2011				05/24/2023 13:20
	Standard Methods 2550 B Field				05/22/2023 10:41
	Standard Methods 4500-NO2 B (Total) 2000, 2011				05/24/2023 11:12
	Standard Methods 4500-NO3 F (Total) 2000, 2011				05/23/2023 13:01
	Standard Methods 4500-NO3 F (Total) 2000, 2011				05/23/2023 13:01
	Standard Methods 4500-O G Field				05/22/2023 10:41
	Standard Methods 4500-P E 1999				05/23/2023 11:32
	Standard Methods 4500-P E 1999, 2011				05/23/2023 11:32
	SW-846 9036 (Total)				05/25/2023 16:11
	SW-846 9040B Field				05/22/2023 10:41
	SW-846 9214 (Total)				05/26/2023 12:12
	SW-846 9251 (Total)				05/25/2023 16:12
23050523-018B	BAL_MW-304	05/22/2023 10:41	05/22/2023 19:05		
	Standard Methods 2320 B (Dissolved) 1997, 2011				05/26/2023 9:47
	Standard Methods 2320 B (Dissolved) 1997, 2011				05/26/2023 9:47
	Standard Methods 4500-NO2 B (Dissolved) 2000, 2011				05/24/2023 11:08
	Standard Methods 4500-NO3 F (Dissolved) 2000, 2011				05/23/2023 12:32
	Standard Methods 4500-NO3 F (Dissolved) 2000, 2011				05/23/2023 12:32
	Standard Methods 4500-P E (Dissolved) 1999, 2011				05/23/2023 12:06
	Standard Methods 4500-P E (Dissolved) 1999				05/23/2023 12:06
	SW-846 9036 (Dissolved)				05/25/2023 12:44
	SW-846 9251 (Dissolved)				05/25/2023 12:44
23050523-018C	BAL_MW-304	05/22/2023 10:41	05/22/2023 19:05		
	SW-846 3005A, 6010B, Metals by ICP (Total)			05/24/2023 8:45	05/24/2023 17:29
	SW-846 3005A, 6010B, Metals by ICP (Total)			05/24/2023 8:45	05/25/2023 12:57
	SW-846 3005A, 6010B, Metals by ICP (Total)			05/24/2023 8:45	05/25/2023 13:12
	SW-846 3005A, 6010B, Metals by ICP (Total)			05/24/2023 8:45	05/27/2023 5:28
	SW-846 3005A, 6020A, Metals by ICPMS (Total)			05/24/2023 8:45	05/25/2023 18:22
	SW-846 7470A (Total)			05/24/2023 8:18	05/24/2023 14:39
23050523-018D	BAL_MW-304	05/22/2023 10:41	05/22/2023 19:05		
	SW-846 3005A, 6010B, Metals by ICP (Dissolved)			05/25/2023 7:47	05/25/2023 13:23
23050523-018E	BAL_MW-304	05/22/2023 10:41	05/22/2023 19:05		



Dates Report

<http://www.teklabinc.com/>

Client: Ramboll

Work Order: 23050523

Client Project: BAL-23Q2

Report Date: 19-Jun-23

Sample ID	Client Sample ID Test Name	Collection Date	Received Date	Prep Date/Time	Analysis Date/Time
23050523-018F	BAL_MW-304 SW-846 9060	05/22/2023 10:41	05/22/2023 19:05		06/01/2023 20:16
23050523-019A	BAL_MW-306 SW-846 9060	05/23/2023 16:11	05/23/2023 20:30		05/30/2023 21:51
	Ferrous Iron by CHEMets Kit				05/23/2023 16:11
	Field Elevation Measurements				05/23/2023 16:11
	Standard Methods 2130 B Field				05/23/2023 16:11
	Standard Methods 18th Ed. 2580 B Field				05/23/2023 16:11
	Standard Methods 2320 B (Total) 1997, 2011				05/26/2023 9:57
	Standard Methods 2320 B 1997, 2011				05/26/2023 9:57
	Standard Methods 2510 B Field				05/23/2023 16:11
	Standard Methods 2540 C (Total) 1997, 2011				05/27/2023 8:43
	Standard Methods 2550 B Field				05/23/2023 16:11
	Standard Methods 4500-NO2 B (Total) 2000, 2011				05/24/2023 12:39
	Standard Methods 4500-NO3 F (Total) 2000, 2011				05/24/2023 15:21
	Standard Methods 4500-NO3 F (Total) 2000, 2011				05/24/2023 15:21
	Standard Methods 4500-O G Field				05/23/2023 16:11
	Standard Methods 4500-P E 1999				05/24/2023 11:23
	Standard Methods 4500-P E 1999, 2011				05/24/2023 11:23
	SW-846 9036 (Total)				05/25/2023 16:13
	SW-846 9040B Field				05/23/2023 16:11
	SW-846 9214 (Total)				05/26/2023 12:14
	SW-846 9251 (Total)				05/25/2023 16:20
23050523-019B	BAL_MW-306	05/23/2023 16:11	05/23/2023 20:30		
	Standard Methods 2320 B (Dissolved) 1997, 2011				05/26/2023 10:04
	Standard Methods 2320 B (Dissolved) 1997, 2011				05/26/2023 10:04
	Standard Methods 4500-NO2 B (Dissolved) 2000, 2011				05/24/2023 12:00
	Standard Methods 4500-NO3 F (Dissolved) 2000, 2011				05/24/2023 14:50
	Standard Methods 4500-NO3 F (Dissolved) 2000, 2011				05/24/2023 16:12
	Standard Methods 4500-P E (Dissolved) 1999, 2011				05/24/2023 11:54
	Standard Methods 4500-P E (Dissolved) 1999				05/24/2023 11:54
	SW-846 9036 (Dissolved)				05/25/2023 12:46
	SW-846 9251 (Dissolved)				05/25/2023 12:52
23050523-019C	BAL_MW-306	05/23/2023 16:11	05/23/2023 20:30		
	SW-846 3005A, 6010B, Metals by ICP (Total)			05/24/2023 12:46	05/25/2023 20:36
	SW-846 3005A, 6010B, Metals by ICP (Total)			05/24/2023 12:46	05/26/2023 21:52
	SW-846 3005A, 6020A, Metals by ICPMS (Total)			05/24/2023 12:46	05/27/2023 9:47



Dates Report

<http://www.teklabinc.com/>

Client: Ramboll

Work Order: 23050523

Client Project: BAL-23Q2

Report Date: 19-Jun-23

Sample ID	Client Sample ID Test Name	Collection Date	Received Date	Prep Date/Time	Analysis Date/Time
23050523-019D	BAL_MW-306 SW-846 7470A (Total)	05/23/2023 16:11	05/23/2023 20:30	05/24/2023 12:10	05/25/2023 10:42
23050523-019E	BAL_MW-306 SW-846 3005A, 6010B, Metals by ICP (Dissolved)	05/23/2023 16:11	05/23/2023 20:30	05/25/2023 7:47	05/25/2023 13:24
23050523-019F	BAL_MW-306 SW-846 9060	05/23/2023 16:11	05/23/2023 20:30		06/01/2023 20:22
23050523-020A	BAL_MW-307 Field Elevation Measurements Standard Methods 2130 B Field Standard Methods 18th Ed. 2580 B Field Standard Methods 2320 B (Total) 1997, 2011 Standard Methods 2320 B 1997, 2011 Standard Methods 2510 B Field Standard Methods 2540 C (Total) 1997, 2011 Standard Methods 2550 B Field Standard Methods 4500-O G Field SW-846 9036 (Total) SW-846 9040B Field SW-846 9214 (Total) SW-846 9251 (Total)	05/23/2023 17:08	05/23/2023 20:30		05/23/2023 17:08 05/23/2023 17:08 05/23/2023 17:08 05/26/2023 10:11 05/26/2023 10:11 05/23/2023 17:08 05/27/2023 8:43 05/23/2023 17:08 05/23/2023 17:08 05/23/2023 17:08 05/25/2023 16:25 05/23/2023 17:08 05/26/2023 12:15 05/25/2023 16:36
23050523-020B	BAL_MW-307 SW-846 3005A, 6010B, Metals by ICP (Total) SW-846 3005A, 6010B, Metals by ICP (Total) SW-846 3005A, 6020A, Metals by ICPMS (Total) SW-846 7470A (Total)	05/23/2023 17:08	05/23/2023 20:30	05/24/2023 12:46 05/24/2023 12:46 05/24/2023 12:46 05/24/2023 12:10	05/25/2023 20:40 05/26/2023 21:56 05/27/2023 9:54 05/25/2023 10:44
23050523-024A	BAL_MW-356 Ferrous Iron by CHEMets Kit Field Elevation Measurements Standard Methods 2130 B Field Standard Methods 18th Ed. 2580 B Field Standard Methods 2320 B (Total) 1997, 2011 Standard Methods 2320 B 1997, 2011 Standard Methods 2510 B Field Standard Methods 2540 C (Total) 1997, 2011 Standard Methods 2550 B Field Standard Methods 4500-NO2 B (Total) 2000, 2011	05/16/2023 12:29	05/16/2023 18:45		05/16/2023 12:29 05/16/2023 12:29 05/16/2023 12:29 05/16/2023 12:29 05/18/2023 11:15 05/18/2023 11:15 05/16/2023 12:29 05/18/2023 9:17 05/16/2023 12:29 05/17/2023 19:24



Dates Report

<http://www.teklabinc.com/>

Client: Ramboll

Work Order: 23050523

Client Project: BAL-23Q2

Report Date: 19-Jun-23

Sample ID	Client Sample ID Test Name	Collection Date	Received Date	Prep Date/Time	Analysis Date/Time
	Standard Methods 4500-NO3 F (Total) 2000, 2011				05/17/2023 19:42
	Standard Methods 4500-NO3 F (Total) 2000, 2011				05/17/2023 19:42
	Standard Methods 4500-O G Field				05/16/2023 12:29
	Standard Methods 4500-P E 1999				05/17/2023 14:07
	Standard Methods 4500-P E 1999, 2011				05/17/2023 14:07
	SW-846 9036 (Total)				05/18/2023 13:25
	SW-846 9040B Field				05/16/2023 12:29
	SW-846 9214 (Total)				05/18/2023 12:09
	SW-846 9251 (Total)				05/18/2023 13:26
23050523-024B	BAL_MW-356	05/16/2023 12:29	05/16/2023 18:45		
	Standard Methods 2320 B (Dissolved) 1997, 2011				05/18/2023 8:53
	Standard Methods 2320 B (Dissolved) 1997, 2011				05/18/2023 8:53
	Standard Methods 4500-NO2 B (Dissolved) 2000, 2011				05/17/2023 19:17
	Standard Methods 4500-NO3 F (Dissolved) 2000, 2011				05/17/2023 19:00
	Standard Methods 4500-NO3 F (Dissolved) 2000, 2011				05/17/2023 19:00
	Standard Methods 4500-P E (Dissolved) 1999, 2011				05/17/2023 14:40
	Standard Methods 4500-P E (Dissolved) 1999				05/17/2023 14:40
	SW-846 9036 (Dissolved)				05/18/2023 10:54
	SW-846 9251 (Dissolved)				05/18/2023 10:55
23050523-024C	BAL_MW-356	05/16/2023 12:29	05/16/2023 18:45		
	SW-846 3005A, 6010B, Metals by ICP (Total)			05/17/2023 11:49	05/22/2023 12:46
	SW-846 3005A, 6010B, Metals by ICP (Total)			05/17/2023 11:49	05/22/2023 23:22
	SW-846 3005A, 6010B, Metals by ICP (Total)			05/26/2023 17:39	05/31/2023 13:46
	SW-846 3005A, 6020A, Metals by ICPMS (Total)			05/17/2023 11:49	05/18/2023 19:34
	SW-846 7470A (Total)			05/18/2023 10:00	05/19/2023 9:22
23050523-024D	BAL_MW-356	05/16/2023 12:29	05/16/2023 18:45		
	SW-846 3005A, 6010B, Metals by ICP (Dissolved)			05/17/2023 12:16	05/18/2023 9:37
23050523-024E	BAL_MW-356	05/16/2023 12:29	05/16/2023 18:45		
	SW-846 9060				05/22/2023 16:47
23050523-024F	BAL_MW-356	05/16/2023 12:29	05/16/2023 18:45		
	SW-846 9060				05/22/2023 12:02
23050523-025A	BAL_MW-358	05/19/2023 11:28	05/19/2023 14:12		
	Ferrous Iron by CHEMets Kit				05/19/2023 11:28
	Field Elevation Measurements				05/19/2023 11:28
	Standard Methods 2130 B Field				05/19/2023 11:28
	Standard Methods 18th Ed. 2580 B Field				05/19/2023 11:28
	Standard Methods 2320 B (Total) 1997, 2011				05/22/2023 10:44



Dates Report

<http://www.teklabinc.com/>

Client: Ramboll

Work Order: 23050523

Client Project: BAL-23Q2

Report Date: 19-Jun-23

Sample ID	Client Sample ID Test Name	Collection Date	Received Date	Prep Date/Time	Analysis Date/Time
	Standard Methods 2320 B 1997, 2011				05/22/2023 10:44
	Standard Methods 2510 B Field				05/19/2023 11:28
	Standard Methods 2540 C (Total) 1997, 2011				05/23/2023 12:01
	Standard Methods 2550 B Field				05/19/2023 11:28
	Standard Methods 4500-NO2 B (Total) 2000, 2011				05/19/2023 23:46
	Standard Methods 4500-NO3 F (Total) 2000, 2011				05/19/2023 18:59
	Standard Methods 4500-NO3 F (Total) 2000, 2011				05/19/2023 18:59
	Standard Methods 4500-O G Field				05/19/2023 11:28
	Standard Methods 4500-P E 1999				05/19/2023 15:43
	Standard Methods 4500-P E 1999, 2011				05/19/2023 15:43
	SW-846 9036 (Total)				05/28/2023 0:07
	SW-846 9040B Field				05/19/2023 11:28
	SW-846 9214 (Total)				05/22/2023 9:50
	SW-846 9251 (Total)				05/25/2023 3:49
23050523-025B	BAL_MW-358	05/19/2023 11:28	05/19/2023 14:12		
	Standard Methods 2320 B (Dissolved) 1997, 2011				05/22/2023 9:34
	Standard Methods 2320 B (Dissolved) 1997, 2011				05/22/2023 9:34
	Standard Methods 4500-NO2 B (Dissolved) 2000, 2011				05/19/2023 23:43
	Standard Methods 4500-NO3 F (Dissolved) 2000, 2011				05/19/2023 18:57
	Standard Methods 4500-NO3 F (Dissolved) 2000, 2011				05/19/2023 18:57
	Standard Methods 4500-P E (Dissolved) 1999, 2011				05/19/2023 15:44
	Standard Methods 4500-P E (Dissolved) 1999				05/19/2023 15:44
	SW-846 9036 (Dissolved)				05/24/2023 11:09
	SW-846 9251 (Dissolved)				05/24/2023 11:34
23050523-025C	BAL_MW-358	05/19/2023 11:28	05/19/2023 14:12		
	SW-846 3005A, 6010B, Metals by ICP (Total)			05/22/2023 8:40	05/26/2023 20:11
	SW-846 3005A, 6010B, Metals by ICP (Total)			05/22/2023 8:40	05/31/2023 10:41
	SW-846 3005A, 6010B, Metals by ICP (Total)			05/22/2023 8:40	05/31/2023 10:45
	SW-846 3005A, 6020A, Metals by ICPMS (Total)			05/22/2023 8:40	05/23/2023 11:39
	SW-846 7470A (Total)			05/22/2023 9:13	05/22/2023 14:26
23050523-025D	BAL_MW-358	05/19/2023 11:28	05/19/2023 14:12		
	SW-846 3005A, 6010B, Metals by ICP (Dissolved)			05/22/2023 9:05	05/22/2023 12:10
23050523-025E	BAL_MW-358	05/19/2023 11:28	05/19/2023 14:12		
	SW-846 9060				05/22/2023 16:53
23050523-025F	BAL_MW-358	05/19/2023 11:28	05/19/2023 14:12		
	SW-846 9060				05/22/2023 12:08
23050523-027A	BAL_MW-369	05/16/2023 15:03	05/16/2023 18:45		



Dates Report

<http://www.teklabinc.com/>

Client: Ramboll
Client Project: BAL-23Q2

Work Order: 23050523
Report Date: 19-Jun-23

Sample ID	Client Sample ID Test Name	Collection Date	Received Date	Prep Date/Time	Analysis Date/Time
	Ferrous Iron by CHEMets Kit				05/16/2023 15:03
	Field Elevation Measurements				05/16/2023 15:03
	Standard Methods 2130 B Field				05/16/2023 15:03
	Standard Methods 18th Ed. 2580 B Field				05/16/2023 15:03
	Standard Methods 2320 B (Total) 1997, 2011				05/18/2023 12:51
	Standard Methods 2320 B 1997, 2011				05/18/2023 12:51
	Standard Methods 2510 B Field				05/16/2023 15:03
	Standard Methods 2540 C (Total) 1997, 2011				05/18/2023 9:17
	Standard Methods 2550 B Field				05/16/2023 15:03
	Standard Methods 4500-NO2 B (Total) 2000, 2011				05/17/2023 19:25
	Standard Methods 4500-NO3 F (Total) 2000, 2011				05/17/2023 22:38
	Standard Methods 4500-NO3 F (Total) 2000, 2011				05/17/2023 22:38
	Standard Methods 4500-O G Field				05/16/2023 15:03
	Standard Methods 4500-P E 1999				05/17/2023 15:05
	Standard Methods 4500-P E 1999, 2011				05/17/2023 15:05
	SW-846 9036 (Total)				05/18/2023 13:47
	SW-846 9040B Field				05/16/2023 15:03
	SW-846 9214 (Total)				05/18/2023 12:34
	SW-846 9251 (Total)				05/18/2023 13:48
23050523-027B	BAL_MW-369	05/16/2023 15:03	05/16/2023 18:45		
	Standard Methods 2320 B (Dissolved) 1997, 2011				05/18/2023 9:06
	Standard Methods 2320 B (Dissolved) 1997, 2011				05/18/2023 9:06
	Standard Methods 4500-NO2 B (Dissolved) 2000, 2011				05/17/2023 19:18
	Standard Methods 4500-NO3 F (Dissolved) 2000, 2011				05/17/2023 19:05
	Standard Methods 4500-NO3 F (Dissolved) 2000, 2011				05/17/2023 19:05
	Standard Methods 4500-P E (Dissolved) 1999, 2011				05/17/2023 14:42
	Standard Methods 4500-P E (Dissolved) 1999				05/17/2023 14:42
	SW-846 9036 (Dissolved)				05/18/2023 11:32
	SW-846 9251 (Dissolved)				05/18/2023 11:32
23050523-027C	BAL_MW-369	05/16/2023 15:03	05/16/2023 18:45		
	SW-846 3005A, 6010B, Metals by ICP (Total)			05/17/2023 11:49	05/22/2023 12:59
	SW-846 3005A, 6010B, Metals by ICP (Total)			05/17/2023 11:49	05/22/2023 23:52
	SW-846 3005A, 6010B, Metals by ICP (Total)			05/17/2023 11:49	05/23/2023 15:54
	SW-846 3005A, 6020A, Metals by ICPMS (Total)			05/17/2023 11:49	05/18/2023 18:56
	SW-846 7470A (Total)			05/18/2023 10:00	05/19/2023 8:28
23050523-027D	BAL_MW-369	05/16/2023 15:03	05/16/2023 18:45		
	SW-846 3005A, 6010B, Metals by ICP (Dissolved)			05/18/2023 9:18	05/18/2023 10:33



Dates Report

<http://www.teklabinc.com/>

Client: Ramboll

Work Order: 23050523

Client Project: BAL-23Q2

Report Date: 19-Jun-23

Sample ID	Client Sample ID Test Name	Collection Date	Received Date	Prep Date/Time	Analysis Date/Time
23050523-027E	BAL_MW-369	05/16/2023 15:03	05/16/2023 18:45		
	SW-846 9060				05/22/2023 17:06
23050523-027F	BAL_MW-369	05/16/2023 15:03	05/16/2023 18:45		
	SW-846 9060				05/22/2023 12:33
23050523-028A	BAL_MW-370	05/16/2023 14:24	05/16/2023 18:45		
	Ferrous Iron by CHEMets Kit				05/16/2023 14:24
	Field Elevation Measurements				05/16/2023 14:24
	Standard Methods 2130 B Field				05/16/2023 14:24
	Standard Methods 18th Ed. 2580 B Field				05/16/2023 14:24
	Standard Methods 2320 B (Total) 1997, 2011				05/18/2023 11:30
	Standard Methods 2320 B 1997, 2011				05/18/2023 11:30
	Standard Methods 2510 B Field				05/16/2023 14:24
	Standard Methods 2540 C (Total) 1997, 2011				05/18/2023 10:12
	Standard Methods 2550 B Field				05/16/2023 14:24
	Standard Methods 4500-NO2 B (Total) 2000, 2011				05/17/2023 19:26
	Standard Methods 4500-NO3 F (Total) 2000, 2011				05/17/2023 19:46
	Standard Methods 4500-NO3 F (Total) 2000, 2011				05/17/2023 19:46
	Standard Methods 4500-O G Field				05/16/2023 14:24
	Standard Methods 4500-P E 1999				05/17/2023 14:09
	Standard Methods 4500-P E 1999, 2011				05/17/2023 14:09
	SW-846 9036 (Total)				05/19/2023 23:08
SW-846 9040B Field		05/16/2023 14:24			
SW-846 9214 (Total)		05/18/2023 12:13			
SW-846 9251 (Total)		05/19/2023 12:16			
23050523-028B	BAL_MW-370	05/16/2023 14:24	05/16/2023 18:45		
	Standard Methods 2320 B (Dissolved) 1997, 2011				05/18/2023 9:14
	Standard Methods 2320 B (Dissolved) 1997, 2011				05/18/2023 9:14
	Standard Methods 4500-NO2 B (Dissolved) 2000, 2011				05/17/2023 19:19
	Standard Methods 4500-NO3 F (Dissolved) 2000, 2011				05/17/2023 19:13
	Standard Methods 4500-NO3 F (Dissolved) 2000, 2011				05/17/2023 19:13
	Standard Methods 4500-P E (Dissolved) 1999, 2011				05/17/2023 15:03
	Standard Methods 4500-P E (Dissolved) 1999				05/17/2023 15:03
SW-846 9036 (Dissolved)		05/19/2023 0:34			
SW-846 9251 (Dissolved)		05/19/2023 10:25			
23050523-028C	BAL_MW-370	05/16/2023 14:24	05/16/2023 18:45		
	SW-846 3005A, 6010B, Metals by ICP (Total)			05/17/2023 11:49	05/22/2023 12:47
	SW-846 3005A, 6010B, Metals by ICP (Total)			05/17/2023 11:49	05/23/2023 16:27



Dates Report

<http://www.teklabinc.com/>

Client: Ramboll

Work Order: 23050523

Client Project: BAL-23Q2

Report Date: 19-Jun-23

Sample ID	Client Sample ID Test Name	Collection Date	Received Date	Prep Date/Time	Analysis Date/Time
	SW-846 3005A, 6010B, Metals by ICP (Total)			05/17/2023 11:49	05/23/2023 16:28
	SW-846 3005A, 6010B, Metals by ICP (Total)			05/17/2023 11:49	05/26/2023 17:24
	SW-846 3005A, 6010B, Metals by ICP (Total)			05/26/2023 18:01	05/31/2023 13:50
	SW-846 3005A, 6020A, Metals by ICPMS (Total)			05/17/2023 11:49	05/18/2023 19:45
	SW-846 7470A (Total)			05/18/2023 10:00	05/19/2023 8:30
23050523-028D	BAL_MW-370	05/16/2023 14:24	05/16/2023 18:45		
	SW-846 3005A, 6010B, Metals by ICP (Dissolved)			05/17/2023 12:16	05/18/2023 10:34
23050523-028E	BAL_MW-370	05/16/2023 14:24	05/16/2023 18:45		
	SW-846 9060				05/22/2023 17:12
23050523-028F	BAL_MW-370	05/16/2023 14:24	05/16/2023 18:45		
	SW-846 9060				05/22/2023 12:40
23050523-031A	BAL_MW-382	05/16/2023 15:42	05/16/2023 18:45		
	Ferrous Iron by CHEMets Kit				05/16/2023 15:42
	Field Elevation Measurements				05/16/2023 15:42
	Standard Methods 2130 B Field				05/16/2023 15:42
	Standard Methods 18th Ed. 2580 B Field				05/16/2023 15:42
	Standard Methods 2320 B (Total) 1997, 2011				05/18/2023 12:21
	Standard Methods 2320 B 1997, 2011				05/18/2023 12:21
	Standard Methods 2510 B Field				05/16/2023 15:42
	Standard Methods 2540 C (Total) 1997, 2011				05/18/2023 10:12
	Standard Methods 2550 B Field				05/16/2023 15:42
	Standard Methods 4500-NO2 B (Total) 2000, 2011				05/17/2023 19:26
	Standard Methods 4500-NO3 F (Total) 2000, 2011				05/17/2023 20:06
	Standard Methods 4500-NO3 F (Total) 2000, 2011				05/17/2023 20:06
	Standard Methods 4500-O G Field				05/16/2023 15:42
	Standard Methods 4500-P E 1999				05/18/2023 12:03
	Standard Methods 4500-P E 1999, 2011				05/18/2023 12:03
	SW-846 9036 (Total)				05/19/2023 23:14
	SW-846 9040B Field				05/16/2023 15:42
	SW-846 9214 (Total)				05/18/2023 12:36
	SW-846 9251 (Total)				05/18/2023 14:14
23050523-031B	BAL_MW-382	05/16/2023 15:42	05/16/2023 18:45		
	Standard Methods 2320 B (Dissolved) 1997, 2011				05/18/2023 9:21
	Standard Methods 2320 B (Dissolved) 1997, 2011				05/18/2023 9:21
	Standard Methods 4500-NO2 B (Dissolved) 2000, 2011				05/17/2023 19:19
	Standard Methods 4500-NO3 F (Dissolved) 2000, 2011				05/17/2023 19:29
	Standard Methods 4500-NO3 F (Dissolved) 2000, 2011				05/17/2023 19:29



Dates Report

<http://www.teklabinc.com/>

Client: Ramboll

Work Order: 23050523

Client Project: BAL-23Q2

Report Date: 19-Jun-23

Sample ID	Client Sample ID Test Name	Collection Date	Received Date	Prep Date/Time	Analysis Date/Time
	Standard Methods 4500-P E (Dissolved) 1999, 2011				05/17/2023 15:03
	Standard Methods 4500-P E (Dissolved) 1999				05/17/2023 15:03
	SW-846 9036 (Dissolved)				05/19/2023 0:39
	SW-846 9251 (Dissolved)				05/18/2023 11:43
23050523-031C	BAL_MW-382	05/16/2023 15:42	05/16/2023 18:45		
	SW-846 3005A, 6010B, Metals by ICP (Total)			05/17/2023 11:49	05/22/2023 12:48
	SW-846 3005A, 6010B, Metals by ICP (Total)			05/17/2023 11:49	05/23/2023 0:03
	SW-846 3005A, 6010B, Metals by ICP (Total)			05/17/2023 11:49	05/26/2023 14:44
	SW-846 3005A, 6010B, Metals by ICP (Total)			05/26/2023 17:39	05/31/2023 13:54
	SW-846 3005A, 6020A, Metals by ICPMS (Total)			05/17/2023 11:49	05/18/2023 19:50
	SW-846 7470A (Total)			05/18/2023 10:00	05/19/2023 8:32
23050523-031D	BAL_MW-382	05/16/2023 15:42	05/16/2023 18:45		
	SW-846 3005A, 6010B, Metals by ICP (Dissolved)			05/17/2023 12:16	05/18/2023 10:39
23050523-031E	BAL_MW-382	05/16/2023 15:42	05/16/2023 18:45		
	SW-846 9060				05/22/2023 17:25
23050523-031F	BAL_MW-382	05/16/2023 15:42	05/16/2023 18:45		
	SW-846 9060				05/22/2023 12:52
23050523-032A	BAL_MW-383	05/22/2023 14:28	05/22/2023 19:05		
	Ferrous Iron by CHEMets Kit				05/22/2023 14:28
	Field Elevation Measurements				05/22/2023 14:28
	Standard Methods 2130 B Field				05/22/2023 14:28
	Standard Methods 18th Ed. 2580 B Field				05/22/2023 14:28
	Standard Methods 2320 B (Total) 1997, 2011				05/26/2023 10:35
	Standard Methods 2320 B 1997, 2011				05/26/2023 10:35
	Standard Methods 2510 B Field				05/22/2023 14:28
	Standard Methods 2540 C (Total) 1997, 2011				05/24/2023 13:20
	Standard Methods 2550 B Field				05/22/2023 14:28
	Standard Methods 4500-NO2 B (Total) 2000, 2011				05/24/2023 11:13
	Standard Methods 4500-NO3 F (Total) 2000, 2011				05/23/2023 13:12
	Standard Methods 4500-NO3 F (Total) 2000, 2011				05/23/2023 13:12
	Standard Methods 4500-O G Field				05/22/2023 14:28
	Standard Methods 4500-P E 1999				05/23/2023 11:34
	Standard Methods 4500-P E 1999, 2011				05/23/2023 11:34
	SW-846 9036 (Total)				05/25/2023 17:13
	SW-846 9040B Field				05/22/2023 14:28
	SW-846 9214 (Total)				05/26/2023 12:19
	SW-846 9251 (Total)				05/25/2023 17:08



Dates Report

<http://www.teklabinc.com/>

Client: Ramboll

Work Order: 23050523

Client Project: BAL-23Q2

Report Date: 19-Jun-23

Sample ID	Client Sample ID Test Name	Collection Date	Received Date	Prep Date/Time	Analysis Date/Time
23050523-032B	BAL_MW-383	05/22/2023 14:28	05/22/2023 19:05		
	Standard Methods 2320 B (Dissolved) 1997, 2011				05/26/2023 10:50
	Standard Methods 2320 B (Dissolved) 1997, 2011				05/26/2023 10:50
	Standard Methods 4500-NO2 B (Dissolved) 2000, 2011				05/24/2023 11:09
	Standard Methods 4500-NO3 F (Dissolved) 2000, 2011				05/23/2023 12:37
	Standard Methods 4500-NO3 F (Dissolved) 2000, 2011				05/23/2023 12:37
	Standard Methods 4500-P E (Dissolved) 1999, 2011				05/23/2023 12:07
	Standard Methods 4500-P E (Dissolved) 1999				05/23/2023 12:07
	SW-846 9036 (Dissolved)				05/25/2023 13:37
	SW-846 9251 (Dissolved)				05/25/2023 13:27
23050523-032C	BAL_MW-383	05/22/2023 14:28	05/22/2023 19:05		
	SW-846 3005A, 6010B, Metals by ICP (Total)			05/24/2023 8:45	05/24/2023 17:35
	SW-846 3005A, 6010B, Metals by ICP (Total)			05/24/2023 8:45	05/25/2023 13:14
	SW-846 3005A, 6010B, Metals by ICP (Total)			05/24/2023 8:45	05/27/2023 5:35
	SW-846 3005A, 6020A, Metals by ICPMS (Total)			05/24/2023 8:45	05/25/2023 18:33
	SW-846 7470A (Total)			05/24/2023 8:18	05/24/2023 14:43
23050523-032D	BAL_MW-383	05/22/2023 14:28	05/22/2023 19:05		
	SW-846 3005A, 6010B, Metals by ICP (Dissolved)			05/25/2023 7:47	05/25/2023 13:43
23050523-032E	BAL_MW-383	05/22/2023 14:28	05/22/2023 19:05		
	SW-846 9060				06/01/2023 20:34
23050523-032F	BAL_MW-383	05/22/2023 14:28	05/22/2023 19:05		
	SW-846 9060				05/30/2023 22:10
23050523-033A	BAL_MW-384	05/22/2023 13:43	05/22/2023 19:05		
	Ferrous Iron by CHEMets Kit				05/22/2023 13:43
	Field Elevation Measurements				05/22/2023 13:43
	Standard Methods 2130 B Field				05/22/2023 13:43
	Standard Methods 18th Ed. 2580 B Field				05/22/2023 13:43
	Standard Methods 2320 B (Total) 1997, 2011				05/26/2023 10:57
	Standard Methods 2320 B 1997, 2011				05/26/2023 10:57
	Standard Methods 2510 B Field				05/22/2023 13:43
	Standard Methods 2540 C (Total) 1997, 2011				05/24/2023 13:21
	Standard Methods 2550 B Field				05/22/2023 13:43
	Standard Methods 4500-NO2 B (Total) 2000, 2011				05/24/2023 11:14
	Standard Methods 4500-NO3 F (Total) 2000, 2011				05/23/2023 13:14
	Standard Methods 4500-NO3 F (Total) 2000, 2011				05/23/2023 13:14
	Standard Methods 4500-O G Field				05/22/2023 13:43
	Standard Methods 4500-P E 1999				05/23/2023 11:35



Dates Report

<http://www.teklabinc.com/>

Client: Ramboll
Client Project: BAL-23Q2

Work Order: 23050523
Report Date: 19-Jun-23

Sample ID	Client Sample ID Test Name	Collection Date	Received Date	Prep Date/Time	Analysis Date/Time
	Standard Methods 4500-P E 1999, 2011				05/23/2023 11:35
	SW-846 9036 (Total)				05/25/2023 17:14
	SW-846 9040B Field				05/22/2023 13:43
	SW-846 9214 (Total)				05/26/2023 12:21
	SW-846 9251 (Total)				05/25/2023 17:21
23050523-033B	BAL_MW-384	05/22/2023 13:43	05/22/2023 19:05		
	Standard Methods 2320 B (Dissolved) 1997, 2011				05/26/2023 11:04
	Standard Methods 2320 B (Dissolved) 1997, 2011				05/26/2023 11:04
	Standard Methods 4500-NO2 B (Dissolved) 2000, 2011				05/24/2023 11:09
	Standard Methods 4500-NO3 F (Dissolved) 2000, 2011				05/23/2023 12:52
	Standard Methods 4500-NO3 F (Dissolved) 2000, 2011				05/23/2023 12:52
	Standard Methods 4500-P E (Dissolved) 1999, 2011				05/23/2023 12:07
	Standard Methods 4500-P E (Dissolved) 1999				05/23/2023 12:07
	SW-846 9036 (Dissolved)				05/25/2023 13:53
	SW-846 9251 (Dissolved)				05/25/2023 13:53
23050523-033C	BAL_MW-384	05/22/2023 13:43	05/22/2023 19:05		
	SW-846 3005A, 6010B, Metals by ICP (Total)			05/24/2023 8:45	05/24/2023 17:36
	SW-846 3005A, 6010B, Metals by ICP (Total)			05/24/2023 8:45	05/25/2023 13:13
	SW-846 3005A, 6010B, Metals by ICP (Total)			05/24/2023 8:45	05/25/2023 13:15
	SW-846 3005A, 6010B, Metals by ICP (Total)			05/24/2023 8:45	05/27/2023 5:39
	SW-846 3005A, 6020A, Metals by ICPMS (Total)			05/24/2023 8:45	05/25/2023 19:05
	SW-846 7470A (Total)			05/24/2023 8:18	05/24/2023 14:46
23050523-033D	BAL_MW-384	05/22/2023 13:43	05/22/2023 19:05		
	SW-846 3005A, 6010B, Metals by ICP (Dissolved)			05/25/2023 7:47	05/25/2023 13:45
23050523-033E	BAL_MW-384	05/22/2023 13:43	05/22/2023 19:05		
	SW-846 9060				06/01/2023 20:41
23050523-033F	BAL_MW-384	05/22/2023 13:43	05/22/2023 19:05		
	SW-846 9060				05/30/2023 22:16
23050523-034A	BAL_MW-390	05/17/2023 15:25	05/17/2023 18:40		
	Ferrous Iron by CHEMets Kit				05/17/2023 15:25
	Field Elevation Measurements				05/17/2023 15:25
	Standard Methods 2130 B Field				05/17/2023 15:25
	Standard Methods 18th Ed. 2580 B Field				05/17/2023 15:25
	Standard Methods 2320 B (Total) 1997, 2011				05/19/2023 12:17
	Standard Methods 2320 B 1997, 2011				05/19/2023 12:17
	Standard Methods 2510 B Field				05/17/2023 15:25
	Standard Methods 2540 C (Total) 1997, 2011				05/22/2023 10:29



Dates Report

<http://www.teklabinc.com/>

Client: Ramboll

Work Order: 23050523

Client Project: BAL-23Q2

Report Date: 19-Jun-23

Sample ID	Client Sample ID Test Name	Collection Date	Received Date	Prep Date/Time	Analysis Date/Time
	Standard Methods 2550 B Field				05/17/2023 15:25
	Standard Methods 4500-NO2 B (Total) 2000, 2011				05/18/2023 18:10
	Standard Methods 4500-NO3 F (Total) 2000, 2011				05/18/2023 15:01
	Standard Methods 4500-NO3 F (Total) 2000, 2011				05/18/2023 15:01
	Standard Methods 4500-O G Field				05/17/2023 15:25
	Standard Methods 4500-P E 1999				05/19/2023 13:16
	Standard Methods 4500-P E 1999, 2011				05/19/2023 13:16
	SW-846 9036 (Total)				05/19/2023 12:23
	SW-846 9040B Field				05/17/2023 15:25
	SW-846 9214 (Total)				05/19/2023 13:07
	SW-846 9251 (Total)				05/19/2023 12:24
23050523-034B	BAL_MW-390	05/17/2023 15:25	05/17/2023 18:40		
	Standard Methods 2320 B (Dissolved) 1997, 2011				05/19/2023 11:29
	Standard Methods 2320 B (Dissolved) 1997, 2011				05/19/2023 11:29
	Standard Methods 4500-NO2 B (Dissolved) 2000, 2011				05/18/2023 18:06
	Standard Methods 4500-NO3 F (Dissolved) 2000, 2011				05/18/2023 17:37
	Standard Methods 4500-NO3 F (Dissolved) 2000, 2011				05/18/2023 17:37
	Standard Methods 4500-P E (Dissolved) 1999, 2011				05/19/2023 12:34
	Standard Methods 4500-P E (Dissolved) 1999				05/19/2023 12:34
	SW-846 9036 (Dissolved)				05/19/2023 10:32
	SW-846 9251 (Dissolved)				05/19/2023 10:33
23050523-034C	BAL_MW-390	05/17/2023 15:25	05/17/2023 18:40		
	SW-846 3005A, 6010B, Metals by ICP (Total)			05/18/2023 11:47	05/19/2023 23:17
	SW-846 3005A, 6010B, Metals by ICP (Total)			05/18/2023 11:47	05/22/2023 18:50
	SW-846 3005A, 6010B, Metals by ICP (Total)			05/18/2023 11:47	05/22/2023 20:39
	SW-846 3005A, 6010B, Metals by ICP (Total)			05/18/2023 11:47	05/26/2023 20:37
	SW-846 3005A, 6020A, Metals by ICPMS (Total)			05/18/2023 11:47	05/19/2023 18:55
	SW-846 3005A, 6020A, Metals by ICPMS (Total)			05/18/2023 11:47	05/22/2023 15:11
	SW-846 7470A (Total)			05/18/2023 11:41	05/19/2023 8:39
23050523-034D	BAL_MW-390	05/17/2023 15:25	05/17/2023 18:40		
	SW-846 3005A, 6010B, Metals by ICP (Dissolved)			05/18/2023 14:12	05/19/2023 16:54
	SW-846 3005A, 6010B, Metals by ICP (Dissolved)			05/18/2023 14:12	05/22/2023 11:47
23050523-034E	BAL_MW-390	05/17/2023 15:25	05/17/2023 18:40		
	SW-846 9060				05/22/2023 17:31
23050523-034F	BAL_MW-390	05/17/2023 15:25	05/17/2023 18:40		
	SW-846 9060				05/22/2023 12:59
23050523-036A	BAL_MW-392	05/16/2023 11:31	05/17/2023 18:40		



Dates Report

<http://www.teklabinc.com/>

Client: Ramboll

Work Order: 23050523

Client Project: BAL-23Q2

Report Date: 19-Jun-23

Sample ID	Client Sample ID Test Name	Collection Date	Received Date	Prep Date/Time	Analysis Date/Time
	Ferrous Iron by CHEMets Kit				05/16/2023 11:31
	Field Elevation Measurements				05/16/2023 11:31
	Standard Methods 2130 B Field				05/16/2023 11:31
	Standard Methods 18th Ed. 2580 B Field				05/16/2023 11:31
	Standard Methods 2320 B (Total) 1997, 2011				05/22/2023 15:58
	Standard Methods 2320 B 1997, 2011				05/22/2023 15:58
	Standard Methods 2510 B Field				05/16/2023 11:31
	Standard Methods 2540 C (Total) 1997, 2011				05/18/2023 10:13
	Standard Methods 2550 B Field				05/16/2023 11:31
	Standard Methods 4500-NO2 B (Total) 2000, 2011				05/22/2023 20:02
	Standard Methods 4500-NO3 F (Total) 2000, 2011				05/23/2023 10:09
	Standard Methods 4500-NO3 F (Total) 2000, 2011				05/23/2023 10:09
	Standard Methods 4500-O G Field				05/16/2023 11:31
	Standard Methods 4500-P E 1999				05/17/2023 14:09
	Standard Methods 4500-P E 1999, 2011				05/17/2023 14:09
	SW-846 9036 (Total)				05/18/2023 23:25
	SW-846 9040B Field				05/16/2023 11:31
	SW-846 9214 (Total)				05/18/2023 12:15
	SW-846 9251 (Total)				05/28/2023 1:06
23050523-036B	BAL_MW-392	05/16/2023 11:31	05/17/2023 18:40		
	Standard Methods 2320 B (Dissolved) 1997, 2011				05/18/2023 9:27
	Standard Methods 2320 B (Dissolved) 1997, 2011				05/18/2023 9:27
	Standard Methods 4500-NO2 B (Dissolved) 2000, 2011				05/17/2023 19:20
	Standard Methods 4500-NO3 F (Dissolved) 2000, 2011				05/17/2023 19:31
	Standard Methods 4500-NO3 F (Dissolved) 2000, 2011				05/17/2023 19:31
	Standard Methods 4500-P E (Dissolved) 1999, 2011				05/17/2023 15:05
	Standard Methods 4500-P E (Dissolved) 1999				05/17/2023 15:05
	SW-846 9036 (Dissolved)				05/18/2023 11:55
	SW-846 9251 (Dissolved)				05/19/2023 10:59
23050523-036C	BAL_MW-392	05/16/2023 11:31	05/17/2023 18:40		
	SW-846 3005A, 6010B, Metals by ICP (Total)			05/17/2023 11:49	05/22/2023 13:02
	SW-846 3005A, 6010B, Metals by ICP (Total)			05/17/2023 11:49	05/23/2023 0:07
	SW-846 3005A, 6010B, Metals by ICP (Total)			05/17/2023 11:49	05/23/2023 16:29
	SW-846 3005A, 6010B, Metals by ICP (Total)			05/26/2023 17:39	05/31/2023 13:57
	SW-846 3005A, 6020A, Metals by ICPMS (Total)			05/17/2023 11:49	05/18/2023 19:55
	SW-846 7470A (Total)			05/18/2023 11:41	05/19/2023 8:44
23050523-036D	BAL_MW-392	05/16/2023 11:31	05/17/2023 18:40		
	SW-846 3005A, 6010B, Metals by ICP (Dissolved)			05/17/2023 12:16	05/18/2023 10:40



Dates Report

<http://www.teklabinc.com/>

Client: Ramboll

Work Order: 23050523

Client Project: BAL-23Q2

Report Date: 19-Jun-23

Sample ID	Client Sample ID Test Name	Collection Date	Received Date	Prep Date/Time	Analysis Date/Time
23050523-036E	BAL_MW-392	05/16/2023 11:31	05/17/2023 18:40		
	SW-846 9060				05/22/2023 18:28
23050523-036F	BAL_MW-392	05/16/2023 11:31	05/17/2023 18:40		
	SW-846 9060				05/22/2023 13:43
23050523-037A	BAL_MW-393	05/15/2023 15:43	05/15/2023 18:05		
	Ferrous Iron by CHEMets Kit				05/15/2023 15:43
	Field Elevation Measurements				05/15/2023 15:43
	Standard Methods 2130 B Field				05/15/2023 15:43
	Standard Methods 18th Ed. 2580 B Field				05/15/2023 15:43
	Standard Methods 2320 B (Total) 1997, 2011				05/18/2023 12:27
	Standard Methods 2320 B 1997, 2011				05/18/2023 12:27
	Standard Methods 2510 B Field				05/15/2023 15:43
	Standard Methods 2540 C (Total) 1997, 2011				05/18/2023 10:13
	Standard Methods 2550 B Field				05/15/2023 15:43
	Standard Methods 4500-NO2 B (Total) 2000, 2011				05/16/2023 18:08
	Standard Methods 4500-NO3 F (Total) 2000, 2011				05/17/2023 17:46
	Standard Methods 4500-NO3 F (Total) 2000, 2011				05/17/2023 17:46
	Standard Methods 4500-O G Field				05/15/2023 15:43
	Standard Methods 4500-P E 1999				05/17/2023 14:10
	Standard Methods 4500-P E 1999, 2011				05/17/2023 14:10
	SW-846 9036 (Total)				05/18/2023 14:27
	SW-846 9040B Field				05/15/2023 15:43
	SW-846 9214 (Total)				05/18/2023 12:27
	SW-846 9251 (Total)				05/19/2023 13:07
23050523-037B	BAL_MW-393	05/15/2023 15:43	05/15/2023 18:05		
	Standard Methods 2320 B (Dissolved) 1997, 2011				05/18/2023 9:35
	Standard Methods 2320 B (Dissolved) 1997, 2011				05/18/2023 9:35
	Standard Methods 4500-NO2 B (Dissolved) 2000, 2011				05/16/2023 18:04
	Standard Methods 4500-NO3 F (Dissolved) 2000, 2011				05/17/2023 17:59
	Standard Methods 4500-NO3 F (Dissolved) 2000, 2011				05/17/2023 17:59
	Standard Methods 4500-P E (Dissolved) 1999, 2011				05/17/2023 15:05
	Standard Methods 4500-P E (Dissolved) 1999				05/17/2023 15:05
	SW-846 9036 (Dissolved)				05/18/2023 12:19
	SW-846 9251 (Dissolved)				05/19/2023 11:18
23050523-037C	BAL_MW-393	05/15/2023 15:43	05/15/2023 18:05		
	SW-846 3005A, 6010B, Metals by ICP (Total)			05/16/2023 17:34	05/20/2023 0:46
	SW-846 3005A, 6010B, Metals by ICP (Total)			05/16/2023 17:34	05/22/2023 12:33



Dates Report

<http://www.teklabinc.com/>

Client: Ramboll

Work Order: 23050523

Client Project: BAL-23Q2

Report Date: 19-Jun-23

Sample ID	Client Sample ID Test Name	Collection Date	Received Date	Prep Date/Time	Analysis Date/Time
	SW-846 3005A, 6010B, Metals by ICP (Total)			05/16/2023 17:34	05/22/2023 12:37
	SW-846 3005A, 6010B, Metals by ICP (Total)			05/16/2023 17:34	05/22/2023 18:18
	SW-846 3005A, 6020A, Metals by ICPMS (Total)			05/16/2023 17:34	05/17/2023 19:13
	SW-846 3005A, 6020A, Metals by ICPMS (Total)			05/16/2023 17:34	05/18/2023 22:32
	SW-846 7470A (Total)			05/17/2023 7:12	05/18/2023 8:52
23050523-037D	BAL_MW-393	05/15/2023 15:43	05/15/2023 18:05		
	SW-846 3005A, 6010B, Metals by ICP (Dissolved)			05/17/2023 12:16	05/18/2023 10:42
23050523-037E	BAL_MW-393	05/15/2023 15:43	05/15/2023 18:05		
	SW-846 9060				05/22/2023 18:34
23050523-037F	BAL_MW-393	05/15/2023 15:43	05/15/2023 18:05		
	SW-846 9060				05/22/2023 13:49
23050523-038A	BAL_MW-394	05/15/2023 13:53	05/15/2023 18:05		
	Ferrous Iron by CHEMets Kit				05/15/2023 13:53
	Field Elevation Measurements				05/15/2023 13:53
	Standard Methods 2130 B Field				05/15/2023 13:53
	Standard Methods 18th Ed. 2580 B Field				05/15/2023 13:53
	Standard Methods 2320 B (Total) 1997, 2011				05/18/2023 12:36
	Standard Methods 2320 B 1997, 2011				05/18/2023 12:36
	Standard Methods 2510 B Field				05/15/2023 13:53
	Standard Methods 2540 C (Total) 1997, 2011				05/18/2023 10:13
	Standard Methods 2550 B Field				05/15/2023 13:53
	Standard Methods 4500-NO2 B (Total) 2000, 2011				05/16/2023 18:08
	Standard Methods 4500-NO3 F (Total) 2000, 2011				05/18/2023 16:58
	Standard Methods 4500-NO3 F (Total) 2000, 2011				05/18/2023 16:58
	Standard Methods 4500-O G Field				05/15/2023 13:53
	Standard Methods 4500-P E 1999				05/17/2023 13:41
	Standard Methods 4500-P E 1999, 2011				05/17/2023 13:41
	SW-846 9036 (Total)				05/18/2023 14:34
	SW-846 9040B Field				05/15/2023 13:53
	SW-846 9214 (Total)				05/18/2023 12:33
	SW-846 9251 (Total)				05/19/2023 13:12
23050523-038B	BAL_MW-394	05/15/2023 13:53	05/15/2023 18:05		
	Standard Methods 2320 B (Dissolved) 1997, 2011				05/18/2023 9:43
	Standard Methods 2320 B (Dissolved) 1997, 2011				05/18/2023 9:43
	Standard Methods 4500-NO2 B (Dissolved) 2000, 2011				05/16/2023 18:05
	Standard Methods 4500-NO3 F (Dissolved) 2000, 2011				05/17/2023 18:01
	Standard Methods 4500-NO3 F (Dissolved) 2000, 2011				05/17/2023 18:01



Dates Report

<http://www.teklabinc.com/>

Client: Ramboll

Work Order: 23050523

Client Project: BAL-23Q2

Report Date: 19-Jun-23

Sample ID	Client Sample ID Test Name	Collection Date	Received Date	Prep Date/Time	Analysis Date/Time
	Standard Methods 4500-P E (Dissolved) 1999, 2011				05/17/2023 13:40
	Standard Methods 4500-P E (Dissolved) 1999				05/17/2023 13:40
	SW-846 9036 (Dissolved)				05/18/2023 12:27
	SW-846 9251 (Dissolved)				05/19/2023 11:20
23050523-038C	BAL_MW-394	05/15/2023 13:53	05/15/2023 18:05		
	SW-846 3005A, 6010B, Metals by ICP (Total)			05/16/2023 17:34	05/20/2023 0:50
	SW-846 3005A, 6010B, Metals by ICP (Total)			05/16/2023 17:34	05/22/2023 15:24
	SW-846 3005A, 6010B, Metals by ICP (Total)			05/16/2023 17:34	05/22/2023 15:27
	SW-846 3005A, 6010B, Metals by ICP (Total)			05/16/2023 17:34	05/22/2023 18:18
	SW-846 3005A, 6020A, Metals by ICPMS (Total)			05/16/2023 17:34	05/17/2023 19:19
	SW-846 3005A, 6020A, Metals by ICPMS (Total)			05/16/2023 17:34	05/18/2023 22:37
	SW-846 7470A (Total)			05/17/2023 7:12	05/17/2023 12:54
23050523-038D	BAL_MW-394	05/15/2023 13:53	05/15/2023 18:05		
	SW-846 3005A, 6010B, Metals by ICP (Dissolved)			05/17/2023 12:16	05/18/2023 10:44
23050523-038E	BAL_MW-394	05/15/2023 13:53	05/15/2023 18:05		
	SW-846 9060				05/22/2023 18:41
23050523-038F	BAL_MW-394	05/15/2023 13:53	05/15/2023 18:05		
	SW-846 9060				05/22/2023 13:56
23050523-039A	BAL_OW-156	05/16/2023 12:47	05/16/2023 18:45		
	Field Elevation Measurements				05/16/2023 12:47
	Standard Methods 2130 B Field				05/16/2023 12:47
	Standard Methods 18th Ed. 2580 B Field				05/16/2023 12:47
	Standard Methods 2510 B Field				05/16/2023 12:47
	Standard Methods 2550 B Field				05/16/2023 12:47
	Standard Methods 4500-O G Field				05/16/2023 12:47
	SW-846 9040B Field				05/16/2023 12:47
23050523-040A	BAL_OW-157	05/16/2023 16:15	05/16/2023 18:45		
	Field Elevation Measurements				05/16/2023 16:15
	Standard Methods 2130 B Field				05/16/2023 16:15
	Standard Methods 18th Ed. 2580 B Field				05/16/2023 16:15
	Standard Methods 2510 B Field				05/16/2023 16:15
	Standard Methods 2550 B Field				05/16/2023 16:15
	Standard Methods 4500-O G Field				05/16/2023 16:15
	SW-846 9040B Field				05/16/2023 16:15
23050523-041A	BAL_OW-256	05/17/2023 11:16	05/17/2023 18:40		
	Ferrous Iron by CHEMets Kit				05/17/2023 11:16
	Field Elevation Measurements				05/17/2023 11:16



Dates Report

<http://www.teklabinc.com/>

Client: Ramboll

Work Order: 23050523

Client Project: BAL-23Q2

Report Date: 19-Jun-23

Sample ID	Client Sample ID Test Name	Collection Date	Received Date	Prep Date/Time	Analysis Date/Time
	Standard Methods 2130 B Field				05/17/2023 11:16
	Standard Methods 18th Ed. 2580 B Field				05/17/2023 11:16
	Standard Methods 2320 B (Total) 1997, 2011				05/19/2023 12:34
	Standard Methods 2320 B 1997, 2011				05/19/2023 12:34
	Standard Methods 2510 B Field				05/17/2023 11:16
	Standard Methods 2540 C (Total) 1997, 2011				05/22/2023 10:30
	Standard Methods 2550 B Field				05/17/2023 11:16
	Standard Methods 4500-NO2 B (Total) 2000, 2011				05/18/2023 18:10
	Standard Methods 4500-NO3 F (Total) 2000, 2011				05/18/2023 18:04
	Standard Methods 4500-NO3 F (Total) 2000, 2011				05/18/2023 18:04
	Standard Methods 4500-O G Field				05/17/2023 11:16
	Standard Methods 4500-P E 1999				05/18/2023 12:05
	Standard Methods 4500-P E 1999, 2011				05/18/2023 12:05
	SW-846 9036 (Total)				05/21/2023 17:21
	SW-846 9040B Field				05/17/2023 11:16
	SW-846 9214 (Total)				05/19/2023 11:56
	SW-846 9251 (Total)				05/19/2023 13:20
23050523-041B	BAL_OW-256	05/17/2023 11:16	05/17/2023 18:40		
	Standard Methods 2320 B (Dissolved) 1997, 2011				05/19/2023 11:44
	Standard Methods 2320 B (Dissolved) 1997, 2011				05/19/2023 11:44
	Standard Methods 4500-NO2 B (Dissolved) 2000, 2011				05/18/2023 18:07
	Standard Methods 4500-NO3 F (Dissolved) 2000, 2011				05/18/2023 18:08
	Standard Methods 4500-NO3 F (Dissolved) 2000, 2011				05/18/2023 18:08
	Standard Methods 4500-P E (Dissolved) 1999, 2011				05/18/2023 12:08
	Standard Methods 4500-P E (Dissolved) 1999				05/18/2023 12:08
	SW-846 9036 (Dissolved)				05/21/2023 19:45
	SW-846 9251 (Dissolved)				05/19/2023 11:28
23050523-041C	BAL_OW-256	05/17/2023 11:16	05/17/2023 18:40		
	SW-846 3005A, 6010B, Metals by ICP (Total)			05/18/2023 11:47	05/19/2023 23:24
	SW-846 3005A, 6010B, Metals by ICP (Total)			05/18/2023 11:47	05/22/2023 18:52
	SW-846 3005A, 6010B, Metals by ICP (Total)			05/18/2023 11:47	05/22/2023 20:46
	SW-846 3005A, 6010B, Metals by ICP (Total)			05/18/2023 11:47	05/26/2023 20:45
	SW-846 3005A, 6020A, Metals by ICPMS (Total)			05/18/2023 11:47	05/19/2023 20:09
	SW-846 3005A, 6020A, Metals by ICPMS (Total)			05/18/2023 11:47	05/22/2023 16:31
	SW-846 7470A (Total)			05/18/2023 11:41	05/19/2023 8:46
23050523-041D	BAL_OW-256	05/17/2023 11:16	05/17/2023 18:40		
	SW-846 3005A, 6010B, Metals by ICP (Dissolved)			05/18/2023 14:12	05/19/2023 16:59
	SW-846 3005A, 6010B, Metals by ICP (Dissolved)			05/18/2023 14:12	05/22/2023 12:09



Dates Report

<http://www.teklabinc.com/>

Client: Ramboll

Work Order: 23050523

Client Project: BAL-23Q2

Report Date: 19-Jun-23

Sample ID	Client Sample ID Test Name	Collection Date	Received Date	Prep Date/Time	Analysis Date/Time
23050523-041E	BAL_OW-256	05/17/2023 11:16	05/17/2023 18:40		
	SW-846 9060				05/22/2023 18:47
23050523-041F	BAL_OW-256	05/17/2023 11:16	05/17/2023 18:40		
	SW-846 9060				05/22/2023 14:02
23050523-042A	BAL_OW-257	05/17/2023 12:50	05/17/2023 18:40		
	Ferrous Iron by CHEMets Kit				05/17/2023 12:50
	Field Elevation Measurements				05/17/2023 12:50
	Standard Methods 2130 B Field				05/17/2023 12:50
	Standard Methods 18th Ed. 2580 B Field				05/17/2023 12:50
	Standard Methods 2320 B (Total) 1997, 2011				05/19/2023 12:40
	Standard Methods 2320 B 1997, 2011				05/19/2023 12:40
	Standard Methods 2510 B Field				05/17/2023 12:50
	Standard Methods 2540 C (Total) 1997, 2011				05/22/2023 11:14
	Standard Methods 2550 B Field				05/17/2023 12:50
	Standard Methods 4500-NO2 B (Total) 2000, 2011				05/18/2023 18:11
	Standard Methods 4500-NO3 F (Total) 2000, 2011				05/18/2023 18:10
	Standard Methods 4500-NO3 F (Total) 2000, 2011				05/18/2023 18:10
	Standard Methods 4500-O G Field				05/17/2023 12:50
	Standard Methods 4500-P E 1999				05/19/2023 12:31
	Standard Methods 4500-P E 1999, 2011				05/19/2023 12:31
	SW-846 9036 (Total)				05/19/2023 13:28
	SW-846 9040B Field				05/17/2023 12:50
	SW-846 9214 (Total)				05/19/2023 13:26
	SW-846 9251 (Total)				05/19/2023 13:23
23050523-042B	BAL_OW-257	05/17/2023 12:50	05/17/2023 18:40		
	Standard Methods 2320 B (Dissolved) 1997, 2011				05/19/2023 11:57
	Standard Methods 2320 B (Dissolved) 1997, 2011				05/19/2023 11:57
	Standard Methods 4500-NO2 B (Dissolved) 2000, 2011				05/18/2023 18:08
	Standard Methods 4500-NO3 F (Dissolved) 2000, 2011				05/18/2023 14:41
	Standard Methods 4500-NO3 F (Dissolved) 2000, 2011				05/18/2023 14:41
	Standard Methods 4500-P E (Dissolved) 1999, 2011				05/19/2023 12:35
	Standard Methods 4500-P E (Dissolved) 1999				05/19/2023 12:35
	SW-846 9036 (Dissolved)				05/19/2023 11:36
	SW-846 9251 (Dissolved)				05/19/2023 11:31
23050523-042C	BAL_OW-257	05/17/2023 12:50	05/17/2023 18:40		
	SW-846 3005A, 6010B, Metals by ICP (Total)			05/18/2023 11:47	05/19/2023 23:28
	SW-846 3005A, 6010B, Metals by ICP (Total)			05/18/2023 11:47	05/22/2023 20:54



Dates Report

<http://www.teklabinc.com/>

Client: Ramboll

Work Order: 23050523

Client Project: BAL-23Q2

Report Date: 19-Jun-23

Sample ID	Client Sample ID Test Name	Collection Date	Received Date	Prep Date/Time	Analysis Date/Time
	SW-846 3005A, 6010B, Metals by ICP (Total)			05/18/2023 11:47	05/23/2023 13:41
	SW-846 3005A, 6010B, Metals by ICP (Total)			05/18/2023 11:47	05/26/2023 20:49
	SW-846 3005A, 6010B, Metals by ICP (Total)			05/18/2023 11:47	05/26/2023 20:52
	SW-846 3005A, 6020A, Metals by ICPMS (Total)			05/18/2023 11:47	05/22/2023 18:28
	SW-846 3005A, 6020A, Metals by ICPMS (Total)			05/18/2023 11:47	05/23/2023 8:40
	SW-846 7470A (Total)			05/18/2023 11:41	05/19/2023 8:48
23050523-042D	BAL_OW-257	05/17/2023 12:50	05/17/2023 18:40		
	SW-846 3005A, 6010B, Metals by ICP (Dissolved)			05/18/2023 14:12	05/19/2023 17:01
	SW-846 3005A, 6010B, Metals by ICP (Dissolved)			05/18/2023 14:12	05/22/2023 11:49
23050523-042E	BAL_OW-257	05/17/2023 12:50	05/17/2023 18:40		
	SW-846 9060				05/22/2023 18:53
23050523-042F	BAL_OW-257	05/17/2023 12:50	05/17/2023 18:40		
	SW-846 9060				05/22/2023 14:21
23050523-043A	BAL_PZ-169	05/16/2023 13:43	05/16/2023 18:45		
	Field Elevation Measurements				05/16/2023 13:43
23050523-044A	BAL_PZ-170	05/17/2023 11:53	05/17/2023 18:40		
	Ferrous Iron by CHEMets Kit				05/17/2023 11:53
	Field Elevation Measurements				05/17/2023 11:53
	Standard Methods 2130 B Field				05/17/2023 11:53
	Standard Methods 18th Ed. 2580 B Field				05/17/2023 11:53
	Standard Methods 2320 B (Total) 1997, 2011				05/19/2023 12:48
	Standard Methods 2320 B 1997, 2011				05/19/2023 12:48
	Standard Methods 2510 B Field				05/17/2023 11:53
	Standard Methods 2540 C (Total) 1997, 2011				05/22/2023 11:15
	Standard Methods 2550 B Field				05/17/2023 11:53
	Standard Methods 4500-NO2 B (Total) 2000, 2011				05/18/2023 18:11
	Standard Methods 4500-NO3 F (Total) 2000, 2011				05/18/2023 15:10
	Standard Methods 4500-NO3 F (Total) 2000, 2011				05/18/2023 15:10
	Standard Methods 4500-O G Field				05/17/2023 11:53
	Standard Methods 4500-P E 1999				05/18/2023 12:06
	Standard Methods 4500-P E 1999, 2011				05/18/2023 12:06
	SW-846 9036 (Total)				05/19/2023 13:36
	SW-846 9040B Field				05/17/2023 11:53
	SW-846 9214 (Total)				05/19/2023 11:59
	SW-846 9251 (Total)				05/19/2023 13:31
23050523-044B	BAL_PZ-170	05/17/2023 11:53	05/17/2023 18:40		
	Standard Methods 2320 B (Dissolved) 1997, 2011				05/19/2023 12:04



Dates Report

<http://www.teklabinc.com/>

Client: Ramboll

Work Order: 23050523

Client Project: BAL-23Q2

Report Date: 19-Jun-23

Sample ID	Client Sample ID Test Name	Collection Date	Received Date	Prep Date/Time	Analysis Date/Time
	Standard Methods 2320 B (Dissolved) 1997, 2011				05/19/2023 12:04
	Standard Methods 4500-NO2 B (Dissolved) 2000, 2011				05/18/2023 18:08
	Standard Methods 4500-NO3 F (Dissolved) 2000, 2011				05/18/2023 14:44
	Standard Methods 4500-NO3 F (Dissolved) 2000, 2011				05/18/2023 14:44
	Standard Methods 4500-P E (Dissolved) 1999, 2011				05/18/2023 12:09
	Standard Methods 4500-P E (Dissolved) 1999				05/18/2023 12:09
	SW-846 9036 (Dissolved)				05/19/2023 11:44
	SW-846 9251 (Dissolved)				05/19/2023 11:44
23050523-044C	BAL_PZ-170	05/17/2023 11:53	05/17/2023 18:40		
	SW-846 3005A, 6010B, Metals by ICP (Total)			05/18/2023 11:47	05/19/2023 23:32
	SW-846 3005A, 6010B, Metals by ICP (Total)			05/18/2023 11:47	05/22/2023 18:53
	SW-846 3005A, 6010B, Metals by ICP (Total)			05/18/2023 11:47	05/22/2023 20:57
	SW-846 3005A, 6010B, Metals by ICP (Total)			05/18/2023 11:47	05/26/2023 20:56
	SW-846 3005A, 6010B, Metals by ICP (Total)			05/18/2023 11:47	05/31/2023 13:07
	SW-846 3005A, 6020A, Metals by ICPMS (Total)			05/18/2023 11:47	05/19/2023 20:20
	SW-846 3005A, 6020A, Metals by ICPMS (Total)			05/18/2023 11:47	05/22/2023 18:34
	SW-846 7470A (Total)			05/18/2023 11:41	05/19/2023 8:50
23050523-044D	BAL_PZ-170	05/17/2023 11:53	05/17/2023 18:40		
	SW-846 3005A, 6010B, Metals by ICP (Dissolved)			05/18/2023 14:12	05/19/2023 17:02
	SW-846 3005A, 6010B, Metals by ICP (Dissolved)			05/18/2023 14:12	05/22/2023 12:12
23050523-044E	BAL_PZ-170	05/17/2023 11:53	05/17/2023 18:40		
	SW-846 9060				05/22/2023 19:00
23050523-044F	BAL_PZ-170	05/17/2023 11:53	05/17/2023 18:40		
	SW-846 9060				05/22/2023 14:28
23050523-045A	BAL_PZ-182	05/17/2023 14:21	05/17/2023 18:40		
	Ferrous Iron by CHEMets Kit				05/17/2023 14:21
	Field Elevation Measurements				05/17/2023 14:21
	Standard Methods 2130 B Field				05/17/2023 14:21
	Standard Methods 18th Ed. 2580 B Field				05/17/2023 14:21
	Standard Methods 2320 B (Total) 1997, 2011				05/19/2023 12:55
	Standard Methods 2320 B 1997, 2011				05/19/2023 12:55
	Standard Methods 2510 B Field				05/17/2023 14:21
	Standard Methods 2540 C (Total) 1997, 2011				05/22/2023 11:15
	Standard Methods 2550 B Field				05/17/2023 14:21
	Standard Methods 4500-NO2 B (Total) 2000, 2011				05/18/2023 18:12
	Standard Methods 4500-NO3 F (Total) 2000, 2011				05/18/2023 15:12
	Standard Methods 4500-NO3 F (Total) 2000, 2011				05/18/2023 15:12



Dates Report

<http://www.teklabinc.com/>

Client: Ramboll
Client Project: BAL-23Q2

Work Order: 23050523
Report Date: 19-Jun-23

Sample ID	Client Sample ID Test Name	Collection Date	Received Date	Prep Date/Time	Analysis Date/Time
	Standard Methods 4500-O G Field				05/17/2023 14:21
	Standard Methods 4500-P E 1999				05/19/2023 13:17
	Standard Methods 4500-P E 1999, 2011				05/19/2023 13:17
	SW-846 9036 (Total)				05/19/2023 13:58
	SW-846 9040B Field				05/17/2023 14:21
	SW-846 9214 (Total)				05/19/2023 13:28
	SW-846 9251 (Total)				05/19/2023 13:58
23050523-045B	BAL_PZ-182	05/17/2023 14:21	05/17/2023 18:40		
	Standard Methods 2320 B (Dissolved) 1997, 2011				05/19/2023 12:10
	Standard Methods 2320 B (Dissolved) 1997, 2011				05/19/2023 12:10
	Standard Methods 4500-NO2 B (Dissolved) 2000, 2011				05/18/2023 18:09
	Standard Methods 4500-NO3 F (Dissolved) 2000, 2011				05/18/2023 14:46
	Standard Methods 4500-NO3 F (Dissolved) 2000, 2011				05/18/2023 14:46
	Standard Methods 4500-P E (Dissolved) 1999, 2011				05/19/2023 12:36
	Standard Methods 4500-P E (Dissolved) 1999				05/19/2023 12:36
	SW-846 9036 (Dissolved)				05/19/2023 11:52
	SW-846 9251 (Dissolved)				05/19/2023 11:47
23050523-045C	BAL_PZ-182	05/17/2023 14:21	05/17/2023 18:40		
	SW-846 3005A, 6010B, Metals by ICP (Total)			05/18/2023 11:47	05/19/2023 23:54
	SW-846 3005A, 6010B, Metals by ICP (Total)			05/18/2023 11:47	05/22/2023 18:58
	SW-846 3005A, 6010B, Metals by ICP (Total)			05/18/2023 11:47	05/22/2023 21:27
	SW-846 3005A, 6010B, Metals by ICP (Total)			05/18/2023 11:47	05/26/2023 21:00
	SW-846 3005A, 6020A, Metals by ICPMS (Total)			05/18/2023 11:47	05/19/2023 21:12
	SW-846 3005A, 6020A, Metals by ICPMS (Total)			05/18/2023 11:47	05/22/2023 16:36
	SW-846 7470A (Total)			05/18/2023 11:41	05/19/2023 8:53
23050523-045D	BAL_PZ-182	05/17/2023 14:21	05/17/2023 18:40		
	SW-846 3005A, 6010B, Metals by ICP (Dissolved)			05/18/2023 14:12	05/19/2023 17:02
	SW-846 3005A, 6010B, Metals by ICP (Dissolved)			05/18/2023 14:12	05/22/2023 12:13
23050523-045E	BAL_PZ-182	05/17/2023 14:21	05/17/2023 18:40		
	SW-846 9060				05/22/2023 19:06
23050523-045F	BAL_PZ-182	05/17/2023 14:21	05/17/2023 18:40		
	SW-846 9060				05/22/2023 14:34
23050523-046A	BAL_TPZ-159	06/02/2023 10:12	06/02/2023 10:12		
	Field Elevation Measurements				06/02/2023 10:12
23050523-047A	BAL_TPZ-164_pore	05/23/2023 12:29	05/23/2023 20:30		
	Ferrous Iron by CHEMets Kit				05/23/2023 12:29
	Field Elevation Measurements				05/23/2023 12:29



Dates Report

<http://www.teklabinc.com/>

Client: Ramboll

Work Order: 23050523

Client Project: BAL-23Q2

Report Date: 19-Jun-23

Sample ID	Client Sample ID Test Name	Collection Date	Received Date	Prep Date/Time	Analysis Date/Time
	Standard Methods 4500-NO2 B (Total) 2000, 2011				05/24/2023 12:40
	Standard Methods 4500-NO3 F (Total) 2000, 2011				05/24/2023 15:23
	Standard Methods 4500-NO3 F (Total) 2000, 2011				05/24/2023 15:23
	Standard Methods 4500-P E 1999				05/25/2023 10:46
	Standard Methods 4500-P E 1999, 2011				05/25/2023 10:46
23050523-047B	BAL_TPZ-164_pore	05/23/2023 12:29	05/23/2023 20:30		
	Standard Methods 2320 B (Dissolved) 1997, 2011				05/26/2023 11:12
	Standard Methods 2320 B (Dissolved) 1997, 2011				05/26/2023 11:12
	Standard Methods 4500-NO2 B (Dissolved) 2000, 2011				05/24/2023 12:01
	Standard Methods 4500-NO3 F (Dissolved) 2000, 2011				05/25/2023 11:25
	Standard Methods 4500-NO3 F (Dissolved) 2000, 2011				05/25/2023 11:25
	Standard Methods 4500-P E (Dissolved) 1999, 2011				05/30/2023 10:47
	Standard Methods 4500-P E (Dissolved) 1999				05/30/2023 10:47
	SW-846 9036 (Dissolved)				05/25/2023 14:00
	SW-846 9251 (Dissolved)				05/25/2023 13:56
23050523-047C	BAL_TPZ-164_pore	05/23/2023 12:29	05/23/2023 20:30		
	SW-846 3005A, 6010B, Metals by ICP (Total)			05/24/2023 12:46	05/25/2023 20:43
23050523-047D	BAL_TPZ-164_pore	05/23/2023 12:29	05/23/2023 20:30		
	SW-846 3005A, 6010B, Metals by ICP (Dissolved)			05/25/2023 7:47	05/25/2023 13:46
23050523-047E	BAL_TPZ-164_pore	05/23/2023 12:29	05/23/2023 20:30		
	SW-846 9060				06/01/2023 21:19
23050523-047F	BAL_TPZ-164_pore	05/23/2023 12:29	05/23/2023 20:30		
	SW-846 9060				05/30/2023 22:22
23050523-048A	BAL_XPW01	05/23/2023 14:03	05/23/2023 20:30		
	Ferrous Iron by CHEMets Kit				05/23/2023 14:03
	Field Elevation Measurements				05/23/2023 14:03
	Standard Methods 2130 B Field				05/23/2023 14:03
	Standard Methods 18th Ed. 2580 B Field				05/23/2023 14:03
	Standard Methods 2320 B (Total) 1997, 2011				05/26/2023 11:18
	Standard Methods 2320 B 1997, 2011				05/26/2023 11:18
	Standard Methods 2510 B Field				05/23/2023 14:03
	Standard Methods 2540 C (Total) 1997, 2011				05/27/2023 9:24
	Standard Methods 2550 B Field				05/23/2023 14:03
	Standard Methods 4500-NO2 B (Total) 2000, 2011				05/24/2023 12:40
	Standard Methods 4500-NO3 F (Total) 2000, 2011				05/24/2023 15:25
	Standard Methods 4500-NO3 F (Total) 2000, 2011				05/24/2023 15:25
	Standard Methods 4500-O G Field				05/23/2023 14:03



Dates Report

<http://www.teklabinc.com/>

Client: Ramboll

Work Order: 23050523

Client Project: BAL-23Q2

Report Date: 19-Jun-23

Sample ID	Client Sample ID Test Name	Collection Date	Received Date	Prep Date/Time	Analysis Date/Time
	Standard Methods 4500-P E 1999				05/24/2023 11:26
	Standard Methods 4500-P E 1999, 2011				05/24/2023 11:26
	SW-846 9036 (Total)				05/28/2023 0:22
	SW-846 9040B Field				05/23/2023 14:03
	SW-846 9214 (Total)				05/26/2023 12:22
	SW-846 9251 (Total)				05/25/2023 17:24
23050523-048B	BAL_XPW01	05/23/2023 14:03	05/23/2023 20:30		
	Standard Methods 2320 B (Dissolved) 1997, 2011				05/26/2023 11:23
	Standard Methods 2320 B (Dissolved) 1997, 2011				05/26/2023 11:23
	Standard Methods 4500-NO2 B (Dissolved) 2000, 2011				05/24/2023 12:01
	Standard Methods 4500-NO3 F (Dissolved) 2000, 2011				05/24/2023 15:12
	Standard Methods 4500-NO3 F (Dissolved) 2000, 2011				05/24/2023 15:12
	Standard Methods 4500-P E (Dissolved) 1999, 2011				05/24/2023 11:58
	Standard Methods 4500-P E (Dissolved) 1999				05/24/2023 11:58
	SW-846 9036 (Dissolved)				05/27/2023 23:35
	SW-846 9251 (Dissolved)				05/25/2023 14:20
23050523-048C	BAL_XPW01	05/23/2023 14:03	05/23/2023 20:30		
	SW-846 3005A, 6010B, Metals by ICP (Total)			05/24/2023 12:46	05/25/2023 21:09
	SW-846 3005A, 6010B, Metals by ICP (Total)			05/24/2023 12:46	05/26/2023 22:18
	SW-846 3005A, 6020A, Metals by ICPMS (Total)			05/24/2023 12:46	05/27/2023 10:00
	SW-846 7470A (Total)			05/24/2023 12:10	05/25/2023 10:46
23050523-048D	BAL_XPW01	05/23/2023 14:03	05/23/2023 20:30		
	SW-846 3005A, 6010B, Metals by ICP (Dissolved)			05/25/2023 7:47	05/25/2023 13:48
23050523-048E	BAL_XPW01	05/23/2023 14:03	05/23/2023 20:30		
	SW-846 9060				06/01/2023 21:25
23050523-048F	BAL_XPW01	05/23/2023 14:03	05/23/2023 20:30		
	SW-846 9060				05/30/2023 22:29
23050523-049A	BAL_XPW02	05/23/2023 10:55	05/23/2023 20:30		
	Field Elevation Measurements				05/23/2023 10:55
	Standard Methods 2130 B Field				05/23/2023 10:55
	Standard Methods 18th Ed. 2580 B Field				05/23/2023 10:55
	Standard Methods 2320 B (Total) 1997, 2011				05/26/2023 11:29
	Standard Methods 2320 B 1997, 2011				05/26/2023 11:29
	Standard Methods 2510 B Field				05/23/2023 10:55
	Standard Methods 2540 C (Total) 1997, 2011				05/27/2023 8:44
	Standard Methods 2550 B Field				05/23/2023 10:55
	Standard Methods 4500-O G Field				05/23/2023 10:55



Dates Report

<http://www.teklabinc.com/>

Client: Ramboll
Client Project: BAL-23Q2

Work Order: 23050523
Report Date: 19-Jun-23

Sample ID	Client Sample ID Test Name	Collection Date	Received Date	Prep Date/Time	Analysis Date/Time
	SW-846 9036 (Total)				05/25/2023 17:30
	SW-846 9040B Field				05/23/2023 10:55
	SW-846 9214 (Total)				05/26/2023 12:24
	SW-846 9251 (Total)				05/25/2023 17:32
23050523-049B	BAL_XPW02	05/23/2023 10:55	05/23/2023 20:30		
	SW-846 3005A, 6010B, Metals by ICP (Total)			05/24/2023 12:46	05/25/2023 21:13
	SW-846 3005A, 6010B, Metals by ICP (Total)			05/24/2023 12:46	05/26/2023 22:22
	SW-846 3005A, 6020A, Metals by ICPMS (Total)			05/24/2023 12:46	05/27/2023 10:06
	SW-846 7470A (Total)			05/24/2023 12:10	05/25/2023 10:48
23050523-050A	BAL_XPW04	05/23/2023 13:03	05/23/2023 20:30		
	Field Elevation Measurements				05/23/2023 13:03
	Standard Methods 2130 B Field				05/23/2023 13:03
	Standard Methods 18th Ed. 2580 B Field				05/23/2023 13:03
	Standard Methods 2320 B (Total) 1997, 2011				05/26/2023 11:51
	Standard Methods 2320 B 1997, 2011				05/26/2023 11:51
	Standard Methods 2510 B Field				05/23/2023 13:03
	Standard Methods 2540 C (Total) 1997, 2011				05/27/2023 8:44
	Standard Methods 2550 B Field				05/23/2023 13:03
	Standard Methods 4500-O G Field				05/23/2023 13:03
	SW-846 9036 (Total)				05/25/2023 17:58
	SW-846 9040B Field				05/23/2023 13:03
	SW-846 9214 (Total)				05/26/2023 12:37
	SW-846 9251 (Total)				05/25/2023 17:40
23050523-050B	BAL_XPW04	05/23/2023 13:03	05/23/2023 20:30		
	SW-846 3005A, 6010B, Metals by ICP (Total)			05/24/2023 12:46	05/25/2023 21:17
	SW-846 3005A, 6010B, Metals by ICP (Total)			05/24/2023 12:46	05/26/2023 22:25
	SW-846 3005A, 6010B, Metals by ICP (Total)			05/24/2023 12:46	05/26/2023 22:29
	SW-846 3005A, 6020A, Metals by ICPMS (Total)			05/24/2023 12:46	05/27/2023 11:14
	SW-846 7470A (Total)			05/24/2023 12:10	05/25/2023 10:55
23050523-051A	BAL_XPW05	05/23/2023 11:42	05/23/2023 20:30		
	Ferrous Iron by CHEMets Kit				05/23/2023 11:42
	Field Elevation Measurements				05/23/2023 11:42
	Standard Methods 2130 B Field				05/23/2023 11:42
	Standard Methods 18th Ed. 2580 B Field				05/23/2023 11:42
	Standard Methods 2320 B (Total) 1997, 2011				05/26/2023 11:57
	Standard Methods 2320 B 1997, 2011				05/26/2023 11:57
	Standard Methods 2510 B Field				05/23/2023 11:42



Dates Report

<http://www.teklabinc.com/>

Client: Ramboll

Work Order: 23050523

Client Project: BAL-23Q2

Report Date: 19-Jun-23

Sample ID	Client Sample ID Test Name	Collection Date	Received Date	Prep Date/Time	Analysis Date/Time
	Standard Methods 2540 C (Total) 1997, 2011				05/27/2023 8:45
	Standard Methods 2550 B Field				05/23/2023 11:42
	Standard Methods 4500-NO2 B (Total) 2000, 2011				05/24/2023 12:40
	Standard Methods 4500-NO3 F (Total) 2000, 2011				05/24/2023 15:28
	Standard Methods 4500-NO3 F (Total) 2000, 2011				05/24/2023 15:28
	Standard Methods 4500-O G Field				05/23/2023 11:42
	Standard Methods 4500-P E 1999				05/24/2023 11:27
	Standard Methods 4500-P E 1999, 2011				05/24/2023 11:27
	SW-846 9036 (Total)				05/25/2023 18:06
	SW-846 9040B Field				05/23/2023 11:42
	SW-846 9214 (Total)				05/26/2023 12:39
	SW-846 9251 (Total)				05/25/2023 18:01
23050523-051B	BAL_XPW05	05/23/2023 11:42	05/23/2023 20:30		
	Standard Methods 2320 B (Dissolved) 1997, 2011				05/26/2023 12:03
	Standard Methods 2320 B (Dissolved) 1997, 2011				05/26/2023 12:03
	Standard Methods 4500-NO2 B (Dissolved) 2000, 2011				05/24/2023 12:01
	Standard Methods 4500-NO3 F (Dissolved) 2000, 2011				05/24/2023 15:14
	Standard Methods 4500-NO3 F (Dissolved) 2000, 2011				05/24/2023 15:14
	Standard Methods 4500-P E (Dissolved) 1999, 2011				05/24/2023 11:59
	Standard Methods 4500-P E (Dissolved) 1999				05/24/2023 11:59
	SW-846 9036 (Dissolved)				05/25/2023 14:33
	SW-846 9251 (Dissolved)				05/25/2023 14:28
23050523-051C	BAL_XPW05	05/23/2023 11:42	05/23/2023 20:30		
	SW-846 3005A, 6010B, Metals by ICP (Total)			05/24/2023 12:46	05/25/2023 21:20
	SW-846 3005A, 6010B, Metals by ICP (Total)			05/24/2023 12:46	05/26/2023 22:33
	SW-846 3005A, 6020A, Metals by ICPMS (Total)			05/24/2023 12:46	05/27/2023 11:20
	SW-846 7470A (Total)			05/24/2023 12:10	05/25/2023 10:57
23050523-051D	BAL_XPW05	05/23/2023 11:42	05/23/2023 20:30		
	SW-846 3005A, 6010B, Metals by ICP (Dissolved)			05/25/2023 7:47	05/25/2023 13:49
23050523-051E	BAL_XPW05	05/23/2023 11:42	05/23/2023 20:30		
	SW-846 9060				06/01/2023 21:32
23050523-051F	BAL_XPW05	05/23/2023 11:42	05/23/2023 20:30		
	SW-846 9060				05/30/2023 22:35
23050523-052A	BAL_XPW06	05/23/2023 15:08	05/23/2023 20:30		
	Ferrous Iron by CHEMets Kit				05/23/2023 15:08
	Field Elevation Measurements				05/23/2023 15:08
	Standard Methods 2130 B Field				05/23/2023 15:08



Dates Report

<http://www.teklabinc.com/>

Client: Ramboll

Work Order: 23050523

Client Project: BAL-23Q2

Report Date: 19-Jun-23

Sample ID	Client Sample ID Test Name	Collection Date	Received Date	Prep Date/Time	Analysis Date/Time
	Standard Methods 18th Ed. 2580 B Field				05/23/2023 15:08
	Standard Methods 2320 B (Total) 1997, 2011				05/26/2023 12:08
	Standard Methods 2320 B 1997, 2011				05/26/2023 12:08
	Standard Methods 2510 B Field				05/23/2023 15:08
	Standard Methods 2540 C (Total) 1997, 2011				05/27/2023 9:24
	Standard Methods 2550 B Field				05/23/2023 15:08
	Standard Methods 4500-NO2 B (Total) 2000, 2011				05/24/2023 12:41
	Standard Methods 4500-NO3 F (Total) 2000, 2011				05/24/2023 15:48
	Standard Methods 4500-NO3 F (Total) 2000, 2011				05/24/2023 15:48
	Standard Methods 4500-O G Field				05/23/2023 15:08
	Standard Methods 4500-P E 1999				05/24/2023 11:27
	Standard Methods 4500-P E 1999, 2011				05/24/2023 11:27
	SW-846 9036 (Total)				05/25/2023 18:14
	SW-846 9040B Field				05/23/2023 15:08
	SW-846 9214 (Total)				05/26/2023 12:40
	SW-846 9251 (Total)				05/25/2023 18:09
23050523-052B	BAL_XPW06	05/23/2023 15:08	05/23/2023 20:30		
	Standard Methods 2320 B (Dissolved) 1997, 2011				05/26/2023 12:15
	Standard Methods 2320 B (Dissolved) 1997, 2011				05/26/2023 12:15
	Standard Methods 4500-NO2 B (Dissolved) 2000, 2011				05/24/2023 12:01
	Standard Methods 4500-NO3 F (Dissolved) 2000, 2011				05/24/2023 15:17
	Standard Methods 4500-NO3 F (Dissolved) 2000, 2011				05/24/2023 15:17
	Standard Methods 4500-P E (Dissolved) 1999, 2011				05/30/2023 10:48
	Standard Methods 4500-P E (Dissolved) 1999				05/30/2023 10:48
	SW-846 9036 (Dissolved)				05/25/2023 14:41
	SW-846 9251 (Dissolved)				05/25/2023 14:36
23050523-052C	BAL_XPW06	05/23/2023 15:08	05/23/2023 20:30		
	SW-846 3005A, 6010B, Metals by ICP (Total)			05/24/2023 12:46	05/25/2023 21:24
	SW-846 3005A, 6010B, Metals by ICP (Total)			05/24/2023 12:46	05/26/2023 22:36
	SW-846 3005A, 6010B, Metals by ICP (Total)			05/24/2023 12:46	05/26/2023 22:40
	SW-846 3005A, 6020A, Metals by ICPMS (Total)			05/24/2023 12:46	05/27/2023 11:26
	SW-846 7470A (Total)			05/24/2023 12:10	05/25/2023 11:00
23050523-052D	BAL_XPW06	05/23/2023 15:08	05/23/2023 20:30		
	SW-846 3005A, 6010B, Metals by ICP (Dissolved)			05/25/2023 7:47	05/25/2023 13:51
	SW-846 3005A, 6010B, Metals by ICP (Dissolved)			05/25/2023 7:47	05/30/2023 9:57
23050523-052E	BAL_XPW06	05/23/2023 15:08	05/23/2023 20:30		
	SW-846 9060				06/01/2023 21:51



Dates Report

<http://www.teklabinc.com/>

Client: Ramboll

Work Order: 23050523

Client Project: BAL-23Q2

Report Date: 19-Jun-23

Sample ID	Client Sample ID Test Name	Collection Date	Received Date	Prep Date/Time	Analysis Date/Time
23050523-052F	BAL_XPW06	05/23/2023 15:08	05/23/2023 20:30		
	SW-846 9060				05/30/2023 22:42
23050523-053A	BAL_MW-304 Duplicate	05/22/2023 10:41	05/22/2023 19:05		
	Ferrous Iron by CHEMets Kit				05/22/2023 10:41
	Field Elevation Measurements				05/22/2023 10:41
	Standard Methods 2130 B Field				05/22/2023 10:41
	Standard Methods 18th Ed. 2580 B Field				05/22/2023 10:41
	Standard Methods 2320 B (Total) 1997, 2011				05/26/2023 12:22
	Standard Methods 2320 B 1997, 2011				05/26/2023 12:22
	Standard Methods 2510 B Field				05/22/2023 10:41
	Standard Methods 2540 C (Total) 1997, 2011				05/24/2023 13:21
	Standard Methods 2550 B Field				05/22/2023 10:41
	Standard Methods 4500-NO2 B (Total) 2000, 2011				05/24/2023 11:14
	Standard Methods 4500-NO3 F (Total) 2000, 2011				05/23/2023 13:29
	Standard Methods 4500-NO3 F (Total) 2000, 2011				05/23/2023 13:29
	Standard Methods 4500-O G Field				05/22/2023 10:41
	Standard Methods 4500-P E 1999				05/23/2023 11:35
	Standard Methods 4500-P E 1999, 2011				05/23/2023 11:35
	SW-846 9036 (Total)				05/25/2023 18:21
	SW-846 9040B Field				05/22/2023 10:41
	SW-846 9214 (Total)				05/26/2023 12:42
	SW-846 9251 (Total)				05/25/2023 18:22
23050523-053B	BAL_MW-304 Duplicate	05/22/2023 10:41	05/22/2023 19:05		
	Standard Methods 2320 B (Dissolved) 1997, 2011				05/26/2023 12:31
	Standard Methods 2320 B (Dissolved) 1997, 2011				05/26/2023 12:31
	Standard Methods 4500-NO2 B (Dissolved) 2000, 2011				05/24/2023 11:09
	Standard Methods 4500-NO3 F (Dissolved) 2000, 2011				05/23/2023 12:54
	Standard Methods 4500-NO3 F (Dissolved) 2000, 2011				05/23/2023 12:54
	Standard Methods 4500-P E (Dissolved) 1999, 2011				05/23/2023 12:08
	Standard Methods 4500-P E (Dissolved) 1999				05/23/2023 12:08
	SW-846 9036 (Dissolved)				05/25/2023 14:48
	SW-846 9251 (Dissolved)				05/25/2023 14:49
23050523-053C	BAL_MW-304 Duplicate	05/22/2023 10:41	05/22/2023 19:05		
	SW-846 3005A, 6010B, Metals by ICP (Total)			05/24/2023 8:45	05/24/2023 17:37
	SW-846 3005A, 6010B, Metals by ICP (Total)			05/24/2023 8:45	05/25/2023 13:14
	SW-846 3005A, 6010B, Metals by ICP (Total)			05/24/2023 8:45	05/25/2023 13:16
	SW-846 3005A, 6010B, Metals by ICP (Total)			05/24/2023 8:45	05/27/2023 5:43



Dates Report

<http://www.teklabinc.com/>

Client: Ramboll

Work Order: 23050523

Client Project: BAL-23Q2

Report Date: 19-Jun-23

Sample ID	Client Sample ID Test Name	Collection Date	Received Date	Prep Date/Time	Analysis Date/Time
	SW-846 3005A, 6020A, Metals by ICPMS (Total)			05/24/2023 8:45	05/25/2023 19:10
	SW-846 7470A (Total)			05/24/2023 8:18	05/24/2023 14:52
23050523-053D	BAL_MW-304 Duplicate	05/22/2023 10:41	05/22/2023 19:05		
	SW-846 3005A, 6010B, Metals by ICP (Dissolved)			05/25/2023 7:47	05/25/2023 13:52
23050523-053E	BAL_MW-304 Duplicate	05/22/2023 10:41	05/22/2023 19:05		
	SW-846 9060				06/01/2023 21:57
23050523-053F	BAL_MW-304 Duplicate	05/22/2023 10:41	05/22/2023 19:05		
	SW-846 9060				05/30/2023 22:48
23050523-054A	Field Blank	05/23/2023 19:04	05/23/2023 20:30		
	Standard Methods 2320 B (Total) 1997, 2011				05/26/2023 12:40
	Standard Methods 2320 B 1997, 2011				05/26/2023 12:40
	Standard Methods 2540 C (Total) 1997, 2011				05/27/2023 9:24
	Standard Methods 4500-NO2 B (Total) 2000, 2011				05/24/2023 12:41
	Standard Methods 4500-NO3 F (Total) 2000, 2011				05/25/2023 10:45
	Standard Methods 4500-NO3 F (Total) 2000, 2011				05/25/2023 10:45
	Standard Methods 4500-P E 1999				05/24/2023 11:29
	Standard Methods 4500-P E 1999, 2011				05/24/2023 11:29
	SW-846 9036 (Total)				05/25/2023 18:23
	SW-846 9214 (Total)				05/26/2023 12:44
	SW-846 9251 (Total)				05/25/2023 18:25
23050523-054B	Field Blank	05/23/2023 19:04	05/23/2023 20:30		
	Standard Methods 2320 B (Dissolved) 1997, 2011				05/26/2023 12:43
	Standard Methods 2320 B (Dissolved) 1997, 2011				05/26/2023 12:43
	Standard Methods 4500-NO2 B (Dissolved) 2000, 2011				05/24/2023 12:02
	Standard Methods 4500-NO3 F (Dissolved) 2000, 2011				05/24/2023 15:19
	Standard Methods 4500-NO3 F (Dissolved) 2000, 2011				05/24/2023 15:19
	Standard Methods 4500-P E (Dissolved) 1999, 2011				05/24/2023 12:02
	Standard Methods 4500-P E (Dissolved) 1999				05/24/2023 12:02
	SW-846 9036 (Dissolved)				05/25/2023 14:53
	SW-846 9251 (Dissolved)				05/25/2023 14:54
23050523-054C	Field Blank	05/23/2023 19:04	05/23/2023 20:30		
	SW-846 3005A, 6010B, Metals by ICP (Total)			05/24/2023 12:46	05/25/2023 21:28
	SW-846 3005A, 6010B, Metals by ICP (Total)			05/24/2023 12:46	05/26/2023 22:44
	SW-846 3005A, 6020A, Metals by ICPMS (Total)			05/24/2023 12:46	05/27/2023 11:32
	SW-846 7470A (Total)			05/24/2023 12:10	05/25/2023 11:02
23050523-054D	Field Blank	05/23/2023 19:04	05/23/2023 20:30		
	SW-846 3005A, 6010B, Metals by ICP (Dissolved)			05/25/2023 7:47	05/25/2023 13:54



Dates Report

<http://www.teklabinc.com/>

Client: Ramboll
Client Project: BAL-23Q2

Work Order: 23050523
Report Date: 19-Jun-23

Sample ID	Client Sample ID Test Name	Collection Date	Received Date	Prep Date/Time	Analysis Date/Time
	SW-846 3005A, 6010B, Metals by ICP (Dissolved)			05/25/2023 7:47	05/30/2023 10:03
23050523-054E	Field Blank	05/23/2023 19:04	05/23/2023 20:30		
	SW-846 9060				06/01/2023 22:03
23050523-054F	Field Blank	05/23/2023 19:04	05/23/2023 20:30		
	SW-846 9060				05/30/2023 23:39



Quality Control Results

<http://www.teklabinc.com/>

Client: Ramboll

Work Order: 23050523

Client Project: BAL-23Q2

Report Date: 19-Jun-23

STANDARD METHODS 2510 B FIELD

Batch R329281 SampType: LCS Units $\mu\text{S/cm}$

SampID: LCS-R329281

Analyses	Cert	RL	Qual	Result	Spike	SPK Ref Val	%REC	Low Limit	High Limit	Date Analyzed
Spec. Conductance, Field	*	0		1410	1409	0	100.2	90	110	05/16/2023
Spec. Conductance, Field	*	0		1410	1409	0	100.3	90	110	05/17/2023
Spec. Conductance, Field	*	0		1410	1409	0	100.2	90	110	05/18/2023
Spec. Conductance, Field	*	0		1410	1409	0	100.3	90	110	05/19/2023
Spec. Conductance, Field	*	0		1410	1409	0	100.4	90	110	05/22/2023
Spec. Conductance, Field	*	0		1410	1409	0	100.3	90	110	05/23/2023
Spec. Conductance, Field	*	0		1410	1409	0	100.3	90	110	05/15/2023

SW-846 9040B FIELD

Batch R329281 SampType: LCS Units

SampID: LCS-R329281

Analyses	Cert	RL	Qual	Result	Spike	SPK Ref Val	%REC	Low Limit	High Limit	Date Analyzed
pH	*	1.00		7.08	7.000	0	101.1	98.57	101.4	05/18/2023
pH	*	1.00		7.10	7.000	0	101.4	98.57	101.4	05/23/2023
pH	*	1.00		7.05	7.000	0	100.7	98.57	101.4	05/19/2023
pH	*	1.00		7.09	7.000	0	101.3	98.57	101.4	05/17/2023
pH	*	1.00		7.09	7.000	0	101.3	98.57	101.4	05/16/2023
pH	*	1.00		7.10	7.000	0	101.4	98.57	101.4	05/15/2023
pH	*	1.00		7.10	7.000	0	101.4	98.57	101.4	05/22/2023

STANDARD METHODS 2540 C (TOTAL) 1997, 2011

Batch R329081 SampType: MBLK Units mg/L

SampID: MBLK

Analyses	Cert	RL	Qual	Result	Spike	SPK Ref Val	%REC	Low Limit	High Limit	Date Analyzed
Total Dissolved Solids		20		< 20	16.00	0	0	-100	100	05/18/2023
Total Dissolved Solids		20		< 20	16.00	0	0	-100	100	05/18/2023

Batch R329081 SampType: LCS Units mg/L

SampID: LCS

Analyses	Cert	RL	Qual	Result	Spike	SPK Ref Val	%REC	Low Limit	High Limit	Date Analyzed
Total Dissolved Solids		20		980	1000	0	98.0	90	110	05/18/2023
Total Dissolved Solids		20		1000	1000	0	100.4	90	110	05/18/2023



Quality Control Results

<http://www.teklabinc.com/>

Client: Ramboll
Client Project: BAL-23Q2

Work Order: 23050523
Report Date: 19-Jun-23

STANDARD METHODS 2540 C (TOTAL) 1997, 2011

Batch R329081		SampType: DUP		Units mg/L				RPD Limit: 10			Date Analyzed
SampID: 23050523-010ADUP											
Analyses	Cert	RL	Qual	Result	Spike	SPK Ref Val	%REC	RPD Ref Val	%RPD	Date Analyzed	
Total Dissolved Solids		50		455				450.0	1.10	05/18/2023	

Batch R329213		SampType: MBLK		Units mg/L				RPD Limit: 10			Date Analyzed
SampID: MBLK											
Analyses	Cert	RL	Qual	Result	Spike	SPK Ref Val	%REC	Low Limit	High Limit	Date Analyzed	
Total Dissolved Solids		20		< 20	16.00	0	0	-100	100	05/22/2023	
Total Dissolved Solids		20		< 20	16.00	0	0	-100	100	05/22/2023	

Batch R329213		SampType: LCS		Units mg/L				RPD Limit: 10			Date Analyzed
SampID: LCS											
Analyses	Cert	RL	Qual	Result	Spike	SPK Ref Val	%REC	Low Limit	High Limit	Date Analyzed	
Total Dissolved Solids		20		1040	1000	0	104.2	90	110	05/22/2023	
Total Dissolved Solids		20		994	1000	0	99.4	90	110	05/22/2023	

Batch R329213		SampType: DUP		Units mg/L				RPD Limit: 10			Date Analyzed
SampID: 23050523-034ADUP											
Analyses	Cert	RL	Qual	Result	Spike	SPK Ref Val	%REC	RPD Ref Val	%RPD	Date Analyzed	
Total Dissolved Solids		20		636				642.0	0.94	05/22/2023	

Batch R329292		SampType: MBLK		Units mg/L				RPD Limit: 10			Date Analyzed
SampID: MBLK											
Analyses	Cert	RL	Qual	Result	Spike	SPK Ref Val	%REC	Low Limit	High Limit	Date Analyzed	
Total Dissolved Solids		20		< 20	16.00	0	0	-100	100	05/23/2023	
Total Dissolved Solids		20		< 20	16.00	0	0	-100	100	05/23/2023	

Batch R329292		SampType: LCS		Units mg/L				RPD Limit: 10			Date Analyzed
SampID: LCS											
Analyses	Cert	RL	Qual	Result	Spike	SPK Ref Val	%REC	Low Limit	High Limit	Date Analyzed	
Total Dissolved Solids		20		980	1000	0	98.0	90	110	05/23/2023	
Total Dissolved Solids		20		992	1000	0	99.2	90	110	05/23/2023	

Batch R329292		SampType: DUP		Units mg/L				RPD Limit: 10			Date Analyzed
SampID: 23050523-001ADUP											
Analyses	Cert	RL	Qual	Result	Spike	SPK Ref Val	%REC	RPD Ref Val	%RPD	Date Analyzed	
Total Dissolved Solids		50		755				710.0	6.14	05/23/2023	



Quality Control Results

<http://www.teklabinc.com/>

Client: Ramboll

Work Order: 23050523

Client Project: BAL-23Q2

Report Date: 19-Jun-23

STANDARD METHODS 2540 C (TOTAL) 1997, 2011

Batch R329344		SampType: MBLK		Units mg/L							Date Analyzed
SampID: MBLK											
Analyses	Cert	RL	Qual	Result	Spike	SPK Ref Val	%REC	Low Limit	High Limit	Date Analyzed	
Total Dissolved Solids		20		< 20	16.00	0	0	-100	100	05/24/2023	

Batch R329344		SampType: LCS		Units mg/L							Date Analyzed
SampID: LCS											
Analyses	Cert	RL	Qual	Result	Spike	SPK Ref Val	%REC	Low Limit	High Limit	Date Analyzed	
Total Dissolved Solids		20		980	1000	0	98.0	90	110	05/24/2023	

Batch R329344		SampType: DUP		Units mg/L							RPD Limit: 10	Date Analyzed
SampID: 23050523-033ADUP												
Analyses	Cert	RL	Qual	Result	Spike	SPK Ref Val	%REC	RPD Ref Val	%RPD	Date Analyzed		
Total Dissolved Solids		20		1470				1476	0.54	05/24/2023		

Batch R329514		SampType: MBLK		Units mg/L							Date Analyzed
SampID: MBLK											
Analyses	Cert	RL	Qual	Result	Spike	SPK Ref Val	%REC	Low Limit	High Limit	Date Analyzed	
Total Dissolved Solids		20		< 20	16.00	0	0	-100	100	05/27/2023	
Total Dissolved Solids		20		< 20	16.00	0	0	-100	100	05/26/2023	
Total Dissolved Solids		20		< 20	16.00	0	0	-100	100	05/26/2023	

Batch R329514		SampType: LCS		Units mg/L							Date Analyzed
SampID: LCS											
Analyses	Cert	RL	Qual	Result	Spike	SPK Ref Val	%REC	Low Limit	High Limit	Date Analyzed	
Total Dissolved Solids		20		1020	1000	0	101.8	90	110	05/26/2023	
Total Dissolved Solids		20		1010	1000	0	101.4	90	110	05/26/2023	
Total Dissolved Solids		20		1010	1000	0	101.2	90	110	05/27/2023	

Batch R329514		SampType: DUP		Units mg/L							RPD Limit: 10	Date Analyzed
SampID: 23050523-050ADUP												
Analyses	Cert	RL	Qual	Result	Spike	SPK Ref Val	%REC	RPD Ref Val	%RPD	Date Analyzed		
Total Dissolved Solids		20		490				488.0	0.41	05/27/2023		

STANDARD METHODS 4500-NO2 B (DISSOLVED) 2000, 2011

Batch R328827		SampType: MS		Units mg/L							Date Analyzed
SampID: 23050523-011BMS											
Analyses	Cert	RL	Qual	Result	Spike	SPK Ref Val	%REC	Low Limit	High Limit	Date Analyzed	
Nitrogen, Nitrite (as N)		0.05		0.52	0.5000	0	103.8	85	115	05/16/2023	



Quality Control Results

<http://www.teklabinc.com/>

Client: Ramboll

Work Order: 23050523

Client Project: BAL-23Q2

Report Date: 19-Jun-23

STANDARD METHODS 4500-NO2 B (DISSOLVED) 2000, 2011

Batch	R328827	SampType:	MSD	Units	mg/L	RPD Limit: 10					Date
SampID: 23050523-011BMSD											
Analyses	Cert	RL	Qual	Result	Spike	SPK Ref Val	%REC	RPD Ref Val	%RPD	Date Analyzed	
Nitrogen, Nitrite (as N)		0.05		0.52	0.5000	0	104.0	0.5190	0.19	05/16/2023	

Batch	R328956	SampType:	MS	Units	mg/L	RPD Limit: 10					Date
SampID: 23050523-024BMS											
Analyses	Cert	RL	Qual	Result	Spike	SPK Ref Val	%REC	Low Limit	High Limit	Date Analyzed	
Nitrogen, Nitrite (as N)		0.05		0.54	0.5000	0	108.6	85	115	05/17/2023	

Batch	R328956	SampType:	MSD	Units	mg/L	RPD Limit: 10					Date
SampID: 23050523-024BMSD											
Analyses	Cert	RL	Qual	Result	Spike	SPK Ref Val	%REC	RPD Ref Val	%RPD	Date Analyzed	
Nitrogen, Nitrite (as N)		0.05		0.54	0.5000	0	108.6	0.5430	0.00	05/17/2023	

Batch	R328956	SampType:	MS	Units	mg/L	RPD Limit: 10					Date
SampID: 23050523-026BMS											
Analyses	Cert	RL	Qual	Result	Spike	SPK Ref Val	%REC	Low Limit	High Limit	Date Analyzed	
Nitrogen, Nitrite (as N)		0.05		0.53	0.5000	0	105.2	85	115	05/17/2023	

Batch	R328956	SampType:	MSD	Units	mg/L	RPD Limit: 10					Date
SampID: 23050523-026BMSD											
Analyses	Cert	RL	Qual	Result	Spike	SPK Ref Val	%REC	RPD Ref Val	%RPD	Date Analyzed	
Nitrogen, Nitrite (as N)		0.05		0.53	0.5000	0	105.4	0.5260	0.19	05/17/2023	

Batch	R328956	SampType:	MS	Units	mg/L	RPD Limit: 10					Date
SampID: 23050523-034BMS											
Analyses	Cert	RL	Qual	Result	Spike	SPK Ref Val	%REC	Low Limit	High Limit	Date Analyzed	
Nitrogen, Nitrite (as N)		0.05		0.54	0.5000	0	108.8	85	115	05/18/2023	

Batch	R328956	SampType:	MSD	Units	mg/L	RPD Limit: 10					Date
SampID: 23050523-034BMSD											
Analyses	Cert	RL	Qual	Result	Spike	SPK Ref Val	%REC	RPD Ref Val	%RPD	Date Analyzed	
Nitrogen, Nitrite (as N)		0.05		0.55	0.5000	0	109.6	0.5440	0.73	05/18/2023	

Batch	R328956	SampType:	MS	Units	mg/L	RPD Limit: 10					Date
SampID: 23050523-035BMS											
Analyses	Cert	RL	Qual	Result	Spike	SPK Ref Val	%REC	Low Limit	High Limit	Date Analyzed	
Nitrogen, Nitrite (as N)		0.05		0.58	0.5000	0.04900	105.8	85	115	05/18/2023	



Quality Control Results

<http://www.teklabinc.com/>

Client: Ramboll

Work Order: 23050523

Client Project: BAL-23Q2

Report Date: 19-Jun-23

STANDARD METHODS 4500-NO2 B (DISSOLVED) 2000, 2011

Batch	R328956	SampType:	MSD	Units	mg/L	RPD Limit: 10					Date
SampID: 23050523-035BMSD											
Analyses	Cert	RL	Qual	Result	Spike	SPK Ref Val	%REC	RPD Ref Val	%RPD	Date Analyzed	
Nitrogen, Nitrite (as N)		0.05		0.58	0.5000	0.04900	105.8	0.5780	0.00	05/18/2023	

Batch	R329025	SampType:	MS	Units	mg/L	RPD Limit: 10					Date
SampID: 23050523-003BMS											
Analyses	Cert	RL	Qual	Result	Spike	SPK Ref Val	%REC	Low Limit	High Limit	Date Analyzed	
Nitrogen, Nitrite (as N)		0.05		0.53	0.5000	0	105.2	85	115	05/19/2023	

Batch	R329025	SampType:	MSD	Units	mg/L	RPD Limit: 10					Date
SampID: 23050523-003BMSD											
Analyses	Cert	RL	Qual	Result	Spike	SPK Ref Val	%REC	RPD Ref Val	%RPD	Date Analyzed	
Nitrogen, Nitrite (as N)		0.05		0.52	0.5000	0	104.6	0.5260	0.57	05/19/2023	

Batch	R329025	SampType:	MS	Units	mg/L	RPD Limit: 10					Date
SampID: 23050523-004BMS											
Analyses	Cert	RL	Qual	Result	Spike	SPK Ref Val	%REC	Low Limit	High Limit	Date Analyzed	
Nitrogen, Nitrite (as N)		0.05		0.53	0.5000	0	106.0	85	115	05/19/2023	

Batch	R329025	SampType:	MSD	Units	mg/L	RPD Limit: 10					Date
SampID: 23050523-004BMSD											
Analyses	Cert	RL	Qual	Result	Spike	SPK Ref Val	%REC	RPD Ref Val	%RPD	Date Analyzed	
Nitrogen, Nitrite (as N)		0.05		0.53	0.5000	0	106.6	0.5300	0.56	05/19/2023	

Batch	R329269	SampType:	MBLK	Units	mg/L	RPD Limit: 10					Date
SampID: MB-R329269											
Analyses	Cert	RL	Qual	Result	Spike	SPK Ref Val	%REC	Low Limit	High Limit	Date Analyzed	
Nitrogen, Nitrite (as N)		0.05		< 0.05	0.0250	0	0	-100	100	05/24/2023	

Batch	R329269	SampType:	LCS	Units	mg/L	RPD Limit: 10					Date
SampID: LCS-R329269											
Analyses	Cert	RL	Qual	Result	Spike	SPK Ref Val	%REC	Low Limit	High Limit	Date Analyzed	
Nitrogen, Nitrite (as N)		0.25		0.67	0.6510	0	102.9	90	110	05/24/2023	

Batch	R329269	SampType:	MS	Units	mg/L	RPD Limit: 10					Date
SampID: 23050523-006BMS											
Analyses	Cert	RL	Qual	Result	Spike	SPK Ref Val	%REC	Low Limit	High Limit	Date Analyzed	
Nitrogen, Nitrite (as N)		0.05		0.52	0.5000	0	103.4	85	115	05/24/2023	



Quality Control Results

<http://www.teklabinc.com/>

Client: Ramboll
Client Project: BAL-23Q2

Work Order: 23050523
Report Date: 19-Jun-23

STANDARD METHODS 4500-NO2 B (DISSOLVED) 2000, 2011

Batch R329269		SampType: MSD		Units mg/L				RPD Limit: 10			
SampID: 23050523-006BMSD											
Analyses	Cert	RL	Qual	Result	Spike	SPK Ref Val	%REC	RPD Ref Val	%RPD	Date Analyzed	
Nitrogen, Nitrite (as N)		0.05		0.52	0.5000	0	104.2	0.5170	0.77	05/24/2023	

Batch R329269		SampType: MS		Units mg/L				RPD Limit: 10			
SampID: 23050523-019BMS											
Analyses	Cert	RL	Qual	Result	Spike	SPK Ref Val	%REC	Low Limit	High Limit	Date Analyzed	
Nitrogen, Nitrite (as N)		0.05		0.52	0.5000	0	104.2	85	115	05/24/2023	

Batch R329269		SampType: MSD		Units mg/L				RPD Limit: 10			
SampID: 23050523-019BMSD											
Analyses	Cert	RL	Qual	Result	Spike	SPK Ref Val	%REC	RPD Ref Val	%RPD	Date Analyzed	
Nitrogen, Nitrite (as N)		0.05		0.52	0.5000	0	104.2	0.5210	0.00	05/24/2023	

STANDARD METHODS 4500-NO2 B (TOTAL) 2000, 2011

Batch R328827		SampType: MBLK		Units mg/L				RPD Limit: 10			
SampID: MBLK											
Analyses	Cert	RL	Qual	Result	Spike	SPK Ref Val	%REC	Low Limit	High Limit	Date Analyzed	
Nitrogen, Nitrite (as N)		0.05		< 0.05	0.0250	0	0	-100	100	05/15/2023	
Nitrogen, Nitrite (as N)		0.05		< 0.05	0.0250	0	0	-100	100	05/15/2023	

Batch R328827		SampType: LCS		Units mg/L				RPD Limit: 10			
SampID: LCS											
Analyses	Cert	RL	Qual	Result	Spike	SPK Ref Val	%REC	Low Limit	High Limit	Date Analyzed	
Nitrogen, Nitrite (as N)		0.25		0.64	0.6510	0	99.1	90	110	05/15/2023	
Nitrogen, Nitrite (as N)		0.25		0.64	0.6510	0	99.1	90	110	05/15/2023	

Batch R328956		SampType: MBLK		Units mg/L				RPD Limit: 10			
SampID: MBLK											
Analyses	Cert	RL	Qual	Result	Spike	SPK Ref Val	%REC	Low Limit	High Limit	Date Analyzed	
Nitrogen, Nitrite (as N)		0.05		< 0.05	0.0250	0	0	-100	100	05/17/2023	
Nitrogen, Nitrite (as N)		0.05		< 0.05	0.0250	0	0	-100	100	05/18/2023	

Batch R328956		SampType: LCS		Units mg/L				RPD Limit: 10			
SampID: LCS											
Analyses	Cert	RL	Qual	Result	Spike	SPK Ref Val	%REC	Low Limit	High Limit	Date Analyzed	
Nitrogen, Nitrite (as N)		0.25		0.68	0.6510	0	104.5	90	110	05/18/2023	
Nitrogen, Nitrite (as N)		0.25		0.70	0.6510	0	106.8	90	110	05/17/2023	



Quality Control Results

<http://www.teklabinc.com/>

Client: Ramboll

Work Order: 23050523

Client Project: BAL-23Q2

Report Date: 19-Jun-23

STANDARD METHODS 4500-NO2 B (TOTAL) 2000, 2011

Batch R329025		SampType: MBLK		Units mg/L							Date Analyzed
SampID: MBLK											
Analyses	Cert	RL	Qual	Result	Spike	SPK Ref Val	%REC	Low Limit	High Limit	Date Analyzed	
Nitrogen, Nitrite (as N)		0.05		< 0.05	0.0250	0	0	-100	100	05/19/2023	

Batch R329025		SampType: LCS		Units mg/L							Date Analyzed
SampID: LCS											
Analyses	Cert	RL	Qual	Result	Spike	SPK Ref Val	%REC	Low Limit	High Limit	Date Analyzed	
Nitrogen, Nitrite (as N)		0.25		0.70	0.6510	0	107.5	90	110	05/19/2023	

Batch R329156		SampType: MBLK		Units mg/L							Date Analyzed
SampID: MBLK											
Analyses	Cert	RL	Qual	Result	Spike	SPK Ref Val	%REC	Low Limit	High Limit	Date Analyzed	
Nitrogen, Nitrite (as N)		0.05		< 0.05	0.0250	0	0	-100	100	05/23/2023	
Nitrogen, Nitrite (as N)		0.05		< 0.05	0.0250	0	0	-100	100	05/22/2023	

Batch R329156		SampType: LCS		Units mg/L							Date Analyzed
SampID: LCS											
Analyses	Cert	RL	Qual	Result	Spike	SPK Ref Val	%REC	Low Limit	High Limit	Date Analyzed	
Nitrogen, Nitrite (as N)		0.25		0.64	0.6510	0	99.1	90	110	05/23/2023	
Nitrogen, Nitrite (as N)		0.25		0.65	0.6510	0	99.8	90	110	05/22/2023	

Batch R329156		SampType: MS		Units mg/L							Date Analyzed
SampID: 23050523-036AMS											
Analyses	Cert	RL	Qual	Result	Spike	SPK Ref Val	%REC	Low Limit	High Limit	Date Analyzed	
Nitrogen, Nitrite (as N)		0.05	H	0.48	0.5000	0	96.8	85	115	05/22/2023	

Batch R329156		SampType: MSD		Units mg/L							Date Analyzed
SampID: 23050523-036AMSD											
Analyses	Cert	RL	Qual	Result	Spike	SPK Ref Val	%REC	RPD Ref Val	%RPD	Date Analyzed	
Nitrogen, Nitrite (as N)		0.05	H	0.49	0.5000	0	97.4	0.4840	0.62	05/22/2023	

Batch R329269		SampType: MBLK		Units mg/L							Date Analyzed
SampID: MBLK											
Analyses	Cert	RL	Qual	Result	Spike	SPK Ref Val	%REC	Low Limit	High Limit	Date Analyzed	
Nitrogen, Nitrite (as N)		0.05		< 0.05	0.0250	0	0	-100	100	05/24/2023	



Quality Control Results

<http://www.teklabinc.com/>

Client: Ramboll

Work Order: 23050523

Client Project: BAL-23Q2

Report Date: 19-Jun-23

STANDARD METHODS 4500-NO2 B (TOTAL) 2000, 2011

Batch R329269		SampType: LCS		Units mg/L							
SampID: LCS											
Analyses	Cert	RL	Qual	Result	Spike	SPK Ref Val	%REC	Low Limit	High Limit	Date Analyzed	
Nitrogen, Nitrite (as N)		0.25		0.67	0.6510	0	102.9	90	110	05/24/2023	

Batch R329269		SampType: MS		Units mg/L							
SampID: 23050523-002AMS											
Analyses	Cert	RL	Qual	Result	Spike	SPK Ref Val	%REC	Low Limit	High Limit	Date Analyzed	
Nitrogen, Nitrite (as N)		0.05		0.53	0.5000	0.01000	103.2	85	115	05/24/2023	

Batch R329269		SampType: MSD		Units mg/L							
SampID: 23050523-002AMSD											
Analyses	Cert	RL	Qual	Result	Spike	SPK Ref Val	%REC	RPD Ref Val	%RPD	Date Analyzed	
Nitrogen, Nitrite (as N)		0.05		0.53	0.5000	0.01000	104.4	0.5260	1.13	05/24/2023	

Batch R329269		SampType: MS		Units mg/L							
SampID: 23050523-018AMS											
Analyses	Cert	RL	Qual	Result	Spike	SPK Ref Val	%REC	Low Limit	High Limit	Date Analyzed	
Nitrogen, Nitrite (as N)		0.05	H	0.52	0.5000	0.01800	100.0	85	115	05/24/2023	

Batch R329269		SampType: MSD		Units mg/L							
SampID: 23050523-018AMSD											
Analyses	Cert	RL	Qual	Result	Spike	SPK Ref Val	%REC	RPD Ref Val	%RPD	Date Analyzed	
Nitrogen, Nitrite (as N)		0.05	H	0.52	0.5000	0.01800	101.4	0.5180	1.34	05/24/2023	

STANDARD METHODS 4500-NO3 F (DISSOLVED) 2000, 2011

Batch R328974		SampType: MS		Units mg/L							
SampID: 23050523-011BMS											
Analyses	Cert	RL	Qual	Result	Spike	SPK Ref Val	%REC	Low Limit	High Limit	Date Analyzed	
Nitrogen, Nitrate-Nitrite (as N)		0.050	H	0.255	0.2500	0.01100	97.6	85	115	05/17/2023	

Batch R328974		SampType: MSD		Units mg/L							
SampID: 23050523-011BMDS											
Analyses	Cert	RL	Qual	Result	Spike	SPK Ref Val	%REC	RPD Ref Val	%RPD	Date Analyzed	
Nitrogen, Nitrate-Nitrite (as N)		0.050	H	0.256	0.2500	0.01100	98.0	0.2550	0.39	05/17/2023	



Quality Control Results

<http://www.teklabinc.com/>

Client: Ramboll

Work Order: 23050523

Client Project: BAL-23Q2

Report Date: 19-Jun-23

STANDARD METHODS 4500-NO3 F (DISSOLVED) 2000, 2011

Batch R328974		SampType: MS		Units mg/L							Date Analyzed
SampID: 23050523-027BMS											
Analyses	Cert	RL	Qual	Result	Spike	SPK Ref Val	%REC	Low Limit	High Limit	Date Analyzed	
Nitrogen, Nitrate-Nitrite (as N)		0.050		0.251	0.2500	0.01100	96.0	85	115	05/17/2023	

Batch R328974		SampType: MSD		Units mg/L							RPD Limit: 10	Date Analyzed
SampID: 23050523-027BMSD												
Analyses	Cert	RL	Qual	Result	Spike	SPK Ref Val	%REC	RPD Ref Val	%RPD	Date Analyzed		
Nitrogen, Nitrate-Nitrite (as N)		0.050		0.252	0.2500	0.01100	96.4	0.2510	0.40	05/17/2023		

Batch R329033		SampType: MS		Units mg/L							Date Analyzed
SampID: 23050523-034BMS											
Analyses	Cert	RL	Qual	Result	Spike	SPK Ref Val	%REC	Low Limit	High Limit	Date Analyzed	
Nitrogen, Nitrate-Nitrite (as N)		0.050		0.267	0.2500	0.01600	100.4	85	115	05/18/2023	

Batch R329033		SampType: MSD		Units mg/L							RPD Limit: 10	Date Analyzed
SampID: 23050523-034BMSD												
Analyses	Cert	RL	Qual	Result	Spike	SPK Ref Val	%REC	RPD Ref Val	%RPD	Date Analyzed		
Nitrogen, Nitrate-Nitrite (as N)		0.050		0.252	0.2500	0.01600	94.4	0.2670	5.78	05/18/2023		

Batch R329106		SampType: MS		Units mg/L							Date Analyzed
SampID: 23050523-003BMS											
Analyses	Cert	RL	Qual	Result	Spike	SPK Ref Val	%REC	Low Limit	High Limit	Date Analyzed	
Nitrogen, Nitrate-Nitrite (as N)		0.050		0.298	0.2500	0.04700	100.4	85	115	05/19/2023	

Batch R329106		SampType: MSD		Units mg/L							RPD Limit: 10	Date Analyzed
SampID: 23050523-003BMSD												
Analyses	Cert	RL	Qual	Result	Spike	SPK Ref Val	%REC	RPD Ref Val	%RPD	Date Analyzed		
Nitrogen, Nitrate-Nitrite (as N)		0.050		0.297	0.2500	0.04700	100.0	0.2980	0.34	05/19/2023		

Batch R329246		SampType: MS		Units mg/L							Date Analyzed
SampID: 23050523-006BMS											
Analyses	Cert	RL	Qual	Result	Spike	SPK Ref Val	%REC	Low Limit	High Limit	Date Analyzed	
Nitrogen, Nitrate-Nitrite (as N)		0.500		9.47	2.500	7.090	95.1	85	115	05/23/2023	

Batch R329246		SampType: MSD		Units mg/L							RPD Limit: 10	Date Analyzed
SampID: 23050523-006BMSD												
Analyses	Cert	RL	Qual	Result	Spike	SPK Ref Val	%REC	RPD Ref Val	%RPD	Date Analyzed		
Nitrogen, Nitrate-Nitrite (as N)		0.500		9.57	2.500	7.090	99.1	9.467	1.05	05/23/2023		



Quality Control Results

<http://www.teklabinc.com/>

Client: Ramboll
Client Project: BAL-23Q2

Work Order: 23050523
Report Date: 19-Jun-23

STANDARD METHODS 4500-NO3 F (DISSOLVED) 2000, 2011

Batch R329416		SampType: MS		Units mg/L							Date Analyzed
SampID: 23050523-047BMS											
Analyses	Cert	RL	Qual	Result	Spike	SPK Ref Val	%REC	Low Limit	High Limit	Date Analyzed	
Nitrogen, Nitrate-Nitrite (as N)		0.100		0.468	0.5000	0	93.6	85	115	05/25/2023	

Batch R329416		SampType: MSD		Units mg/L							RPD Limit: 10	Date Analyzed
SampID: 23050523-047BMSD												
Analyses	Cert	RL	Qual	Result	Spike	SPK Ref Val	%REC	RPD Ref Val	%RPD	Date Analyzed		
Nitrogen, Nitrate-Nitrite (as N)		0.100		0.439	0.5000	0	87.8	0.4680	6.39	05/25/2023		

STANDARD METHODS 4500-NO3 F (TOTAL) 2000, 2011

Batch R328974		SampType: MBLK		Units mg/L							Date Analyzed
SampID: ICB/MBLK											
Analyses	Cert	RL	Qual	Result	Spike	SPK Ref Val	%REC	Low Limit	High Limit	Date Analyzed	
Nitrogen, Nitrate (as N)		0.050		< 0.050						05/17/2023	
Nitrogen, Nitrate-Nitrite (as N)		0.050		< 0.050	0.0090	0	0	-100	100	05/17/2023	

Batch R328974		SampType: LCS		Units mg/L							Date Analyzed
SampID: ICV/LCS											
Analyses	Cert	RL	Qual	Result	Spike	SPK Ref Val	%REC	Low Limit	High Limit	Date Analyzed	
Nitrogen, Nitrate-Nitrite (as N)		0.050		0.547	0.5000	0	109.4	90	110	05/17/2023	

Batch R328974		SampType: MS		Units mg/L							Date Analyzed
SampID: 23050523-010AMS											
Analyses	Cert	RL	Qual	Result	Spike	SPK Ref Val	%REC	Low Limit	High Limit	Date Analyzed	
Nitrogen, Nitrate-Nitrite (as N)		0.050		0.251	0.2500	0	100.4	85	115	05/17/2023	

Batch R328974		SampType: MSD		Units mg/L							RPD Limit: 10	Date Analyzed
SampID: 23050523-010AMSD												
Analyses	Cert	RL	Qual	Result	Spike	SPK Ref Val	%REC	RPD Ref Val	%RPD	Date Analyzed		
Nitrogen, Nitrate-Nitrite (as N)		0.050		0.249	0.2500	0	99.6	0.2510	0.80	05/17/2023		

Batch R328974		SampType: MS		Units mg/L							Date Analyzed
SampID: 23050523-031AMS											
Analyses	Cert	RL	Qual	Result	Spike	SPK Ref Val	%REC	Low Limit	High Limit	Date Analyzed	
Nitrogen, Nitrate-Nitrite (as N)		0.050		0.851	0.2500	0.5840	106.8	85	115	05/17/2023	



Quality Control Results

<http://www.teklabinc.com/>

Client: Ramboll
Client Project: BAL-23Q2

Work Order: 23050523
Report Date: 19-Jun-23

STANDARD METHODS 4500-NO3 F (TOTAL) 2000, 2011

Batch R328974		SampType: MSD		Units mg/L		RPD Limit: 10				
SampID: 23050523-031AMSD										
Analyses	Cert	RL	Qual	Result	Spike	SPK Ref Val	%REC	RPD Ref Val	%RPD	Date Analyzed
Nitrogen, Nitrate-Nitrite (as N)		0.050		0.852	0.2500	0.5840	107.2	0.8510	0.12	05/17/2023

Batch R329033		SampType: MBLK		Units mg/L						
SampID: ICB/MBLK										
Analyses	Cert	RL	Qual	Result	Spike	SPK Ref Val	%REC	Low Limit	High Limit	Date Analyzed
Nitrogen, Nitrate (as N)		0.050		< 0.050						05/18/2023
Nitrogen, Nitrate-Nitrite (as N)		0.050		< 0.050	0.0090	0	0	-100	100	05/18/2023

Batch R329033		SampType: LCS		Units mg/L						
SampID: ICB/LCS										
Analyses	Cert	RL	Qual	Result	Spike	SPK Ref Val	%REC	Low Limit	High Limit	Date Analyzed
Nitrogen, Nitrate-Nitrite (as N)		0.050		0.511	0.5000	0	102.2	90	110	05/18/2023

Batch R329033		SampType: MS		Units mg/L						
SampID: 23050523-045AMS										
Analyses	Cert	RL	Qual	Result	Spike	SPK Ref Val	%REC	Low Limit	High Limit	Date Analyzed
Nitrogen, Nitrate-Nitrite (as N)		0.050		0.247	0.2500	0	98.8	85	115	05/18/2023

Batch R329033		SampType: MSD		Units mg/L		RPD Limit: 10				
SampID: 23050523-045AMSD										
Analyses	Cert	RL	Qual	Result	Spike	SPK Ref Val	%REC	RPD Ref Val	%RPD	Date Analyzed
Nitrogen, Nitrate-Nitrite (as N)		0.050		0.260	0.2500	0	104.0	0.2470	5.13	05/18/2023

Batch R329106		SampType: MBLK		Units mg/L						
SampID: ICB/MBLK										
Analyses	Cert	RL	Qual	Result	Spike	SPK Ref Val	%REC	Low Limit	High Limit	Date Analyzed
Nitrogen, Nitrate (as N)		0.050		< 0.050						05/19/2023
Nitrogen, Nitrate-Nitrite (as N)		0.050		< 0.050	0.0090	0	0	-100	100	05/19/2023

Batch R329106		SampType: MBLK		Units mg/L						
SampID: MBLK-205814										
Analyses	Cert	RL	Qual	Result	Spike	SPK Ref Val	%REC	Low Limit	High Limit	Date Analyzed
Nitrogen, Nitrate (as N)	*	0.050		< 0.050						05/19/2023
Nitrogen, Nitrate-Nitrite (as N)	*	0.050		< 0.050	0.0090	0	0	-100	100	05/19/2023



Quality Control Results

<http://www.teklabinc.com/>

Client: Ramboll

Work Order: 23050523

Client Project: BAL-23Q2

Report Date: 19-Jun-23

STANDARD METHODS 4500-NO3 F (TOTAL) 2000, 2011

Batch R329106		SampType: LCS		Units mg/L							
SampID: ICV/LCS											
Analyses	Cert	RL	Qual	Result	Spike	SPK Ref Val	%REC	Low Limit	High Limit	Date Analyzed	
Nitrogen, Nitrate-Nitrite (as N)		0.050		0.512	0.5000	0	102.4	90	110	05/19/2023	

Batch R329106		SampType: MS		Units mg/L							
SampID: 23050523-005AMS											
Analyses	Cert	RL	Qual	Result	Spike	SPK Ref Val	%REC	Low Limit	High Limit	Date Analyzed	
Nitrogen, Nitrate-Nitrite (as N)		0.100		1.73	0.5000	1.245	97.2	85	115	05/19/2023	

Batch R329106		SampType: MSD		Units mg/L							
SampID: 23050523-005AMSD											
Analyses	Cert	RL	Qual	Result	Spike	SPK Ref Val	%REC	RPD Ref Val	%RPD	Date Analyzed	
Nitrogen, Nitrate-Nitrite (as N)		0.100		1.75	0.5000	1.245	101.0	1.731	1.09	05/19/2023	

Batch R329246		SampType: MBLK		Units mg/L							
SampID: ICB/MBLK											
Analyses	Cert	RL	Qual	Result	Spike	SPK Ref Val	%REC	Low Limit	High Limit	Date Analyzed	
Nitrogen, Nitrate (as N)		0.050		< 0.050						05/23/2023	
Nitrogen, Nitrate-Nitrite (as N)		0.050		< 0.050	0.0090	0	0	-100	100	05/23/2023	

Batch R329246		SampType: LCS		Units mg/L							
SampID: ICV/LCS											
Analyses	Cert	RL	Qual	Result	Spike	SPK Ref Val	%REC	Low Limit	High Limit	Date Analyzed	
Nitrogen, Nitrate-Nitrite (as N)		0.050		0.509	0.5000	0	101.8	90	110	05/23/2023	

Batch R329246		SampType: MS		Units mg/L							
SampID: 23050523-018AMS											
Analyses	Cert	RL	Qual	Result	Spike	SPK Ref Val	%REC	Low Limit	High Limit	Date Analyzed	
Nitrogen, Nitrate-Nitrite (as N)		0.050		0.765	0.2500	0.5120	101.2	85	115	05/23/2023	

Batch R329246		SampType: MSD		Units mg/L							
SampID: 23050523-018AMSD											
Analyses	Cert	RL	Qual	Result	Spike	SPK Ref Val	%REC	RPD Ref Val	%RPD	Date Analyzed	
Nitrogen, Nitrate-Nitrite (as N)		0.050		0.762	0.2500	0.5120	100.0	0.7650	0.39	05/23/2023	



Quality Control Results

<http://www.teklabinc.com/>

Client: Ramboll

Work Order: 23050523

Client Project: BAL-23Q2

Report Date: 19-Jun-23

STANDARD METHODS 4500-NO3 F (TOTAL) 2000, 2011

Batch R329246		SampType: MS		Units mg/L							
SampID: 23050523-036AMS											
Analyses	Cert	RL	Qual	Result	Spike	SPK Ref Val	%REC	Low Limit	High Limit	Date Analyzed	
Nitrogen, Nitrate-Nitrite (as N)		0.050	H	0.246	0.2500	0	98.4	85	115	05/23/2023	

Batch R329246		SampType: MSD		Units mg/L							
SampID: 23050523-036AMSD											
Analyses	Cert	RL	Qual	Result	Spike	SPK Ref Val	%REC	RPD Ref Val	%RPD	Date Analyzed	
Nitrogen, Nitrate-Nitrite (as N)		0.050	H	0.250	0.2500	0	100.0	0.2460	1.61	05/23/2023	

Batch R329320		SampType: MBLK		Units mg/L							
SampID: ICB/MBLK											
Analyses	Cert	RL	Qual	Result	Spike	SPK Ref Val	%REC	Low Limit	High Limit	Date Analyzed	
Nitrogen, Nitrate (as N)		0.050		< 0.050						05/24/2023	
Nitrogen, Nitrate-Nitrite (as N)		0.050		< 0.050	0.0090	0	0	-100	100	05/24/2023	

Batch R329320		SampType: LCS		Units mg/L							
SampID: ICB/LCS											
Analyses	Cert	RL	Qual	Result	Spike	SPK Ref Val	%REC	Low Limit	High Limit	Date Analyzed	
Nitrogen, Nitrate-Nitrite (as N)		0.050		0.512	0.5000	0	102.4	90	110	05/24/2023	

Batch R329320		SampType: MS		Units mg/L							
SampID: 23050523-051AMS											
Analyses	Cert	RL	Qual	Result	Spike	SPK Ref Val	%REC	Low Limit	High Limit	Date Analyzed	
Nitrogen, Nitrate-Nitrite (as N)		0.050		0.261	0.2500	0.02300	95.2	85	115	05/24/2023	

Batch R329320		SampType: MSD		Units mg/L							
SampID: 23050523-051AMSD											
Analyses	Cert	RL	Qual	Result	Spike	SPK Ref Val	%REC	RPD Ref Val	%RPD	Date Analyzed	
Nitrogen, Nitrate-Nitrite (as N)		0.050		0.266	0.2500	0.02300	97.2	0.2610	1.90	05/24/2023	

Batch R329416		SampType: MBLK		Units mg/L							
SampID: ICB/MBLK											
Analyses	Cert	RL	Qual	Result	Spike	SPK Ref Val	%REC	Low Limit	High Limit	Date Analyzed	
Nitrogen, Nitrate (as N)		0.050		< 0.050						05/25/2023	
Nitrogen, Nitrate-Nitrite (as N)		0.050		< 0.050	0.0090	0	0	-100	100	05/25/2023	



Quality Control Results

<http://www.teklabinc.com/>

Client: Ramboll

Work Order: 23050523

Client Project: BAL-23Q2

Report Date: 19-Jun-23

STANDARD METHODS 4500-NO3 F (TOTAL) 2000, 2011

Batch R329416		SampType: LCS		Units mg/L						
SampID: ICV/LCS										
Analyses	Cert	RL	Qual	Result	Spike	SPK Ref Val	%REC	Low Limit	High Limit	Date Analyzed
Nitrogen, Nitrate-Nitrite (as N)		0.050		0.527	0.5000	0	105.4	90	110	05/25/2023

STANDARD METHODS 4500-P E (DISSOLVED) 1999, 2011

Batch R328949		SampType: MS		Units mg/L						
SampID: 23050523-011BMS										
Analyses	Cert	RL	Qual	Result	Spike	SPK Ref Val	%REC	Low Limit	High Limit	Date Analyzed
Phosphorus, Orthophosphate (as P)	*	0.010		0.050	0.0500	0.005000	90.0	85	115	05/17/2023

Batch R328949		SampType: MSD		Units mg/L						
SampID: 23050523-011BMSD										
Analyses	Cert	RL	Qual	Result	Spike	SPK Ref Val	%REC	RPD Ref Val	%RPD	Date Analyzed
Phosphorus, Orthophosphate (as P)	*	0.010		0.049	0.0500	0.005000	88.0	0.05000	2.02	05/17/2023

Batch R328949		SampType: MS		Units mg/L						
SampID: 23050523-044BMS										
Analyses	Cert	RL	Qual	Result	Spike	SPK Ref Val	%REC	Low Limit	High Limit	Date Analyzed
Phosphorus, Orthophosphate (as P)	*	0.010		0.052	0.0500	0	104.0	85	115	05/18/2023

Batch R328949		SampType: MSD		Units mg/L						
SampID: 23050523-044BMSD										
Analyses	Cert	RL	Qual	Result	Spike	SPK Ref Val	%REC	RPD Ref Val	%RPD	Date Analyzed
Phosphorus, Orthophosphate (as P)	*	0.010		0.054	0.0500	0	108.0	0.05200	3.77	05/18/2023

Batch R329122		SampType: MS		Units mg/L						
SampID: 23050523-003BMS										
Analyses	Cert	RL	Qual	Result	Spike	SPK Ref Val	%REC	Low Limit	High Limit	Date Analyzed
Phosphorus, Orthophosphate (as P)	*	0.010		0.084	0.0500	0.03200	104.0	85	115	05/19/2023

Batch R329122		SampType: MSD		Units mg/L						
SampID: 23050523-003BMSD										
Analyses	Cert	RL	Qual	Result	Spike	SPK Ref Val	%REC	RPD Ref Val	%RPD	Date Analyzed
Phosphorus, Orthophosphate (as P)	*	0.010		0.086	0.0500	0.03200	108.0	0.08400	2.35	05/19/2023



Quality Control Results

<http://www.teklabinc.com/>

Client: Ramboll

Work Order: 23050523

Client Project: BAL-23Q2

Report Date: 19-Jun-23

STANDARD METHODS 4500-P E (DISSOLVED) 1999, 2011

Batch R329122		SampType: MS		Units mg/L							Date Analyzed
SampID: 23050523-004BMS											
Analyses	Cert	RL	Qual	Result	Spike	SPK Ref Val	%REC	Low Limit	High Limit	Date Analyzed	
Phosphorus, Orthophosphate (as P)	*	0.010		0.047	0.0500	0	94.0	85	115	05/19/2023	

Batch R329122		SampType: MSD		Units mg/L							RPD Limit: 10	Date Analyzed
SampID: 23050523-004BMSD												
Analyses	Cert	RL	Qual	Result	Spike	SPK Ref Val	%REC	RPD Ref Val	%RPD	Date Analyzed		
Phosphorus, Orthophosphate (as P)	*	0.010		0.051	0.0500	0	102.0	0.04700	8.16	05/19/2023		

Batch R329122		SampType: MS		Units mg/L							Date Analyzed
SampID: 23050523-005BMS											
Analyses	Cert	RL	Qual	Result	Spike	SPK Ref Val	%REC	Low Limit	High Limit	Date Analyzed	
Phosphorus, Orthophosphate (as P)	*	0.010		0.059	0.0500	0.005000	108.0	85	115	05/19/2023	

Batch R329122		SampType: MSD		Units mg/L							RPD Limit: 10	Date Analyzed
SampID: 23050523-005BMSD												
Analyses	Cert	RL	Qual	Result	Spike	SPK Ref Val	%REC	RPD Ref Val	%RPD	Date Analyzed		
Phosphorus, Orthophosphate (as P)	*	0.010		0.061	0.0500	0.005000	112.0	0.05900	3.33	05/19/2023		

Batch R329315		SampType: MS		Units mg/L							Date Analyzed
SampID: 23050523-019BMS											
Analyses	Cert	RL	Qual	Result	Spike	SPK Ref Val	%REC	Low Limit	High Limit	Date Analyzed	
Phosphorus, Orthophosphate (as P)	*	0.010		0.053	0.0500	0	106.0	85	115	05/24/2023	

Batch R329315		SampType: MSD		Units mg/L							RPD Limit: 10	Date Analyzed
SampID: 23050523-019BMSD												
Analyses	Cert	RL	Qual	Result	Spike	SPK Ref Val	%REC	RPD Ref Val	%RPD	Date Analyzed		
Phosphorus, Orthophosphate (as P)	*	0.010		0.055	0.0500	0	110.0	0.05300	3.70	05/24/2023		

Batch R329391		SampType: MS		Units mg/L							Date Analyzed
SampID: 23050523-053BMS											
Analyses	Cert	RL	Qual	Result	Spike	SPK Ref Val	%REC	Low Limit	High Limit	Date Analyzed	
Phosphorus, Orthophosphate (as P)	*	0.010		0.072	0.0500	0.01700	110.0	85	115	05/23/2023	

Batch R329391		SampType: MSD		Units mg/L							RPD Limit: 10	Date Analyzed
SampID: 23050523-053BMSD												
Analyses	Cert	RL	Qual	Result	Spike	SPK Ref Val	%REC	RPD Ref Val	%RPD	Date Analyzed		
Phosphorus, Orthophosphate (as P)	*	0.010		0.070	0.0500	0.01700	106.0	0.07200	2.82	05/23/2023		



Quality Control Results

<http://www.teklabinc.com/>

Client: Ramboll

Work Order: 23050523

Client Project: BAL-23Q2

Report Date: 19-Jun-23

STANDARD METHODS 4500-P E (DISSOLVED) 1999, 2011

Batch R329486		SampType: MS		Units mg/L							
SampID: 23050523-052BMS											
Analyses	Cert	RL	Qual	Result	Spike	SPK Ref Val	%REC	Low Limit	High Limit	Date Analyzed	
Phosphorus, Orthophosphate (as P)	*	0.010	H	0.101	0.0500	0.04800	106.0	85	115	05/30/2023	

Batch R329486		SampType: MSD		Units mg/L							
SampID: 23050523-052BMSD											
Analyses	Cert	RL	Qual	Result	Spike	SPK Ref Val	%REC	RPD Ref Val	%RPD	Date Analyzed	
Phosphorus, Orthophosphate (as P)	*	0.010	H	0.103	0.0500	0.04800	110.0	0.1010	1.96	05/30/2023	

STANDARD METHODS 4500-P E 1999, 2011

Batch R328949		SampType: MBLK		Units mg/L							
SampID: MBLK											
Analyses	Cert	RL	Qual	Result	Spike	SPK Ref Val	%REC	Low Limit	High Limit	Date Analyzed	
Phosphorus, Orthophosphate (as P)	*	0.010		< 0.010	0.0020	0	0	-100	100	05/17/2023	

Batch R328949		SampType: LCS		Units mg/L							
SampID: LCS											
Analyses	Cert	RL	Qual	Result	Spike	SPK Ref Val	%REC	Low Limit	High Limit	Date Analyzed	
Phosphorus, Orthophosphate (as P)	*	0.010		0.100	0.1000	0	100.0	90	110	05/17/2023	

Batch R328949		SampType: MS		Units mg/L							
SampID: 23050523-011AMS											
Analyses	Cert	RL	Qual	Result	Spike	SPK Ref Val	%REC	Low Limit	High Limit	Date Analyzed	
Phosphorus, Orthophosphate (as P)	*	0.010		0.058	0.0500	0.009000	98.0	85	115	05/17/2023	

Batch R328949		SampType: MSD		Units mg/L							
SampID: 23050523-011AMSD											
Analyses	Cert	RL	Qual	Result	Spike	SPK Ref Val	%REC	RPD Ref Val	%RPD	Date Analyzed	
Phosphorus, Orthophosphate (as P)	*	0.010		0.059	0.0500	0.009000	100.0	0.05800	1.71	05/17/2023	

Batch R329122		SampType: MBLK		Units mg/L							
SampID: MBLK											
Analyses	Cert	RL	Qual	Result	Spike	SPK Ref Val	%REC	Low Limit	High Limit	Date Analyzed	
Phosphorus, Orthophosphate (as P)	*	0.010		< 0.010	0.0020	0	0	-100	100	05/19/2023	



Quality Control Results

<http://www.teklabinc.com/>

Client: Ramboll

Work Order: 23050523

Client Project: BAL-23Q2

Report Date: 19-Jun-23

STANDARD METHODS 4500-P E 1999, 2011

Batch R329122		SampType: LCS		Units mg/L							
SampID: LCS											
Analyses	Cert	RL	Qual	Result	Spike	SPK Ref Val	%REC	Low Limit	High Limit	Date Analyzed	
Phosphorus, Orthophosphate (as P)	*	0.010		0.090	0.1000	0	90.0	90	110	05/19/2023	

Batch R329315		SampType: MBLK		Units mg/L							
SampID: MBLK											
Analyses	Cert	RL	Qual	Result	Spike	SPK Ref Val	%REC	Low Limit	High Limit	Date Analyzed	
Phosphorus, Orthophosphate (as P)	*	0.010		< 0.010	0.0020	0	0	-100	100	05/24/2023	

Batch R329315		SampType: LCS		Units mg/L							
SampID: LCS											
Analyses	Cert	RL	Qual	Result	Spike	SPK Ref Val	%REC	Low Limit	High Limit	Date Analyzed	
Phosphorus, Orthophosphate (as P)	*	0.010		0.099	0.1000	0	99.0	90	110	05/24/2023	

Batch R329315		SampType: MS		Units mg/L							
SampID: 23050523-019AMS											
Analyses	Cert	RL	Qual	Result	Spike	SPK Ref Val	%REC	Low Limit	High Limit	Date Analyzed	
Phosphorus, Orthophosphate (as P)	*	0.010		0.060	0.0500	0.01100	98.0	85	115	05/24/2023	

Batch R329315		SampType: MSD		Units mg/L							
SampID: 23050523-019AMSD											
Analyses	Cert	RL	Qual	Result	Spike	SPK Ref Val	%REC	RPD Ref Val	%RPD	Date Analyzed	
Phosphorus, Orthophosphate (as P)	*	0.010		0.059	0.0500	0.01100	96.0	0.06000	1.68	05/24/2023	

Batch R329391		SampType: MBLK		Units mg/L							
SampID: MBLK											
Analyses	Cert	RL	Qual	Result	Spike	SPK Ref Val	%REC	Low Limit	High Limit	Date Analyzed	
Phosphorus, Orthophosphate (as P)	*	0.010		< 0.010	0.0020	0	0	-100	100	05/23/2023	

Batch R329391		SampType: LCS		Units mg/L							
SampID: LCS											
Analyses	Cert	RL	Qual	Result	Spike	SPK Ref Val	%REC	Low Limit	High Limit	Date Analyzed	
Phosphorus, Orthophosphate (as P)	*	0.010		0.099	0.1000	0	99.0	90	110	05/23/2023	

Batch R329391		SampType: MS		Units mg/L							
SampID: 23050523-053AMS											
Analyses	Cert	RL	Qual	Result	Spike	SPK Ref Val	%REC	Low Limit	High Limit	Date Analyzed	
Phosphorus, Orthophosphate (as P)	*	0.010		0.072	0.0500	0.02000	104.0	85	115	05/23/2023	



Quality Control Results

<http://www.teklabinc.com/>

Client: Ramboll
Client Project: BAL-23Q2

Work Order: 23050523
Report Date: 19-Jun-23

STANDARD METHODS 4500-P E 1999, 2011

Batch R329391		SampType: MSD		Units mg/L			RPD Limit: 10				
SampID: 23050523-053AMSD											
Analyses	Cert	RL	Qual	Result	Spike	SPK Ref Val	%REC	RPD Ref Val	%RPD	Date Analyzed	
Phosphorus, Orthophosphate (as P)	*	0.010		0.072	0.0500	0.02000	104.0	0.07200	0.00	05/23/2023	

Batch R329486		SampType: MBLK		Units mg/L							
SampID: MBLK											
Analyses	Cert	RL	Qual	Result	Spike	SPK Ref Val	%REC	Low Limit	High Limit	Date Analyzed	
Phosphorus, Orthophosphate (as P)	*	0.010		< 0.010	0.0020	0	0	-100	100	05/30/2023	

Batch R329486		SampType: LCS		Units mg/L							
SampID: LCS											
Analyses	Cert	RL	Qual	Result	Spike	SPK Ref Val	%REC	Low Limit	High Limit	Date Analyzed	
Phosphorus, Orthophosphate (as P)	*	0.010		0.104	0.1000	0	104.0	90	110	05/30/2023	

SW-846 9036 (DISSOLVED)

Batch R329045		SampType: MBLK		Units mg/L							
SampID: MB-R329045											
Analyses	Cert	RL	Qual	Result	Spike	SPK Ref Val	%REC	Low Limit	High Limit	Date Analyzed	
Sulfate		10		< 10	7.620	0	0	-100	100	05/18/2023	

Batch R329045		SampType: LCS		Units mg/L							
SampID: LCS-R329045											
Analyses	Cert	RL	Qual	Result	Spike	SPK Ref Val	%REC	Low Limit	High Limit	Date Analyzed	
Sulfate		10		19	20.00	0	95.5	90	110	05/18/2023	

Batch R329045		SampType: MS		Units mg/L							
SampID: 23050523-010BMS											
Analyses	Cert	RL	Qual	Result	Spike	SPK Ref Val	%REC	Low Limit	High Limit	Date Analyzed	
Sulfate		10	S	43	20.00	25.67	84.2	85	115	05/18/2023	

Batch R329045		SampType: MSD		Units mg/L			RPD Limit: 10				
SampID: 23050523-010BMSD											
Analyses	Cert	RL	Qual	Result	Spike	SPK Ref Val	%REC	RPD Ref Val	%RPD	Date Analyzed	
Sulfate		10		43	20.00	25.67	87.4	42.52	1.45	05/18/2023	



Quality Control Results

<http://www.teklabinc.com/>

Client: Ramboll

Work Order: 23050523

Client Project: BAL-23Q2

Report Date: 19-Jun-23

SW-846 9036 (DISSOLVED)

Batch R329312		SampType: MS		Units mg/L							Date Analyzed
SampID: 23050523-003BMS											
Analyses	Cert	RL	Qual	Result	Spike	SPK Ref Val	%REC	Low Limit	High Limit	Date Analyzed	
Sulfate		500	S	1890	1000	1051	84.0	85	115	05/24/2023	

Batch R329312		SampType: MSD		Units mg/L							RPD Limit: 10	Date Analyzed
SampID: 23050523-003BMSD												
Analyses	Cert	RL	Qual	Result	Spike	SPK Ref Val	%REC	RPD Ref Val	%RPD	Date Analyzed		
Sulfate		500		1900	1000	1051	85.3	1891	0.68	05/24/2023		

Batch R329312		SampType: MS		Units mg/L							Date Analyzed
SampID: 23050523-035BMS											
Analyses	Cert	RL	Qual	Result	Spike	SPK Ref Val	%REC	Low Limit	High Limit	Date Analyzed	
Sulfate		200	S	783	400.0	453.9	82.4	85	115	05/24/2023	

Batch R329312		SampType: MSD		Units mg/L							RPD Limit: 10	Date Analyzed
SampID: 23050523-035BMSD												
Analyses	Cert	RL	Qual	Result	Spike	SPK Ref Val	%REC	RPD Ref Val	%RPD	Date Analyzed		
Sulfate		200		842	400.0	453.9	97.1	783.3	7.24	05/24/2023		

Batch R329383		SampType: MS		Units mg/L							Date Analyzed
SampID: 23050523-002BMS											
Analyses	Cert	RL	Qual	Result	Spike	SPK Ref Val	%REC	Low Limit	High Limit	Date Analyzed	
Sulfate		100	S	315	200.0	152.4	81.3	85	115	05/25/2023	

Batch R329383		SampType: MSD		Units mg/L							RPD Limit: 10	Date Analyzed
SampID: 23050523-002BMSD												
Analyses	Cert	RL	Qual	Result	Spike	SPK Ref Val	%REC	RPD Ref Val	%RPD	Date Analyzed		
Sulfate		100	S	318	200.0	152.4	82.7	314.9	0.89	05/25/2023		

Batch R329383		SampType: MS		Units mg/L							Date Analyzed
SampID: 23050523-032BMS											
Analyses	Cert	RL	Qual	Result	Spike	SPK Ref Val	%REC	Low Limit	High Limit	Date Analyzed	
Sulfate		100		357	200.0	178.0	89.4	85	115	05/25/2023	

Batch R329383		SampType: MSD		Units mg/L							RPD Limit: 10	Date Analyzed
SampID: 23050523-032BMSD												
Analyses	Cert	RL	Qual	Result	Spike	SPK Ref Val	%REC	RPD Ref Val	%RPD	Date Analyzed		
Sulfate		100	S	343	200.0	178.0	82.7	356.8	3.81	05/25/2023		



Quality Control Results

<http://www.teklabinc.com/>

Client: Ramboll

Work Order: 23050523

Client Project: BAL-23Q2

Report Date: 19-Jun-23

SW-846 9036 (TOTAL)

Batch R329045		SampType: MBLK		Units mg/L							Date Analyzed
SampID: ICB/MBLK											
Analyses	Cert	RL	Qual	Result	Spike	SPK Ref Val	%REC	Low Limit	High Limit	Date Analyzed	
Sulfate		10		< 10	6.140	0	0	-100	100	05/18/2023	

Batch R329045		SampType: LCS		Units mg/L							Date Analyzed
SampID: ICV/LCS											
Analyses	Cert	RL	Qual	Result	Spike	SPK Ref Val	%REC	Low Limit	High Limit	Date Analyzed	
Sulfate		10		19	20.00	0	95.5	90	110	05/18/2023	

Batch R329045		SampType: MS		Units mg/L							Date Analyzed
SampID: 23050523-011AMS											
Analyses	Cert	RL	Qual	Result	Spike	SPK Ref Val	%REC	Low Limit	High Limit	Date Analyzed	
Sulfate		50		245	100.0	153.5	91.3	85	115	05/18/2023	

Batch R329045		SampType: MSD		Units mg/L							RPD Limit: 10	Date Analyzed
SampID: 23050523-011AMSD												
Analyses	Cert	RL	Qual	Result	Spike	SPK Ref Val	%REC	RPD Ref Val	%RPD	Date Analyzed		
Sulfate		50		245	100.0	153.5	91.6	244.7	0.14	05/18/2023		

Batch R329097		SampType: MBLK		Units mg/L							Date Analyzed
SampID: ICB/MBLK											
Analyses	Cert	RL	Qual	Result	Spike	SPK Ref Val	%REC	Low Limit	High Limit	Date Analyzed	
Sulfate		10		< 10	6.140	0	0	-100	100	05/19/2023	

Batch R329097		SampType: LCS		Units mg/L							Date Analyzed
SampID: ICV/LCS											
Analyses	Cert	RL	Qual	Result	Spike	SPK Ref Val	%REC	Low Limit	High Limit	Date Analyzed	
Sulfate		10		19	20.00	0	94.6	90	110	05/19/2023	

Batch R329116		SampType: MBLK		Units mg/L							Date Analyzed
SampID: ICB/MBLK											
Analyses	Cert	RL	Qual	Result	Spike	SPK Ref Val	%REC	Low Limit	High Limit	Date Analyzed	
Sulfate		10		< 10	6.140	0	0	-100	100	05/21/2023	

Batch R329116		SampType: LCS		Units mg/L							Date Analyzed
SampID: ICV/LCS											
Analyses	Cert	RL	Qual	Result	Spike	SPK Ref Val	%REC	Low Limit	High Limit	Date Analyzed	
Sulfate		10		19	20.00	0	93.3	90	110	05/21/2023	



Quality Control Results

<http://www.teklabinc.com/>

Client: Ramboll

Work Order: 23050523

Client Project: BAL-23Q2

Report Date: 19-Jun-23

SW-846 9036 (TOTAL)

Batch R329116		SampType: MS		Units mg/L							Date Analyzed
SampID: 23050523-035AMS											
Analyses	Cert	RL	Qual	Result	Spike	SPK Ref Val	%REC	Low Limit	High Limit	Date Analyzed	
Sulfate		200		819	400.0	430.0	97.3	85	115	05/21/2023	

Batch R329116		SampType: MSD		Units mg/L							RPD Limit: 10	Date Analyzed
SampID: 23050523-035AMSD												
Analyses	Cert	RL	Qual	Result	Spike	SPK Ref Val	%REC	RPD Ref Val	%RPD	Date Analyzed		
Sulfate		200		822	400.0	430.0	98.1	819.3	0.36	05/21/2023		

Batch R329312		SampType: MBLK		Units mg/L							Date Analyzed
SampID: ICB/MBLK											
Analyses	Cert	RL	Qual	Result	Spike	SPK Ref Val	%REC	Low Limit	High Limit	Date Analyzed	
Sulfate		10		< 10	6.140	0	0	-100	100	05/24/2023	

Batch R329312		SampType: MBLK		Units mg/L							Date Analyzed
SampID: MBLK/ICB											
Analyses	Cert	RL	Qual	Result	Spike	SPK Ref Val	%REC	Low Limit	High Limit	Date Analyzed	
Sulfate		10		< 10	6.140	0	0	-100	100	05/24/2023	

Batch R329312		SampType: LCS		Units mg/L							Date Analyzed
SampID: ICB/LCS											
Analyses	Cert	RL	Qual	Result	Spike	SPK Ref Val	%REC	Low Limit	High Limit	Date Analyzed	
Sulfate		10		18	20.00	0	92.4	90	110	05/24/2023	

Batch R329312		SampType: LCS		Units mg/L							Date Analyzed
SampID: LCS/ICV											
Analyses	Cert	RL	Qual	Result	Spike	SPK Ref Val	%REC	Low Limit	High Limit	Date Analyzed	
Sulfate		10		18	20.00	0	90.7	90	110	05/24/2023	

Batch R329312		SampType: MS		Units mg/L							Date Analyzed
SampID: 23050523-004AMS											
Analyses	Cert	RL	Qual	Result	Spike	SPK Ref Val	%REC	Low Limit	High Limit	Date Analyzed	
Sulfate		20	SE	106	40.00	73.53	82.0	85	115	05/25/2023	

Batch R329312		SampType: MSD		Units mg/L							RPD Limit: 10	Date Analyzed
SampID: 23050523-004AMSD												
Analyses	Cert	RL	Qual	Result	Spike	SPK Ref Val	%REC	RPD Ref Val	%RPD	Date Analyzed		
Sulfate		20	E	109	40.00	73.53	87.8	106.3	2.19	05/25/2023		



Quality Control Results

<http://www.teklabinc.com/>

Client: Ramboll

Work Order: 23050523

Client Project: BAL-23Q2

Report Date: 19-Jun-23

SW-846 9036 (TOTAL)

Batch R329383		SampType: MBLK		Units mg/L							Date Analyzed
SampID: ICB/MBLK											
Analyses	Cert	RL	Qual	Result	Spike	SPK Ref Val	%REC	Low Limit	High Limit	Date Analyzed	
Sulfate		10		< 10	6.140	0	0	-100	100	05/25/2023	

Batch R329383		SampType: LCS		Units mg/L							Date Analyzed
SampID: ICV/LCS											
Analyses	Cert	RL	Qual	Result	Spike	SPK Ref Val	%REC	Low Limit	High Limit	Date Analyzed	
Sulfate		10		18	20.00	0	91.8	90	110	05/25/2023	

Batch R329383		SampType: MS		Units mg/L							Date Analyzed
SampID: 23050523-020AMS											
Analyses	Cert	RL	Qual	Result	Spike	SPK Ref Val	%REC	Low Limit	High Limit	Date Analyzed	
Sulfate		10	SE	56	20.00	45.35	52.4	85	115	05/25/2023	

Batch R329383		SampType: MSD		Units mg/L							RPD Limit: 10	Date Analyzed
SampID: 23050523-020AMSD												
Analyses	Cert	RL	Qual	Result	Spike	SPK Ref Val	%REC	RPD Ref Val	%RPD	Date Analyzed		
Sulfate		10	SE	58	20.00	45.35	62.5	55.82	3.57	05/25/2023		

Batch R329494		SampType: MBLK		Units mg/L							Date Analyzed
SampID: ICB/MBLK											
Analyses	Cert	RL	Qual	Result	Spike	SPK Ref Val	%REC	Low Limit	High Limit	Date Analyzed	
Sulfate		10		< 10	6.140	0	0	-100	100	05/27/2023	

Batch R329494		SampType: MBLK		Units mg/L							Date Analyzed
SampID: MBLK-204908											
Analyses	Cert	RL	Qual	Result	Spike	SPK Ref Val	%REC	Low Limit	High Limit	Date Analyzed	
Sulfate	*	10		< 10	6.140	0	0	-100	100	05/27/2023	

Batch R329494		SampType: LCS		Units mg/L							Date Analyzed
SampID: ICV/LCS											
Analyses	Cert	RL	Qual	Result	Spike	SPK Ref Val	%REC	Low Limit	High Limit	Date Analyzed	
Sulfate		10		19	20.00	0	94.3	90	110	05/27/2023	

Batch R329638		SampType: MBLK		Units mg/L							Date Analyzed
SampID: ICB/MBLK											
Analyses	Cert	RL	Qual	Result	Spike	SPK Ref Val	%REC	Low Limit	High Limit	Date Analyzed	
Sulfate		10		< 10	6.140	0	0	-100	100	05/31/2023	



Quality Control Results

<http://www.teklabinc.com/>

Client: Ramboll

Work Order: 23050523

Client Project: BAL-23Q2

Report Date: 19-Jun-23

SW-846 9036 (TOTAL)

Batch R329638		SampType: LCS		Units mg/L						
SampID: ICV/LCS										
Analyses	Cert	RL	Qual	Result	Spike	SPK Ref Val	%REC	Low Limit	High Limit	Date Analyzed
Sulfate		10		19	20.00	0	94.2	90	110	05/31/2023

Batch R329638		SampType: MS		Units mg/L						
SampID: 23050523-006AMS										
Analyses	Cert	RL	Qual	Result	Spike	SPK Ref Val	%REC	Low Limit	High Limit	Date Analyzed
Sulfate		50		166	100.0	74.72	91.3	85	115	05/31/2023

Batch R329638		SampType: MSD		Units mg/L						
SampID: 23050523-006AMSD										
Analyses	Cert	RL	Qual	Result	Spike	SPK Ref Val	%REC	RPD Ref Val	%RPD	Date Analyzed
Sulfate		50		171	100.0	74.72	96.8	166.0	3.24	05/31/2023

SW-846 9060

Batch R329186		SampType: MBLK		Units mg/L						
SampID: Filter Blank										
Analyses	Cert	RL	Qual	Result	Spike	SPK Ref Val	%REC	Low Limit	High Limit	Date Analyzed
Dissolved Organic Carbon		1.0		< 1.0	0.4500	0	0	-100	100	05/22/2023

Batch R329186		SampType: MBLK		Units mg/L						
SampID: ICB/MBLK										
Analyses	Cert	RL	Qual	Result	Spike	SPK Ref Val	%REC	Low Limit	High Limit	Date Analyzed
Total Organic Carbon (TOC)		1.0		< 1.0	0.4500	0	0	-100	100	05/22/2023

Batch R329186		SampType: LCS		Units mg/L						
SampID: ICV/LCS										
Analyses	Cert	RL	Qual	Result	Spike	SPK Ref Val	%REC	Low Limit	High Limit	Date Analyzed
Total Organic Carbon (TOC)		20.0		62.0	59.30	0	104.5	90	110	05/22/2023

Batch R329186		SampType: MS		Units mg/L						
SampID: 23050523-003FMS										
Analyses	Cert	RL	Qual	Result	Spike	SPK Ref Val	%REC	Low Limit	High Limit	Date Analyzed
Dissolved Organic Carbon		1.0		6.4	5.000	1.320	100.6	85	115	05/22/2023



Quality Control Results

<http://www.teklabinc.com/>

Client: Ramboll

Work Order: 23050523

Client Project: BAL-23Q2

Report Date: 19-Jun-23

SW-846 9060

Batch R329186		SampType: MSD		Units mg/L				RPD Limit: 10			
SampID: 23050523-003FMSD											
Analyses	Cert	RL	Qual	Result	Spike	SPK Ref Val	%REC	RPD Ref Val	%RPD	Date Analyzed	
Dissolved Organic Carbon		1.0		6.4	5.000	1.320	100.8	6.350	0.16	05/22/2023	

Batch R329186		SampType: MS		Units mg/L				RPD Limit: 10			
SampID: 23050523-021EMS											
Analyses	Cert	RL	Qual	Result	Spike	SPK Ref Val	%REC	Low Limit	High Limit	Date Analyzed	
Total Organic Carbon (TOC)		1.0		8.4	5.000	3.720	94.0	85	115	05/22/2023	

Batch R329186		SampType: MSD		Units mg/L				RPD Limit: 10			
SampID: 23050523-021EMSD											
Analyses	Cert	RL	Qual	Result	Spike	SPK Ref Val	%REC	RPD Ref Val	%RPD	Date Analyzed	
Total Organic Carbon (TOC)		1.0		8.4	5.000	3.720	92.6	8.420	0.83	05/22/2023	

Batch R329186		SampType: MS		Units mg/L				RPD Limit: 10			
SampID: 23050523-026FMS											
Analyses	Cert	RL	Qual	Result	Spike	SPK Ref Val	%REC	Low Limit	High Limit	Date Analyzed	
Dissolved Organic Carbon		1.0		7.1	5.000	2.260	96.6	85	115	05/22/2023	

Batch R329186		SampType: MSD		Units mg/L				RPD Limit: 10			
SampID: 23050523-026FMSD											
Analyses	Cert	RL	Qual	Result	Spike	SPK Ref Val	%REC	RPD Ref Val	%RPD	Date Analyzed	
Dissolved Organic Carbon		1.0		7.1	5.000	2.260	96.0	7.090	0.42	05/22/2023	

Batch R329186		SampType: MS		Units mg/L				RPD Limit: 10			
SampID: 23050523-035EMS											
Analyses	Cert	RL	Qual	Result	Spike	SPK Ref Val	%REC	Low Limit	High Limit	Date Analyzed	
Total Organic Carbon (TOC)		1.0		8.7	5.000	3.920	95.8	85	115	05/22/2023	

Batch R329186		SampType: MSD		Units mg/L				RPD Limit: 10			
SampID: 23050523-035EMSD											
Analyses	Cert	RL	Qual	Result	Spike	SPK Ref Val	%REC	RPD Ref Val	%RPD	Date Analyzed	
Total Organic Carbon (TOC)		1.0		8.4	5.000	3.920	90.4	8.710	3.15	05/22/2023	

Batch R329186		SampType: MS		Units mg/L				RPD Limit: 10			
SampID: 23050523-041FMS											
Analyses	Cert	RL	Qual	Result	Spike	SPK Ref Val	%REC	Low Limit	High Limit	Date Analyzed	
Dissolved Organic Carbon		1.0		6.1	5.000	1.320	95.6	85	115	05/22/2023	



Quality Control Results

<http://www.teklabinc.com/>

Client: Ramboll

Work Order: 23050523

Client Project: BAL-23Q2

Report Date: 19-Jun-23

SW-846 9060

Batch R329186		SampType: MSD		Units mg/L				RPD Limit: 10			
SampID: 23050523-041FMSD											
Analyses	Cert	RL	Qual	Result	Spike	SPK Ref Val	%REC	RPD Ref Val	%RPD	Date Analyzed	
Dissolved Organic Carbon		1.0		6.0	5.000	1.320	92.6	6.100	2.49	05/22/2023	

Batch R329567		SampType: MBLK		Units mg/L							
SampID: Filter Blank											
Analyses	Cert	RL	Qual	Result	Spike	SPK Ref Val	%REC	Low Limit	High Limit	Date Analyzed	
Dissolved Organic Carbon		1.0	J	0.6	0.5900	0	100.0	-100	100	05/30/2023	

Batch R329567		SampType: MS		Units mg/L							
SampID: 23050523-006FMS											
Analyses	Cert	RL	Qual	Result	Spike	SPK Ref Val	%REC	Low Limit	High Limit	Date Analyzed	
Dissolved Organic Carbon		1.0		6.0	5.000	1.330	92.6	85	115	05/30/2023	

Batch R329567		SampType: MSD		Units mg/L				RPD Limit: 10			
SampID: 23050523-006FMSD											
Analyses	Cert	RL	Qual	Result	Spike	SPK Ref Val	%REC	RPD Ref Val	%RPD	Date Analyzed	
Dissolved Organic Carbon		1.0		6.0	5.000	1.330	93.8	5.960	1.00	05/30/2023	

Batch R329567		SampType: MS		Units mg/L							
SampID: 23050523-051EMS											
Analyses	Cert	RL	Qual	Result	Spike	SPK Ref Val	%REC	Low Limit	High Limit	Date Analyzed	
Dissolved Organic Carbon		1.0		7.3	5.000	2.520	95.0	85	115	05/31/2023	

Batch R329567		SampType: MSD		Units mg/L				RPD Limit: 10			
SampID: 23050523-051EMSD											
Analyses	Cert	RL	Qual	Result	Spike	SPK Ref Val	%REC	RPD Ref Val	%RPD	Date Analyzed	
Dissolved Organic Carbon		1.0		7.2	5.000	2.520	93.8	7.270	0.83	05/31/2023	

Batch R329567		SampType: MS		Units mg/L							
SampID: 23050523-053FMS											
Analyses	Cert	RL	Qual	Result	Spike	SPK Ref Val	%REC	Low Limit	High Limit	Date Analyzed	
Dissolved Organic Carbon		1.0		6.2	5.000	1.490	95.0	85	115	05/30/2023	

Batch R329567		SampType: MSD		Units mg/L				RPD Limit: 10			
SampID: 23050523-053FMSD											
Analyses	Cert	RL	Qual	Result	Spike	SPK Ref Val	%REC	RPD Ref Val	%RPD	Date Analyzed	
Dissolved Organic Carbon		1.0		6.0	5.000	1.490	90.4	6.240	3.76	05/30/2023	



Quality Control Results

<http://www.teklabinc.com/>

Client: Ramboll

Work Order: 23050523

Client Project: BAL-23Q2

Report Date: 19-Jun-23

SW-846 9060

Batch R329670 SampType: MBLK Units mg/L

SampID: Filter Blank

Analyses	Cert	RL	Qual	Result	Spike	SPK Ref Val	%REC	Low Limit	High Limit	Date Analyzed
Total Organic Carbon (TOC)		1.0		< 1.0	0.4500	0	0	-100	100	06/01/2023

Batch R329670 SampType: MBLK Units mg/L

SampID: ICB/MBLK

Analyses	Cert	RL	Qual	Result	Spike	SPK Ref Val	%REC	Low Limit	High Limit	Date Analyzed
Total Organic Carbon (TOC)		1.0		< 1.0	0.4500	0	0	-100	100	06/01/2023

Batch R329670 SampType: LCS Units mg/L

SampID: ICV/LCS

Analyses	Cert	RL	Qual	Result	Spike	SPK Ref Val	%REC	Low Limit	High Limit	Date Analyzed
Total Organic Carbon (TOC)		20.0		64.9	59.30	0	109.4	90	110	06/01/2023

Batch R329670 SampType: MS Units mg/L

SampID: 23050523-006EMS

Analyses	Cert	RL	Qual	Result	Spike	SPK Ref Val	%REC	Low Limit	High Limit	Date Analyzed
Total Organic Carbon (TOC)		1.0		5.4	5.000	1.090	86.8	85	115	06/01/2023

Batch R329670 SampType: MSD Units mg/L

SampID: 23050523-006EMSD

RPD Limit: 10

Analyses	Cert	RL	Qual	Result	Spike	SPK Ref Val	%REC	RPD Ref Val	%RPD	Date Analyzed
Total Organic Carbon (TOC)		1.0		5.4	5.000	1.090	85.6	5.430	1.11	06/01/2023

Batch R329670 SampType: MS Units mg/L

SampID: 23050523-051EMS

Analyses	Cert	RL	Qual	Result	Spike	SPK Ref Val	%REC	Low Limit	High Limit	Date Analyzed
Total Organic Carbon (TOC)		1.0		7.0	5.000	2.630	88.4	85	115	06/01/2023

Batch R329670 SampType: MSD Units mg/L

SampID: 23050523-051EMSD

RPD Limit: 10

Analyses	Cert	RL	Qual	Result	Spike	SPK Ref Val	%REC	RPD Ref Val	%RPD	Date Analyzed
Total Organic Carbon (TOC)		1.0		7.2	5.000	2.630	92.4	7.050	2.80	06/01/2023



Quality Control Results

<http://www.teklabinc.com/>

Client: Ramboll

Work Order: 23050523

Client Project: BAL-23Q2

Report Date: 19-Jun-23

SW-846 9214 (TOTAL)

Batch R329012		SampType: MBLK		Units mg/L							
SampID: MBLK											
Analyses	Cert	RL	Qual	Result	Spike	SPK Ref Val	%REC	Low Limit	High Limit	Date Analyzed	
Fluoride		0.10		< 0.10	0.0500	0	0	-100	100	05/18/2023	

Batch R329012		SampType: LCS		Units mg/L							
SampID: LCS											
Analyses	Cert	RL	Qual	Result	Spike	SPK Ref Val	%REC	Low Limit	High Limit	Date Analyzed	
Fluoride		0.10		1.00	1.000	0	99.9	90	110	05/18/2023	

Batch R329012		SampType: MS		Units mg/L							
SampID: 23050523-037AMS											
Analyses	Cert	RL	Qual	Result	Spike	SPK Ref Val	%REC	Low Limit	High Limit	Date Analyzed	
Fluoride		1.00		28.2	20.00	8.420	99.0	75	125	05/18/2023	

Batch R329012		SampType: MSD		Units mg/L							
SampID: 23050523-037AMSD											
Analyses	Cert	RL	Qual	Result	Spike	SPK Ref Val	%REC	RPD Ref Val	%RPD	Date Analyzed	
Fluoride		1.00		28.8	20.00	8.420	102.2	28.21	2.24	05/18/2023	

Batch R329066		SampType: MBLK		Units mg/L							
SampID: MBLK											
Analyses	Cert	RL	Qual	Result	Spike	SPK Ref Val	%REC	Low Limit	High Limit	Date Analyzed	
Fluoride		0.10		< 0.10	0.0500	0	0	-100	100	05/19/2023	

Batch R329066		SampType: LCS		Units mg/L							
SampID: LCS											
Analyses	Cert	RL	Qual	Result	Spike	SPK Ref Val	%REC	Low Limit	High Limit	Date Analyzed	
Fluoride		0.10		1.06	1.000	0	105.5	90	110	05/19/2023	

Batch R329066		SampType: MS		Units mg/L							
SampID: 23050523-035AMS											
Analyses	Cert	RL	Qual	Result	Spike	SPK Ref Val	%REC	Low Limit	High Limit	Date Analyzed	
Fluoride		0.10		5.34	2.000	3.243	104.9	75	125	05/19/2023	

Batch R329066		SampType: MSD		Units mg/L							
SampID: 23050523-035AMSD											
Analyses	Cert	RL	Qual	Result	Spike	SPK Ref Val	%REC	RPD Ref Val	%RPD	Date Analyzed	
Fluoride		0.10		5.38	2.000	3.243	106.8	5.341	0.69	05/19/2023	



Quality Control Results

<http://www.teklabinc.com/>

Client: Ramboll

Work Order: 23050523

Client Project: BAL-23Q2

Report Date: 19-Jun-23

SW-846 9214 (TOTAL)

Batch R329066		SampType: MS		Units mg/L							Date Analyzed
SampID: 23050523-044AMS											
Analyses	Cert	RL	Qual	Result	Spike	SPK Ref Val	%REC	Low Limit	High Limit	Date Analyzed	
Fluoride		0.10		2.18	2.000	0.1800	99.8	75	125	05/19/2023	

Batch R329066		SampType: MSD		Units mg/L							RPD Limit: 15	Date Analyzed
SampID: 23050523-044AMSD												
Analyses	Cert	RL	Qual	Result	Spike	SPK Ref Val	%REC	RPD Ref Val	%RPD	Date Analyzed		
Fluoride		0.10		2.23	2.000	0.1800	102.6	2.175	2.59	05/19/2023		

Batch R329066		SampType: MS		Units mg/L							Date Analyzed
SampID: 23050523-045AMS											
Analyses	Cert	RL	Qual	Result	Spike	SPK Ref Val	%REC	Low Limit	High Limit	Date Analyzed	
Fluoride		0.10		2.20	2.000	0.1940	100.4	75	125	05/19/2023	

Batch R329066		SampType: MSD		Units mg/L							RPD Limit: 15	Date Analyzed
SampID: 23050523-045AMSD												
Analyses	Cert	RL	Qual	Result	Spike	SPK Ref Val	%REC	RPD Ref Val	%RPD	Date Analyzed		
Fluoride		0.10		2.20	2.000	0.1940	100.3	2.201	0.05	05/19/2023		

Batch R329119		SampType: MBLK		Units mg/L							Date Analyzed
SampID: MBLK											
Analyses	Cert	RL	Qual	Result	Spike	SPK Ref Val	%REC	Low Limit	High Limit	Date Analyzed	
Fluoride		0.10		< 0.10	0.0500	0	0	-100	100	05/22/2023	

Batch R329119		SampType: LCS		Units mg/L							Date Analyzed
SampID: LCS											
Analyses	Cert	RL	Qual	Result	Spike	SPK Ref Val	%REC	Low Limit	High Limit	Date Analyzed	
Fluoride		0.10		0.99	1.000	0	98.6	90	110	05/22/2023	

Batch R329119		SampType: MS		Units mg/L							Date Analyzed
SampID: 23050523-025AMS											
Analyses	Cert	RL	Qual	Result	Spike	SPK Ref Val	%REC	Low Limit	High Limit	Date Analyzed	
Fluoride		0.10		5.54	2.000	3.306	111.4	75	125	05/22/2023	

Batch R329119		SampType: MSD		Units mg/L							RPD Limit: 15	Date Analyzed
SampID: 23050523-025AMSD												
Analyses	Cert	RL	Qual	Result	Spike	SPK Ref Val	%REC	RPD Ref Val	%RPD	Date Analyzed		
Fluoride		0.10		5.53	2.000	3.306	111.3	5.535	0.07	05/22/2023		



Quality Control Results

<http://www.teklabinc.com/>

Client: Ramboll

Work Order: 23050523

Client Project: BAL-23Q2

Report Date: 19-Jun-23

SW-846 9214 (TOTAL)

Batch R329437		SampType: MBLK		Units mg/L							
SampID: MBLK											
Analyses	Cert	RL	Qual	Result	Spike	SPK Ref Val	%REC	Low Limit	High Limit	Date Analyzed	
Fluoride		0.10		< 0.10	0.0500	0	0	-100	100	05/26/2023	

Batch R329437		SampType: LCS		Units mg/L							
SampID: LCS											
Analyses	Cert	RL	Qual	Result	Spike	SPK Ref Val	%REC	Low Limit	High Limit	Date Analyzed	
Fluoride		0.10		0.94	1.000	0	93.9	90	110	05/26/2023	

Batch R329437		SampType: MS		Units mg/L							
SampID: 23050523-013AMS											
Analyses	Cert	RL	Qual	Result	Spike	SPK Ref Val	%REC	Low Limit	High Limit	Date Analyzed	
Fluoride		0.10		3.53	2.000	1.361	108.4	75	125	05/26/2023	

Batch R329437		SampType: MSD		Units mg/L							
SampID: 23050523-013AMSD											
Analyses	Cert	RL	Qual	Result	Spike	SPK Ref Val	%REC	RPD Ref Val	%RPD	Date Analyzed	
Fluoride		0.10		3.44	2.000	1.361	104.2	3.528	2.41	05/26/2023	

Batch R329437		SampType: MS		Units mg/L							
SampID: 23050523-049AMS											
Analyses	Cert	RL	Qual	Result	Spike	SPK Ref Val	%REC	Low Limit	High Limit	Date Analyzed	
Fluoride		0.10		2.63	2.000	0.4990	106.7	75	125	05/26/2023	

Batch R329437		SampType: MSD		Units mg/L							
SampID: 23050523-049AMSD											
Analyses	Cert	RL	Qual	Result	Spike	SPK Ref Val	%REC	RPD Ref Val	%RPD	Date Analyzed	
Fluoride		0.10		2.50	2.000	0.4990	100.2	2.633	5.10	05/26/2023	

Batch R329437		SampType: MS		Units mg/L							
SampID: 23050523-054AMS											
Analyses	Cert	RL	Qual	Result	Spike	SPK Ref Val	%REC	Low Limit	High Limit	Date Analyzed	
Fluoride		0.10		2.00	2.000	0	100.1	75	125	05/26/2023	

Batch R329437		SampType: MSD		Units mg/L							
SampID: 23050523-054AMSD											
Analyses	Cert	RL	Qual	Result	Spike	SPK Ref Val	%REC	RPD Ref Val	%RPD	Date Analyzed	
Fluoride		0.10		1.93	2.000	0	96.4	2.002	3.77	05/26/2023	



Quality Control Results

<http://www.teklabinc.com/>

Client: Ramboll

Work Order: 23050523

Client Project: BAL-23Q2

Report Date: 19-Jun-23

SW-846 9251 (DISSOLVED)

Batch R329023		SampType: MS		Units mg/L							Date Analyzed
SampID: 23050523-010BMS											
Analyses	Cert	RL	Qual	Result	Spike	SPK Ref Val	%REC	Low Limit	High Limit	Date Analyzed	
Chloride		4		44	20.00	25.44	92.9	85	115	05/18/2023	

Batch R329023		SampType: MSD		Units mg/L							RPD Limit: 15	Date Analyzed
SampID: 23050523-010BMSD												
Analyses	Cert	RL	Qual	Result	Spike	SPK Ref Val	%REC	RPD Ref Val	%RPD	Date Analyzed		
Chloride		4		44	20.00	25.44	92.7	44.02	0.11	05/18/2023		

Batch R329098		SampType: MS		Units mg/L							Date Analyzed
SampID: 23050523-035BMS											
Analyses	Cert	RL	Qual	Result	Spike	SPK Ref Val	%REC	Low Limit	High Limit	Date Analyzed	
Chloride		40		350	200.0	175.7	87.4	85	115	05/19/2023	

Batch R329098		SampType: MSD		Units mg/L							RPD Limit: 15	Date Analyzed
SampID: 23050523-035BMSD												
Analyses	Cert	RL	Qual	Result	Spike	SPK Ref Val	%REC	RPD Ref Val	%RPD	Date Analyzed		
Chloride		40		348	200.0	175.7	86.2	350.4	0.69	05/19/2023		

Batch R329395		SampType: MS		Units mg/L							Date Analyzed
SampID: 23050523-002BMS											
Analyses	Cert	RL	Qual	Result	Spike	SPK Ref Val	%REC	Low Limit	High Limit	Date Analyzed	
Chloride		4		32	20.00	13.17	93.7	85	115	05/25/2023	

Batch R329395		SampType: MSD		Units mg/L							RPD Limit: 15	Date Analyzed
SampID: 23050523-002BMSD												
Analyses	Cert	RL	Qual	Result	Spike	SPK Ref Val	%REC	RPD Ref Val	%RPD	Date Analyzed		
Chloride		4		32	20.00	13.17	92.8	31.90	0.50	05/25/2023		

Batch R329395		SampType: MS		Units mg/L							Date Analyzed
SampID: 23050523-032BMS											
Analyses	Cert	RL	Qual	Result	Spike	SPK Ref Val	%REC	Low Limit	High Limit	Date Analyzed	
Chloride		4	E	63	20.00	43.09	98.0	85	115	05/25/2023	

Batch R329395		SampType: MSD		Units mg/L							RPD Limit: 15	Date Analyzed
SampID: 23050523-032BMSD												
Analyses	Cert	RL	Qual	Result	Spike	SPK Ref Val	%REC	RPD Ref Val	%RPD	Date Analyzed		
Chloride		4	E	64	20.00	43.09	105.3	62.69	2.30	05/25/2023		



Quality Control Results

<http://www.teklabinc.com/>

Client: Ramboll

Work Order: 23050523

Client Project: BAL-23Q2

Report Date: 19-Jun-23

SW-846 9251 (DISSOLVED)

Batch R329548		SampType: MS		Units mg/L							Date Analyzed
SampID: 23050523-003BMS											
Analyses	Cert	RL	Qual	Result	Spike	SPK Ref Val	%REC	Low Limit	High Limit	Date Analyzed	
Chloride		8		91	40.00	54.94	89.9	85	115	05/28/2023	

Batch R329548		SampType: MSD		Units mg/L							RPD Limit: 15	Date Analyzed
SampID: 23050523-003BMSD												
Analyses	Cert	RL	Qual	Result	Spike	SPK Ref Val	%REC	RPD Ref Val	%RPD	Date Analyzed		
Chloride		8		90	40.00	54.94	87.0	90.89	1.25	05/28/2023		

SW-846 9251 (TOTAL)

Batch R329023		SampType: MBLK		Units mg/L							Date Analyzed
SampID: ICB/MBLK											
Analyses	Cert	RL	Qual	Result	Spike	SPK Ref Val	%REC	Low Limit	High Limit	Date Analyzed	
Chloride		4		< 4	0.5000	0	0	-100	100	05/18/2023	

Batch R329023		SampType: LCS		Units mg/L							Date Analyzed
SampID: ICB/LCS											
Analyses	Cert	RL	Qual	Result	Spike	SPK Ref Val	%REC	Low Limit	High Limit	Date Analyzed	
Chloride		4		20	20.00	0	101.0	90	110	05/18/2023	

Batch R329023		SampType: MS		Units mg/L							Date Analyzed
SampID: 23050523-011AMS											
Analyses	Cert	RL	Qual	Result	Spike	SPK Ref Val	%REC	Low Limit	High Limit	Date Analyzed	
Chloride		20		132	100.0	37.07	94.9	85	115	05/18/2023	

Batch R329023		SampType: MSD		Units mg/L							RPD Limit: 15	Date Analyzed
SampID: 23050523-011AMSD												
Analyses	Cert	RL	Qual	Result	Spike	SPK Ref Val	%REC	RPD Ref Val	%RPD	Date Analyzed		
Chloride		20		132	100.0	37.07	94.6	132.0	0.23	05/18/2023		

Batch R329098		SampType: MBLK		Units mg/L							Date Analyzed
SampID: ICB/MBLK											
Analyses	Cert	RL	Qual	Result	Spike	SPK Ref Val	%REC	Low Limit	High Limit	Date Analyzed	
Chloride		4		< 4	0.5000	0	0	-100	100	05/19/2023	



Quality Control Results

<http://www.teklabinc.com/>

Client: Ramboll

Work Order: 23050523

Client Project: BAL-23Q2

Report Date: 19-Jun-23

SW-846 9251 (TOTAL)

Batch R329098		SampType: LCS		Units mg/L							
SampID: ICV/LCS											
Analyses	Cert	RL	Qual	Result	Spike	SPK Ref Val	%REC	Low Limit	High Limit	Date Analyzed	
Chloride		4		20	20.00	0	100.9	90	110	05/19/2023	

Batch R329098		SampType: MS		Units mg/L							
SampID: 23050523-035AMS											
Analyses	Cert	RL	Qual	Result	Spike	SPK Ref Val	%REC	Low Limit	High Limit	Date Analyzed	
Chloride		40		350	200.0	169.9	89.9	85	115	05/19/2023	

Batch R329098		SampType: MSD		Units mg/L							
SampID: 23050523-035AMSD											
Analyses	Cert	RL	Qual	Result	Spike	SPK Ref Val	%REC	RPD Ref Val	%RPD	Date Analyzed	
Chloride		40		357	200.0	169.9	93.6	349.7	2.09	05/19/2023	

Batch R329126		SampType: MBLK		Units mg/L							
SampID: ICB/MBLK											
Analyses	Cert	RL	Qual	Result	Spike	SPK Ref Val	%REC	Low Limit	High Limit	Date Analyzed	
Chloride		4		< 4	0.5000	0	0	-100	100	05/21/2023	

Batch R329126		SampType: LCS		Units mg/L							
SampID: ICV/LCS											
Analyses	Cert	RL	Qual	Result	Spike	SPK Ref Val	%REC	Low Limit	High Limit	Date Analyzed	
Chloride		4		20	20.00	0	101.0	90	110	05/21/2023	

Batch R329126		SampType: MS		Units mg/L							
SampID: 23050523-004AMS											
Analyses	Cert	RL	Qual	Result	Spike	SPK Ref Val	%REC	Low Limit	High Limit	Date Analyzed	
Chloride		40		240	200.0	45.63	96.9	85	115	05/21/2023	

Batch R329126		SampType: MSD		Units mg/L							
SampID: 23050523-004AMSD											
Analyses	Cert	RL	Qual	Result	Spike	SPK Ref Val	%REC	RPD Ref Val	%RPD	Date Analyzed	
Chloride		40		245	200.0	45.63	99.9	239.5	2.40	05/21/2023	

Batch R329334		SampType: MBLK		Units mg/L							
SampID: ICB/MBLK											
Analyses	Cert	RL	Qual	Result	Spike	SPK Ref Val	%REC	Low Limit	High Limit	Date Analyzed	
Chloride		4		< 4	0.5000	0	0	-100	100	05/24/2023	



Quality Control Results

<http://www.teklabinc.com/>

Client: Ramboll

Work Order: 23050523

Client Project: BAL-23Q2

Report Date: 19-Jun-23

SW-846 9251 (TOTAL)

Batch R329334		SampType: MBLK		Units mg/L							
SampID: MBLK/ICB											
Analyses	Cert	RL	Qual	Result	Spike	SPK Ref Val	%REC	Low Limit	High Limit	Date Analyzed	
Chloride		4		< 4	0.5000	0	0	-100	100	05/24/2023	

Batch R329334		SampType: LCS		Units mg/L							
SampID: ICV/LCS											
Analyses	Cert	RL	Qual	Result	Spike	SPK Ref Val	%REC	Low Limit	High Limit	Date Analyzed	
Chloride		4		20	20.00	0	98.1	90	110	05/24/2023	

Batch R329334		SampType: LCS		Units mg/L							
SampID: LCS/ICV											
Analyses	Cert	RL	Qual	Result	Spike	SPK Ref Val	%REC	Low Limit	High Limit	Date Analyzed	
Chloride		4		20	20.00	0	100.4	90	110	05/24/2023	

Batch R329395		SampType: MBLK		Units mg/L							
SampID: ICB/MBLK											
Analyses	Cert	RL	Qual	Result	Spike	SPK Ref Val	%REC	Low Limit	High Limit	Date Analyzed	
Chloride		4		< 4	0.5000	0	0	-100	100	05/25/2023	

Batch R329395		SampType: MBLK		Units mg/Kg							
SampID: MBLK-230521											
Analyses	Cert	RL	Qual	Result	Spike	SPK Ref Val	%REC	Low Limit	High Limit	Date Analyzed	
Chloride	*	40		< 40	0.5000	0	0	-100	100	05/25/2023	

Batch R329395		SampType: LCS		Units mg/L							
SampID: ICV/LCS											
Analyses	Cert	RL	Qual	Result	Spike	SPK Ref Val	%REC	Low Limit	High Limit	Date Analyzed	
Chloride		4		20	20.00	0	100.0	90	110	05/25/2023	

Batch R329395		SampType: MS		Units mg/L							
SampID: 23050523-006AMS											
Analyses	Cert	RL	Qual	Result	Spike	SPK Ref Val	%REC	Low Limit	High Limit	Date Analyzed	
Chloride		4		35	20.00	15.86	94.1	85	115	05/25/2023	

Batch R329395		SampType: MSD		Units mg/L							
SampID: 23050523-006AMSD											
Analyses	Cert	RL	Qual	Result	Spike	SPK Ref Val	%REC	RPD Ref Val	%RPD	Date Analyzed	
Chloride		4		34	20.00	15.86	90.5	34.68	2.10	05/25/2023	



Quality Control Results

<http://www.teklabinc.com/>

Client: Ramboll

Work Order: 23050523

Client Project: BAL-23Q2

Report Date: 19-Jun-23

SW-846 9251 (TOTAL)

Batch R329395		SampType: MS		Units mg/L							Date Analyzed
SampID: 23050523-020AMS											
Analyses	Cert	RL	Qual	Result	Spike	SPK Ref Val	%REC	Low Limit	High Limit	Date Analyzed	
Chloride		40		373	200.0	191.0	91.2	85	115	05/25/2023	

Batch R329395		SampType: MSD		Units mg/L							RPD Limit: 15	Date Analyzed
SampID: 23050523-020AMSD												
Analyses	Cert	RL	Qual	Result	Spike	SPK Ref Val	%REC	RPD Ref Val	%RPD	Date Analyzed		
Chloride		40		372	200.0	191.0	90.3	373.4	0.50	05/25/2023		

Batch R329548		SampType: MBLK		Units mg/L							Date Analyzed
SampID: ICB/MBLK											
Analyses	Cert	RL	Qual	Result	Spike	SPK Ref Val	%REC	Low Limit	High Limit	Date Analyzed	
Chloride		4		< 4	0.5000	0	0	-100	100	05/27/2023	

Batch R329548		SampType: MBLK		Units mg/L							Date Analyzed
SampID: MBLK-204908											
Analyses	Cert	RL	Qual	Result	Spike	SPK Ref Val	%REC	Low Limit	High Limit	Date Analyzed	
Chloride	*	4		< 4	0.5000	0	0	-100	100	05/27/2023	

Batch R329548		SampType: LCS		Units mg/L							Date Analyzed
SampID: ICV/LCS											
Analyses	Cert	RL	Qual	Result	Spike	SPK Ref Val	%REC	Low Limit	High Limit	Date Analyzed	
Chloride		4		20	20.00	0	100.3	90	110	05/27/2023	

Batch R329609		SampType: MBLK		Units mg/L							Date Analyzed
SampID: ICB/MBLK											
Analyses	Cert	RL	Qual	Result	Spike	SPK Ref Val	%REC	Low Limit	High Limit	Date Analyzed	
Chloride		4		< 4	0.5000	0	0	-100	100	05/31/2023	

Batch R329609		SampType: LCS		Units mg/L							Date Analyzed
SampID: ICV/LCS											
Analyses	Cert	RL	Qual	Result	Spike	SPK Ref Val	%REC	Low Limit	High Limit	Date Analyzed	
Chloride		4		20	20.00	0	99.9	90	110	05/31/2023	



Quality Control Results

<http://www.teklabinc.com/>

Client: Ramboll

Work Order: 23050523

Client Project: BAL-23Q2

Report Date: 19-Jun-23

SW-846 3005A, 6010B, METALS BY ICP (DISSOLVED)

Batch 206284 SampType: MBLK Units mg/L
SampID: MBLK-206284

Analyses	Cert	RL	Qual	Result	Spike	SPK Ref Val	%REC	Low Limit	High Limit	Date Analyzed
Aluminum		0.0250		< 0.0250	0.0127	0	0	-100	100	05/18/2023
Boron		0.0200		< 0.0200	0.0090	0	0	-100	100	05/18/2023
Calcium		0.100		< 0.100	0.0350	0	0	-100	100	05/18/2023
Iron		0.0400		< 0.0400	0.0200	0	0	-100	100	05/18/2023
Magnesium		0.0500		< 0.0500	0.0055	0	0	-100	100	05/18/2023
Manganese		0.0070		< 0.0070	0.0025	0	0	-100	100	05/18/2023
Potassium		0.100		< 0.100	0.0400	0	0	-100	100	05/18/2023
Silicon	*	0.0500		< 0.0500	0.0122	0	0	-100	100	05/18/2023
Sodium		0.0500		< 0.0500	0.0180	0	0	-100	100	05/18/2023

Batch 206284 SampType: LCS Units mg/L
SampID: LCS-206284

Analyses	Cert	RL	Qual	Result	Spike	SPK Ref Val	%REC	Low Limit	High Limit	Date Analyzed
Aluminum		0.0250		1.79	2.000	0	89.5	85	115	05/18/2023
Boron		0.0200		0.462	0.5000	0	92.5	85	115	05/18/2023
Calcium		0.100		2.45	2.500	0	98.1	85	115	05/18/2023
Iron		0.0400		1.87	2.000	0	93.4	85	115	05/18/2023
Magnesium		0.0500		2.31	2.500	0	92.6	85	115	05/18/2023
Manganese		0.0070		0.477	0.5000	0	95.4	85	115	05/18/2023
Potassium		0.100		2.44	2.500	0	97.8	85	115	05/18/2023
Silicon	*	0.0500		0.472	0.5000	0	94.4	85	115	05/18/2023
Sodium		0.0500		2.33	2.500	0	93.1	85	115	05/18/2023

Batch 206284 SampType: MS Units mg/L
SampID: 23050523-028DMS

Analyses	Cert	RL	Qual	Result	Spike	SPK Ref Val	%REC	Low Limit	High Limit	Date Analyzed
Aluminum		0.0250		3.57	4.000	0	89.2	75	125	05/18/2023
Calcium		0.100		41.1	5.000	36.70	88.0	75	125	05/18/2023
Iron		0.0400		3.74	4.000	0	93.5	75	125	05/18/2023
Magnesium		0.0500		25.4	5.000	21.57	76.9	75	125	05/18/2023
Manganese		0.0070		0.924	1.000	0.01120	91.3	75	125	05/18/2023
Potassium		0.100		9.94	5.000	5.125	96.3	75	125	05/18/2023
Silicon	*	0.0500		4.57	1.000	3.630	93.5	75	125	05/18/2023
Sodium		0.0500	S	1080	5.000	1086	-96.8	75	125	05/18/2023



Quality Control Results

<http://www.teklabinc.com/>

Client: Ramboll

Work Order: 23050523

Client Project: BAL-23Q2

Report Date: 19-Jun-23

SW-846 3005A, 6010B, METALS BY ICP (DISSOLVED)

Batch 206284		SampType: MSD		Units mg/L			RPD Limit: 20			
SampID: 23050523-028DMSD										
Analyses	Cert	RL	Qual	Result	Spike	SPK Ref Val	%REC	RPD Ref Val	%RPD	Date Analyzed
Aluminum		0.0250		3.76	4.000	0	94.0	3.570	5.18	05/18/2023
Calcium		0.100		42.5	5.000	36.70	115.4	41.10	3.28	05/18/2023
Iron		0.0400		3.96	4.000	0	99.0	3.740	5.71	05/18/2023
Magnesium		0.0500		26.3	5.000	21.57	94.8	25.41	3.45	05/18/2023
Manganese		0.0070		0.978	1.000	0.01120	96.6	0.9243	5.62	05/18/2023
Potassium		0.100	E	10.3	5.000	5.125	104.2	9.939	3.88	05/18/2023
Silicon	*	0.0500		4.71	1.000	3.630	108.1	4.565	3.15	05/18/2023
Sodium		0.0500	S	1110	5.000	1086	423.0	1081	2.37	05/18/2023

Batch 206332		SampType: MBLK		Units mg/L						
SampID: MBLK-206332										
Analyses	Cert	RL	Qual	Result	Spike	SPK Ref Val	%REC	Low Limit	High Limit	Date Analyzed
Aluminum		0.0250		< 0.0250	0.0127	0	0	-100	100	05/19/2023
Boron		0.0200		< 0.0200	0.0090	0	0	-100	100	05/19/2023
Calcium		0.100		< 0.100	0.0350	0	0	-100	100	05/19/2023
Iron		0.0400		< 0.0400	0.0200	0	0	-100	100	05/19/2023
Magnesium		0.0500		< 0.0500	0.0055	0	0	-100	100	05/19/2023
Manganese		0.0070		< 0.0070	0.0025	0	0	-100	100	05/19/2023
Potassium		0.100		< 0.100	0.0400	0	0	-100	100	05/19/2023
Silicon	*	0.0500		< 0.0500	0.0122	0	0	-100	100	05/22/2023
Sodium		0.0500		< 0.0500	0.0180	0	0	-100	100	05/19/2023

Batch 206332		SampType: LCS		Units mg/L						
SampID: LCS-206332										
Analyses	Cert	RL	Qual	Result	Spike	SPK Ref Val	%REC	Low Limit	High Limit	Date Analyzed
Aluminum		0.0250		1.81	2.000	0	90.5	85	115	05/22/2023
Boron		0.0200		0.437	0.5000	0	87.3	85	115	05/19/2023
Calcium		0.100		2.26	2.500	0	90.5	85	115	05/19/2023
Iron		0.0400		1.80	2.000	0	90.0	85	115	05/19/2023
Magnesium		0.0500		2.15	2.500	0	86.0	85	115	05/19/2023
Manganese		0.0070		0.436	0.5000	0	87.3	85	115	05/19/2023
Potassium		0.100		2.40	2.500	0	96.0	85	115	05/19/2023
Silicon	*	0.0500		0.489	0.5000	0	97.8	85	115	05/19/2023
Silicon	*	0.0500		0.492	0.5000	0	98.3	85	115	05/22/2023
Sodium		0.0500		2.18	2.500	0	87.3	85	115	05/19/2023



Quality Control Results

<http://www.teklabinc.com/>

Client: Ramboll

Work Order: 23050523

Client Project: BAL-23Q2

Report Date: 19-Jun-23

SW-846 3005A, 6010B, METALS BY ICP (DISSOLVED)

Batch 206332 SampType: MS Units mg/L

SampleID: 23050523-041DMS

Analyses	Cert	RL	Qual	Result	Spike	SPK Ref Val	%REC	Low Limit	High Limit	Date Analyzed
Aluminum		0.0250		1.69	2.000	0	84.6	75	125	05/19/2023
Calcium		0.100	S	77.1	2.500	76.60	20.8	75	125	05/19/2023
Iron		0.0400		2.10	2.000	0.2560	92.2	75	125	05/19/2023
Magnesium		0.0500	S	32.7	2.500	31.33	55.8	75	125	05/19/2023
Manganese		0.0070		0.778	0.5000	0.3449	86.5	75	125	05/19/2023
Potassium		0.100		3.16	2.500	0.7591	96.0	75	125	05/19/2023
Silicon	*	0.0500	S	10.8	0.5000	10.44	72.9	75	125	05/22/2023
Sodium		0.0500	S	51.8	2.500	50.26	59.6	75	125	05/19/2023

Batch 206332 SampType: MSD Units mg/L

RPD Limit: 20

SampleID: 23050523-041DMSD

Analyses	Cert	RL	Qual	Result	Spike	SPK Ref Val	%REC	RPD Ref Val	%RPD	Date Analyzed
Aluminum		0.0250		1.69	2.000	0	84.4	1.693	0.21	05/19/2023
Calcium		0.100	S	77.7	2.500	76.60	45.6	77.12	0.80	05/19/2023
Iron		0.0400		2.11	2.000	0.2560	92.7	2.100	0.48	05/19/2023
Magnesium		0.0500	S	33.2	2.500	31.33	72.9	32.73	1.30	05/19/2023
Manganese		0.0070		0.789	0.5000	0.3449	88.7	0.7776	1.40	05/19/2023
Potassium		0.100		3.15	2.500	0.7591	95.6	3.160	0.39	05/19/2023
Silicon	*	0.0500	S	10.7	0.5000	10.44	45.7	10.80	1.27	05/22/2023
Sodium		0.0500	S	51.4	2.500	50.26	45.6	51.75	0.68	05/19/2023



Quality Control Results

<http://www.teklabinc.com/>

Client: Ramboll

Work Order: 23050523

Client Project: BAL-23Q2

Report Date: 19-Jun-23

SW-846 3005A, 6010B, METALS BY ICP (DISSOLVED)

Batch 206401 SampType: MBLK Units mg/L

SampleID: MBLK-206401

Analyses	Cert	RL	Qual	Result	Spike	SPK Ref Val	%REC	Low Limit	High Limit	Date Analyzed
Aluminum		0.0250		< 0.0250	0.0127	0	0	-100	100	05/22/2023
Aluminum		0.0250		< 0.0250	0.0127	0	0	-100	100	05/22/2023
Boron		0.0200		< 0.0200	0.0090	0	0	-100	100	05/22/2023
Boron		0.0200		< 0.0200	0.0090	0	0	-100	100	05/22/2023
Calcium		0.100		< 0.100	0.0350	0	0	-100	100	05/22/2023
Calcium		0.100		< 0.100	0.0350	0	0	-100	100	05/22/2023
Iron		0.0400		< 0.0400	0.0200	0	0	-100	100	05/22/2023
Iron		0.0400		< 0.0400	0.0200	0	0	-100	100	05/22/2023
Magnesium		0.0500		< 0.0500	0.0055	0	0	-100	100	05/22/2023
Magnesium		0.0500		< 0.0500	0.0055	0	0	-100	100	05/22/2023
Manganese		0.0070		< 0.0070	0.0025	0	0	-100	100	05/22/2023
Manganese		0.0070		< 0.0070	0.0025	0	0	-100	100	05/22/2023
Potassium		0.100		< 0.100	0.0400	0	0	-100	100	05/22/2023
Potassium		0.100		< 0.100	0.0400	0	0	-100	100	05/22/2023
Silicon	*	0.0500		< 0.0500	0.0122	0	0	-100	100	05/22/2023
Silicon	*	0.0500		< 0.0500	0.0122	0	0	-100	100	05/22/2023
Sodium		0.0500		< 0.0500	0.0180	0	0	-100	100	05/22/2023
Sodium		0.0500		< 0.0500	0.0180	0	0	-100	100	05/22/2023



Quality Control Results

<http://www.teklabinc.com/>

Client: Ramboll

Work Order: 23050523

Client Project: BAL-23Q2

Report Date: 19-Jun-23

SW-846 3005A, 6010B, METALS BY ICP (DISSOLVED)

Batch 206401 SampType: LCS Units mg/L

SampleID: LCS-206401

Analyses	Cert	RL	Qual	Result	Spike	SPK Ref Val	%REC	Low Limit	High Limit	Date Analyzed
Aluminum		0.0250		1.83	2.000	0	91.5	85	115	05/22/2023
Aluminum		0.0250		1.89	2.000	0	94.5	85	115	05/22/2023
Aluminum		0.0250		1.85	2.000	0	92.6	85	115	05/22/2023
Boron		0.0200		0.464	0.5000	0	92.9	85	115	05/22/2023
Boron		0.0200		0.471	0.5000	0	94.2	85	115	05/22/2023
Boron		0.0200		0.463	0.5000	0	92.6	85	115	05/22/2023
Calcium		0.100		2.49	2.500	0	99.4	85	115	05/22/2023
Calcium		0.100		2.43	2.500	0	97.3	85	115	05/22/2023
Calcium		0.100		2.42	2.500	0	96.8	85	115	05/22/2023
Iron		0.0400		1.83	2.000	0	91.7	85	115	05/22/2023
Iron		0.0400		1.83	2.000	0	91.5	85	115	05/22/2023
Iron		0.0400		1.84	2.000	0	92.1	85	115	05/22/2023
Magnesium		0.0500	S	2.12	2.500	0	84.9	85	115	05/22/2023
Magnesium		0.0500		2.21	2.500	0	88.3	85	115	05/22/2023
Manganese		0.0070		0.471	0.5000	0	94.1	85	115	05/22/2023
Manganese		0.0070		0.466	0.5000	0	93.2	85	115	05/22/2023
Manganese		0.0070		0.475	0.5000	0	95.0	85	115	05/22/2023
Potassium		0.100		2.64	2.500	0	105.6	85	115	05/22/2023
Potassium		0.100		2.73	2.500	0	109.2	85	115	05/22/2023
Potassium		0.100		2.63	2.500	0	105.1	85	115	05/22/2023
Silicon	*	0.0500		0.503	0.5000	0	100.6	85	115	05/22/2023
Silicon	*	0.0500		0.505	0.5000	0	101.0	85	115	05/22/2023
Silicon	*	0.0500		0.500	0.5000	0	100.1	85	115	05/22/2023
Sodium		0.0500		2.38	2.500	0	95.2	85	115	05/22/2023
Sodium		0.0500		2.36	2.500	0	94.6	85	115	05/22/2023
Sodium		0.0500		2.45	2.500	0	97.9	85	115	05/22/2023



Quality Control Results

<http://www.teklabinc.com/>

Client: Ramboll

Work Order: 23050523

Client Project: BAL-23Q2

Report Date: 19-Jun-23

SW-846 3005A, 6010B, METALS BY ICP (DISSOLVED)

Batch 206401 SampType: MS Units mg/L
SampID: 23050523-003DMS

Analyses	Cert	RL	Qual	Result	Spike	SPK Ref Val	%REC	Low Limit	High Limit	Date Analyzed
Aluminum		0.0250		1.87	2.000	0	93.4	75	125	05/22/2023
Boron		0.0200		3.82	0.5000	3.422	78.9	75	125	05/22/2023
Calcium		0.100	S	182	2.500	182.7	-10.8	75	125	05/22/2023
Iron		0.0400		1.85	2.000	0	92.7	75	125	05/22/2023
Magnesium		0.0500	S	149	2.500	149.2	1.6	75	125	05/22/2023
Manganese		0.0070		0.472	0.5000	0.003800	93.6	75	125	05/22/2023
Potassium		0.100		3.59	2.500	0.8693	108.8	75	125	05/22/2023
Silicon	*	0.0500	S	10.6	0.5000	10.28	64.8	75	125	05/22/2023
Sodium		0.0500	S	109	2.500	109.0	15.6	75	125	05/22/2023

Batch 206401 SampType: MSD Units mg/L RPD Limit: 20
SampID: 23050523-003DMSD

Analyses	Cert	RL	Qual	Result	Spike	SPK Ref Val	%REC	RPD Ref Val	%RPD	Date Analyzed
Aluminum		0.0250		1.88	2.000	0	93.8	1.868	0.43	05/22/2023
Boron		0.0200		3.80	0.5000	3.422	76.5	3.817	0.31	05/22/2023
Calcium		0.100	S	181	2.500	182.7	-78.0	182.4	0.93	05/22/2023
Iron		0.0400		1.86	2.000	0	92.9	1.855	0.21	05/22/2023
Magnesium		0.0500	S	148	2.500	149.2	-34.9	149.3	0.61	05/22/2023
Manganese		0.0070		0.473	0.5000	0.003800	93.9	0.4720	0.30	05/22/2023
Potassium		0.100		3.58	2.500	0.8693	108.5	3.590	0.20	05/22/2023
Silicon	*	0.0500	S	10.6	0.5000	10.28	59.2	10.60	0.27	05/22/2023
Sodium		0.0500	S	110	2.500	109.0	21.6	109.4	0.14	05/22/2023

Batch 206425 SampType: MBLK Units mg/L
SampID: MBLK-206425

Analyses	Cert	RL	Qual	Result	Spike	SPK Ref Val	%REC	Low Limit	High Limit	Date Analyzed
Aluminum		0.0250		< 0.0250	0.0127	0	0	-100	100	05/22/2023
Boron		0.0200		< 0.0200	0.0090	0	0	-100	100	05/22/2023
Calcium		0.100		< 0.100	0.0350	0	0	-100	100	05/22/2023
Iron		0.0400		< 0.0400	0.0200	0	0	-100	100	05/22/2023
Magnesium		0.0500		< 0.0500	0.0055	0	0	-100	100	05/22/2023
Manganese		0.0070		< 0.0070	0.0025	0	0	-100	100	05/22/2023
Potassium		0.100		< 0.100	0.0400	0	0	-100	100	05/22/2023
Silicon	*	0.0500		< 0.0500	0.0122	0	0	-100	100	05/22/2023
Sodium		0.0500		< 0.0500	0.0180	0	0	-100	100	05/22/2023



Quality Control Results

<http://www.teklabinc.com/>

Client: Ramboll

Work Order: 23050523

Client Project: BAL-23Q2

Report Date: 19-Jun-23

SW-846 3005A, 6010B, METALS BY ICP (DISSOLVED)

Batch 206425 SampType: LCS Units mg/L

SampleID: LCS-206425

Analyses	Cert	RL	Qual	Result	Spike	SPK Ref Val	%REC	Low Limit	High Limit	Date Analyzed
Aluminum		0.0250		1.83	2.000	0	91.3	85	115	05/22/2023
Boron		0.0200		0.446	0.5000	0	89.3	85	115	05/22/2023
Calcium		0.100		2.47	2.500	0	98.7	85	115	05/22/2023
Iron		0.0400		1.81	2.000	0	90.3	85	115	05/22/2023
Magnesium		0.0500		2.17	2.500	0	86.8	85	115	05/22/2023
Manganese		0.0070		0.466	0.5000	0	93.2	85	115	05/22/2023
Potassium		0.100		2.51	2.500	0	100.4	85	115	05/22/2023
Silicon	*	0.0500		0.476	0.5000	0	95.2	85	115	05/22/2023
Sodium		0.0500		2.32	2.500	0	92.9	85	115	05/22/2023

Batch 206425 SampType: MS Units mg/L

SampleID: 23050523-025DMS

Analyses	Cert	RL	Qual	Result	Spike	SPK Ref Val	%REC	Low Limit	High Limit	Date Analyzed
Aluminum		0.0250		3.34	4.000	0	83.5	75	125	05/22/2023
Calcium		0.100		14.3	5.000	10.38	77.6	75	125	05/22/2023
Iron		0.0400		3.69	4.000	0.2421	86.2	75	125	05/22/2023
Magnesium		0.0500		8.83	5.000	4.836	79.8	75	125	05/22/2023
Manganese		0.0070		1.04	1.000	0.1815	86.1	75	125	05/22/2023
Potassium		0.100		8.49	5.000	3.853	92.7	75	125	05/22/2023
Silicon	*	0.0500		4.32	1.000	3.538	78.6	75	125	05/22/2023
Sodium		0.0500	S	1150	5.000	1239	-1709	75	125	05/22/2023

Batch 206425 SampType: MSD Units mg/L

SampleID: 23050523-025DMSD

RPD Limit: 20

Analyses	Cert	RL	Qual	Result	Spike	SPK Ref Val	%REC	RPD Ref Val	%RPD	Date Analyzed
Aluminum		0.0250		3.37	4.000	0	84.2	3.340	0.89	05/22/2023
Calcium		0.100		14.5	5.000	10.38	82.4	14.26	1.67	05/22/2023
Iron		0.0400		3.73	4.000	0.2421	87.2	3.690	1.08	05/22/2023
Magnesium		0.0500		8.82	5.000	4.836	79.7	8.825	0.06	05/22/2023
Manganese		0.0070		1.05	1.000	0.1815	86.6	1.042	0.50	05/22/2023
Potassium		0.100		8.62	5.000	3.853	95.3	8.490	1.51	05/22/2023
Silicon	*	0.0500		4.30	1.000	3.538	75.8	4.324	0.65	05/22/2023
Sodium		0.0500	S	1180	5.000	1239	-1171	1154	2.30	05/22/2023



Quality Control Results

<http://www.teklabinc.com/>

Client: Ramboll

Work Order: 23050523

Client Project: BAL-23Q2

Report Date: 19-Jun-23

SW-846 3005A, 6010B, METALS BY ICP (DISSOLVED)

Batch 206584 SampType: MBLK Units mg/L

SampID: MBLK-206584

Analyses	Cert	RL	Qual	Result	Spike	SPK Ref Val	%REC	Low Limit	High Limit	Date Analyzed
Aluminum		0.0250		< 0.0250	0.0127	0	0	-100	100	05/25/2023
Boron		0.0200		< 0.0200	0.0090	0	0	-100	100	05/25/2023
Calcium		0.100		< 0.100	0.0350	0	0	-100	100	05/25/2023
Iron		0.0400		< 0.0400	0.0200	0	0	-100	100	05/25/2023
Magnesium		0.0500		< 0.0500	0.0055	0	0	-100	100	05/25/2023
Manganese		0.0070		< 0.0070	0.0025	0	0	-100	100	05/25/2023
Potassium		0.100		< 0.100	0.0400	0	0	-100	100	05/25/2023
Silicon	*	0.0500		< 0.0500	0.0122	0	0	-100	100	05/25/2023
Sodium		0.0500		< 0.0500	0.0180	0	0	-100	100	05/25/2023

Batch 206584 SampType: LCS Units mg/L

SampID: LCS-206584

Analyses	Cert	RL	Qual	Result	Spike	SPK Ref Val	%REC	Low Limit	High Limit	Date Analyzed
Aluminum		0.0250		1.75	2.000	0	87.6	85	115	05/25/2023
Boron		0.0200		0.452	0.5000	0	90.5	85	115	05/25/2023
Calcium		0.100		2.40	2.500	0	95.8	85	115	05/25/2023
Iron		0.0400		1.81	2.000	0	90.7	85	115	05/25/2023
Magnesium		0.0500		2.24	2.500	0	89.5	85	115	05/25/2023
Manganese		0.0070		0.458	0.5000	0	91.6	85	115	05/25/2023
Potassium		0.100		2.40	2.500	0	96.1	85	115	05/25/2023
Silicon	*	0.0500		0.484	0.5000	0	96.9	85	115	05/25/2023
Sodium		0.0500		2.25	2.500	0	90.0	85	115	05/25/2023

Batch 206584 SampType: MS Units mg/L

SampID: 23050523-001DMS

Analyses	Cert	RL	Qual	Result	Spike	SPK Ref Val	%REC	Low Limit	High Limit	Date Analyzed
Boron		0.0200		0.617	0.5000	0.1882	85.8	75	125	05/25/2023
Iron		0.0400		6.39	2.000	4.650	87.0	75	125	05/25/2023
Manganese		0.0070		2.28	0.5000	1.897	76.5	75	125	05/25/2023

Batch 206584 SampType: MSD Units mg/L

SampID: 23050523-001DMSD

RPD Limit: 20

Analyses	Cert	RL	Qual	Result	Spike	SPK Ref Val	%REC	RPD Ref Val	%RPD	Date Analyzed
Boron		0.0200		0.620	0.5000	0.1882	86.3	0.6171	0.42	05/25/2023
Iron		0.0400		6.40	2.000	4.650	87.5	6.390	0.16	05/25/2023
Manganese		0.0070		2.29	0.5000	1.897	77.9	2.280	0.31	05/25/2023



Quality Control Results

<http://www.teklabinc.com/>

Client: Ramboll

Work Order: 23050523

Client Project: BAL-23Q2

Report Date: 19-Jun-23

SW-846 3005A, 6010B, METALS BY ICP (TOTAL)

Batch 206255 SampType: MBLK Units mg/L

SampleID: MBLK-206255

Analyses	Cert	RL	Qual	Result	Spike	SPK Ref Val	%REC	Low Limit	High Limit	Date Analyzed
Aluminum		0.0250		< 0.0250	0.0127	0	0	-100	100	05/19/2023
Aluminum		0.0250		< 0.0250	0.0127	0	0	-100	100	05/22/2023
Aluminum		0.0250		< 0.0250	0.0127	0	0	-100	100	05/18/2023
Antimony		0.0500		< 0.0500	0.0068	0	0	-100	100	05/22/2023
Antimony		0.0500		< 0.0500	0.0068	0	0	-100	100	05/19/2023
Antimony		0.0500		< 0.0500	0.0068	0	0	-100	100	05/18/2023
Arsenic		0.0250		< 0.0250	0.0087	0	0	-100	100	05/18/2023
Arsenic		0.0250		< 0.0250	0.0087	0	0	-100	100	05/22/2023
Arsenic		0.0250		< 0.0250	0.0087	0	0	-100	100	05/19/2023
Barium		0.0025		< 0.0025	0.0007	0	0	-100	100	05/19/2023
Barium		0.0025		< 0.0025	0.0007	0	0	-100	100	05/22/2023
Barium		0.0025		< 0.0025	0.0007	0	0	-100	100	05/18/2023
Beryllium		0.0005		< 0.0005	0.0002	0	0	-100	100	05/19/2023
Beryllium		0.0005		< 0.0005	0.0002	0	0	-100	100	05/18/2023
Beryllium		0.0005		< 0.0005	0.0002	0	0	-100	100	05/22/2023
Boron		0.0200		< 0.0200	0.0090	0	0	-100	100	05/19/2023
Boron		0.0200		< 0.0200	0.0090	0	0	-100	100	05/18/2023
Boron		0.0200		< 0.0200	0.0090	0	0	-100	100	05/22/2023
Cadmium		0.0020		< 0.0020	0.0005	0	0	-100	100	05/19/2023
Cadmium		0.0020		< 0.0020	0.0005	0	0	-100	100	05/22/2023
Cadmium		0.0020		< 0.0020	0.0005	0	0	-100	100	05/18/2023
Calcium		0.100		< 0.100	0.0350	0	0	-100	100	05/19/2023
Calcium		0.100		< 0.100	0.0350	0	0	-100	100	05/18/2023
Calcium		0.100		< 0.100	0.0350	0	0	-100	100	05/22/2023
Chromium		0.0050		< 0.0050	0.0028	0	0	-100	100	05/18/2023
Chromium		0.0050		< 0.0050	0.0028	0	0	-100	100	05/19/2023
Chromium		0.0050		< 0.0050	0.0028	0	0	-100	100	05/22/2023
Cobalt		0.0050		< 0.0050	0.0020	0	0	-100	100	05/18/2023
Cobalt		0.0050		< 0.0050	0.0020	0	0	-100	100	05/19/2023
Cobalt		0.0050		< 0.0050	0.0020	0	0	-100	100	05/22/2023
Iron		0.0400		< 0.0400	0.0200	0	0	-100	100	05/22/2023
Iron		0.0400		< 0.0400	0.0200	0	0	-100	100	05/18/2023
Iron		0.0400		< 0.0400	0.0200	0	0	-100	100	05/19/2023
Lead		0.0150		< 0.0150	0.0040	0	0	-100	100	05/19/2023
Lead		0.0150		< 0.0150	0.0014	0	0	-100	100	05/18/2023
Lead		0.0150		< 0.0150	0.0040	0	0	-100	100	05/22/2023



Quality Control Results

<http://www.teklabinc.com/>

Client: Ramboll

Work Order: 23050523

Client Project: BAL-23Q2

Report Date: 19-Jun-23

SW-846 3005A, 6010B, METALS BY ICP (TOTAL)

Batch 206255 SampType: MBLK Units mg/L

SampID: MBLK-206255

Analyses	Cert	RL	Qual	Result	Spike	SPK Ref Val	%REC	Low Limit	High Limit	Date Analyzed
Lead		0.0150		< 0.0150	0.0040	0	0	-100	100	05/22/2023
Lithium	*	0.0050		< 0.0050	0.0019	0	0	-100	100	05/19/2023
Lithium	*	0.0050		< 0.0050	0.0019	0	0	-100	100	05/22/2023
Magnesium		0.0500		< 0.0500	0.0055	0	0	-100	100	05/22/2023
Magnesium		0.0500		< 0.0500	0.0055	0	0	-100	100	05/18/2023
Magnesium		0.0500		< 0.0500	0.0055	0	0	-100	100	05/19/2023
Manganese		0.0070		< 0.0070	0.0025	0	0	-100	100	05/22/2023
Manganese		0.0070		< 0.0070	0.0025	0	0	-100	100	05/22/2023
Manganese		0.0070		< 0.0070	0.0025	0	0	-100	100	05/18/2023
Manganese		0.0070		< 0.0070	0.0025	0	0	-100	100	05/19/2023
Molybdenum		0.0100		< 0.0100	0.0037	0	0	-100	100	05/18/2023
Molybdenum		0.0100		< 0.0100	0.0037	0	0	-100	100	05/22/2023
Molybdenum		0.0100		< 0.0100	0.0037	0	0	-100	100	05/19/2023
Potassium		0.100		< 0.100	0.0400	0	0	-100	100	05/22/2023
Potassium		0.100		< 0.100	0.0400	0	0	-100	100	05/19/2023
Potassium		0.100		< 0.100	0.0400	0	0	-100	100	05/18/2023
Selenium		0.0400		< 0.0400	0.0170	0	0	-100	100	05/19/2023
Selenium		0.0400		< 0.0400	0.0170	0	0	-100	100	05/22/2023
Selenium		0.0400		< 0.0400	0.0170	0	0	-100	100	05/18/2023
Silicon	*	0.0500		< 0.0500	0.0400	0	0	-100	100	05/22/2023
Sodium		0.0500		< 0.0500	0.0180	0	0	-100	100	05/19/2023
Sodium		0.0500		< 0.0500	0.0180	0	0	-100	100	05/22/2023
Sodium		0.0500		< 0.0500	0.0180	0	0	-100	100	05/18/2023
Thallium		0.0500		< 0.0500	0.0111	0	0	-100	100	05/22/2023
Thallium		0.0500		< 0.0500	0.0111	0	0	-100	100	05/18/2023
Thallium		0.0500		< 0.0500	0.0111	0	0	-100	100	05/19/2023



Quality Control Results

<http://www.teklabinc.com/>

Client: Ramboll

Work Order: 23050523

Client Project: BAL-23Q2

Report Date: 19-Jun-23

SW-846 3005A, 6010B, METALS BY ICP (TOTAL)

Batch 206255 SampType: LCS Units mg/L

SampID: LCS-206255

Analyses	Cert	RL	Qual	Result	Spike	SPK Ref Val	%REC	Low Limit	High Limit	Date Analyzed
Aluminum		0.0250		2.02	2.000	0	100.8	85	115	05/19/2023
Aluminum		0.0250		1.97	2.000	0	98.6	85	115	05/22/2023
Aluminum		0.0250		1.91	2.000	0	95.6	85	115	05/18/2023
Antimony		0.0500		0.484	0.5000	0	96.7	85	115	05/18/2023
Antimony		0.0500		0.497	0.5000	0	99.4	85	115	05/22/2023
Antimony		0.0500		0.503	0.5000	0	100.6	85	115	05/19/2023
Arsenic		0.0250		0.506	0.5000	0	101.1	85	115	05/18/2023
Arsenic		0.0250		0.529	0.5000	0	105.7	85	115	05/19/2023
Arsenic		0.0250		0.508	0.5000	0	101.7	85	115	05/22/2023
Barium		0.0025		1.99	2.000	0	99.5	85	115	05/22/2023
Barium		0.0025		1.97	2.000	0	98.4	85	115	05/18/2023
Barium		0.0025		2.13	2.000	0	106.3	85	115	05/19/2023
Beryllium		0.0005		0.0523	0.0500	0	104.6	85	115	05/19/2023
Beryllium		0.0005		0.0495	0.0500	0	99.0	85	115	05/18/2023
Beryllium		0.0005		0.0479	0.0500	0	95.8	85	115	05/22/2023
Boron		0.0200		0.489	0.5000	0	97.8	85	115	05/18/2023
Boron		0.0200		0.507	0.5000	0	101.4	85	115	05/19/2023
Boron		0.0200		0.506	0.5000	0	101.3	85	115	05/22/2023
Cadmium		0.0020		0.0503	0.0500	0	100.6	85	115	05/18/2023
Cadmium		0.0020		0.0472	0.0500	0	94.4	85	115	05/22/2023
Cadmium		0.0020		0.0523	0.0500	0	104.6	85	115	05/19/2023
Calcium		0.100		2.61	2.500	0	104.6	85	115	05/22/2023
Calcium		0.100		2.62	2.500	0	104.7	85	115	05/19/2023
Calcium		0.100		2.51	2.500	0	100.5	85	115	05/18/2023
Chromium		0.0050		0.205	0.2000	0	102.6	85	115	05/19/2023
Chromium		0.0050		0.196	0.2000	0	98.0	85	115	05/22/2023
Chromium		0.0050		0.195	0.2000	0	97.6	85	115	05/18/2023
Cobalt		0.0050		0.525	0.5000	0	105.0	85	115	05/19/2023
Cobalt		0.0050		0.494	0.5000	0	98.8	85	115	05/18/2023
Cobalt		0.0050		0.496	0.5000	0	99.1	85	115	05/22/2023
Iron		0.0400		2.09	2.000	0	104.4	85	115	05/19/2023
Iron		0.0400		1.97	2.000	0	98.6	85	115	05/22/2023
Iron		0.0400		1.98	2.000	0	98.9	85	115	05/18/2023
Lead		0.0150		0.478	0.5000	0	95.5	85	115	05/22/2023
Lead		0.0150		0.494	0.5000	0	98.7	85	115	05/18/2023
Lead		0.0150		0.488	0.5000	0	97.6	85	115	05/22/2023



Quality Control Results

<http://www.teklabinc.com/>

Client: Ramboll

Work Order: 23050523

Client Project: BAL-23Q2

Report Date: 19-Jun-23

SW-846 3005A, 6010B, METALS BY ICP (TOTAL)

Batch 206255 SampType: LCS Units mg/L

SampID: LCS-206255

Analyses	Cert	RL	Qual	Result	Spike	SPK Ref Val	%REC	Low Limit	High Limit	Date Analyzed
Lead		0.0150		0.541	0.5000	0	108.2	85	115	05/19/2023
Lithium	*	0.0050		0.535	0.5000	0	107.0	85	115	05/22/2023
Magnesium		0.0500		2.58	2.500	0	103.0	85	115	05/19/2023
Magnesium		0.0500		2.28	2.500	0	91.4	85	115	05/22/2023
Magnesium		0.0500		2.34	2.500	0	93.4	85	115	05/18/2023
Manganese		0.0070		0.470	0.5000	0	94.0	85	115	05/22/2023
Manganese		0.0070		0.494	0.5000	0	98.8	85	115	05/18/2023
Manganese		0.0070		0.519	0.5000	0	103.8	85	115	05/19/2023
Manganese		0.0070		0.504	0.5000	0	100.7	85	115	05/22/2023
Molybdenum		0.0100		0.474	0.5000	0	94.9	85	115	05/18/2023
Molybdenum		0.0100		0.479	0.5000	0	95.9	85	115	05/22/2023
Molybdenum		0.0100		0.500	0.5000	0	100.1	85	115	05/19/2023
Potassium		0.100		2.58	2.500	0	103.0	85	115	05/18/2023
Potassium		0.100		2.81	2.500	0	112.2	85	115	05/22/2023
Potassium		0.100		2.60	2.500	0	104.1	85	115	05/19/2023
Selenium		0.0400		0.495	0.5000	0	99.0	85	115	05/18/2023
Selenium		0.0400		0.524	0.5000	0	104.9	85	115	05/19/2023
Selenium		0.0400		0.489	0.5000	0	97.8	85	115	05/22/2023
Silicon	*	0.0500		0.543	0.5000	0	108.5	85	115	05/22/2023
Sodium		0.0500		2.57	2.500	0	102.9	85	115	05/22/2023
Sodium		0.0500		2.40	2.500	0	96.1	85	115	05/18/2023
Sodium		0.0500		2.42	2.500	0	97.0	85	115	05/19/2023
Thallium		0.0500		0.241	0.2500	0	96.4	85	115	05/22/2023
Thallium		0.0500		0.240	0.2500	0	96.0	85	115	05/19/2023
Thallium		0.0500		0.241	0.2500	0	96.2	85	115	05/18/2023



Quality Control Results

<http://www.teklabinc.com/>

Client: Ramboll

Work Order: 23050523

Client Project: BAL-23Q2

Report Date: 19-Jun-23

SW-846 3005A, 6010B, METALS BY ICP (TOTAL)

Batch 206255 SampType: MS Units mg/L

SampID: 23050523-011CMS

Analyses	Cert	RL	Qual	Result	Spike	SPK Ref Val	%REC	Low Limit	High Limit	Date Analyzed
Aluminum		0.0250		2.14	2.000	0.1068	101.7	75	125	05/20/2023
Arsenic		0.0250		0.523	0.5000	0	104.6	75	125	05/20/2023
Barium		0.0025		2.18	2.000	0.08320	104.7	75	125	05/20/2023
Beryllium		0.0005		0.0519	0.0500	0	103.8	75	125	05/20/2023
Boron		0.0200		0.541	0.5000	0.03950	100.3	75	125	05/20/2023
Cadmium		0.0020		0.0511	0.0500	0	102.2	75	125	05/20/2023
Calcium		0.100	S	91.2	2.500	92.26	-44.0	75	125	05/20/2023
Chromium		0.0050		0.200	0.2000	0	100.0	75	125	05/20/2023
Iron		0.0400		2.69	2.000	0.6362	102.7	75	125	05/20/2023
Lead		0.0150		0.534	0.5000	0	106.9	75	125	05/22/2023
Lithium		0.0050		0.602	0.5000	0	120.3	75	125	05/22/2023
Magnesium		0.0500	S	35.1	2.500	34.12	40.4	75	125	05/20/2023
Manganese		0.0070		0.795	0.5000	0.2936	100.3	75	125	05/20/2023
Molybdenum		0.0100		0.498	0.5000	0	99.7	75	125	05/20/2023
Potassium		0.100		3.27	2.500	0.5795	107.7	75	125	05/20/2023
Silicon	*	0.0500		11.1	0.5000	10.57	99.2	75	125	05/22/2023
Sodium		0.0500	S	79.7	2.500	79.89	-8.4	75	125	05/20/2023



Quality Control Results

<http://www.teklabinc.com/>

Client: Ramboll

Work Order: 23050523

Client Project: BAL-23Q2

Report Date: 19-Jun-23

SW-846 3005A, 6010B, METALS BY ICP (TOTAL)

Batch	206255	SampType:	MSD	Units	mg/L	RPD Limit: 20					
SampID: 23050523-011CMSD											Date Analyzed
Analyses	Cert	RL	Qual	Result	Spike	SPK Ref Val	%REC	RPD Ref Val	%RPD		
Aluminum		0.0250		2.17	2.000	0.1068	103.2	2.141	1.35	05/20/2023	
Arsenic		0.0250		0.538	0.5000	0	107.7	0.5228	2.92	05/20/2023	
Barium		0.0025		2.24	2.000	0.08320	107.7	2.178	2.72	05/20/2023	
Beryllium		0.0005		0.0533	0.0500	0	106.6	0.05190	2.66	05/20/2023	
Boron		0.0200		0.558	0.5000	0.03950	103.8	0.5412	3.11	05/20/2023	
Cadmium		0.0020		0.0523	0.0500	0	104.6	0.05110	2.32	05/20/2023	
Calcium		0.100	S	93.9	2.500	92.26	64.0	91.16	2.92	05/20/2023	
Chromium		0.0050		0.207	0.2000	0	103.4	0.2001	3.29	05/20/2023	
Iron		0.0400		2.75	2.000	0.6362	105.8	2.691	2.24	05/20/2023	
Lead		0.0150		0.516	0.5000	0	103.1	0.5343	3.54	05/22/2023	
Lithium		0.0050		0.579	0.5000	0	115.8	0.6017	3.85	05/22/2023	
Magnesium		0.0500		36.3	2.500	34.12	86.4	35.13	3.22	05/20/2023	
Manganese		0.0070		0.818	0.5000	0.2936	104.8	0.7953	2.75	05/20/2023	
Molybdenum		0.0100		0.511	0.5000	0	102.2	0.4985	2.52	05/20/2023	
Potassium		0.100		3.34	2.500	0.5795	110.5	3.273	2.12	05/20/2023	
Silicon	*	0.0500		11.1	0.5000	10.57	96.7	11.06	0.11	05/22/2023	
Sodium		0.0500		81.8	2.500	79.89	76.8	79.68	2.64	05/20/2023	



Quality Control Results

<http://www.teklabinc.com/>

Client: Ramboll

Work Order: 23050523

Client Project: BAL-23Q2

Report Date: 19-Jun-23

SW-846 3005A, 6010B, METALS BY ICP (TOTAL)

Batch 206278 SampType: MBLK Units mg/L

SampID: MBLK-206278

Analyses	Cert	RL	Qual	Result	Spike	SPK Ref Val	%REC	Low Limit	High Limit	Date Analyzed
Aluminum		0.0250		< 0.0250	0.0127	0	0	-100	100	05/18/2023
Aluminum		0.0250		< 0.0250	0.0127	0	0	-100	100	05/22/2023
Aluminum		0.0250		< 0.0250	0.0127	0	0	-100	100	05/22/2023
Antimony		0.0500		< 0.0500	0.0068	0	0	-100	100	05/18/2023
Arsenic		0.0250		< 0.0250	0.0087	0	0	-100	100	05/22/2023
Arsenic		0.0250		< 0.0250	0.0087	0	0	-100	100	05/18/2023
Barium		0.0025		< 0.0025	0.0007	0	0	-100	100	05/22/2023
Barium		0.0025		< 0.0025	0.0007	0	0	-100	100	05/18/2023
Beryllium		0.0005		< 0.0005	0.0002	0	0	-100	100	05/22/2023
Beryllium		0.0005		< 0.0005	0.0002	0	0	-100	100	05/18/2023
Boron		0.0200		< 0.0200	0.0090	0	0	-100	100	05/18/2023
Boron		0.0200		< 0.0200	0.0090	0	0	-100	100	05/22/2023
Boron		0.0200		< 0.0200	0.0090	0	0	-100	100	05/22/2023
Cadmium		0.0020		< 0.0020	0.0005	0	0	-100	100	05/18/2023
Cadmium		0.0020		< 0.0020	0.0005	0	0	-100	100	05/22/2023
Cadmium		0.0020		< 0.0020	0.0005	0	0	-100	100	05/22/2023
Calcium		0.100		< 0.100	0.0350	0	0	-100	100	05/18/2023
Calcium		0.100		< 0.100	0.0350	0	0	-100	100	05/22/2023
Chromium		0.0050		< 0.0050	0.0028	0	0	-100	100	05/22/2023
Chromium		0.0050		< 0.0050	0.0028	0	0	-100	100	05/22/2023
Chromium		0.0050		< 0.0050	0.0028	0	0	-100	100	05/18/2023
Cobalt		0.0050		< 0.0050	0.0020	0	0	-100	100	05/18/2023
Iron		0.0400		< 0.0400	0.0200	0	0	-100	100	05/22/2023
Iron		0.0400		< 0.0400	0.0200	0	0	-100	100	05/22/2023
Iron		0.0400		< 0.0400	0.0200	0	0	-100	100	05/18/2023
Lead		0.0150		< 0.0150	0.0040	0	0	-100	100	05/22/2023
Lead		0.0150		< 0.0150	0.0040	0	0	-100	100	05/22/2023
Lead		0.0150		< 0.0150	0.0040	0	0	-100	100	05/18/2023
Lithium	*	0.0050	S	0.0187	0.0019	0	984.2	-100	100	05/26/2023
Magnesium		0.0500		< 0.0500	0.0055	0	0	-100	100	05/18/2023
Magnesium		0.0500		< 0.0500	0.0055	0	0	-100	100	05/22/2023
Magnesium		0.0500		< 0.0500	0.0055	0	0	-100	100	05/22/2023
Manganese		0.0070		< 0.0070	0.0025	0	0	-100	100	05/18/2023
Manganese		0.0070		< 0.0070	0.0025	0	0	-100	100	05/22/2023
Manganese		0.0070		< 0.0070	0.0025	0	0	-100	100	05/22/2023
Molybdenum		0.0100		< 0.0100	0.0037	0	0	-100	100	05/18/2023



Quality Control Results

<http://www.teklabinc.com/>

Client: Ramboll

Work Order: 23050523

Client Project: BAL-23Q2

Report Date: 19-Jun-23

SW-846 3005A, 6010B, METALS BY ICP (TOTAL)

Batch 206278 SampType: MBLK Units mg/L

SampleID: MBLK-206278

Analyses	Cert	RL	Qual	Result	Spike	SPK Ref Val	%REC	Low Limit	High Limit	Date Analyzed
Molybdenum		0.0100		< 0.0100	0.0037	0	0	-100	100	05/22/2023
Potassium		0.100		< 0.100	0.0400	0	0	-100	100	05/22/2023
Potassium		0.100		< 0.100	0.0400	0	0	-100	100	05/18/2023
Potassium		0.100		< 0.100	0.0400	0	0	-100	100	05/22/2023
Potassium		0.100		< 0.100	0.0400	0	0	-100	100	05/23/2023
Selenium		0.0400		< 0.0400	0.0170	0	0	-100	100	05/18/2023
Silicon	*	0.0500		< 0.0500	0.0122	0	0	-100	100	05/26/2023
Silicon	*	0.0500	S	0.0535	0.0122	0	438.5	-100	100	05/22/2023
Silicon	*	0.0500	JS	0.047	0.0122	0	383.6	-100	100	05/22/2023
Sodium		0.0500		< 0.0500	0.0180	0	0	-100	100	05/22/2023
Sodium		0.0500		< 0.0500	0.0180	0	0	-100	100	05/18/2023
Sodium		0.0500		< 0.0500	0.0180	0	0	-100	100	05/22/2023
Thallium		0.0500		< 0.0500	0.0111	0	0	-100	100	05/18/2023



Quality Control Results

<http://www.teklabinc.com/>

Client: Ramboll

Work Order: 23050523

Client Project: BAL-23Q2

Report Date: 19-Jun-23

SW-846 3005A, 6010B, METALS BY ICP (TOTAL)

Batch 206278 SampType: LCS Units mg/L

SampID: LCS-206278

Analyses	Cert	RL	Qual	Result	Spike	SPK Ref Val	%REC	Low Limit	High Limit	Date Analyzed
Aluminum		0.0250		1.98	2.000	0	99.2	85	115	05/18/2023
Aluminum		0.0250		2.05	2.000	0	102.5	85	115	05/22/2023
Aluminum		0.0250		2.16	2.000	0	107.8	85	115	05/22/2023
Antimony		0.0500		0.505	0.5000	0	101.0	85	115	05/18/2023
Arsenic		0.0250		0.520	0.5000	0	104.1	85	115	05/22/2023
Arsenic		0.0250		0.522	0.5000	0	104.5	85	115	05/18/2023
Barium		0.0025		2.07	2.000	0	103.5	85	115	05/18/2023
Barium		0.0025		2.02	2.000	0	101.0	85	115	05/22/2023
Beryllium		0.0005		0.0511	0.0500	0	102.2	85	115	05/18/2023
Beryllium		0.0005		0.0570	0.0500	0	114.0	85	115	05/22/2023
Boron		0.0200		0.506	0.5000	0	101.3	85	115	05/18/2023
Boron		0.0200		0.518	0.5000	0	103.7	85	115	05/22/2023
Boron		0.0200		0.554	0.5000	0	110.7	85	115	05/22/2023
Cadmium		0.0020		0.0512	0.0500	0	102.4	85	115	05/18/2023
Cadmium		0.0020		0.0480	0.0500	0	96.0	85	115	05/22/2023
Cadmium		0.0020		0.0540	0.0500	0	108.0	85	115	05/22/2023
Calcium		0.100		2.63	2.500	0	105.3	85	115	05/18/2023
Calcium		0.100		2.69	2.500	0	107.5	85	115	05/22/2023
Chromium		0.0050		0.200	0.2000	0	99.8	85	115	05/22/2023
Chromium		0.0050		0.201	0.2000	0	100.5	85	115	05/18/2023
Chromium		0.0050		0.220	0.2000	0	109.8	85	115	05/22/2023
Cobalt		0.0050		0.508	0.5000	0	101.6	85	115	05/18/2023
Iron		0.0400		2.20	2.000	0	109.8	85	115	05/22/2023
Iron		0.0400		2.07	2.000	0	103.5	85	115	05/22/2023
Iron		0.0400		2.07	2.000	0	103.5	85	115	05/18/2023
Lead		0.0150		0.494	0.5000	0	98.7	85	115	05/22/2023
Lead		0.0150		0.536	0.5000	0	107.3	85	115	05/22/2023
Lead		0.0150		0.504	0.5000	0	100.9	85	115	05/18/2023
Lithium	*	0.0050	B	0.550	0.5000	0	109.9	85	115	05/26/2023
Magnesium		0.0500		2.31	2.500	0	92.6	85	115	05/22/2023
Magnesium		0.0500		2.38	2.500	0	95.1	85	115	05/18/2023
Magnesium		0.0500		2.81	2.500	0	112.3	85	115	05/22/2023
Manganese		0.0070		0.517	0.5000	0	103.5	85	115	05/22/2023
Manganese		0.0070		0.552	0.5000	0	110.4	85	115	05/22/2023
Manganese		0.0070		0.510	0.5000	0	101.9	85	115	05/18/2023
Molybdenum		0.0100		0.489	0.5000	0	97.7	85	115	05/18/2023



Quality Control Results

<http://www.teklabinc.com/>

Client: Ramboll

Work Order: 23050523

Client Project: BAL-23Q2

Report Date: 19-Jun-23

SW-846 3005A, 6010B, METALS BY ICP (TOTAL)

Batch 206278 SampType: LCS Units mg/L

SampID: LCS-206278

Analyses	Cert	RL	Qual	Result	Spike	SPK Ref Val	%REC	Low Limit	High Limit	Date Analyzed
Molybdenum		0.0100		0.492	0.5000	0	98.4	85	115	05/22/2023
Potassium		0.100		2.77	2.500	0	110.9	85	115	05/22/2023
Potassium		0.100		2.72	2.500	0	108.7	85	115	05/18/2023
Potassium		0.100		2.87	2.500	0	114.7	85	115	05/23/2023
Selenium		0.0400		0.512	0.5000	0	102.4	85	115	05/18/2023
Silicon	*	0.0500		0.489	0.5000	0	97.8	85	115	05/26/2023
Silicon	*	0.0500	B	0.571	0.5000	0	114.1	85	115	05/22/2023
Silicon	*	0.0500	B	0.528	0.5000	0	105.5	85	115	05/22/2023
Sodium		0.0500		2.60	2.500	0	103.9	85	115	05/22/2023
Sodium		0.0500		2.66	2.500	0	106.4	85	115	05/22/2023
Sodium		0.0500		2.52	2.500	0	101.0	85	115	05/18/2023
Thallium		0.0500		0.243	0.2500	0	97.2	85	115	05/18/2023

Batch 206278 SampType: MS Units mg/L

SampID: 23050523-027CMS

Analyses	Cert	RL	Qual	Result	Spike	SPK Ref Val	%REC	Low Limit	High Limit	Date Analyzed
Aluminum		0.0250		4.48	4.000	0.2738	105.2	75	125	05/22/2023
Arsenic		0.0250		1.06	1.000	0	105.7	75	125	05/22/2023
Barium		0.0025		4.05	4.000	0.1324	97.9	75	125	05/22/2023
Beryllium		0.0005		0.100	0.1000	0	100.1	75	125	05/22/2023
Boron		0.0200		1.29	1.000	0.2321	106.0	75	125	05/22/2023
Cadmium		0.0020		0.0947	0.1000	0	94.7	75	125	05/22/2023
Calcium		0.100	S	127	5.000	124.0	57.8	75	125	05/22/2023
Chromium		0.0050		0.409	0.4000	0	102.2	75	125	05/22/2023
Iron		0.0400		4.52	4.000	0.2700	106.2	75	125	05/22/2023
Lead		0.0150		1.00	1.000	0	100.1	75	125	05/22/2023
Lithium		0.0050		1.01	1.000	0.002400	100.6	75	125	05/22/2023
Magnesium		0.0500		44.2	5.000	39.90	86.5	75	125	05/22/2023
Manganese		0.0070		1.50	1.000	0.4216	107.5	75	125	05/22/2023
Molybdenum		0.0100		1.01	1.000	0.005400	100.8	75	125	05/22/2023
Potassium		0.100		8.35	5.000	3.423	98.6	75	125	05/22/2023
Silicon	*	0.0500	S	12.0	1.000	12.22	-25.0	75	125	05/26/2023
Sodium		0.0500	S	102	5.000	99.12	66.4	75	125	05/22/2023



Quality Control Results

<http://www.teklabinc.com/>

Client: Ramboll

Work Order: 23050523

Client Project: BAL-23Q2

Report Date: 19-Jun-23

SW-846 3005A, 6010B, METALS BY ICP (TOTAL)

Batch	206278	SampType:	MSD	Units	mg/L	RPD Limit: 20					Date
SampID: 23050523-027CMSD											
Analyses	Cert	RL	Qual	Result	Spike	SPK Ref Val	%REC	RPD Ref Val	%RPD	Date Analyzed	
Aluminum		0.0250		4.50	4.000	0.2738	105.7	4.480	0.45	05/22/2023	
Arsenic		0.0250		1.05	1.000	0	104.9	1.057	0.77	05/22/2023	
Barium		0.0025		4.08	4.000	0.1324	98.7	4.050	0.74	05/22/2023	
Beryllium		0.0005		0.0988	0.1000	0	98.8	0.1001	1.31	05/22/2023	
Boron		0.0200		1.30	1.000	0.2321	106.4	1.292	0.33	05/22/2023	
Cadmium		0.0020		0.0965	0.1000	0	96.5	0.09470	1.88	05/22/2023	
Calcium		0.100		129	5.000	124.0	98.8	126.8	1.60	05/22/2023	
Chromium		0.0050		0.409	0.4000	0	102.4	0.4087	0.17	05/22/2023	
Iron		0.0400		4.64	4.000	0.2700	109.3	4.520	2.62	05/22/2023	
Lead		0.0150		1.00	1.000	0	100.4	1.001	0.26	05/22/2023	
Lithium		0.0050		1.01	1.000	0.002400	101.0	1.008	0.40	05/22/2023	
Magnesium		0.0500		44.9	5.000	39.90	100.9	44.23	1.61	05/22/2023	
Manganese		0.0070		1.48	1.000	0.4216	105.8	1.497	1.19	05/22/2023	
Molybdenum		0.0100		1.01	1.000	0.005400	100.7	1.013	0.03	05/22/2023	
Potassium		0.100		8.27	5.000	3.423	97.0	8.352	0.97	05/22/2023	
Silicon	*	0.0500	S	12.3	1.000	12.22	6.0	11.97	2.56	05/26/2023	
Sodium		0.0500		104	5.000	99.12	95.6	102.4	1.42	05/22/2023	



Quality Control Results

<http://www.teklabinc.com/>

Client: Ramboll

Work Order: 23050523

Client Project: BAL-23Q2

Report Date: 19-Jun-23

SW-846 3005A, 6010B, METALS BY ICP (TOTAL)

Batch 206326 SampType: MBLK Units mg/L

SampleID: MBLK-206326

Analyses	Cert	RL	Qual	Result	Spike	SPK Ref Val	%REC	Low Limit	High Limit	Date Analyzed
Aluminum		0.0250		< 0.0250	0.0127	0	0	-100	100	05/19/2023
Aluminum		0.0250		< 0.0250	0.0127	0	0	-100	100	05/19/2023
Arsenic		0.0250		< 0.0250	0.0087	0	0	-100	100	05/19/2023
Arsenic		0.0250		< 0.0250	0.0087	0	0	-100	100	05/19/2023
Arsenic		0.0250		< 0.0250	0.0087	0	0	-100	100	05/22/2023
Barium		0.0025		< 0.0025	0.0007	0	0	-100	100	05/19/2023
Barium		0.0025		< 0.0025	0.0007	0	0	-100	100	05/19/2023
Barium		0.0025		< 0.0025	0.0007	0	0	-100	100	05/22/2023
Beryllium		0.0005		< 0.0005	0.0002	0	0	-100	100	05/19/2023
Beryllium		0.0005		< 0.0005	0.0002	0	0	-100	100	05/22/2023
Beryllium		0.0005		< 0.0005	0.0002	0	0	-100	100	05/19/2023
Boron		0.0200		< 0.0200	0.0090	0	0	-100	100	05/19/2023
Boron		0.0200		< 0.0200	0.0090	0	0	-100	100	05/19/2023
Boron		0.0200		< 0.0200	0.0090	0	0	-100	100	05/22/2023
Cadmium		0.0020		< 0.0020	0.0005	0	0	-100	100	05/19/2023
Cadmium		0.0020		< 0.0020	0.0005	0	0	-100	100	05/22/2023
Cadmium		0.0020		< 0.0020	0.0005	0	0	-100	100	05/19/2023
Cadmium		0.0020		< 0.0020	0.0005	0	0	-100	100	05/24/2023
Calcium		0.100		< 0.100	0.0350	0	0	-100	100	05/22/2023
Calcium		0.100		< 0.100	0.0350	0	0	-100	100	05/19/2023
Calcium		0.100		< 0.100	0.0350	0	0	-100	100	05/19/2023
Chromium		0.0050		< 0.0050	0.0028	0	0	-100	100	05/19/2023
Chromium		0.0050		< 0.0050	0.0028	0	0	-100	100	05/19/2023
Chromium		0.0050		< 0.0050	0.0028	0	0	-100	100	05/22/2023
Iron		0.0400		< 0.0400	0.0200	0	0	-100	100	05/19/2023
Iron		0.0400		< 0.0400	0.0200	0	0	-100	100	05/19/2023
Iron		0.0400		< 0.0400	0.0200	0	0	-100	100	05/22/2023
Lead		0.0150		< 0.0150	0.0040	0	0	-100	100	05/22/2023
Lead		0.0150		< 0.0150	0.0040	0	0	-100	100	05/22/2023
Lead		0.0150		< 0.0150	0.0040	0	0	-100	100	05/19/2023
Lead		0.0150		< 0.0150	0.0040	0	0	-100	100	05/19/2023
Lithium	*	0.0050		< 0.0050	0.0019	0	0	-100	100	05/26/2023
Lithium	*	0.0050		< 0.0050	0.0019	0	0	-100	100	05/19/2023
Lithium	*	0.0050		< 0.0050	0.0019	0	0	-100	100	05/22/2023
Magnesium		0.0500		< 0.0500	0.0055	0	0	-100	100	05/19/2023
Magnesium		0.0500		< 0.0500	0.0055	0	0	-100	100	05/22/2023



Quality Control Results

<http://www.teklabinc.com/>

Client: Ramboll

Work Order: 23050523

Client Project: BAL-23Q2

Report Date: 19-Jun-23

SW-846 3005A, 6010B, METALS BY ICP (TOTAL)

Batch 206326 SampType: MBLK Units mg/L

SampleID: MBLK-206326

Analyses	Cert	RL	Qual	Result	Spike	SPK Ref Val	%REC	Low Limit	High Limit	Date Analyzed
Magnesium		0.0500		< 0.0500	0.0055	0	0	-100	100	05/19/2023
Manganese		0.0070		< 0.0070	0.0025	0	0	-100	100	05/22/2023
Manganese		0.0070		< 0.0070	0.0025	0	0	-100	100	05/19/2023
Manganese		0.0070		< 0.0070	0.0025	0	0	-100	100	05/19/2023
Molybdenum		0.0100		< 0.0100	0.0037	0	0	-100	100	05/19/2023
Molybdenum		0.0100		< 0.0100	0.0037	0	0	-100	100	05/19/2023
Molybdenum		0.0100		< 0.0100	0.0037	0	0	-100	100	05/22/2023
Potassium		0.100		< 0.100	0.0400	0	0	-100	100	05/19/2023
Potassium		0.100		< 0.100	0.0400	0	0	-100	100	05/19/2023
Potassium		0.100		< 0.100	0.0400	0	0	-100	100	05/22/2023
Silicon	*	0.0500		< 0.0500	0.0122	0	0	-100	100	05/26/2023
Silicon	*	0.0500		< 0.0500	0.0122	0	0	-100	100	05/22/2023
Sodium		0.0500		< 0.0500	0.0180	0	0	-100	100	05/22/2023
Sodium		0.0500		< 0.0500	0.0180	0	0	-100	100	05/19/2023
Sodium		0.0500		< 0.0500	0.0180	0	0	-100	100	05/19/2023



Quality Control Results

<http://www.teklabinc.com/>

Client: Ramboll

Work Order: 23050523

Client Project: BAL-23Q2

Report Date: 19-Jun-23

SW-846 3005A, 6010B, METALS BY ICP (TOTAL)

Batch 206326 SampType: LCS Units mg/L

SampleID: LCS-206326

Analyses	Cert	RL	Qual	Result	Spike	SPK Ref Val	%REC	Low Limit	High Limit	Date Analyzed
Aluminum		0.0250		2.05	2.000	0	102.3	85	115	05/19/2023
Aluminum		0.0250		1.85	2.000	0	92.4	85	115	05/19/2023
Arsenic		0.0250		0.501	0.5000	0	100.1	85	115	05/22/2023
Arsenic		0.0250		0.508	0.5000	0	101.5	85	115	05/19/2023
Arsenic		0.0250		0.541	0.5000	0	108.1	85	115	05/19/2023
Barium		0.0025		2.16	2.000	0	108.0	85	115	05/19/2023
Barium		0.0025		2.03	2.000	0	101.5	85	115	05/19/2023
Barium		0.0025		2.01	2.000	0	100.5	85	115	05/22/2023
Beryllium		0.0005		0.0498	0.0500	0	99.6	85	115	05/22/2023
Beryllium		0.0005		0.0532	0.0500	0	106.4	85	115	05/19/2023
Beryllium		0.0005		0.0498	0.0500	0	99.6	85	115	05/19/2023
Boron		0.0200		0.499	0.5000	0	99.7	85	115	05/22/2023
Boron		0.0200		0.481	0.5000	0	96.1	85	115	05/19/2023
Boron		0.0200		0.515	0.5000	0	102.9	85	115	05/19/2023
Cadmium		0.0020		0.0499	0.0500	0	99.8	85	115	05/22/2023
Cadmium		0.0020		0.0472	0.0500	0	94.4	85	115	05/24/2023
Cadmium		0.0020		0.0541	0.0500	0	108.2	85	115	05/19/2023
Cadmium		0.0020		0.0531	0.0500	0	106.2	85	115	05/19/2023
Calcium		0.100		2.67	2.500	0	106.6	85	115	05/19/2023
Calcium		0.100		2.57	2.500	0	103.0	85	115	05/22/2023
Calcium		0.100		2.49	2.500	0	99.6	85	115	05/19/2023
Chromium		0.0050		0.194	0.2000	0	96.8	85	115	05/22/2023
Chromium		0.0050		0.209	0.2000	0	104.6	85	115	05/19/2023
Chromium		0.0050		0.196	0.2000	0	98.2	85	115	05/19/2023
Iron		0.0400		1.97	2.000	0	98.7	85	115	05/19/2023
Iron		0.0400		1.95	2.000	0	97.5	85	115	05/22/2023
Iron		0.0400		2.11	2.000	0	105.7	85	115	05/19/2023
Lead		0.0150		0.488	0.5000	0	97.5	85	115	05/19/2023
Lead		0.0150		0.548	0.5000	0	109.7	85	115	05/19/2023
Lead		0.0150		0.480	0.5000	0	96.1	85	115	05/22/2023
Lead		0.0150		0.530	0.5000	0	105.9	85	115	05/22/2023
Lithium	*	0.0050		0.574	0.5000	0	114.8	85	115	05/25/2023
Lithium	*	0.0050		0.475	0.5000	0	95.0	85	115	05/22/2023
Magnesium		0.0500		2.61	2.500	0	104.4	85	115	05/19/2023
Magnesium		0.0500		2.25	2.500	0	90.1	85	115	05/22/2023
Magnesium		0.0500		2.37	2.500	0	95.0	85	115	05/19/2023



Quality Control Results

<http://www.teklabinc.com/>

Client: Ramboll

Work Order: 23050523

Client Project: BAL-23Q2

Report Date: 19-Jun-23

SW-846 3005A, 6010B, METALS BY ICP (TOTAL)

Batch 206326 SampType: LCS Units mg/L

SampleID: LCS-206326

Analyses	Cert	RL	Qual	Result	Spike	SPK Ref Val	%REC	Low Limit	High Limit	Date Analyzed
Manganese		0.0070		0.492	0.5000	0	98.3	85	115	05/22/2023
Manganese		0.0070		0.527	0.5000	0	105.5	85	115	05/19/2023
Manganese		0.0070		0.477	0.5000	0	95.4	85	115	05/19/2023
Molybdenum		0.0100		0.470	0.5000	0	93.9	85	115	05/19/2023
Molybdenum		0.0100		0.475	0.5000	0	95.0	85	115	05/22/2023
Molybdenum		0.0100		0.508	0.5000	0	101.5	85	115	05/19/2023
Potassium		0.100		2.63	2.500	0	105.1	85	115	05/19/2023
Potassium		0.100		2.65	2.500	0	106.1	85	115	05/19/2023
Potassium		0.100		2.73	2.500	0	109.1	85	115	05/22/2023
Silicon	*	0.0500		0.482	0.5000	0	96.4	85	115	05/25/2023
Silicon	*	0.0500		0.540	0.5000	0	108.0	85	115	05/22/2023
Sodium		0.0500		2.44	2.500	0	97.7	85	115	05/19/2023
Sodium		0.0500		2.53	2.500	0	101.2	85	115	05/22/2023
Sodium		0.0500		2.46	2.500	0	98.5	85	115	05/19/2023

Batch 206326 SampType: MS Units mg/L

SampleID: 23050523-045CMS

Analyses	Cert	RL	Qual	Result	Spike	SPK Ref Val	%REC	Low Limit	High Limit	Date Analyzed
Aluminum		0.0250		2.46	2.000	0.4205	102.1	75	125	05/19/2023
Arsenic		0.0250		0.554	0.5000	0	110.9	75	125	05/19/2023
Barium		0.0025		2.27	2.000	0.06920	110.2	75	125	05/19/2023
Beryllium		0.0005		0.0543	0.0500	0	108.6	75	125	05/19/2023
Boron		0.0200		1.03	0.5000	0.4842	109.8	75	125	05/19/2023
Cadmium		0.0020		0.0532	0.0500	0	106.4	75	125	05/19/2023
Calcium		0.100	S	150	2.500	143.2	268.0	75	125	05/19/2023
Chromium		0.0050		0.211	0.2000	0	105.6	75	125	05/19/2023
Iron		0.0400		2.60	2.000	0.4629	107.1	75	125	05/19/2023
Lead		0.0150		0.515	0.5000	0	103.0	75	125	05/22/2023
Lithium		0.0050		0.551	0.5000	0.006900	108.8	75	125	05/26/2023
Magnesium		0.0500	S	59.4	2.500	55.50	158.0	75	125	05/19/2023
Manganese		0.0070		0.871	0.5000	0.3253	109.1	75	125	05/19/2023
Molybdenum		0.0100		0.518	0.5000	0	103.7	75	125	05/19/2023
Potassium		0.100		3.32	2.500	0.5142	112.2	75	125	05/19/2023
Silicon	*	0.0500	S	20.0	0.5000	18.99	202.8	75	125	05/22/2023
Sodium		0.0500	S	48.7	2.500	44.53	165.2	75	125	05/19/2023



Quality Control Results

<http://www.teklabinc.com/>

Client: Ramboll

Work Order: 23050523

Client Project: BAL-23Q2

Report Date: 19-Jun-23

SW-846 3005A, 6010B, METALS BY ICP (TOTAL)

Batch	206326	SampType:	MSD	Units mg/L						RPD Limit: 20	
SampID:	23050523-045CMSD										
Analyses	Cert	RL	Qual	Result	Spike	SPK Ref Val	%REC	RPD Ref Val	%RPD	Date Analyzed	
Aluminum		0.0250		2.45	2.000	0.4205	101.3	2.462	0.61	05/20/2023	
Arsenic		0.0250		0.532	0.5000	0	106.3	0.5545	4.24	05/20/2023	
Barium		0.0025		2.20	2.000	0.06920	106.4	2.273	3.40	05/20/2023	
Beryllium		0.0005		0.0525	0.0500	0	105.0	0.05430	3.37	05/20/2023	
Boron		0.0200		0.998	0.5000	0.4842	102.8	1.033	3.42	05/20/2023	
Cadmium		0.0020		0.0515	0.0500	0	103.0	0.05320	3.25	05/20/2023	
Calcium		0.100	S	145	2.500	143.2	60.0	149.9	3.53	05/20/2023	
Chromium		0.0050		0.204	0.2000	0	102.0	0.2111	3.47	05/20/2023	
Iron		0.0400		2.52	2.000	0.4629	103.0	2.604	3.16	05/20/2023	
Lead		0.0150		0.518	0.5000	0	103.5	0.5150	0.52	05/22/2023	
Lithium		0.0050		0.526	0.5000	0.006900	103.9	0.5508	4.57	05/26/2023	
Magnesium		0.0500		57.5	2.500	55.50	81.2	59.45	3.28	05/20/2023	
Manganese		0.0070		0.842	0.5000	0.3253	103.3	0.8707	3.36	05/20/2023	
Molybdenum		0.0100		0.504	0.5000	0	100.7	0.5183	2.88	05/20/2023	
Potassium		0.100		3.22	2.500	0.5142	108.3	3.318	2.97	05/20/2023	
Silicon	*	0.0500		19.5	0.5000	18.99	92.9	20.00	2.79	05/22/2023	
Sodium		0.0500		46.9	2.500	44.53	96.4	48.66	3.60	05/20/2023	



Quality Control Results

<http://www.teklabinc.com/>

Client: Ramboll

Work Order: 23050523

Client Project: BAL-23Q2

Report Date: 19-Jun-23

SW-846 3005A, 6010B, METALS BY ICP (TOTAL)

Batch 206399 SampType: MBLK Units mg/L

SampleID: MBLK-206399

Analyses	Cert	RL	Qual	Result	Spike	SPK Ref Val	%REC	Low Limit	High Limit	Date Analyzed
Aluminum		0.0250	S	0.0613	0.0127	0	482.7	-100	100	05/22/2023
Aluminum		0.0250		< 0.0250	0.0127	0	0	-100	100	05/26/2023
Arsenic		0.0250		< 0.0250	0.0087	0	0	-100	100	05/22/2023
Barium		0.0025		< 0.0025	0.0007	0	0	-100	100	05/22/2023
Beryllium		0.0005		< 0.0005	0.0002	0	0	-100	100	05/22/2023
Boron		0.0200		< 0.0200	0.0090	0	0	-100	100	05/22/2023
Cadmium		0.0020		< 0.0020	0.0005	0	0	-100	100	05/22/2023
Calcium		0.100		< 0.100	0.0350	0	0	-100	100	05/22/2023
Chromium		0.0050		< 0.0050	0.0028	0	0	-100	100	05/22/2023
Iron		0.0400		< 0.0400	0.0200	0	0	-100	100	05/26/2023
Iron		0.0400	JS	0.021	0.0200	0	106.5	-100	100	05/22/2023
Lead		0.0150		< 0.0150	0.0040	0	0	-100	100	05/22/2023
Lithium	*	0.0050		< 0.0050	0.0019	0	0	-100	100	05/22/2023
Magnesium		0.0500		< 0.0500	0.0055	0	0	-100	100	05/22/2023
Manganese		0.0070		< 0.0070	0.0025	0	0	-100	100	05/22/2023
Molybdenum		0.0100		< 0.0100	0.0037	0	0	-100	100	05/22/2023
Potassium		0.100		< 0.100	0.0400	0	0	-100	100	05/22/2023
Silicon	*	0.0500	S	0.0579	0.0122	0	474.6	-100	100	05/26/2023
Sodium		0.0500		< 0.0500	0.0180	0	0	-100	100	05/22/2023



Quality Control Results

<http://www.teklabinc.com/>

Client: Ramboll

Work Order: 23050523

Client Project: BAL-23Q2

Report Date: 19-Jun-23

SW-846 3005A, 6010B, METALS BY ICP (TOTAL)

Batch 206399 SampType: LCS Units mg/L

SampleID: LCS-206399

Analyses	Cert	RL	Qual	Result	Spike	SPK Ref Val	%REC	Low Limit	High Limit	Date Analyzed
Aluminum		0.0250		2.27	2.000	0	113.4	85	115	05/26/2023
Aluminum		0.0250	B	2.11	2.000	0	105.4	85	115	05/22/2023
Arsenic		0.0250		0.561	0.5000	0	112.1	85	115	05/22/2023
Barium		0.0025		2.22	2.000	0	111.2	85	115	05/22/2023
Beryllium		0.0005		0.0559	0.0500	0	111.8	85	115	05/22/2023
Boron		0.0200		0.546	0.5000	0	109.3	85	115	05/22/2023
Cadmium		0.0020		0.0537	0.0500	0	107.4	85	115	05/22/2023
Calcium		0.100		2.80	2.500	0	112.1	85	115	05/22/2023
Chromium		0.0050		0.217	0.2000	0	108.6	85	115	05/22/2023
Iron		0.0400		1.98	2.000	0	99.0	85	115	05/26/2023
Iron		0.0400	B	2.17	2.000	0	108.4	85	115	05/22/2023
Lead		0.0150		0.538	0.5000	0	107.5	85	115	05/22/2023
Lithium	*	0.0050	S	0.607	0.5000	0	121.4	85	115	05/22/2023
Magnesium		0.0500		2.76	2.500	0	110.2	85	115	05/22/2023
Manganese		0.0070		0.548	0.5000	0	109.6	85	115	05/22/2023
Molybdenum		0.0100		0.536	0.5000	0	107.2	85	115	05/22/2023
Potassium		0.100		2.62	2.500	0	104.9	85	115	05/22/2023
Silicon	*	0.0500	B	0.460	0.5000	0	91.9	85	115	05/26/2023
Sodium		0.0500		2.55	2.500	0	102.1	85	115	05/22/2023



Quality Control Results

<http://www.teklabinc.com/>

Client: Ramboll

Work Order: 23050523

Client Project: BAL-23Q2

Report Date: 19-Jun-23

SW-846 3005A, 6010B, METALS BY ICP (TOTAL)

Batch 206399 SampType: MS Units mg/L

SampleID: 23050523-021CMS

Analyses	Cert	RL	Qual	Result	Spike	SPK Ref Val	%REC	Low Limit	High Limit	Date Analyzed
Aluminium		0.0250		2.18	2.000	0.06170	106.0	75	125	05/26/2023
Arsenic		0.0250		0.571	0.5000	0	114.2	75	125	05/22/2023
Barium		0.0025		2.58	2.000	0.3270	112.9	75	125	05/22/2023
Beryllium		0.0005		0.0572	0.0500	0	114.4	75	125	05/22/2023
Boron		0.0200		1.11	0.5000	0.5596	110.5	75	125	05/22/2023
Cadmium		0.0020		0.0543	0.0500	0	108.6	75	125	05/22/2023
Calcium		0.100	S	85.3	2.500	83.95	54.8	75	125	05/22/2023
Chromium		0.0050		0.222	0.2000	0	110.8	75	125	05/22/2023
Iron		0.0400		2.22	2.000	0.05770	108.3	75	125	05/26/2023
Lead		0.0150		0.541	0.5000	0	108.3	75	125	05/22/2023
Lithium		0.0050		0.605	0.5000	0.06640	107.7	75	125	05/26/2023
Magnesium		0.0500		3.40	2.500	0.6465	110.2	75	125	05/22/2023
Manganese		0.0070		0.554	0.5000	0	110.9	75	125	05/22/2023
Molybdenum		0.0100		0.552	0.5000	0	110.3	75	125	05/22/2023
Potassium		0.100		7.77	2.500	5.006	110.7	75	125	05/22/2023
Silicon	*	0.0500	B	6.61	0.5000	6.195	82.8	75	125	05/26/2023
Sodium		0.0500	S	92.4	2.500	91.15	48.0	75	125	05/22/2023



Quality Control Results

<http://www.teklabinc.com/>

Client: Ramboll

Work Order: 23050523

Client Project: BAL-23Q2

Report Date: 19-Jun-23

SW-846 3005A, 6010B, METALS BY ICP (TOTAL)

Batch	206399	SampType:	MSD	Units	mg/L	RPD Limit: 20					
SampID: 23050523-021CMSD											Date Analyzed
Analyses	Cert	RL	Qual	Result	Spike	SPK Ref Val	%REC	RPD Ref Val	%RPD		
Aluminum		0.0250		2.19	2.000	0.06170	106.5	2.181	0.46	05/26/2023	
Arsenic		0.0250		0.576	0.5000	0	115.2	0.5711	0.82	05/22/2023	
Barium		0.0025		2.62	2.000	0.3270	114.6	2.585	1.31	05/22/2023	
Beryllium		0.0005		0.0582	0.0500	0	116.4	0.05720	1.73	05/22/2023	
Boron		0.0200		1.14	0.5000	0.5596	115.1	1.112	2.05	05/22/2023	
Cadmium		0.0020		0.0550	0.0500	0	110.0	0.05430	1.28	05/22/2023	
Calcium		0.100	S	87.1	2.500	83.95	125.2	85.32	2.04	05/22/2023	
Chromium		0.0050		0.225	0.2000	0	112.6	0.2217	1.52	05/22/2023	
Iron		0.0400		2.27	2.000	0.05770	110.7	2.224	2.09	05/26/2023	
Lead		0.0150		0.548	0.5000	0	109.7	0.5413	1.28	05/22/2023	
Lithium		0.0050		0.609	0.5000	0.06640	108.4	0.6048	0.63	05/26/2023	
Magnesium		0.0500		3.46	2.500	0.6465	112.4	3.402	1.57	05/22/2023	
Manganese		0.0070		0.563	0.5000	0	112.6	0.5544	1.50	05/22/2023	
Molybdenum		0.0100		0.564	0.5000	0	112.7	0.5515	2.19	05/22/2023	
Potassium		0.100		7.93	2.500	5.006	116.9	7.773	1.99	05/22/2023	
Silicon	*	0.0500	B	6.73	0.5000	6.195	106.4	6.609	1.77	05/26/2023	
Sodium		0.0500		94.2	2.500	91.15	120.4	92.35	1.94	05/22/2023	



Quality Control Results

<http://www.teklabinc.com/>

Client: Ramboll

Work Order: 23050523

Client Project: BAL-23Q2

Report Date: 19-Jun-23

SW-846 3005A, 6010B, METALS BY ICP (TOTAL)

Batch 206421 SampType: MBLK Units mg/L

SampID: MBLK-206421

Analyses	Cert	RL	Qual	Result	Spike	SPK Ref Val	%REC	Low Limit	High Limit	Date Analyzed
Aluminum		0.0250		< 0.0250	0.0127	0	0	-100	100	05/26/2023
Aluminum		0.0250		< 0.0250	0.0127	0	0	-100	100	05/25/2023
Arsenic		0.0250		< 0.0250	0.0087	0	0	-100	100	05/26/2023
Arsenic		0.0250		< 0.0250	0.0087	0	0	-100	100	05/25/2023
Barium		0.0025		< 0.0025	0.0007	0	0	-100	100	05/25/2023
Barium		0.0025		< 0.0025	0.0007	0	0	-100	100	05/26/2023
Beryllium		0.0005		< 0.0005	0.0002	0	0	-100	100	05/25/2023
Beryllium		0.0005		< 0.0005	0.0002	0	0	-100	100	05/26/2023
Boron		0.0200		< 0.0200	0.0090	0	0	-100	100	05/25/2023
Boron		0.0200		< 0.0200	0.0090	0	0	-100	100	05/26/2023
Cadmium		0.0020		< 0.0020	0.0005	0	0	-100	100	05/25/2023
Cadmium		0.0020		< 0.0020	0.0005	0	0	-100	100	05/26/2023
Calcium		0.100		< 0.100	0.0350	0	0	-100	100	05/25/2023
Calcium		0.100		< 0.100	0.0350	0	0	-100	100	05/26/2023
Chromium		0.0050		< 0.0050	0.0028	0	0	-100	100	05/25/2023
Chromium		0.0050		< 0.0050	0.0028	0	0	-100	100	05/24/2023
Iron		0.0400		< 0.0400	0.0200	0	0	-100	100	05/25/2023
Iron		0.0400		< 0.0400	0.0200	0	0	-100	100	05/26/2023
Lead		0.0150		< 0.0150	0.0040	0	0	-100	100	05/25/2023
Lead		0.0150		< 0.0150	0.0040	0	0	-100	100	05/26/2023
Lithium	*	0.0050		< 0.0050	0.0019	0	0	-100	100	05/26/2023
Magnesium		0.0500		< 0.0500	0.0055	0	0	-100	100	05/26/2023
Magnesium		0.0500		< 0.0500	0.0055	0	0	-100	100	05/25/2023
Manganese		0.0070		< 0.0070	0.0025	0	0	-100	100	05/26/2023
Manganese		0.0070		< 0.0070	0.0025	0	0	-100	100	05/25/2023
Molybdenum		0.0100		< 0.0100	0.0037	0	0	-100	100	05/25/2023
Molybdenum		0.0100		< 0.0100	0.0037	0	0	-100	100	05/26/2023
Potassium		0.100		< 0.100	0.0400	0	0	-100	100	05/26/2023
Potassium		0.100		< 0.100	0.0400	0	0	-100	100	05/25/2023
Silicon	*	0.0500	JS	0.041	0.0122	0	333.6	-100	100	05/26/2023
Sodium		0.0500	S	0.0699	0.0180	0	388.3	-100	100	05/26/2023



Quality Control Results

<http://www.teklabinc.com/>

Client: Ramboll

Work Order: 23050523

Client Project: BAL-23Q2

Report Date: 19-Jun-23

SW-846 3005A, 6010B, METALS BY ICP (TOTAL)

Batch 206421 SampType: LCS Units mg/L

SampID: LCS-206421

Analyses	Cert	RL	Qual	Result	Spike	SPK Ref Val	%REC	Low Limit	High Limit	Date Analyzed
Aluminum		0.0250		1.87	2.000	0	93.5	85	115	05/25/2023
Aluminum		0.0250		2.01	2.000	0	100.6	85	115	05/26/2023
Arsenic		0.0250		0.526	0.5000	0	105.2	85	115	05/26/2023
Arsenic		0.0250		0.536	0.5000	0	107.2	85	115	05/25/2023
Barium		0.0025		1.98	2.000	0	99.0	85	115	05/25/2023
Barium		0.0025		2.09	2.000	0	104.4	85	115	05/26/2023
Beryllium		0.0005		0.0507	0.0500	0	101.4	85	115	05/25/2023
Beryllium		0.0005		0.0518	0.0500	0	103.6	85	115	05/26/2023
Boron		0.0200		0.502	0.5000	0	100.4	85	115	05/26/2023
Boron		0.0200		0.497	0.5000	0	99.4	85	115	05/25/2023
Cadmium		0.0020		0.0509	0.0500	0	101.8	85	115	05/26/2023
Cadmium		0.0020		0.0518	0.0500	0	103.6	85	115	05/25/2023
Calcium		0.100		2.63	2.500	0	105.1	85	115	05/26/2023
Calcium		0.100		2.58	2.500	0	103.1	85	115	05/25/2023
Chromium		0.0050		0.201	0.2000	0	100.4	85	115	05/25/2023
Chromium		0.0050		0.203	0.2000	0	101.5	85	115	05/24/2023
Iron		0.0400		2.07	2.000	0	103.5	85	115	05/25/2023
Iron		0.0400		2.00	2.000	0	100.2	85	115	05/31/2023
Lead		0.0150		0.513	0.5000	0	102.5	85	115	05/25/2023
Lead		0.0150		0.508	0.5000	0	101.5	85	115	05/26/2023
Lithium	*	0.0050		0.504	0.5000	0	100.7	85	115	05/26/2023
Magnesium		0.0500		2.49	2.500	0	99.8	85	115	05/25/2023
Magnesium		0.0500		2.55	2.500	0	102.1	85	115	05/26/2023
Manganese		0.0070		0.505	0.5000	0	100.9	85	115	05/25/2023
Manganese		0.0070		0.517	0.5000	0	103.5	85	115	05/26/2023
Molybdenum		0.0100		0.490	0.5000	0	97.9	85	115	05/25/2023
Molybdenum		0.0100		0.500	0.5000	0	100.0	85	115	05/26/2023
Potassium		0.100		2.47	2.500	0	98.9	85	115	05/25/2023
Potassium		0.100		2.45	2.500	0	98.0	85	115	05/26/2023
Silicon	*	0.0500	B	0.478	0.5000	0	95.7	85	115	05/26/2023
Sodium		0.0500	B	2.36	2.500	0	94.3	85	115	05/26/2023



Quality Control Results

<http://www.teklabinc.com/>

Client: Ramboll

Work Order: 23050523

Client Project: BAL-23Q2

Report Date: 19-Jun-23

SW-846 3005A, 6010B, METALS BY ICP (TOTAL)

Batch 206421 SampType: MS Units mg/L

SampID: 23050523-009BMS

Analyses	Cert	RL	Qual	Result	Spike	SPK Ref Val	%REC	Low Limit	High Limit	Date Analyzed
Arsenic		0.0250		0.608	0.5000	0	121.7	75	125	05/26/2023
Barium		0.0025		3.76	2.000	1.276	124.4	75	125	05/26/2023
Beryllium		0.0005		0.0603	0.0500	0.001500	117.6	75	125	05/26/2023
Boron		0.0200		0.642	0.5000	0.06660	115.1	75	125	05/26/2023
Cadmium		0.0020		0.0570	0.0500	0	114.0	75	125	05/26/2023
Calcium		0.100	S	79.4	2.500	70.58	353.2	75	125	05/26/2023
Chromium		0.0050		0.267	0.2000	0.03190	117.4	75	125	05/26/2023
Lead		0.0150		0.586	0.5000	0.01450	114.2	75	125	05/26/2023
Lithium		0.0050		0.602	0.5000	0.02440	115.6	75	125	05/26/2023
Magnesium		0.0500	S	39.2	2.500	36.01	129.6	75	125	05/31/2023
Molybdenum		0.0100		0.546	0.5000	0.004400	108.4	75	125	05/26/2023
Potassium		0.100		6.60	2.500	3.702	115.9	75	125	05/31/2023
Sodium		0.0500	BS	102	2.500	98.65	150.0	75	125	05/31/2023

Batch 206421 SampType: MSD Units mg/L

RPD Limit: 20

SampID: 23050523-009BMSD

Analyses	Cert	RL	Qual	Result	Spike	SPK Ref Val	%REC	RPD Ref Val	%RPD	Date Analyzed
Arsenic		0.0250		0.574	0.5000	0	114.9	0.6085	5.75	05/26/2023
Barium		0.0025		3.57	2.000	1.276	114.9	3.763	5.15	05/26/2023
Beryllium		0.0005		0.0572	0.0500	0.001500	111.4	0.06030	5.28	05/26/2023
Boron		0.0200		0.615	0.5000	0.06660	109.7	0.6420	4.31	05/26/2023
Cadmium		0.0020		0.0544	0.0500	0	108.8	0.05700	4.67	05/26/2023
Calcium		0.100	S	75.0	2.500	70.58	174.8	79.41	5.78	05/26/2023
Chromium		0.0050		0.254	0.2000	0.03190	110.8	0.2666	5.00	05/26/2023
Lead		0.0150		0.559	0.5000	0.01450	108.9	0.5857	4.70	05/26/2023
Lithium		0.0050		0.567	0.5000	0.02440	108.6	0.6023	5.98	05/26/2023
Magnesium		0.0500	S	39.3	2.500	36.01	130.4	39.25	0.05	05/31/2023
Molybdenum		0.0100		0.521	0.5000	0.004400	103.3	0.5463	4.78	05/26/2023
Potassium		0.100		6.56	2.500	3.702	114.3	6.600	0.61	05/31/2023
Sodium		0.0500	BS	103	2.500	98.65	162.0	102.4	0.29	05/31/2023



Quality Control Results

<http://www.teklabinc.com/>

Client: Ramboll

Work Order: 23050523

Client Project: BAL-23Q2

Report Date: 19-Jun-23

SW-846 3005A, 6010B, METALS BY ICP (TOTAL)

Batch 206524 SampType: MBLK Units mg/L

SampID: MBLK-206524

Analyses	Cert	RL	Qual	Result	Spike	SPK Ref Val	%REC	Low Limit	High Limit	Date Analyzed
Aluminum		0.0250		< 0.0250	0.0127	0	0	-100	100	05/24/2023
Aluminum		0.0250		< 0.0250	0.0127	0	0	-100	100	05/24/2023
Aluminum		0.0250		< 0.0250	0.0127	0	0	-100	100	05/25/2023
Aluminum		0.0250		< 0.0250	0.0127	0	0	-100	100	05/27/2023
Arsenic		0.0250		< 0.0250	0.0087	0	0	-100	100	05/27/2023
Arsenic		0.0250		< 0.0250	0.0087	0	0	-100	100	05/25/2023
Arsenic		0.0250		< 0.0250	0.0087	0	0	-100	100	05/24/2023
Arsenic		0.0250		< 0.0250	0.0087	0	0	-100	100	05/24/2023
Barium		0.0025		< 0.0025	0.0007	0	0	-100	100	05/25/2023
Barium		0.0025		< 0.0025	0.0007	0	0	-100	100	05/27/2023
Barium		0.0025		< 0.0025	0.0007	0	0	-100	100	05/24/2023
Barium		0.0025		< 0.0025	0.0007	0	0	-100	100	05/24/2023
Beryllium		0.0005		< 0.0005	0.0002	0	0	-100	100	05/27/2023
Beryllium		0.0005		< 0.0005	0.0002	0	0	-100	100	05/25/2023
Beryllium		0.0005		< 0.0005	0.0002	0	0	-100	100	05/24/2023
Beryllium		0.0005		< 0.0005	0.0002	0	0	-100	100	05/24/2023
Boron		0.0200		< 0.0200	0.0130	0	0	-100	100	05/24/2023
Boron		0.0200		< 0.0200	0.0090	0	0	-100	100	05/27/2023
Boron		0.0200		< 0.0200	0.0090	0	0	-100	100	05/24/2023
Cadmium		0.0020		< 0.0020	0.0005	0	0	-100	100	05/24/2023
Cadmium		0.0020		< 0.0020	0.0005	0	0	-100	100	05/27/2023
Cadmium		0.0020		< 0.0020	0.0005	0	0	-100	100	05/25/2023
Cadmium		0.0020		< 0.0020	0.0005	0	0	-100	100	05/24/2023
Calcium		0.100		< 0.100	0.0350	0	0	-100	100	05/24/2023
Calcium		0.100		< 0.100	0.0350	0	0	-100	100	05/27/2023
Calcium		0.100		< 0.100	0.0350	0	0	-100	100	05/24/2023
Chromium		0.0050		< 0.0050	0.0028	0	0	-100	100	05/25/2023
Chromium		0.0050		< 0.0050	0.0028	0	0	-100	100	05/24/2023
Chromium		0.0050		< 0.0050	0.0028	0	0	-100	100	05/27/2023
Chromium		0.0050		< 0.0050	0.0028	0	0	-100	100	05/24/2023
Iron		0.0400		< 0.0400	0.0200	0	0	-100	100	05/25/2023
Iron		0.0400		< 0.0400	0.0200	0	0	-100	100	05/27/2023
Iron		0.0400		< 0.0400	0.0200	0	0	-100	100	05/24/2023
Iron		0.0400		< 0.0400	0.0200	0	0	-100	100	05/24/2023
Lead		0.0150		< 0.0150	0.0040	0	0	-100	100	05/24/2023
Lead		0.0150		< 0.0150	0.0040	0	0	-100	100	05/27/2023



Quality Control Results

<http://www.teklabinc.com/>

Client: Ramboll

Work Order: 23050523

Client Project: BAL-23Q2

Report Date: 19-Jun-23

SW-846 3005A, 6010B, METALS BY ICP (TOTAL)

Batch 206524 SampType: MBLK Units mg/L

SampID: MBLK-206524

Analyses	Cert	RL	Qual	Result	Spike	SPK Ref Val	%REC	Low Limit	High Limit	Date Analyzed
Lead		0.0150		< 0.0150	0.0040	0	0	-100	100	05/24/2023
Lead		0.0150		< 0.0150	0.0040	0	0	-100	100	05/25/2023
Lithium	*	0.0050		< 0.0050	0.0019	0	0	-100	100	05/24/2023
Lithium	*	0.0050		< 0.0050	0.0019	0	0	-100	100	05/27/2023
Magnesium		0.0500		< 0.0500	0.0055	0	0	-100	100	05/27/2023
Magnesium		0.0500		< 0.0500	0.0055	0	0	-100	100	05/24/2023
Magnesium		0.0500		< 0.0500	0.0055	0	0	-100	100	05/24/2023
Magnesium		0.0500		< 0.0500	0.0055	0	0	-100	100	05/25/2023
Manganese		0.0070		< 0.0070	0.0025	0	0	-100	100	05/27/2023
Manganese		0.0070		< 0.0070	0.0025	0	0	-100	100	05/24/2023
Manganese		0.0070		< 0.0070	0.0025	0	0	-100	100	05/24/2023
Manganese		0.0070		< 0.0070	0.0025	0	0	-100	100	05/25/2023
Molybdenum		0.0100		< 0.0100	0.0037	0	0	-100	100	05/25/2023
Molybdenum		0.0100		< 0.0100	0.0037	0	0	-100	100	05/24/2023
Molybdenum		0.0100		< 0.0100	0.0037	0	0	-100	100	05/27/2023
Molybdenum		0.0100		< 0.0100	0.0037	0	0	-100	100	05/24/2023
Potassium		0.100		< 0.100	0.0400	0	0	-100	100	05/25/2023
Potassium		0.100		< 0.100	0.0400	0	0	-100	100	05/24/2023
Potassium		0.100		< 0.100	0.0400	0	0	-100	100	05/24/2023
Silicon	*	0.0500		< 0.0500	0.0400	0	0	-100	100	05/25/2023
Silicon	*	0.0500		< 0.0500	0.0122	0	0	-100	100	05/27/2023
Sodium		0.0500		< 0.0500	0.0180	0	0	-100	100	05/27/2023
Sodium		0.0500		< 0.0500	0.0180	0	0	-100	100	05/24/2023
Sodium		0.0500		< 0.0500	0.0180	0	0	-100	100	05/24/2023
Sodium		0.0500		< 0.0500	0.0180	0	0	-100	100	05/25/2023



Quality Control Results

<http://www.teklabinc.com/>

Client: Ramboll

Work Order: 23050523

Client Project: BAL-23Q2

Report Date: 19-Jun-23

SW-846 3005A, 6010B, METALS BY ICP (TOTAL)

Batch 206524 SampType: LCS Units mg/L

SampID: LCS-206524

Analyses	Cert	RL	Qual	Result	Spike	SPK Ref Val	%REC	Low Limit	High Limit	Date Analyzed
Aluminum		0.0250		1.95	2.000	0	97.4	85	115	05/24/2023
Aluminum		0.0250		2.01	2.000	0	100.5	85	115	05/25/2023
Aluminum		0.0250		1.93	2.000	0	96.4	85	115	05/24/2023
Aluminum		0.0250		2.07	2.000	0	103.6	85	115	05/27/2023
Arsenic		0.0250		0.548	0.5000	0	109.6	85	115	05/27/2023
Arsenic		0.0250		0.526	0.5000	0	105.2	85	115	05/25/2023
Arsenic		0.0250		0.529	0.5000	0	105.8	85	115	05/24/2023
Arsenic		0.0250		0.522	0.5000	0	104.4	85	115	05/24/2023
Barium		0.0025		2.03	2.000	0	101.4	85	115	05/25/2023
Barium		0.0025		2.19	2.000	0	109.6	85	115	05/27/2023
Barium		0.0025		2.01	2.000	0	100.5	85	115	05/24/2023
Barium		0.0025		2.05	2.000	0	102.5	85	115	05/24/2023
Beryllium		0.0005		0.0534	0.0500	0	106.8	85	115	05/27/2023
Beryllium		0.0005		0.0521	0.0500	0	104.2	85	115	05/25/2023
Beryllium		0.0005		0.0496	0.0500	0	99.2	85	115	05/24/2023
Beryllium		0.0005		0.0508	0.0500	0	101.6	85	115	05/24/2023
Boron		0.0200		0.517	0.5000	0	103.4	85	115	05/27/2023
Boron		0.0200		0.506	0.5000	0	101.1	85	115	05/24/2023
Boron		0.0200		0.520	0.5000	0	104.0	85	115	05/24/2023
Cadmium		0.0020		0.0525	0.0500	0	105.0	85	115	05/27/2023
Cadmium		0.0020		0.0472	0.0500	0	94.4	85	115	05/25/2023
Cadmium		0.0020		0.0513	0.0500	0	102.6	85	115	05/24/2023
Cadmium		0.0020		0.0493	0.0500	0	98.6	85	115	05/24/2023
Calcium		0.100		2.74	2.500	0	109.6	85	115	05/27/2023
Calcium		0.100		2.59	2.500	0	103.5	85	115	05/24/2023
Calcium		0.100		2.57	2.500	0	103.0	85	115	05/24/2023
Chromium		0.0050		0.203	0.2000	0	101.5	85	115	05/25/2023
Chromium		0.0050		0.199	0.2000	0	99.6	85	115	05/24/2023
Chromium		0.0050		0.211	0.2000	0	105.4	85	115	05/27/2023
Chromium		0.0050		0.203	0.2000	0	101.4	85	115	05/24/2023
Iron		0.0400		2.05	2.000	0	102.5	85	115	05/25/2023
Iron		0.0400		2.00	2.000	0	99.8	85	115	05/24/2023
Iron		0.0400		2.13	2.000	0	106.4	85	115	05/27/2023
Iron		0.0400		2.11	2.000	0	105.5	85	115	05/24/2023
Lead		0.0150		0.492	0.5000	0	98.5	85	115	05/24/2023
Lead		0.0150		0.524	0.5000	0	104.7	85	115	05/27/2023



Quality Control Results

<http://www.teklabinc.com/>

Client: Ramboll

Work Order: 23050523

Client Project: BAL-23Q2

Report Date: 19-Jun-23

SW-846 3005A, 6010B, METALS BY ICP (TOTAL)

Batch 206524 SampType: LCS Units mg/L

SampID: LCS-206524

Analyses	Cert	RL	Qual	Result	Spike	SPK Ref Val	%REC	Low Limit	High Limit	Date Analyzed
Lead		0.0150		0.504	0.5000	0	100.9	85	115	05/24/2023
Lead		0.0150		0.491	0.5000	0	98.3	85	115	05/25/2023
Lithium	*	0.0050		0.488	0.5000	0	97.6	85	115	05/24/2023
Lithium	*	0.0050		0.509	0.5000	0	101.9	85	115	05/27/2023
Magnesium		0.0500		2.56	2.500	0	102.4	85	115	05/25/2023
Magnesium		0.0500		2.39	2.500	0	95.5	85	115	05/24/2023
Magnesium		0.0500		2.61	2.500	0	104.5	85	115	05/27/2023
Magnesium		0.0500		2.44	2.500	0	97.6	85	115	05/24/2023
Manganese		0.0070		0.535	0.5000	0	107.1	85	115	05/27/2023
Manganese		0.0070		0.512	0.5000	0	102.5	85	115	05/25/2023
Manganese		0.0070		0.512	0.5000	0	102.3	85	115	05/24/2023
Manganese		0.0070		0.508	0.5000	0	101.6	85	115	05/24/2023
Molybdenum		0.0100		0.522	0.5000	0	104.5	85	115	05/27/2023
Molybdenum		0.0100		0.498	0.5000	0	99.7	85	115	05/25/2023
Molybdenum		0.0100		0.494	0.5000	0	98.9	85	115	05/24/2023
Molybdenum		0.0100		0.486	0.5000	0	97.1	85	115	05/24/2023
Potassium		0.100		2.54	2.500	0	101.4	85	115	05/25/2023
Potassium		0.100		2.77	2.500	0	111.0	85	115	05/24/2023
Potassium		0.100		2.70	2.500	0	107.9	85	115	05/24/2023
Silicon	*	0.0500		0.566	0.5000	0	113.2	85	115	05/25/2023
Silicon	*	0.0500		0.467	0.5000	0	93.4	85	115	05/27/2023
Sodium		0.0500		2.50	2.500	0	100.0	85	115	05/24/2023
Sodium		0.0500		2.25	2.500	0	90.0	85	115	05/25/2023
Sodium		0.0500		2.58	2.500	0	103.3	85	115	05/24/2023
Sodium		0.0500		2.39	2.500	0	95.5	85	115	05/27/2023

Batch 206524 SampType: MS Units mg/L

SampID: 23050523-002CMS

Analyses	Cert	RL	Qual	Result	Spike	SPK Ref Val	%REC	Low Limit	High Limit	Date Analyzed
Iron		0.0400		2.17	2.000	0.05480	105.8	75	125	05/24/2023
Manganese		0.0070		0.596	0.5000	0.08430	102.4	75	125	05/24/2023



Quality Control Results

<http://www.teklabinc.com/>

Client: Ramboll

Work Order: 23050523

Client Project: BAL-23Q2

Report Date: 19-Jun-23

SW-846 3005A, 6010B, METALS BY ICP (TOTAL)

Batch	206524	SampType:	MSD	Units mg/L			RPD Limit: 20			
SampID: 23050523-002CMSD										
Analyses	Cert	RL	Qual	Result	Spike	SPK Ref Val	%REC	RPD Ref Val	%RPD	Date Analyzed
Iron		0.0400		2.11	2.000	0.05480	102.8	2.170	2.80	05/24/2023
Manganese		0.0070		0.581	0.5000	0.08430	99.4	0.5964	2.56	05/24/2023

Batch	206553	SampType:	MBLK	Units mg/L						
SampID: MBLK-206553										
Analyses	Cert	RL	Qual	Result	Spike	SPK Ref Val	%REC	Low Limit	High Limit	Date Analyzed
Aluminum		0.0250		< 0.0250	0.0127	0	0	-100	100	05/25/2023
Arsenic		0.0250		< 0.0250	0.0087	0	0	-100	100	05/25/2023
Barium		0.0025		< 0.0025	0.0007	0	0	-100	100	05/25/2023
Beryllium		0.0005		< 0.0005	0.0002	0	0	-100	100	05/25/2023
Boron		0.0200		< 0.0200	0.0090	0	0	-100	100	05/26/2023
Cadmium		0.0020		< 0.0020	0.0005	0	0	-100	100	05/25/2023
Calcium		0.100		< 0.100	0.0350	0	0	-100	100	05/25/2023
Chromium		0.0050		< 0.0050	0.0028	0	0	-100	100	05/25/2023
Iron		0.0400		< 0.0400	0.0200	0	0	-100	100	05/25/2023
Lead		0.0150		< 0.0150	0.0040	0	0	-100	100	05/25/2023
Lithium	*	0.0050		< 0.0050	0.0019	0	0	-100	100	05/25/2023
Magnesium		0.0500		< 0.0500	0.0055	0	0	-100	100	05/25/2023
Manganese		0.0070		< 0.0070	0.0025	0	0	-100	100	05/25/2023
Molybdenum		0.0100		< 0.0100	0.0037	0	0	-100	100	05/25/2023
Potassium		0.100		< 0.100	0.0400	0	0	-100	100	05/25/2023
Silicon	*	0.0500		< 0.0500	0.0122	0	0	-100	100	05/25/2023
Sodium		0.0500		< 0.0500	0.0180	0	0	-100	100	05/25/2023



Quality Control Results

<http://www.teklabinc.com/>

Client: Ramboll

Work Order: 23050523

Client Project: BAL-23Q2

Report Date: 19-Jun-23

SW-846 3005A, 6010B, METALS BY ICP (TOTAL)

Batch 206553 SampType: LCS Units mg/L

SampID: LCS-206553

Analyses	Cert	RL	Qual	Result	Spike	SPK Ref Val	%REC	Low Limit	High Limit	Date Analyzed
Aluminum		0.0250		1.99	2.000	0	99.6	85	115	05/25/2023
Arsenic		0.0250		0.506	0.5000	0	101.2	85	115	05/25/2023
Barium		0.0025		2.08	2.000	0	104.0	85	115	05/25/2023
Beryllium		0.0005		0.0508	0.0500	0	101.6	85	115	05/25/2023
Boron		0.0200		0.503	0.5000	0	100.6	85	115	05/31/2023
Cadmium		0.0020		0.0490	0.0500	0	98.0	85	115	05/25/2023
Calcium		0.100		2.63	2.500	0	105.2	85	115	05/25/2023
Chromium		0.0050		0.196	0.2000	0	98.0	85	115	05/25/2023
Iron		0.0400		1.98	2.000	0	99.2	85	115	05/25/2023
Lead		0.0150		0.500	0.5000	0	100.1	85	115	05/25/2023
Lithium	*	0.0050		0.557	0.5000	0	111.3	85	115	05/25/2023
Magnesium		0.0500		2.50	2.500	0	100.0	85	115	05/25/2023
Manganese		0.0070		0.494	0.5000	0	98.9	85	115	05/25/2023
Molybdenum		0.0100		0.483	0.5000	0	96.6	85	115	05/25/2023
Potassium		0.100		2.49	2.500	0	99.6	85	115	05/25/2023
Silicon	*	0.0500		0.472	0.5000	0	94.4	85	115	05/25/2023
Sodium		0.0500		2.37	2.500	0	94.9	85	115	05/25/2023

Batch 206553 SampType: MS Units mg/L

SampID: 23050523-014BMS

Analyses	Cert	RL	Qual	Result	Spike	SPK Ref Val	%REC	Low Limit	High Limit	Date Analyzed
Arsenic		0.0250		0.513	0.5000	0	102.6	75	125	05/25/2023
Barium		0.0025		2.15	2.000	0.09220	102.7	75	125	05/25/2023
Beryllium		0.0005		0.0506	0.0500	0	101.2	75	125	05/25/2023
Boron		0.0200		1.32	0.5000	0.7538	112.2	75	125	05/26/2023
Cadmium		0.0020		0.0488	0.0500	0	97.6	75	125	05/25/2023
Calcium		0.100	S	48.8	2.500	43.36	218.4	75	125	05/25/2023
Chromium		0.0050		0.197	0.2000	0	98.4	75	125	05/25/2023
Lead		0.0150		0.497	0.5000	0	99.4	75	125	05/25/2023
Lithium		0.0050		0.590	0.5000	0.04470	109.0	75	125	05/25/2023
Magnesium		0.0500	S	18.4	2.500	14.87	139.6	75	125	05/25/2023
Molybdenum		0.0100		0.489	0.5000	0.007500	96.4	75	125	05/25/2023
Potassium		0.100		5.47	2.500	2.673	112.0	75	125	05/25/2023
Sodium		0.0500	S	242	2.500	226.0	644.0	75	125	05/25/2023



Quality Control Results

<http://www.teklabinc.com/>

Client: Ramboll

Work Order: 23050523

Client Project: BAL-23Q2

Report Date: 19-Jun-23

SW-846 3005A, 6010B, METALS BY ICP (TOTAL)

Batch 206553		SampType: MSD		Units mg/L			RPD Limit: 20			
SampID: 23050523-014BMSD										
Analyses	Cert	RL	Qual	Result	Spike	SPK Ref Val	%REC	RPD Ref Val	%RPD	Date Analyzed
Arsenic		0.0250		0.508	0.5000	0	101.5	0.5129	1.02	05/25/2023
Barium		0.0025		2.14	2.000	0.09220	102.5	2.146	0.19	05/25/2023
Beryllium		0.0005		0.0507	0.0500	0	101.4	0.05060	0.20	05/25/2023
Boron		0.0200		1.32	0.5000	0.7538	113.4	1.315	0.46	05/26/2023
Cadmium		0.0020		0.0488	0.0500	0	97.6	0.04880	0.00	05/25/2023
Calcium		0.100	S	49.4	2.500	43.36	243.2	48.82	1.26	05/25/2023
Chromium		0.0050		0.196	0.2000	0	98.0	0.1967	0.41	05/25/2023
Lead		0.0150		0.497	0.5000	0	99.5	0.4968	0.12	05/25/2023
Lithium		0.0050		0.590	0.5000	0.04470	109.1	0.5897	0.08	05/25/2023
Magnesium		0.0500	S	18.5	2.500	14.87	146.8	18.36	0.98	05/25/2023
Molybdenum		0.0100		0.489	0.5000	0.007500	96.4	0.4893	0.00	05/25/2023
Potassium		0.100		5.50	2.500	2.673	113.0	5.474	0.42	05/25/2023
Sodium		0.0500	S	245	2.500	226.0	752.0	242.1	1.11	05/25/2023

Batch 206614		SampType: MBLK		Units mg/L						
SampID: MBLK-206614										
Analyses	Cert	RL	Qual	Result	Spike	SPK Ref Val	%REC	Low Limit	High Limit	Date Analyzed
Aluminum		0.0250		< 0.0250	0.0127	0	0	-100	100	05/26/2023
Arsenic		0.0250		< 0.0250	0.0087	0	0	-100	100	05/26/2023
Barium		0.0025		< 0.0025	0.0007	0	0	-100	100	05/26/2023
Beryllium		0.0005		< 0.0005	0.0002	0	0	-100	100	05/26/2023
Boron		0.0200		< 0.0200	0.0090	0	0	-100	100	05/26/2023
Cadmium		0.0020		< 0.0020	0.0005	0	0	-100	100	05/26/2023
Calcium		0.100		< 0.100	0.0350	0	0	-100	100	05/26/2023
Chromium		0.0050		< 0.0050	0.0028	0	0	-100	100	05/26/2023
Iron		0.0400		< 0.0400	0.0200	0	0	-100	100	05/26/2023
Lead		0.0150		< 0.0150	0.0040	0	0	-100	100	05/26/2023
Lithium	*	0.0050		< 0.0050	0.0019	0	0	-100	100	05/26/2023
Magnesium		0.0500		< 0.0500	0.0055	0	0	-100	100	05/26/2023
Manganese		0.0070		< 0.0070	0.0025	0	0	-100	100	05/26/2023
Molybdenum		0.0100		< 0.0100	0.0037	0	0	-100	100	05/26/2023
Potassium		0.100		< 0.100	0.0400	0	0	-100	100	05/26/2023
Silicon	*	0.0500		< 0.0500	0.0122	0	0	-100	100	05/26/2023
Sodium		0.0500		< 0.0500	0.0180	0	0	-100	100	05/26/2023



Quality Control Results

<http://www.teklabinc.com/>

Client: Ramboll

Work Order: 23050523

Client Project: BAL-23Q2

Report Date: 19-Jun-23

SW-846 3005A, 6010B, METALS BY ICP (TOTAL)

Batch 206614 SampType: LCS Units mg/L

SampID: LCS-206614

Analyses	Cert	RL	Qual	Result	Spike	SPK Ref Val	%REC	Low Limit	High Limit	Date Analyzed
Aluminum		0.0250		2.04	2.000	0	102.0	85	115	05/27/2023
Arsenic		0.0250		0.536	0.5000	0	107.3	85	115	05/27/2023
Barium		0.0025		2.13	2.000	0	106.7	85	115	05/27/2023
Beryllium		0.0005		0.0526	0.0500	0	105.2	85	115	05/27/2023
Boron		0.0200		0.511	0.5000	0	102.2	85	115	05/27/2023
Cadmium		0.0020		0.0517	0.0500	0	103.4	85	115	05/27/2023
Calcium		0.100		2.69	2.500	0	107.8	85	115	05/27/2023
Chromium		0.0050		0.208	0.2000	0	104.2	85	115	05/27/2023
Iron		0.0400		2.10	2.000	0	105.0	85	115	05/27/2023
Lead		0.0150		0.516	0.5000	0	103.3	85	115	05/27/2023
Lithium	*	0.0050		0.507	0.5000	0	101.5	85	115	05/27/2023
Magnesium		0.0500		2.59	2.500	0	103.7	85	115	05/27/2023
Manganese		0.0070		0.528	0.5000	0	105.6	85	115	05/27/2023
Molybdenum		0.0100		0.513	0.5000	0	102.7	85	115	05/27/2023
Potassium		0.100		2.48	2.500	0	99.3	85	115	05/27/2023
Silicon	*	0.0500		0.459	0.5000	0	91.7	85	115	05/27/2023
Sodium		0.0500		2.37	2.500	0	94.6	85	115	05/27/2023



Quality Control Results

<http://www.teklabinc.com/>

Client: Ramboll

Work Order: 23050523

Client Project: BAL-23Q2

Report Date: 19-Jun-23

SW-846 3005A, 6010B, METALS BY ICP (TOTAL)

Batch	SampType:	Units	mg/L							RPD Limit:	
206614	LCSD									20	
SampID: LCSD-206614											
Analyses	Cert	RL	Qual	Result	Spike	SPK Ref Val	%REC	RPD Ref Val	%RPD	Date Analyzed	
Aluminium		0.0250		2.08	2.000	0	104.1	2.040	2.04	05/27/2023	
Arsenic		0.0250		0.542	0.5000	0	108.3	0.5365	0.95	05/27/2023	
Barium		0.0025		2.17	2.000	0	108.4	2.134	1.53	05/27/2023	
Beryllium		0.0005		0.0533	0.0500	0	106.6	0.05260	1.32	05/27/2023	
Boron		0.0200		0.524	0.5000	0	104.7	0.5111	2.40	05/27/2023	
Cadmium		0.0020		0.0524	0.0500	0	104.8	0.05170	1.34	05/27/2023	
Calcium		0.100		2.71	2.500	0	108.4	2.694	0.59	05/27/2023	
Chromium		0.0050		0.212	0.2000	0	106.0	0.2085	1.71	05/27/2023	
Iron		0.0400		2.13	2.000	0	106.4	2.099	1.42	05/27/2023	
Lead		0.0150		0.525	0.5000	0	105.1	0.5163	1.75	05/27/2023	
Lithium	*	0.0050		0.513	0.5000	0	102.6	0.5074	1.12	05/27/2023	
Magnesium		0.0500		2.62	2.500	0	104.7	2.593	0.92	05/27/2023	
Manganese		0.0070		0.536	0.5000	0	107.2	0.5280	1.54	05/27/2023	
Molybdenum		0.0100		0.520	0.5000	0	104.0	0.5134	1.32	05/27/2023	
Potassium		0.100		2.51	2.500	0	100.6	2.483	1.24	05/27/2023	
Silicon	*	0.0500		0.478	0.5000	0	95.7	0.4587	4.20	05/27/2023	
Sodium		0.0500		2.40	2.500	0	95.8	2.366	1.26	05/27/2023	



Quality Control Results

<http://www.teklabinc.com/>

Client: Ramboll

Work Order: 23050523

Client Project: BAL-23Q2

Report Date: 19-Jun-23

SW-846 3005A, 6010B, METALS BY ICP (TOTAL)

Batch 206685 SampType: MBLK Units mg/L

SampID: MBLK-206685

Analyses	Cert	RL	Qual	Result	Spike	SPK Ref Val	%REC	Low Limit	High Limit	Date Analyzed
Aluminum		0.0250		< 0.0250	0.0127	0	0	-100	100	06/05/2023
Aluminum		0.0250		< 0.0250	0.0127	0	0	-100	100	05/31/2023
Arsenic		0.0250		< 0.0250	0.0087	0	0	-100	100	06/05/2023
Arsenic		0.0250		< 0.0250	0.0087	0	0	-100	100	05/31/2023
Barium		0.0025		< 0.0025	0.0007	0	0	-100	100	06/05/2023
Barium		0.0025		< 0.0025	0.0007	0	0	-100	100	05/31/2023
Beryllium		0.0005		< 0.0005	0.0002	0	0	-100	100	05/31/2023
Boron		0.0200		< 0.0200	0.0090	0	0	-100	100	06/05/2023
Boron		0.0200		< 0.0200	0.0090	0	0	-100	100	05/31/2023
Cadmium		0.0020		< 0.0020	0.0005	0	0	-100	100	06/05/2023
Cadmium		0.0020		< 0.0020	0.0005	0	0	-100	100	05/31/2023
Calcium		0.100		< 0.100	0.0350	0	0	-100	100	06/05/2023
Calcium		0.100		< 0.100	0.0350	0	0	-100	100	05/31/2023
Chromium		0.0050		< 0.0050	0.0028	0	0	-100	100	06/05/2023
Chromium		0.0050		< 0.0050	0.0028	0	0	-100	100	05/31/2023
Iron		0.0400		< 0.0400	0.0200	0	0	-100	100	06/05/2023
Iron		0.0400		< 0.0400	0.0200	0	0	-100	100	05/31/2023
Lead		0.0150		< 0.0150	0.0040	0	0	-100	100	05/31/2023
Lead		0.0150		< 0.0150	0.0040	0	0	-100	100	06/05/2023
Lithium	*	0.0050		< 0.0050	0.0019	0	0	-100	100	05/31/2023
Magnesium		0.0500		< 0.0500	0.0055	0	0	-100	100	06/05/2023
Magnesium		0.0500		< 0.0500	0.0055	0	0	-100	100	05/31/2023
Manganese		0.0070		< 0.0070	0.0025	0	0	-100	100	06/05/2023
Manganese		0.0070		< 0.0070	0.0025	0	0	-100	100	05/31/2023
Molybdenum		0.0100		< 0.0100	0.0037	0	0	-100	100	05/31/2023
Molybdenum		0.0100		< 0.0100	0.0037	0	0	-100	100	06/05/2023
Potassium		0.100		< 0.100	0.0400	0	0	-100	100	06/05/2023
Sodium		0.0500		< 0.0500	0.0180	0	0	-100	100	06/05/2023
Sodium		0.0500		< 0.0500	0.0180	0	0	-100	100	05/31/2023



Quality Control Results

<http://www.teklabinc.com/>

Client: Ramboll

Work Order: 23050523

Client Project: BAL-23Q2

Report Date: 19-Jun-23

SW-846 3005A, 6010B, METALS BY ICP (TOTAL)

Batch 206685 SampType: LCS Units mg/L

SampID: LCS-206685

Analyses	Cert	RL	Qual	Result	Spike	SPK Ref Val	%REC	Low Limit	High Limit	Date Analyzed
Aluminum		0.0250		1.91	2.000	0	95.7	85	115	06/05/2023
Aluminum		0.0250		1.95	2.000	0	97.5	85	115	05/31/2023
Arsenic		0.0250		0.524	0.5000	0	104.8	85	115	06/05/2023
Arsenic		0.0250		0.513	0.5000	0	102.5	85	115	05/31/2023
Barium		0.0025		2.03	2.000	0	101.5	85	115	06/05/2023
Barium		0.0025		2.02	2.000	0	100.8	85	115	05/31/2023
Beryllium		0.0005		0.0507	0.0500	0	101.4	85	115	05/31/2023
Boron		0.0200		0.499	0.5000	0	99.7	85	115	06/05/2023
Boron		0.0200		0.493	0.5000	0	98.5	85	115	05/31/2023
Cadmium		0.0020		0.0526	0.0500	0	105.2	85	115	06/05/2023
Cadmium		0.0020		0.0502	0.0500	0	100.4	85	115	05/31/2023
Calcium		0.100		2.54	2.500	0	101.6	85	115	06/05/2023
Calcium		0.100		2.53	2.500	0	101.1	85	115	05/31/2023
Chromium		0.0050		0.199	0.2000	0	99.3	85	115	06/05/2023
Chromium		0.0050		0.198	0.2000	0	99.2	85	115	05/31/2023
Iron		0.0400		2.08	2.000	0	104.0	85	115	06/05/2023
Iron		0.0400		1.97	2.000	0	98.6	85	115	05/31/2023
Lead		0.0150		0.501	0.5000	0	100.1	85	115	06/05/2023
Lead		0.0150		0.511	0.5000	0	102.1	85	115	05/31/2023
Lithium		0.0050		0.526	0.5000	0	105.3	85	115	05/31/2023
Magnesium		0.0500		2.43	2.500	0	97.1	85	115	06/05/2023
Magnesium		0.0500		2.60	2.500	0	104.1	85	115	05/31/2023
Manganese		0.0070		0.499	0.5000	0	99.9	85	115	06/05/2023
Manganese		0.0070		0.498	0.5000	0	99.6	85	115	05/31/2023
Molybdenum		0.0100		0.486	0.5000	0	97.2	85	115	06/05/2023
Molybdenum		0.0100		0.472	0.5000	0	94.3	85	115	05/31/2023
Potassium		0.100		2.59	2.500	0	103.5	85	115	06/05/2023
Sodium		0.0500		2.50	2.500	0	100.2	85	115	06/05/2023
Sodium		0.0500		2.33	2.500	0	93.3	85	115	05/31/2023



Quality Control Results

<http://www.teklabinc.com/>

Client: Ramboll

Work Order: 23050523

Client Project: BAL-23Q2

Report Date: 19-Jun-23

SW-846 3005A, 6020A, METALS BY ICPMS (TOTAL)

Batch 206255 SampType: MBLK Units mg/L

SampID: MBLK-206255

Analyses	Cert	RL	Qual	Result	Spike	SPK Ref Val	%REC	Low Limit	High Limit	Date Analyzed
Antimony		0.0010		< 0.0010	0.0004	0	0	-100	100	05/17/2023
Cobalt		0.0010		< 0.0010	0.0001	0	0	-100	100	05/17/2023
Selenium		0.0010		< 0.0010	0.0006	0	0	-100	100	05/17/2023
Thallium		0.0020		< 0.0020	0.0010	0	0	-100	100	05/17/2023

Batch 206255 SampType: LCS Units mg/L

SampID: LCS-206255

Analyses	Cert	RL	Qual	Result	Spike	SPK Ref Val	%REC	Low Limit	High Limit	Date Analyzed
Antimony		0.0010		0.502	0.5000	0	100.3	80	120	05/17/2023
Cobalt		0.0010		0.478	0.5000	0	95.5	80	120	05/17/2023
Selenium		0.0010		0.500	0.5000	0	99.9	80	120	05/18/2023
Thallium		0.0020		0.234	0.2500	0	93.6	80	120	05/17/2023

Batch 206255 SampType: MS Units mg/L

SampID: 23050523-011CMS

Analyses	Cert	RL	Qual	Result	Spike	SPK Ref Val	%REC	Low Limit	High Limit	Date Analyzed
Antimony		0.0010	S	0.635	0.5000	0	127.0	75	125	05/17/2023
Cobalt		0.0010		0.596	0.5000	0.0004864	119.1	75	125	05/17/2023
Selenium		0.0010		0.488	0.5000	0	97.7	75	125	05/18/2023
Thallium		0.0020		0.279	0.2500	0	111.7	75	125	05/17/2023

Batch 206255 SampType: MSD Units mg/L

RPD Limit: 20

SampID: 23050523-011CMSD

Analyses	Cert	RL	Qual	Result	Spike	SPK Ref Val	%REC	RPD Ref Val	%RPD	Date Analyzed
Antimony		0.0010		0.602	0.5000	0	120.5	0.6350	5.26	05/17/2023
Cobalt		0.0010	S	0.626	0.5000	0.0004864	125.1	0.5959	4.91	05/17/2023
Selenium		0.0010		0.496	0.5000	0	99.2	0.4883	1.54	05/18/2023
Thallium		0.0020		0.307	0.2500	0	122.7	0.2792	9.45	05/17/2023

Batch 206278 SampType: MBLK Units mg/L

SampID: MBLK-206278

Analyses	Cert	RL	Qual	Result	Spike	SPK Ref Val	%REC	Low Limit	High Limit	Date Analyzed
Antimony		0.0010		< 0.0010	0.0004	0	0	-100	100	05/18/2023
Cobalt		0.0010		< 0.0010	0.0003	0	0	-100	100	05/18/2023
Selenium		0.0010		< 0.0010	0.0006	0	0	-100	100	05/18/2023
Thallium		0.0020		< 0.0020	0.0010	0	0	-100	100	05/18/2023



Quality Control Results

<http://www.teklabinc.com/>

Client: Ramboll

Work Order: 23050523

Client Project: BAL-23Q2

Report Date: 19-Jun-23

SW-846 3005A, 6020A, METALS BY ICPMS (TOTAL)

Batch 206278 SampType: LCS Units mg/L

SampID: LCS-206278

Analyses	Cert	RL	Qual	Result	Spike	SPK Ref Val	%REC	Low Limit	High Limit	Date Analyzed
Antimony		0.0010		0.514	0.5000	0	102.7	80	120	05/18/2023
Cobalt		0.0010		0.521	0.5000	0	104.1	80	120	05/18/2023
Selenium		0.0010		0.541	0.5000	0	108.3	80	120	05/19/2023
Thallium		0.0020		0.255	0.2500	0	102.1	80	120	05/18/2023

Batch 206278 SampType: MS Units mg/L

SampID: 23050523-027CMS

Analyses	Cert	RL	Qual	Result	Spike	SPK Ref Val	%REC	Low Limit	High Limit	Date Analyzed
Antimony		0.0010		1.17	1.000	0	116.8	75	125	05/18/2023
Cobalt		0.0010		1.01	1.000	0.002143	100.4	75	125	05/18/2023
Selenium		0.0010		1.00	1.000	0	100.3	75	125	05/18/2023
Thallium		0.0020		0.538	0.5000	0	107.6	75	125	05/18/2023

Batch 206278 SampType: MSD Units mg/L

RPD Limit: 20

SampID: 23050523-027CMSD

Analyses	Cert	RL	Qual	Result	Spike	SPK Ref Val	%REC	RPD Ref Val	%RPD	Date Analyzed
Antimony		0.0010		1.19	1.000	0	119.0	1.168	1.83	05/18/2023
Cobalt		0.0010		1.01	1.000	0.002143	101.3	1.006	0.89	05/18/2023
Selenium		0.0010		0.996	1.000	0	99.6	1.003	0.63	05/18/2023
Thallium		0.0020		0.538	0.5000	0	107.7	0.5380	0.09	05/18/2023

Batch 206326 SampType: MBLK Units mg/L

SampID: MBLK-206326

Analyses	Cert	RL	Qual	Result	Spike	SPK Ref Val	%REC	Low Limit	High Limit	Date Analyzed
Antimony		0.0010		< 0.0010	0.0004	0	0	-100	100	05/19/2023
Cobalt		0.0010		< 0.0010	0.0001	0	0	-100	100	05/19/2023
Selenium		0.0010		< 0.0010	0.0006	0	0	-100	100	05/19/2023
Thallium		0.0020		< 0.0020	0.0010	0	0	-100	100	05/19/2023

Batch 206326 SampType: LCS Units mg/L

SampID: LCS-206326

Analyses	Cert	RL	Qual	Result	Spike	SPK Ref Val	%REC	Low Limit	High Limit	Date Analyzed
Antimony		0.0010		0.496	0.5000	0	99.2	80	120	05/22/2023
Cobalt		0.0010		0.498	0.5000	0	99.7	80	120	05/19/2023
Selenium		0.0010		0.511	0.5000	0	102.1	80	120	05/22/2023
Thallium		0.0020		0.243	0.2500	0	97.4	80	120	05/19/2023



Quality Control Results

<http://www.teklabinc.com/>

Client: Ramboll

Work Order: 23050523

Client Project: BAL-23Q2

Report Date: 19-Jun-23

SW-846 3005A, 6020A, METALS BY ICPMS (TOTAL)

Batch 206326 SampType: MS Units mg/L

SampID: 23050523-045CMS

Analyses	Cert	RL	Qual	Result	Spike	SPK Ref Val	%REC	Low Limit	High Limit	Date Analyzed
Antimony		0.0010		0.494	0.5000	0	98.9	75	125	05/22/2023
Cobalt		0.0010		0.500	0.5000	0.0007559	99.9	75	125	05/19/2023
Selenium		0.0010		0.515	0.5000	0	103.0	75	125	05/22/2023
Thallium		0.0020		0.258	0.2500	0	103.2	75	125	05/19/2023

Batch 206326 SampType: MSD Units mg/L

RPD Limit: 20

SampID: 23050523-045CMSD

Analyses	Cert	RL	Qual	Result	Spike	SPK Ref Val	%REC	RPD Ref Val	%RPD	Date Analyzed
Antimony		0.0010		0.481	0.5000	0	96.1	0.4944	2.80	05/22/2023
Cobalt		0.0010		0.464	0.5000	0.0007559	92.7	0.5001	7.40	05/19/2023
Selenium		0.0010		0.486	0.5000	0	97.3	0.5151	5.72	05/22/2023
Thallium		0.0020		0.249	0.2500	0	99.6	0.2581	3.54	05/19/2023

Batch 206399 SampType: MBLK Units mg/L

SampID: MBLK-206399

Analyses	Cert	RL	Qual	Result	Spike	SPK Ref Val	%REC	Low Limit	High Limit	Date Analyzed
Antimony		0.0010		< 0.0010	0.0004	0	0	-100	100	05/22/2023
Cobalt		0.0010		< 0.0010	0.0001	0	0	-100	100	05/22/2023
Selenium		0.0010		< 0.0010	0.0006	0	0	-100	100	05/22/2023
Thallium		0.0020		< 0.0020	0.0010	0	0	-100	100	05/22/2023

Batch 206399 SampType: LCS Units mg/L

SampID: LCS-206399

Analyses	Cert	RL	Qual	Result	Spike	SPK Ref Val	%REC	Low Limit	High Limit	Date Analyzed
Antimony		0.0010		0.535	0.5000	0	106.9	80	120	05/22/2023
Cobalt		0.0010		0.554	0.5000	0	110.8	80	120	05/22/2023
Selenium		0.0010		0.556	0.5000	0	111.2	80	120	05/22/2023
Thallium		0.0020		0.271	0.2500	0	108.4	80	120	05/22/2023

Batch 206399 SampType: MS Units mg/L

SampID: 23050523-021CMS

Analyses	Cert	RL	Qual	Result	Spike	SPK Ref Val	%REC	Low Limit	High Limit	Date Analyzed
Antimony		0.0010		0.484	0.5000	0.001086	96.5	75	125	05/22/2023
Cobalt		0.0010		0.479	0.5000	0	95.8	75	125	05/22/2023
Selenium		0.0010		0.493	0.5000	0	98.6	75	125	05/22/2023
Thallium		0.0020		0.242	0.2500	0	96.8	75	125	05/22/2023



Quality Control Results

<http://www.teklabinc.com/>

Client: Ramboll

Work Order: 23050523

Client Project: BAL-23Q2

Report Date: 19-Jun-23

SW-846 3005A, 6020A, METALS BY ICPMS (TOTAL)

Batch 206399		SampType: MSD		Units mg/L		RPD Limit: 20				
SampID: 23050523-021CMSD										
Analyses	Cert	RL	Qual	Result	Spike	SPK Ref Val	%REC	RPD Ref Val	%RPD	Date Analyzed
Antimony		0.0010		0.488	0.5000	0.001086	97.3	0.4836	0.83	05/22/2023
Cobalt		0.0010		0.487	0.5000	0	97.5	0.4789	1.75	05/22/2023
Selenium		0.0010		0.501	0.5000	0	100.2	0.4928	1.66	05/22/2023
Thallium		0.0020		0.247	0.2500	0	98.7	0.2419	1.95	05/22/2023

Batch 206421		SampType: MBLK		Units mg/L						
SampID: MBLK-206421										
Analyses	Cert	RL	Qual	Result	Spike	SPK Ref Val	%REC	Low Limit	High Limit	Date Analyzed
Antimony		0.0010		< 0.0010	0.0004	0	0	-100	100	05/23/2023
Cobalt		0.0010		< 0.0010	0.0001	0	0	-100	100	05/23/2023
Selenium		0.0010		< 0.0010	0.0006	0	0	-100	100	05/23/2023
Thallium		0.0020		< 0.0020	0.0010	0	0	-100	100	05/23/2023

Batch 206421		SampType: LCS		Units mg/L						
SampID: LCS-206421										
Analyses	Cert	RL	Qual	Result	Spike	SPK Ref Val	%REC	Low Limit	High Limit	Date Analyzed
Antimony		0.0010		0.484	0.5000	0	96.8	80	120	05/23/2023
Cobalt		0.0010		0.476	0.5000	0	95.3	80	120	05/23/2023
Selenium		0.0010		0.496	0.5000	0	99.1	80	120	05/23/2023
Thallium		0.0020		0.231	0.2500	0	92.3	80	120	05/23/2023

Batch 206421		SampType: MS		Units mg/L						
SampID: 23050523-009BMS										
Analyses	Cert	RL	Qual	Result	Spike	SPK Ref Val	%REC	Low Limit	High Limit	Date Analyzed
Cobalt		0.0010		0.423	0.5000	0.005863	83.5	75	125	05/23/2023
Selenium		0.0010		0.439	0.5000	0	87.8	75	125	05/23/2023
Thallium		0.0020		0.213	0.2500	0	85.3	75	125	05/23/2023

Batch 206421		SampType: MSD		Units mg/L		RPD Limit: 20				
SampID: 23050523-009BMSD										
Analyses	Cert	RL	Qual	Result	Spike	SPK Ref Val	%REC	RPD Ref Val	%RPD	Date Analyzed
Cobalt		0.0010		0.440	0.5000	0.005863	86.8	0.4235	3.85	05/23/2023
Selenium		0.0010		0.448	0.5000	0	89.5	0.4389	1.94	05/23/2023
Thallium		0.0020		0.227	0.2500	0	91.0	0.2132	6.44	05/23/2023



Quality Control Results

<http://www.teklabinc.com/>

Client: Ramboll

Work Order: 23050523

Client Project: BAL-23Q2

Report Date: 19-Jun-23

SW-846 3005A, 6020A, METALS BY ICPMS (TOTAL)

Batch 206524 SampType: MBLK Units mg/L

SampID: MBLK-206524

Analyses	Cert	RL	Qual	Result	Spike	SPK Ref Val	%REC	Low Limit	High Limit	Date Analyzed
Antimony		0.0010		< 0.0010	0.0004	0	0	-100	100	05/25/2023
Cobalt		0.0010		< 0.0010	0.0001	0	0	-100	100	05/25/2023
Selenium		0.0010		< 0.0010	0.0006	0	0	-100	100	05/25/2023
Thallium		0.0020		< 0.0020	0.0010	0	0	-100	100	05/25/2023

Batch 206524 SampType: LCS Units mg/L

SampID: LCS-206524

Analyses	Cert	RL	Qual	Result	Spike	SPK Ref Val	%REC	Low Limit	High Limit	Date Analyzed
Antimony		0.0010		0.469	0.5000	0	93.8	80	120	05/25/2023
Cobalt		0.0010		0.468	0.5000	0	93.7	80	120	05/25/2023
Selenium		0.0010		0.481	0.5000	0	96.1	80	120	05/25/2023
Thallium		0.0020		0.226	0.2500	0	90.6	80	120	05/25/2023

Batch 206553 SampType: MBLK Units mg/L

SampID: MBLK-206553

Analyses	Cert	RL	Qual	Result	Spike	SPK Ref Val	%REC	Low Limit	High Limit	Date Analyzed
Antimony		0.0010		< 0.0010	0.0004	0	0	-100	100	05/27/2023
Cobalt		0.0010		< 0.0010	0.0001	0	0	-100	100	05/27/2023
Selenium		0.0010		< 0.0010	0.0006	0	0	-100	100	05/27/2023
Thallium		0.0020		< 0.0020	0.0010	0	0	-100	100	05/27/2023

Batch 206553 SampType: LCS Units mg/L

SampID: LCS-206553

Analyses	Cert	RL	Qual	Result	Spike	SPK Ref Val	%REC	Low Limit	High Limit	Date Analyzed
Antimony		0.0010		0.500	0.5000	0	100.0	85	115	05/27/2023
Cobalt		0.0010		0.506	0.5000	0	101.2	85	115	05/27/2023
Selenium		0.0010		0.501	0.5000	0	100.2	85	115	05/27/2023
Thallium		0.0020		0.238	0.2500	0	95.3	85	115	05/27/2023

Batch 206553 SampType: MS Units mg/L

SampID: 23050523-014BMS

Analyses	Cert	RL	Qual	Result	Spike	SPK Ref Val	%REC	Low Limit	High Limit	Date Analyzed
Antimony		0.0010		0.502	0.5000	0.003551	99.7	75	125	05/27/2023
Cobalt		0.0010		0.487	0.5000	0.0003913	97.3	75	125	05/27/2023
Selenium		0.0010		0.481	0.5000	0	96.1	75	125	05/27/2023
Thallium		0.0020		0.237	0.2500	0	94.8	75	125	05/27/2023



Quality Control Results

<http://www.teklabinc.com/>

Client: Ramboll

Work Order: 23050523

Client Project: BAL-23Q2

Report Date: 19-Jun-23

SW-846 3005A, 6020A, METALS BY ICPMS (TOTAL)

Batch 206553		SampType: MSD		Units mg/L				RPD Limit: 20			
SampID: 23050523-014BMSD											
Analyses	Cert	RL	Qual	Result	Spike	SPK Ref Val	%REC	RPD Ref Val	%RPD	Date Analyzed	
Antimony		0.0010		0.503	0.5000	0.003551	99.9	0.5019	0.23	05/27/2023	
Cobalt		0.0010		0.492	0.5000	0.0003913	98.3	0.4868	1.01	05/27/2023	
Selenium		0.0010		0.483	0.5000	0	96.6	0.4806	0.50	05/27/2023	
Thallium		0.0020		0.236	0.2500	0	94.5	0.2370	0.33	05/27/2023	

Batch 206614		SampType: MBLK		Units mg/L							
SampID: MBLK-206614											
Analyses	Cert	RL	Qual	Result	Spike	SPK Ref Val	%REC	Low Limit	High Limit	Date Analyzed	
Antimony		0.0010		< 0.0010	0.0004	0	0	-100	100	05/26/2023	
Cobalt		0.0010		< 0.0010	0.0001	0	0	-100	100	05/30/2023	
Selenium		0.0010		< 0.0010	0.0006	0	0	-100	100	05/26/2023	
Thallium		0.0020		< 0.0020	0.0010	0	0	-100	100	05/30/2023	

Batch 206614		SampType: LCS		Units mg/L							
SampID: LCS-206614											
Analyses	Cert	RL	Qual	Result	Spike	SPK Ref Val	%REC	Low Limit	High Limit	Date Analyzed	
Antimony		0.0010		0.522	0.5000	0	104.3	85	115	05/26/2023	
Cobalt		0.0010		0.523	0.5000	0	104.7	85	115	05/30/2023	
Selenium		0.0010		0.550	0.5000	0	110.0	85	115	05/26/2023	
Thallium		0.0020		0.254	0.2500	0	101.5	85	115	05/30/2023	

Batch 206614		SampType: LCSD		Units mg/L				RPD Limit: 20			
SampID: LCSD-206614											
Analyses	Cert	RL	Qual	Result	Spike	SPK Ref Val	%REC	RPD Ref Val	%RPD	Date Analyzed	
Antimony		0.0010		0.492	0.5000	0	98.3	0.5217	5.96	05/26/2023	
Cobalt		0.0010		0.535	0.5000	0	107.1	0.5233	2.30	05/30/2023	
Selenium		0.0010		0.522	0.5000	0	104.4	0.5498	5.16	05/26/2023	
Thallium		0.0020		0.254	0.2500	0	101.6	0.2538	0.07	05/30/2023	

Batch 206614		SampType: MS		Units mg/L							
SampID: 23050523-009BMS											
Analyses	Cert	RL	Qual	Result	Spike	SPK Ref Val	%REC	Low Limit	High Limit	Date Analyzed	
Antimony		0.0010		0.834	1.000	0	83.4	75	125	05/26/2023	



Quality Control Results

<http://www.teklabinc.com/>

Client: Ramboll

Work Order: 23050523

Client Project: BAL-23Q2

Report Date: 19-Jun-23

SW-846 3005A, 6020A, METALS BY ICPMS (TOTAL)

Batch	206614	SampType:	MSD	Units	mg/L	RPD Limit: 20					Date
SampID: 23050523-009BMSD											
Analyses	Cert	RL	Qual	Result	Spike	SPK Ref Val	%REC	RPD Ref Val	%RPD	Date Analyzed	
Antimony		0.0010		0.866	1.000	0	86.6	0.8340	3.82	05/26/2023	

SW-846 7470A (TOTAL)

Batch	206267	SampType:	MBLK	Units	mg/L						Date
SampID: MBLK-206267											
Analyses	Cert	RL	Qual	Result	Spike	SPK Ref Val	%REC	Low Limit	High Limit	Date Analyzed	
Mercury		0.00020		< 0.00020	0.0001	0	0	-100	100	05/17/2023	

Batch	206267	SampType:	LCS	Units	mg/L						Date
SampID: LCS-206267											
Analyses	Cert	RL	Qual	Result	Spike	SPK Ref Val	%REC	Low Limit	High Limit	Date Analyzed	
Mercury		0.00020		0.00451	0.0050	0	90.2	85	115	05/17/2023	

Batch	206267	SampType:	MS	Units	mg/L						Date
SampID: 23050523-012BMS											
Analyses	Cert	RL	Qual	Result	Spike	SPK Ref Val	%REC	Low Limit	High Limit	Date Analyzed	
Mercury		0.00020		0.00442	0.0050	0	88.5	75	125	05/17/2023	

Batch	206267	SampType:	MSD	Units	mg/L	RPD Limit: 15					Date
SampID: 23050523-012BMSD											
Analyses	Cert	RL	Qual	Result	Spike	SPK Ref Val	%REC	RPD Ref Val	%RPD	Date Analyzed	
Mercury		0.00020		0.00433	0.0050	0	86.6	0.004424	2.17	05/17/2023	

Batch	206322	SampType:	MBLK	Units	mg/L						Date
SampID: MBLK-206322											
Analyses	Cert	RL	Qual	Result	Spike	SPK Ref Val	%REC	Low Limit	High Limit	Date Analyzed	
Mercury		0.00020		< 0.00020	0.0001	0	0	-100	100	05/19/2023	

Batch	206322	SampType:	LCS	Units	mg/L						Date
SampID: LCS-206322											
Analyses	Cert	RL	Qual	Result	Spike	SPK Ref Val	%REC	Low Limit	High Limit	Date Analyzed	
Mercury		0.00020		0.00441	0.0050	0	88.2	85	115	05/19/2023	



Quality Control Results

<http://www.teklabinc.com/>

Client: Ramboll

Work Order: 23050523

Client Project: BAL-23Q2

Report Date: 19-Jun-23

SW-846 7470A (TOTAL)

Batch 206322		SampType: MS		Units mg/L						
SampID: 23050523-026CMS										
Analyses	Cert	RL	Qual	Result	Spike	SPK Ref Val	%REC	Low Limit	High Limit	Date Analyzed
Mercury		0.00020		0.00489	0.0050	0	97.8	75	125	05/19/2023

Batch 206322		SampType: MSD		Units mg/L							RPD Limit: 15
SampID: 23050523-026CMSD											
Analyses	Cert	RL	Qual	Result	Spike	SPK Ref Val	%REC	RPD Ref Val	%RPD	Date Analyzed	
Mercury		0.00020		0.00449	0.0050	0	89.8	0.004890	8.49	05/19/2023	

Batch 206403		SampType: MBLK		Units mg/L						
SampID: MBLK-206403										
Analyses	Cert	RL	Qual	Result	Spike	SPK Ref Val	%REC	Low Limit	High Limit	Date Analyzed
Mercury		0.00020		< 0.00020	0.0001	0	0	-100	100	05/22/2023

Batch 206403		SampType: LCS		Units mg/L						
SampID: LCS-206403										
Analyses	Cert	RL	Qual	Result	Spike	SPK Ref Val	%REC	Low Limit	High Limit	Date Analyzed
Mercury		0.00020		0.00532	0.0050	0	106.4	85	115	05/22/2023

Batch 206403		SampType: MS		Units mg/L						
SampID: 23050523-029CMS										
Analyses	Cert	RL	Qual	Result	Spike	SPK Ref Val	%REC	Low Limit	High Limit	Date Analyzed
Mercury		0.00020		0.00515	0.0050	0	102.9	75	125	05/22/2023

Batch 206403		SampType: MSD		Units mg/L							RPD Limit: 15
SampID: 23050523-029CMSD											
Analyses	Cert	RL	Qual	Result	Spike	SPK Ref Val	%REC	RPD Ref Val	%RPD	Date Analyzed	
Mercury		0.00020		0.00493	0.0050	0	98.6	0.005145	4.27	05/22/2023	

Batch 206426		SampType: MBLK		Units mg/L						
SampID: MBLK-206426										
Analyses	Cert	RL	Qual	Result	Spike	SPK Ref Val	%REC	Low Limit	High Limit	Date Analyzed
Mercury		0.00020		< 0.00020	0.0001	0	0	-100	100	05/22/2023

Batch 206426		SampType: LCS		Units mg/L						
SampID: LCS-206426										
Analyses	Cert	RL	Qual	Result	Spike	SPK Ref Val	%REC	Low Limit	High Limit	Date Analyzed
Mercury		0.00020		0.00521	0.0050	0	104.3	85	115	05/22/2023



Quality Control Results

<http://www.teklabinc.com/>

Client: Ramboll

Work Order: 23050523

Client Project: BAL-23Q2

Report Date: 19-Jun-23

SW-846 7470A (TOTAL)

Batch 206426		SampType: MS		Units mg/L							Date Analyzed
SampID: 23050523-025CMS											
Analyses	Cert	RL	Qual	Result	Spike	SPK Ref Val	%REC	Low Limit	High Limit	Date Analyzed	
Mercury		0.00020		0.00444	0.0050	0	88.8	75	125	05/22/2023	

Batch 206426		SampType: MSD		Units mg/L							RPD Limit: 15	Date Analyzed
SampID: 23050523-025CMSD												
Analyses	Cert	RL	Qual	Result	Spike	SPK Ref Val	%REC	RPD Ref Val	%RPD	Date Analyzed		
Mercury		0.00020		0.00428	0.0050	0	85.5	0.004441	3.78	05/22/2023		

Batch 206529		SampType: MBLK		Units mg/L							Date Analyzed
SampID: MBLK-206529											
Analyses	Cert	RL	Qual	Result	Spike	SPK Ref Val	%REC	Low Limit	High Limit	Date Analyzed	
Mercury		0.00020		< 0.00020	0.0001	0	0	-100	100	05/24/2023	

Batch 206529		SampType: LCS		Units mg/L							Date Analyzed
SampID: LCS-206529											
Analyses	Cert	RL	Qual	Result	Spike	SPK Ref Val	%REC	Low Limit	High Limit	Date Analyzed	
Mercury		0.00020		0.00520	0.0050	0	103.9	85	115	05/24/2023	

Batch 206529		SampType: MS		Units mg/L							Date Analyzed
SampID: 23050523-033CMS											
Analyses	Cert	RL	Qual	Result	Spike	SPK Ref Val	%REC	Low Limit	High Limit	Date Analyzed	
Mercury		0.00020		0.00488	0.0050	0	97.5	75	125	05/24/2023	

Batch 206529		SampType: MSD		Units mg/L							RPD Limit: 15	Date Analyzed
SampID: 23050523-033CMSD												
Analyses	Cert	RL	Qual	Result	Spike	SPK Ref Val	%REC	RPD Ref Val	%RPD	Date Analyzed		
Mercury		0.00020		0.00489	0.0050	0	97.8	0.004876	0.28	05/24/2023		

Batch 206550		SampType: MBLK		Units mg/L							Date Analyzed
SampID: MBLK-206550											
Analyses	Cert	RL	Qual	Result	Spike	SPK Ref Val	%REC	Low Limit	High Limit	Date Analyzed	
Mercury		0.00020		< 0.00020	0.0001	0	0	-100	100	05/25/2023	

Batch 206550		SampType: LCS		Units mg/L							Date Analyzed
SampID: LCS-206550											
Analyses	Cert	RL	Qual	Result	Spike	SPK Ref Val	%REC	Low Limit	High Limit	Date Analyzed	
Mercury		0.00020		0.00478	0.0050	0	95.5	85	115	05/25/2023	



Quality Control Results

<http://www.teklabinc.com/>

Client: Ramboll

Work Order: 23050523

Client Project: BAL-23Q2

Report Date: 19-Jun-23

SW-846 7470A (TOTAL)

Batch 206550		SampType: MS		Units mg/L						
SampID: 23050523-054CMS										
Analyses	Cert	RL	Qual	Result	Spike	SPK Ref Val	%REC	Low Limit	High Limit	Date Analyzed
Mercury		0.00020		0.00493	0.0050	0	98.7	75	125	05/25/2023

Batch 206550		SampType: MSD		Units mg/L							RPD Limit: 15
SampID: 23050523-054CMSD											
Analyses	Cert	RL	Qual	Result	Spike	SPK Ref Val	%REC	RPD Ref Val	%RPD	Date Analyzed	
Mercury		0.00020		0.00488	0.0050	0	97.6	0.004934	1.12	05/25/2023	



Receiving Check List

<http://www.teklabinc.com/>

Client: Ramboll

Work Order: 23050523

Client Project: BAL-23Q2

Report Date: 19-Jun-23

Carrier: Tracy Carroll

Received By: TWM

Completed by:

On:
24-May-23

Timothy W. Mathis
Timothy W. Mathis

Reviewed by:

On:
25-May-23

Elizabeth A. Hurley
Elizabeth A. Hurley

Pages to follow: Chain of custody

Extra pages included

- | | | | | |
|---|---|---|--------------------------------------|----------------------------------|
| Shipping container/cooler in good condition? | Yes <input checked="" type="checkbox"/> | No <input type="checkbox"/> | Not Present <input type="checkbox"/> | Temp °C 9.0 |
| Type of thermal preservation? | None <input type="checkbox"/> | Ice <input checked="" type="checkbox"/> | Blue Ice <input type="checkbox"/> | Dry Ice <input type="checkbox"/> |
| Chain of custody present? | Yes <input checked="" type="checkbox"/> | No <input type="checkbox"/> | | |
| Chain of custody signed when relinquished and received? | Yes <input checked="" type="checkbox"/> | No <input type="checkbox"/> | | |
| Chain of custody agrees with sample labels? | Yes <input checked="" type="checkbox"/> | No <input type="checkbox"/> | | |
| Samples in proper container/bottle? | Yes <input checked="" type="checkbox"/> | No <input type="checkbox"/> | | |
| Sample containers intact? | Yes <input checked="" type="checkbox"/> | No <input type="checkbox"/> | | |
| Sufficient sample volume for indicated test? | Yes <input checked="" type="checkbox"/> | No <input type="checkbox"/> | | |
| All samples received within holding time? | Yes <input checked="" type="checkbox"/> | No <input type="checkbox"/> | | |
| Reported field parameters measured: | Field <input checked="" type="checkbox"/> | Lab <input type="checkbox"/> | NA <input type="checkbox"/> | |
| Container/Temp Blank temperature in compliance? | Yes <input checked="" type="checkbox"/> | No <input type="checkbox"/> | | |

When thermal preservation is required, samples are compliant with a temperature between 0.1°C - 6.0°C, or when samples are received on ice the same day as collected.

- | | | | |
|---|---|-----------------------------|---|
| Water – at least one vial per sample has zero headspace? | Yes <input type="checkbox"/> | No <input type="checkbox"/> | No VOA vials <input checked="" type="checkbox"/> |
| Water - TOX containers have zero headspace? | Yes <input type="checkbox"/> | No <input type="checkbox"/> | No TOX containers <input checked="" type="checkbox"/> |
| Water - pH acceptable upon receipt? | Yes <input checked="" type="checkbox"/> | No <input type="checkbox"/> | NA <input type="checkbox"/> |
| NPDES/CWA TCN interferences checked/treated in the field? | Yes <input type="checkbox"/> | No <input type="checkbox"/> | NA <input checked="" type="checkbox"/> |

Any No responses must be detailed below or on the COC.

- pH strip #88374. - TWM/acolin - 5/15/2023 Temp 5.6 LTG 5
- pH strip #88374. - CET/acolin - 5/16/2023 Temp 8.2 LTG 5
- pH strip #88374. - TWM/acolin - 5/17/2023 Temp 6.2 LTG 5
- pH strip #88374. - TWM/acolin - 5/18/2023 Temp 14.2 LTG 5
- pH strip #88374. - CET/acolin - 5/19/2023 Temp 11.2 LTG 5
- pH strip #88374. - acolin - 5/22/2023 Temp 10.2 LTG 5
- pH strip #88374. - TWM/acolin - 5/23/2023 Temp 9.0 LTG 5

BAL-23Q2-001
23050523

CHAIN-OF-CUSTODY / Analytical Request Document

The Chain-of-Custody is a LEGAL DOCUMENT. All relevant fields must be completed accurately.

Page: 2 of 4

Section A Required Client Information:		Section B Required Project Information:		Section C Invoice Information:	
Company: Vistra Corp		Report To: Brian Voelker		Attention: Jason Stuckey	
Address: 13498 E. 900th St		Copy To: Jason Stuckey		Company Name: Vistra Corp	
Email To: Brian.Voelker@VistraCorp.com		Purchase Order No.:		Address: see Section A	
Phone: (217) 753-8911 Fax:		Project Name:		Quote Reference:	
Requested Due Date/TAT: 10 day		Project Number: 2285		Project Manager:	
				Profile #:	
				REGULATORY AGENCY	
				NPDES GROUND WATER DRINKING WATER	
				UST RCRA OTHER	
				Site Location	
				STATE: IL	

ITEM #	Section D Required Client Information	Valid Matrix Codes MATRIX CODE DRINKING WATER DW WATER WT WASTE WATER WW PRODUCT P SOIL/SOLID SL OIL OL WPE WP AIR AR OTHER OT TISSUE TS	MATRIX CODE (see valid codes to left)	SAMPLE TYPE (G=GRAB C=COMP)	COLLECTED		SAMPLE TEMP AT COLLECTION	# OF CONTAINERS	Preservatives								Analysis Test ↓	Requested Analysis Filtered (Y/N)	Residual Chlorine (Y/N)	Project No./ Lab I.D.							
					DATE	TIME			Unpreserved	H ₂ SO ₄	HNO ₃	HCl	NaOH	Na ₂ S ₂ O ₃	Methanol	Other					BAL_257_601	BAL_257_605	BAL_845_601	BAL_845_605	BAL_CLOSURE_605	BAL_SUP_000	BAL_WPCP_605
1	BAL_MW-258						2	1	1												23050523-017						
2	BAL_MW-304						6	2	2	2											018						
3	BAL_MW-306						6	2	2	2											019						
4	BAL_MW-307						2	1	1												020						
5	BAL_MW-350						6	2	2	2											021						
6	BAL_MW-352						6	2	2	2											022						
7	BAL_MW-355						4	2	2	2											023						
8	BAL_MW-356						6	2	2	2											024						
9	BAL_MW-358						6	2	2	2											025						
10	BAL_MW-366						6	2	2	2											026						
11	BAL_MW-369						6	2	2	2											027						
12	BAL_MW-370						6	2	2	2											028						
13	BAL_MW-375						6	2	2	2											029						
14	BAL_MW-377						6	2	2	2											030						
15	BAL_MW-382						6	2	2	2											031						
16	BAL_MW-383						6	2	2	2											032						

ADDITIONAL COMMENTS	RELINQUISHED BY / AFFILIATION	DATE	TIME	ACCEPTED BY / AFFILIATION	DATE	TIME	SAMPLE CONDITIONS										
BAL-23Q2-Rev 2	<i>Jenny Carroll</i>	5/15/23	1805	<i>Ellynn A. Haly</i>	5/15/23	1805											

SAMPLER NAME AND SIGNATURE		Temp in °C	Received on Ice (Y/N)	Custody Sealed Cooler (Y/N)	Samples Intact (Y/N)
PRINT Name of SAMPLER:	<i>Jenny Carroll</i> <i>Drett Cullihan</i>				
SIGNATURE of SAMPLER:	<i>Jenny Carroll</i> DATE Signed (MM/DD/YY): 5/15/23				

CHAIN-OF-CUSTODY / Analytical Request Document

The Chain-of-Custody is a LEGAL DOCUMENT. All relevant fields must be completed accurately.

23050923 BAL 257-601

Section A Required Client Information:		Section B Required Project Information:		Section C Invoice Information:	
Company: Vistra Corp		Report To: Brian Voelker		Attention: Jason Stuckey	
Address: 13498 E. 900th St		Copy To: Jason Stuckey		Company Name: Vistra Corp	
Email To: Brian.Voelker@VistraCorp.com		Purchase Order No.:		Address: see Section A	
Phone: (217) 753-8911 Fax:		Project Name:		Quote Reference:	
Requested Due Date/TAT: 10 day		Project Number: 2285		Project Manager:	
				Profile #:	
REGULATORY AGENCY					
		NPDES		GROUND WATER	
		UST		RCRA	
		Site Location		DRINKING WATER	
		STATE: IL		OTHER	

ITEM #	Section D Required Client Information	Valid Matrix Codes MATRIX CODE	DATE	TIME	SAMPLE TEMP AT COLLECTION	# OF CONTAINERS	Preservatives										Requested Analysis Filtered (Y/N)										Residual Chlorine (Y/N)	Project No / Lab I.D.
							Unpreserved	H ₂ SO ₄	HNO ₃	HCl	NaOH	Na ₂ S ₂ O ₃	Methanol	Other	Analysis Test ↓	BAL_257_601	BAL_257_605	BAL_845_601	BAL_845_605	BAL_CLOSURE_605	BAL_SUP_000	BAL_WPCP_605	Residual Chlorine (Y/N)					
																								DRINKING WATER DN	WATER WT	WASTE WATER WW		
1	BAL_MW-384					6	2	2	2																23050923-033			
2	BAL_MW-390					6	2	2	2																034			
3	BAL_MW-391					6	2	2	2																035			
4	BAL_MW-392					6	2	2	2																036			
5	BAL_MW-393		5/15/23	1543		6	2	2	2																037			
6	BAL_MW-394		5/15/23	1353		6	2	2	2																038			
7	BAL_OW-156					0																			039			
8	BAL_OW-157					0																			040			
9	BAL_OW-256					6	2	2	2																041			
10	BAL_OW-257					6	2	2	2																042			
11	BAL_PZ-169					0																			043			
12	BAL_PZ-170					6	2	2	2																044			
13	BAL_PZ-182					6	2	2	2																045			
14	BAL_TPZ-159					0																			046			
15	BAL_TPZ-164_pore					6	2	2	2																047			
16	BAL_XPW01					6	2	2	2																048			

ADDITIONAL COMMENTS	RELINQUISHED BY / AFFILIATION	DATE	TIME	ACCEPTED BY / AFFILIATION	DATE	TIME	SAMPLE CONDITIONS
BAL-23Q2-Rev 2	<i>Tracy Carroll</i>	5/14/23	1805	<i>Ellie LR A. Hawley</i>	5/15/23	1805	

SAMPLER NAME AND SIGNATURE		Temp in °C	Received on Ice (Y/N)	Custody Sealed Cooler (Y/N)	Samples Intact (Y/N)
PRINT Name of SAMPLER: <i>Tracy Carroll</i>	<i>Brett Gillihan</i>				
SIGNATURE of SAMPLER: <i>Tracy Carroll</i>	DATE Signed (MM/DD/YY): <i>5/15/23</i>				

23050523 BAL-257-601

CHAIN-OF-CUSTODY / Analytical Request Document

The Chain-of-Custody is a LEGAL DOCUMENT. All relevant fields must be completed accurately.

Page: 4 of 4

Section A Required Client Information:		Section B Required Project Information:		Section C Invoice Information:		REGULATORY AGENCY		
Company: Vistra Corp		Report To: Brian Voelker		Attention: Jason Stuckey		NPDES <input type="checkbox"/> GROUND WATER <input type="checkbox"/> DRINKING WATER <input type="checkbox"/>		
Address: 13498 E. 900th St		Copy To: Jason Stuckey		Company Name: Vistra Corp		UST <input type="checkbox"/> RCRA <input type="checkbox"/> OTHER <input type="checkbox"/>		
Email To: Brian.Voelker@VistraCorp.com		Purchase Order No.:		Address: see Section A		Site Location <input type="checkbox"/> IL <input type="checkbox"/>		
Phone: (217) 753-8911 Fax:		Project Name:		Quote Reference:		STATE: <input type="checkbox"/>		
Requested Due Date/TAT: 10 day		Project Number: 2285		Project Manager:		Profile #:		

ITEM #	Section D Required Client Information SAMPLE ID (A-Z, 0-9 / . -) Sample IDs MUST BE UNIQUE	Valid Matrix Codes MATRIX CODE DRINKING WATER DW WATER WT WASTE WATER WW PRODUCT P SOIL/SOLID SL OIL OL WIPE WF AIR AR OTHER OT TISSUE TS	MATRIX CODE (see valid codes to left)	SAMPLE TYPE (G=GRAB C=COMP)	COLLECTED		SAMPLE TEMP AT COLLECTION	# OF CONTAINERS	Preservatives								Requested Analysis Filtered (Y/N)										Residual Chlorine (Y/N)	Project No./ Lab I.D.										
					DATE	TIME			Unpreserved	H ₂ SO ₄	HNO ₃	HCl	NaOH	Na ₂ S ₂ O ₃	Methanol	Other	Analysis Test ↓	BAL_257_601	BAL_257_605	BAL_845_601	BAL_845_605	BAL_CLOSURE_605	BAL_SUP_000	BAL_WPCP_605														
1	BAL_XPW02						2	1	1																													23050523-049
2	BAL_XPW04						2	1	1																												050	
3	BAL_XPW05						6	2	2																											051		
4	BAL_XPW06						6	2	2																											052		
5	BAL_MW-304 Duplicate						6	2	2																											053		
6	Field Blank						6	2	2																											054		
7																																						
8																																						
9																																						
10																																						
11																																						
12																																						
13																																						
14																																						
15																																						
16																																						

ADDITIONAL COMMENTS	RELINQUISHED BY / AFFILIATION	DATE	TIME	ACCEPTED BY / AFFILIATION	DATE	TIME	SAMPLE CONDITIONS	
BAL-23Q2-Rev 2	<i>Tracy Carroll</i>	5/15/23	1805	<i>Elizabeth Anthony</i>	5/15/23	1805		

SAMPLER NAME AND SIGNATURE		Temp in °C	Received on Ice (Y/N)	Custody Sealed Cooler (Y/N)	Samples Intact (Y/N)
PRINT Name of SAMPLER:	<i>Tracy Carroll</i>				
SIGNATURE of SAMPLER:	<i>Tracy Carroll</i>	DATE Signed (MM/DD/YY):	<i>Brett Gillman</i> 5/15/23		

23050523
BAL_252-601

CHAIN-OF-CUSTODY / Analytical Request Document

The Chain-of-Custody is a LEGAL DOCUMENT. All relevant fields must be completed accurately.

Page: 1 of 4

Section A Required Client Information:			Section B Required Project Information:			Section C Invoice Information:					
Company: Vistra Corp			Report To: Brian Voelker			Attention: Jason Stuckey					
Address: 13498 E. 900th St			Copy To: Jason Stuckey			Company Name: Vistra Corp			REGULATORY AGENCY		
Email To: Brian.Voelker@VistraCorp.com			Purchase Order No.:			Address: see Section A			NPDES GROUND WATER DRINKING WATER		
Phone: (217) 753-8911 Fax:			Project Name:			Quote Reference:			UST RCRA OTHER		
Requested Due Date/TAT: 10 day			Project Number: 2285			Project Manager:			Site Location		
						Profile #:			STATE: IL		

ITEM #	Section D Required Client Information	Valid Matrix Codes MATRIX CODE	MATRIX CODE (see valid codes to left)	SAMPLE TYPE (G=GRAB C=COMP)	COLLECTED		SAMPLE TEMP AT COLLECTION	Preservatives									Analysis Test ↓	Requested Analysis Filtered (Y/N)									Residual Chlorine (Y/N)	Project No / Lab I.D.																	
								DATE	TIME	Unpreserved	H ₂ SO ₄	HNO ₃	HCl	NaOH	Na ₂ S ₂ O ₃	Methanol		Other	BAL_257_601	BAL_257_605	BAL_845_601	BAL_845_605	BAL_CLOSURE_605	BAL_SUP_000	BAL_WPCP_605																				
					# OF CONTAINERS	Unpreserved		H ₂ SO ₄	HNO ₃	HCl	NaOH	Na ₂ S ₂ O ₃	Methanol	Other	Y	N																													
1	BAL_MW-104#SR						4	2	2																																			23050523-001	
2	BAL_MW-104&DR						4	2	2																																			002	
3	BAL_MW-150						6	2	2																																		003		
4	BAL_MW-151						6	2	2																																		004		
5	BAL_MW-152						6	2	2																																		005		
6	BAL_MW-153						6	2	2																																		006		
7	BAL_MW-154						4	2	2																																			007	
8	BAL_MW-155						4	2	2																																			008	
9	BAL_MW-158IR						2	1	1																																			009	
10	BAL_MW-192				5/16/23	1037	6	2	2																																			010	
11	BAL_MW-193						6	2	2																																			011	
12	BAL_MW-194						2	1	1																																			012	
13	BAL_MW-203						2	1	1																																			013	
14	BAL_MW-204						2	1	1																																			014	
15	BAL_MW-252						6	2	2																																				015
16	BAL_MW-253						6	2	2																																				016

ADDITIONAL COMMENTS	RELINQUISHED BY / AFFILIATION	DATE	TIME	ACCEPTED BY / AFFILIATION	DATE	TIME	SAMPLE CONDITIONS
BAL-23Q2-Rev 2	<i>Tracy Council</i>	5/16/23	1845	<i>[Signature]</i>	5/18/23	1845	02 Y N

SAMPLER NAME AND SIGNATURE				Temp in °C	Received on Ice (Y/N)	Custody Sealed Cooler (Y/N)	Samples Intact (Y/N)
PRINT Name of SAMPLER: <i>Tracy Council</i>		DATE Signed (MM/DD/YY): <i>5/16/23</i>					
SIGNATURE of SAMPLER: <i>Tracy Council</i>							

CHAIN-OF-CUSTODY / Analytical Request Document

The Chain-of-Custody is a LEGAL DOCUMENT. All relevant fields must be completed accurately.

BAL-257-601
23050523

Section A Required Client Information:		Section B Required Project Information:		Section C Invoice Information:		REGULATORY AGENCY		
Company: Vistra Corp		Report To: Brian Voelker		Attention: Jason Stuckey				
Address: 13498 E. 900th St		Copy To: Jason Stuckey		Company Name: Vistra Corp		Site Location STATE: IL		
Email To: Brian.Voelker@VistraCorp.com		Purchase Order No.:		Address: see Section A				
Phone: (217) 753-8911 Fax:		Project Name:		Quote Reference:				
Requested Due Date/TAT: 10 day		Project Number: 2285		Project Manager:				
				Profile #:				

ITEM #	Section D Required Client Information	Valid Matrix Codes MATRIX CODE DRINKING WATER DW WATER WT WASTE WATER WW PRODUCT P SOIL/SOLID SL OIL OL WIPE WP AIR AR OTHER OT TISSUE TS	MATRIX CODE (see valid codes to left)	SAMPLE TYPE (G=GRAB C=COMPI)	COLLECTED		SAMPLE TEMP AT COLLECTION	# OF CONTAINERS	Preservatives							Analysis Test ↓ Y/N	Residual Chlorine (Y/N)	Project No./ Lab I.D.				
					DATE	TIME			Unpreserved	H ₂ SO ₄	HNO ₃	HCl	NaOH	Na ₂ S ₂ O ₃	Methanol				Other			
1	BAL_MW-258						2	1	1													
2	BAL_MW-304						6	2	2	2					✓	✓	✓	✓	✓			23050523-017
3	BAL_MW-306						6	2	2	2					✓	✓	✓	✓	✓			028
4	BAL_MW-307						2	1	1						✓							029
5	BAL_MW-350						6	2	2	2						✓		✓	✓			030
6	BAL_MW-352						6	2	2	2							✓	✓	✓			031
7	BAL_MW-355						4	2	2									✓	✓			032
8	BAL_MW-356					5/16/23	1229	6	2	2	2				✓			✓				024
9	BAL_MW-358							6	2	2	2					✓			✓			025
10	BAL_MW-366					5/16/23	1648	6	2	2	2				✓	✓		✓				026
11	BAL_MW-369							6	2	2	2				✓			✓				027
12	BAL_MW-370							6	2	2	2				✓	✓		✓				028
13	BAL_MW-375							6	2	2	2					✓		✓				029
14	BAL_MW-377							6	2	2	2					✓		✓				030
15	BAL_MW-382					5/16/23	1542	6	2	2	2				✓	✓		✓				031
16	BAL_MW-383							6	2	2	2				✓	✓	✓	✓				032

ADDITIONAL COMMENTS BAL-23Q2-Rev 2	RELINQUISHED BY / AFFILIATION <i>Jeremy Carroll</i>	DATE 5/16/23	TIME 1845	ACCEPTED BY / AFFILIATION <i>[Signature]</i>	DATE 5-16-23	TIME 1845	SAMPLE CONDITIONS
--	--	-----------------	--------------	---	-----------------	--------------	-------------------

SAMPLER NAME AND SIGNATURE		Temp in °C	Received on ice (Y/N)	Custody Sealed Cooler (Y/N)	Samples Intact (Y/N)
PRINT Name of SAMPLER <i>J. Carroll</i>	SIGNATURE of SAMPLER <i>Jeremy Carroll</i>				

SIGNATURE of ANALYST <i>[Signature]</i>	DATE Signed (MM/DD/YY) 5/16/23
--	-----------------------------------

CHAIN-OF-CUSTODY / Analytical Request Document

The Chain-of-Custody is a LEGAL DOCUMENT. All relevant fields must be completed accurately.

Page: 3 of 4

Section A Required Client Information:		Section B Required Project Information:		Section C Invoice Information:		REGULATORY AGENCY NPDES GROUND WATER DRINKING WATER UST RCRA OTHER Site Location: IL STATE: IL	
Company: Vistra Corp		Report To: Brian Voeiker		Attention: Jason Stuckey			
Address: 13498 E. 900th St		Copy To: Jason Stuckey		Company Name: Vistra Corp			
Email To: Brian.Voeiker@VistraCorp.com		Purchase Order No.:		Address: see Section A			
Phone: (217) 753-8911 Fax:		Project Name:		Quote Reference:			
Requested Due Date/TAT: 10 day		Project Number: 2285		Project Manager:			
				Profile #:			

ITEM #	Section D Required Client Information SAMPLE ID (A-Z, 0-9 / . -) Sample IDs MUST BE UNIQUE	Valid Matrix Codes MATRIX CODE DRINKING WATER DW WATER WT WASTE WATER WW PRODUCT P SOIL/SOLID SL OIL OL WIPE WP AIR AR OTHER OT TISSUE TS	MATRIX CODE (see valid codes to left)	SAMPLE TYPE (G=GRAB C=COMP)	COLLECTED		SAMPLE TEMP AT COLLECTION	# OF CONTAINERS	Preservatives								Y/N ↓ Analysis Test ↓	Requested Analysis Filtered (Y/N)								Residual Chlorine (Y/N)	Project No. / Lab I.D.
					DATE	TIME			Unpreserved	H ₂ SO ₄	HNO ₃	HCl	NaOH	Na ₂ S ₂ O ₃	Methanol	Other		BAL_257_601	BAL_257_605	BAL_845_601	BAL_845_605	BAL_CLOSURE_605	BAL_SUP_000	BAL_WPCP_605			
1	BAL_MW-384						6	2	2	2															23050523-033		
2	BAL_MW-390						6	2	2	2															034		
3	BAL_MW-391						6	2	2	2															035		
4	BAL_MW-392				5/16/23	1131	6	2	2	2															036		
5	BAL_MW-393						6	2	2	2															037		
6	BAL_MW-394						6	2	2	2															038		
7	BAL_OW-156				5/16/22	1247	0																		039		
8	BAL_OW-157				6	11015	0																		040		
9	BAL_OW-256						6	2	2	2															041		
10	BAL_OW-257						6	2	2	2															042		
11	BAL_PZ-169				5/16/23	1343	0																		043		
12	BAL_PZ-170						6	2	2	2															044		
13	BAL_PZ-182						6	2	2	2															045		
14	BAL_TPZ-159						0																		046		
15	BAL_TPZ-164_pore						6	2	2	2															047		
16	BAL_XPW01						6	2	2	2															048		

ADDITIONAL COMMENTS	RELINQUISHED BY / AFFILIATION	DATE	TIME	ACCEPTED BY / AFFILIATION	DATE	TIME	SAMPLE CONDITIONS
BAL-23Q2-Rev 2	<i>Jason Stuckey</i>	5/16/23	1845	<i>Jason Stuckey</i>	5/16/23	1845	

SAMPLER NAME AND SIGNATURE		Temp in °C	Received on ice (Y/N)	Custody Sealed Cooler (Y/N)	Samples Intact (Y/N)
PRINT Name of SAMPLER:	<i>Carolyn Buchanan</i>				
SIGNATURE of SAMPLER:	<i>Carolyn Buchanan</i>	DATE Signed (MM/DD/YY):	5/16/23		

CHAIN-OF-CUSTODY / Analytical Request Document

The Chain-of-Custody is a LEGAL DOCUMENT. All relevant fields must be completed accurately.

BAL-257-601
23050523

Page: 4 of 4

Section A Required Client Information:		Section B Required Project Information:		Section C Invoice Information:		REGULATORY AGENCY		
Company: Vistra Corp		Report To: Brian Voelker		Attention: Jason Stuckey		NPDES GROUND WATER DRINKING WATER		
Address: 13498 E. 900th St		Copy To: Jason Stuckey		Company Name: Vistra Corp		UST RCRA OTHER		
Email To: Brian.Voelker@VistraCorp.com		Purchase Order No.:		Quote Reference:		Site Location		
Phone: (217) 753-8911		Project Name:		Project Manager:		STATE: IL		
Requested Due Date/TAT: 10 day		Project Number: 2285		Profile #:				

ITEM #	Section D Required Client Information SAMPLE ID (A-Z, 0-9 / -) Sample IDs MUST BE UNIQUE	Valid Matrix Codes MATRIX CODE DRINKING WATER DW WASTE WATER WW PRODUCT P SOIL/SOLID SL OIL OL WIPE WP AIR AR OTHER OT TISSUE TS	MATRIX CODE (see valid codes to left)	SAMPLE TYPE (G=GRAB C=COMP)	COLLECTED		SAMPLE TEMP AT COLLECTION	# OF CONTAINERS	Preservatives								Requested Analysis Filtered (Y/N)							Residual Chlorine (Y/N)	Project No./ Lab I.D.			
					DATE	TIME			Unpreserved	H ₂ SO ₄	HNO ₃	HCl	NaOH	Na ₂ S ₂ O ₃	Methanol	Other	Analysis Test ↓	BAL_257_601	BAL_257_605	BAL_845_601	BAL_845_605	BAL_CLOSURE_605	BAL_SUP_000			BAL_WPCP_605		
1	BAL_XPW02						2	1	1																		23050523-049	
2	BAL_XPW04						2	1	1																			050
3	BAL_XPW05						6	2	2																			051
4	BAL_XPW06						6	2	2																			052
5	BAL_MW-304 Duplicate						6	2	2																			053
6	Field Blank						6	2	2																			054
7																												
8																												
9																												
10																												
11																												
12																												
13																												
14																												
15																												
16																												
ADDITIONAL COMMENTS		RELINQUISHED BY / AFFILIATION		DATE		TIME		ACCEPTED BY / AFFILIATION		DATE		TIME		SAMPLE CONDITIONS														
BAL-23Q2-Rev 2		Jeremy Carroll		5/16/23		1845		[Signature]		5-16-23		1845																

SAMPLER NAME AND SIGNATURE		Temp in °C	Received on ice (Y/N)	Custody Sealed Cooler (Y/N)	Samples Intact (Y/N)
PRINT Name of SAMPLER:	J. Carroll				
SIGNATURE of SAMPLER:	[Signature]	DATE Signed (MM/DD/YY):	5/16/23		

APPENDIX A.
ANNUAL GROUNDWATER MONITORING AND CORRECTIVE ACTION REPORT
BALDWIN POWER PLANT, BOTTOM ASH POND

CHAIN-OF-CUSTODY / Analytical Request Document

The Chain-of-Custody is a LEGAL DOCUMENT. All relevant fields must be completed accurately.

BAL-257-601

23050523

Section A Required Client Information:	Section B Required Project Information:	Section C Invoice Information:	
Company: Vistra Corp	Report To: Brian Voelker	Attention: Jason Stuckey	
Address: 13498 E. 900th St	Copy To: Jason Stuckey	Company Name: Vistra Corp	REGULATORY AGENCY
		Address: see Section A	NPDES GROUND WATER DRINKING WATER
Email To: Brian.Voelker@VistraCorp.com	Purchase Order No.:	Quote Reference:	UST RCRA OTHER
Phone: (217) 753-8911 Fax:	Project Name:	Project Manager:	Site Location: IL
Requested Due Date/TAT: 10 day	Project Number: 2285	Profile #:	STATE: IL

ITEM #	Section D Required Client Information SAMPLE ID (A-Z, 0-9 / -) Sample IDs MUST BE UNIQUE	Valid Matrix Codes MATRIX CODE DRINKING WATER DW WATER WT WASTE WATER WW PRODUCT P SOIL/SOLID SL OIL OL WIPE WP AIR AR OTHER OT TISSUE TS	MATRIX CODE (see valid codes to left)	SAMPLE TYPE (G=GRAB C=COMP)	COLLECTED		SAMPLE TEMP AT COLLECTION	# OF CONTAINERS	Preservatives								Analysis Test ↓ Y/N ↓	Requested Analysis Filtered (Y/N)							Residual Chlorine (Y/N)	Project No./ Lab I.D.
					DATE	TIME			Unpreserved	H ₂ SO ₄	HNO ₃	HCl	NaOH	Na ₂ O ₂	Methanol	Other		BAL_257_601	BAL_257_605	BAL_845_601	BAL_845_605	BAL_CLOSURE_605	BAL_SUP_000	BAL_WPCP_605		
1	BAL_MW-384						6	2	2	2																<i>23050523-033</i>
2	BAL_MW-390				<i>5/17/23</i>	<i>1525</i>	6	2	2	2																<i>034</i>
3	BAL_MW-391				<i>5/17/23</i>	<i>1636</i>	6	2	2	2																<i>035</i>
4	BAL_MW-392						6	2	2	2																<i>036</i>
5	BAL_MW-393						6	2	2	2																<i>037</i>
6	BAL_MW-394						6	2	2	2																<i>038</i>
7	BAL_OW-156						0																			<i>039</i>
8	BAL_OW-157						0																			<i>040</i>
9	BAL_OW-256				<i>5/17/23</i>	1116 <i>1116</i>	6	2	2	2																<i>041</i>
10	BAL_OW-257				<i>5/17/23</i>	<i>1250</i>	6	2	2	2																<i>042</i>
11	BAL_PZ-169						0																			<i>043</i>
12	BAL_PZ-170				<i>5/17/23</i>	<i>1153</i>	6	2	2	2																<i>044</i>
13	BAL_PZ-182				<i>5/17/23</i>	<i>1421</i>	6	2	2	2																<i>045</i>
14	BAL_TPZ-159						0																			<i>046</i>
15	BAL_TPZ-164_pore						6	2	2	2																<i>047</i>
16	BAL_XPW01						6	2	2	2																<i>048</i>

ADDITIONAL COMMENTS	RELINQUISHED BY / AFFILIATION	DATE	TIME	ACCEPTED BY / AFFILIATION	DATE	TIME	SAMPLE CONDITIONS						
BAL-23Q2-Rev 2	<i>Jeremy Carroll</i>	<i>5/17/23</i>	<i>1840</i>	<i>[Signature]</i>	<i>5/19/23</i>	<i>1840</i>	<i>#3</i>	<i>102</i>					<i>-1</i>

SAMPLER NAME AND SIGNATURE				
PRINT Name of SAMPLER:	<i>T Carol</i>	<i>DBullinan</i>	DATE Signed	
SIGNATURE of SAMPLER:	<i>Jeremy Carroll</i>		(MM/DD/YY):	<i>5/17/23</i>
Temp in °C	Received on ice (Y/N)	Custody Sealed Cooler (Y/N)	Samples Intact (Y/N)	

23050523-001

CHAIN-OF-CUSTODY / Analytical Request Document

The Chain-of-Custody is a LEGAL DOCUMENT. All relevant fields must be completed accurately.

Section A Required Client Information:		Section B Required Project Information:		Section C Invoice Information:		
Company: Vistra Corp		Report To: Brian Voelker		Attention: Jason Stuckey		
Address: 13498 E. 900th St		Copy To: Jason Stuckey		Company Name: Vistra Corp		
Email To: Brian.Voelker@VistraCorp.com		Purchase Order No.:		Address: see Section A		
Phone: (217) 753-8911	Fax:	Project Name:		Quote Reference:		
Requested Due Date/TAT: 10 day		Project Number: 2285		Project Manager:		
				Profile #:		
				REGULATORY AGENCY		
				NPDES	GROUND WATER	DRINKING WATER
				UST	RCRA	OTHER
Site Location:				IL		
STATE:						

ITEM #	Section D Required Client Information SAMPLE ID (A-Z, 0-9 / , -) Sample IDs MUST BE UNIQUE	Valid Matrix Codes MATRIX CODE DRINKING WATER DW WATER WT WASTE WATER WW PRODUCT P SOIL/SOLID SL OIL OL WIPE WP AIR AR OTHER OT TISSUE TS	MATRIX CODE (see valid codes to lab)	SAMPLE TYPE (G=GRAB C=COMP)	COLLECTED		SAMPLE TEMP AT COLLECTION	# OF CONTAINERS	Preservatives								Analysis Test Y/N	Requested Analysis Filtered (Y/N)									Residual Chlorine (Y/N)	Project No./ Lab I.D.
					DATE	TIME			Unpreserved	H ₂ SO ₄	HNO ₃	HCl	NaOH	Na ₂ S ₂ O ₃	Methanol	Other		BAL_257_601	BAL_257_605	BAL_845_601	BAL_845_605	BAL_CLOSURE_605	BAL_SUP_000	BAL_WPCP_605				
1	BAL_MW-104#SR						4	2										✓	✓	✓	✓	✓	✓		23050523-001			
2	BAL_MW-104&DR						4	2										✓	✓	✓	✓	✓	✓		002			
3	BAL_MW-150				5/18/23	119	6	2	2									✓	✓	✓	✓	✓	✓		003			
4	BAL_MW-151				↓	1348	6	2	2									✓	✓	✓	✓	✓	✓		004			
5	BAL_MW-152				↓	1523	6	2	2									✓	✓	✓	✓	✓	✓		005			
6	BAL_MW-153						6	2	2									✓	✓	✓	✓	✓	✓		006			
7	BAL_MW-154						4	2	2									✓	✓	✓	✓	✓	✓		007			
8	BAL_MW-155						4	2	2									TE 28	✓	✓	✓	✓	✓		008			
9	BAL_MW-158IR						2	1	1									Shipping	✓	✓	✓	✓	✓		009			
10	BAL_MW-192						6	2	2									✓	✓	✓	✓	✓	✓		010			
11	BAL_MW-193						6	2	2									✓	✓	✓	✓	✓	✓		011			
12	BAL_MW-194						2	1	1									✓	✓	✓	✓	✓	✓		012			
13	BAL_MW-203						2	1	1									✓	✓	✓	✓	✓	✓		013			
14	BAL_MW-204						2	1	1									✓	✓	✓	✓	✓	✓		014			
15	BAL_MW-252				5/18/23	1553	6	2	2									✓	✓	✓	✓	✓	✓		015			
16	BAL_MW-253						6	2	2									✓	✓	✓	✓	✓	✓		016			

ADDITIONAL COMMENTS		RELINQUISHED BY / AFFILIATION		DATE	TIME	ACCEPTED BY / AFFILIATION		DATE	TIME	SAMPLE CONDITIONS			
BAL-23Q2-Rev 2		Jury Carridi		5/18/23	1830	[Signature]		5-18-23	1830	142	Y	N	Y
SAMPLER NAME AND SIGNATURE										Temp in °C	Received on Ice (Y/N)	Custody Sealed Cooler (Y/N)	Samples Intact (Y/N)
PRINT Name of SAMPLER:		Carridi, J Gillihan											
SIGNATURE of SAMPLER:		Jury Carridi								DATE Signed (MM/DD/YY):	5/18/23		

CHAIN-OF-CUSTODY / Analytical Request Document

The Chain-of-Custody is a LEGAL DOCUMENT. All relevant fields must be completed accurately.

Section A Required Client Information:		Section B Required Project Information:		Section C Invoice Information:		REGULATORY AGENCY			
Company: Vistra Corp	Report To: Brian Voelker	Attention: Jason Stuckey	Company Name: Vistra Corp			NPDES GROUND WATER DRINKING WATER			
Address: 13498 E. 900th St	Copy To: Jason Stuckey	Address: see Section A			UST RCRA OTHER				
Email To: Brian.Voelker@VistraCorp.com	Purchase Order No.:	Quote Reference:	Site Location:			STATE: IL			
Phone: (217) 753-8911 Fax:	Project Name:	Project Manager:	Requested Due Date/TAT: 10 day			Project Number: 2285			
Requested Due Date/TAT: 10 day		Project Number: 2285		Profile #:					

ITEM #	Section D Required Client Information	Valid Matrix Codes MATRIX CODE	COLLECTED DATE TIME	SAMPLE TEMP AT COLLECTION	# OF CONTAINERS	Preservatives Unpreserved H ₂ SO ₄ HNO ₃ HCl NaOH Na ₂ S ₂ O ₃ Methanol Other	Analysis Test Y/N	Requested Analysis Filtered (Y/N)								Residual Chlorine (Y/N)		
								BAL_257_601	BAL_257_605	BAL_845_601	BAL_845_605	BAL_CLOSURE_605	BAL_SUP_000	BAL_WPCP_605				
1	BAL_MW-104#SR				4	2 2		✓										
2	BAL_MW-104&DR				4	2 2		✓										
3	BAL_MW-150				6	2 2 2		✓										
4	BAL_MW-151				6	2 2 2		✓										
5	BAL_MW-152				6	2 2 2		✓										
6	BAL_MW-153				6	2 2 2		✓										
7	BAL_MW-154				4	2 2		✓										
8	BAL_MW-155				4	2 2		✓										
9	BAL_MW-158IR		5/19/23	1055	2	1 1		✓										
10	BAL_MW-192				6	2 2 2		✓										
11	BAL_MW-193				6	2 2 2		✓										
12	BAL_MW-194				2	1 1		✓										
13	BAL_MW-203				2	1 1		✓										
14	BAL_MW-204				2	1 1		✓										
15	BAL_MW-252				6	2 2 2		✓	✓	✓	✓	✓	✓					
16	BAL_MW-253				6	2 2 2		✓	✓	✓	✓	✓	✓					

Plw 88374
CR + 5-19
Tam 11-2
104
Project No./ Lab I.D.
23050523-001
002
003
004
005
006
007
008
009
010
011
012
013
014
015
016

ADDITIONAL COMMENTS	RELINQUISHED BY / AFFILIATION	DATE	TIME	ACCEPTED BY / AFFILIATION	DATE	TIME	SAMPLE CONDITIONS
BAL-23Q2-Rev 2	<i>Jessy Carroll</i>	14/2	5-19-23	<i>AS</i>	5-19-23	14/2	Y N

SAMPLER NAME AND SIGNATURE			Temp in °C	Received on Ice (Y/N)	Custody Sealed Cooler (Y/N)	Samples Intact (Y/N)
PRINT Name of SAMPLER: <i>Jessy Carroll</i>	<i>B Gullihan</i>					
SIGNATURE of SAMPLER: <i>Jessy Carroll</i>	DATE Signed (MM/DD/YY): <i>5/19/23</i>					

CR 5-19-23

23050523

CHAIN-OF-CUSTODY / Analytical Request Document

The Chain-of-Custody is a LEGAL DOCUMENT. All relevant fields must be completed accurately.

Section A Required Client Information:		Section B Required Project Information:		Section C Invoice Information:		REGULATORY AGENCY		
Company: Vistra Corp		Report To: Brian Voelker		Attention: Jason Stuckey				
Address: 13498 E. 900th St		Copy To: Jason Stuckey		Company Name: Vistra Corp		NPDES GROUND WATER DRINKING WATER		
				Address: see Section A		UST RCRA OTHER		
Email To: Brian.Voelker@VistraCorp.com		Purchase Order No.:		Quote Reference:		Site Location		
Phone: (217) 753-8911 Fax:		Project Name:		Project Manager:		STATE: IL		
Requested Due Date/TAT: 10 day		Project Number: 2285		Profile #:				

ITEM #	Section D Required Client Information SAMPLE ID (A-Z, 0-9 / -) Sample IDs MUST BE UNIQUE	Valid Matrix Codes MATRIX CODE DRINKING WATER DW WATER WT WASTE WATER WW PRODUCT P SOIL/SOLID SL OIL OL WPE WP AIR AR OTHER OT TISSUE TS	MATRIX CODE (see valid codes to left)	SAMPLE TYPE (G=GRAB C=COMP)	COLLECTED		SAMPLE TEMP AT COLLECTION	# OF CONTAINERS	Preservatives								Analysis Test ↓ Y/N ↓	Requested Analysis Filtered (Y/N)								Residual Chlorine (Y/N)	Project No / Lab I.D.						
					DATE	TIME			Unpreserved	H ₂ SO ₄	HNO ₃	HCl	NaOH	Na ₂ S ₂ O ₃	Methanol	Other		BAL_257_601	BAL_257_605	BAL_845_601	BAL_845_605	BAL_CLOSURE_605	BAL_SUP_000	BAL_WPCP_605									
1	BAL_MW-258						2	1	1																	23050523 - 017							
2	BAL_MW-304				5/22/23	1041	6	2	2	2							✓	✓	✓	✓	✓	✓				018							
3	BAL_MW-306						6	2	2	2							✓	✓	✓	✓	✓	✓				019							
4	BAL_MW-307						2	1	1									✓								020							
5	BAL_MW-350						6	2	2	2							✓		✓	✓	✓	✓				021							
6	BAL_MW-352						6	2	2	2									✓	✓	✓	✓				022							
7	BAL_MW-355				5/22/23	1725	4	2	2											✓	✓	✓				023							
8	BAL_MW-356						6	2	2	2							✓				✓	✓				024							
9	BAL_MW-358						6	2	2	2											✓	✓				025							
10	BAL_MW-366						6	2	2	2							✓		✓		✓	✓				026							
11	BAL_MW-369						6	2	2	2							✓		✓		✓	✓				027							
12	BAL_MW-370						6	2	2	2							✓				✓	✓				028							
13	BAL_MW-375						6	2	2	2								✓				✓	✓				029						
14	BAL_MW-377				5/22/23	1752	6	2	2	2								✓		✓		✓	✓				030						
15	BAL_MW-382						6	2	2	2							✓		✓		✓	✓				031							
16	BAL_MW-383				5/22/23	1428	6	2	2	2							✓	✓	✓		✓	✓				032							
ADDITIONAL COMMENTS		RELINQUISHED BY / AFFILIATION		DATE	TIME	ACCEPTED BY / AFFILIATION		DATE	TIME	SAMPLE CONDITIONS																							
BAL-23Q2-Rev 2		<i>Mary Carroll</i>		5/22/23	1905	<i>[Signature]</i>		5/22/23	1905																								

SAMPLER NAME AND SIGNATURE		Temp in °C	Received on ice (Y/N)	Custody Sealed Cooler (Y/N)	Samples Intact (Y/N)
PRINT Name of SAMPLER:	<i>J. Carroll B. Gillihan</i>				
SIGNATURE of SAMPLER:	<i>Mary Carroll</i>	DATE Signed (MM/DD/YYYY):	5/22/23		

CHAIN-OF-CUSTODY / Analytical Request Document

The Chain-of-Custody is a LEGAL DOCUMENT. All relevant fields must be completed accurately.

23050523

Section A Required Client Information:		Section B Required Project Information:		Section C Invoice Information:		REGULATORY AGENCY	
Company: Vistra Corp		Report To: Brian Voelker		Attention: Jason Stuckey		NPDES GROUND WATER DRINKING WATER	
Address: 13498 E. 900th St		Copy To: Jason Stuckey		Company Name: Vistra Corp		UST RCRA OTHER	
Email To: Brian.Voelker@VistraCorp.com		Purchase Order No.:		Address: see Section A		Site Location	
Phone: (217) 753-8911 Fax:		Project Name:		Quote Reference:		STATE: IL	
Requested Due Date/TAT: 10 day		Project Number: 2285		Project Manager:		Profile #:	

ITEM #	Section D Required Client Information	Valid Matrix Codes MATRIX CODE	MATRIX CODE (see valid codes to left)	COLLECTED		SAMPLE TEMP AT COLLECTION	# OF CONTAINERS	Preservatives							Analysis Test Y/N	Requested Analysis Filtered (Y/N)	Residual Chlorine (Y/N)	Project No./ Lab I.D.		
				DATE	TIME			Unpreserved	H ₂ SO ₄	HNO ₃	HCl	NaOH	Na ₂ S ₂ O ₃	Methanol					Other	
1	BAL_MW-384			5/22/23	1343	6	2	2	2						✓	✓	✓	✓	✓	23050523-033
2	BAL_MW-390					6	2	2	2						✓	✓	✓	✓	✓	034
3	BAL_MW-391					6	2	2	2						✓	✓	✓	✓	✓	035
4	BAL_MW-392					6	2	2	2						✓	✓	✓	✓	✓	036
5	BAL_MW-393					6	2	2	2						✓	✓	✓	✓	✓	037
6	BAL_MW-394					6	2	2	2						✓	✓	✓	✓	✓	038
7	BAL_OW-156					0										✓		✓		039
8	BAL_OW-157					0										✓		✓		040
9	BAL_OW-256					6	2	2	2						✓	✓	✓	✓	✓	041
10	BAL_OW-257					6	2	2	2						✓	✓	✓	✓	✓	042
11	BAL_PZ-169					0										✓				043
12	BAL_PZ-170					6	2	2	2						✓	✓	✓	✓	✓	044
13	BAL_PZ-182					6	2	2	2						✓	✓	✓	✓	✓	045
14	BAL_TPZ-159					0										✓				046
15	BAL_TPZ-164_pore					6	2	2	2						✓	✓	✓	✓	✓	047
16	BAL_XPW01					6	2	2	2						✓	✓	✓	✓	✓	048

ADDITIONAL COMMENTS	RELINQUISHED BY / AFFILIATION	DATE	TIME	ACCEPTED BY / AFFILIATION	DATE	TIME	SAMPLE CONDITIONS
BAL-23Q2-Rev 2	<i>Jason Carroll</i>	5/22/23	1905	<i>[Signature]</i>	5/22/23	1905	

SAMPLER NAME AND SIGNATURE		Temp in °C	Received on Ice (Y/N)	Custody Sealed Cooler (Y/N)	Samples Intact (Y/N)
PRINT Name of SAMPLER:	<i>Donnell B Gullivan</i>				
SIGNATURE of SAMPLER:	<i>Jason Carroll</i>	DATE Signed (MM/DD/YY):	<i>5/22/23</i>		

BAL-257601
23050523

CHAIN-OF-CUSTODY / Analytical Request Document

The Chain-of-Custody is a LEGAL DOCUMENT. All relevant fields must be completed accurately.

Page: 4 of 4

Section A Required Client Information:		Section B Required Project Information:		Section C Invoice Information:	
Company: Vistra Corp		Report To: Brian Voelker		Attention: Jason Stuckey	
Address: 13498 E. 900th St		Copy To: Jason Stuckey		Company Name: Vistra Corp	
Email To: Brian.Voelker@VistraCorp.com		Purchase Order No.:		Address: see Section A	
Phone: (217) 753-8911	Fax:	Project Name:		Quote Reference:	
Requested Due Date/TAT: 10 day		Project Number: 2285		Project Manager:	
				Profile #:	
				REGULATORY AGENCY	
				NPDES GROUND WATER DRINKING WATER	
				UST RCRA OTHER	
				Site Location	
				STATE: IL	

ITEM #	Section D Required Client Information SAMPLE ID (A-Z, 0-9 / . -) Sample IDs MUST BE UNIQUE	Valid Matrix Codes MATRIX CODE DRINKING WATER DW WATER WT WASTE WATER WW PRODUCT P SOIL/SOLID SL OIL OL WIPE WP AIR AR OTHER OT TISSUE TS	MATRIX CODE (see valid codes to left)	SAMPLE TYPE (G=GRAB C=COMP)	COLLECTED		SAMPLE TEMP AT COLLECTION	# OF CONTAINERS	Preservatives								Analysis Test ↓ Analysis Test ↓	Requested Analysis Filtered (Y/N)								Residual Chlorine (Y/N)	Project No./ Lab I.D.								
					DATE	TIME			Unpreserved	H ₂ SO ₄	HNO ₃	HCl	NaOH	Na ₂ S ₂ O ₃	Methanol	Other		BAL_257_601	BAL_257_605	BAL_845_601	BAL_845_605	BAL_CLOSURE_605	BAL_SUP_000	BAL_WPCP_605											
1	BAL_XPW02						2	1	1																								23050523-049		
2	BAL_XPW04						2	1	1																								050		
3	BAL_XPW05						6	2	2																								051		
4	BAL_XPW06						6	2	2																								052		
5	BAL_MW-304 Duplicate					5/22/23	1091	6	2	2																							053		
6	Field Blank							6	2	2																							054		
7																																			
8																																			
9																																			
10																																			
11																																			
12																																			
13																																			
14																																			
15																																			
16																																			

ADDITIONAL COMMENTS	RELINQUISHED BY / AFFILIATION	DATE	TIME	ACCEPTED BY / AFFILIATION	DATE	TIME	SAMPLE CONDITIONS						
BAL-23Q2-Rev 2	Juan Carrillo	5/22/23	1905	[Signature]	5-22-23	1905							

SAMPLER NAME AND SIGNATURE		Temp in °C	Received on ice (Y/N)	Custody Sealed Cooler (Y/N)	Samples Intact (Y/N)
PRINT Name of SAMPLER:	Juan Carrillo				
SIGNATURE of SAMPLER:	[Signature]	DATE Signed (MM/DD/YY):	5/22/23		

23090523 257-601

CHAIN-OF-CUSTODY / Analytical Request Document

The Chain-of-Custody is a LEGAL DOCUMENT. All relevant fields must be completed accurately.

Section A Required Client Information:	Section B Required Project Information:	Section C Invoice Information:	Page: 1 of 4		
Company: Vistra Corp	Report To: Brian Voelker	Attention: Jason Stuckey			
Address: 13498 E. 900th St	Copy To: Jason Stuckey	Company Name: Vistra Corp	REGULATORY AGENCY		
		Address: see Section A	NPDES	GROUND WATER	DRINKING WATER
Email To: Brian.Voelker@VistraCorp.com	Purchase Order No.:	Quote Reference:	UST	RCRA	OTHER
Phone: (217) 753-8911 Fax:	Project Name:	Project Manager:	Site Location		
Requested Due Date/TAT: 10 day	Project Number: 2285	Profile #:	STATE: IL		

ITEM #	Section D Required Client Information	Valid Matrix Codes MATRIX CODE	DATE	TIME	SAMPLE TEMP AT COLLECTION	# OF CONTAINERS	Preservatives										Requested Analysis Filtered (Y/N)								Residual Chlorine (Y/N)	Project No / Lab I.D.	
							Unpreserved	H ₂ SO ₄	HNO ₃	HCl	NaOH	Na ₂ S ₂ O ₅	Methanol	Other	Analysis Test	BAL_257_601	BAL_257_605	BAL_845_601	BAL_845_605	BAL_CLOSURE_605	BAL_SUP_000	BAL_WPCP_605					
1	BAL_MW-104#SR					4	2	2																		Pres ✓	MW 85374
2	BAL_MW-104&DR					4	2	2																			23050523-001
3	BAL_MW-150					6	2	2	2																		002
4	BAL_MW-151					6	2	2	2																		003
5	BAL_MW-152					6	2	2	2																		004
6	BAL_MW-153					6	2	2	2																		005
7	BAL_MW-154					6	2	2	2																		006
8	BAL_MW-155					4	2	2																			007
9	BAL_MW-158IR					2	1	1																			008
10	BAL_MW-192					6	2	2	2																		009
11	BAL_MW-193					6	2	2	2																		010
12	BAL_MW-194					2	1	1																			011
13	BAL_MW-203		5/23/22	1844		2	1	1																			012
14	BAL_MW-204		2	1811		2	1	1																			013
15	BAL_MW-252					6	2	2	2																		014
16	BAL_MW-253					6	2	2	2																		015

ADDITIONAL COMMENTS	RELINQUISHED BY / AFFILIATION	DATE	TIME	ACCEPTED BY / AFFILIATION	DATE	TIME	SAMPLE CONDITIONS						
BAL-23Q2-Rev 2	Jason Carroll	5/23/22	2030	Allen Cole	5/23/23	2030	9.0	Y	N	Y			

SAMPLER NAME AND SIGNATURE			Temp in °C	Received on Ice (Y/N)	Custody Sealed Cooler (Y/N)	Samples Intact (Y/N)
PRINT Name of SAMPLER:	J. Carroll / B. Gillihan					
SIGNATURE of SAMPLER:	Jason Carroll					

BAL-257-901

23050923

CHAIN-OF-CUSTODY / Analytical Request Document

The Chain-of-Custody is a LEGAL DOCUMENT. All relevant fields must be completed accurately.

Page: 2 of 4

Section A Required Client Information:		Section B Required Project Information:		Section C Invoice Information:	
Company: Vistra Corp		Report To: Brian Voelker		Attention: Jason Stuckey	
Address: 13498 E. 900th St		Copy To: Jason Stuckey		Company Name: Vistra Corp	
Email To: Brian.Voelker@VistraCorp.com		Purchase Order No.:		Address: see Section A	
Phone: (217) 753-8911 Fax:		Project Name:		Quote Reference:	
Requested Due Date/TAT: 10 day		Project Number: 2285		Project Manager:	
				Profile #:	
				REGULATORY AGENCY	
				NPDES GROUND WATER DRINKING WATER	
				UST RCRA OTHER	
				Site Location	
				STATE: IL	

ITEM #	Section D Required Client Information	Valid Matrix Codes MATRIX CODE	DATE	TIME	SAMPLE TEMP AT COLLECTION	# OF CONTAINERS	Preservatives								Requested Analysis Filtered (Y/N)							Residual Chlorine (Y/N)	Project No. / Lab I.D.			
							Unpreserved	H ₂ SO ₄	HNO ₃	HCl	NaOH	Na ₂ S ₂ O ₃	Methanol	Other	Analysis Test ↓	BAL_257_601	BAL_257_605	BAL_845_601	BAL_845_605	BAL_CLOSURE_605	BAL_SUP_000			BAL_WPCP_605		
																									DW	WT
1	BAL_MW-258					2	1	1																		23050923 - 017
2	BAL_MW-304					6	2	2	2																	018
3	BAL_MW-306		5/23/23	1611		6	2	2	2																	019
4	BAL_MW-307			1708		2	1	1																		020
5	BAL_MW-350					6	2	2	2																	021
6	BAL_MW-352					6	2	2	2																	022
7	BAL_MW-355					4	2	2																		023
8	BAL_MW-356					6	2	2	2																	024
9	BAL_MW-358					6	2	2	2																	025
10	BAL_MW-366					6	2	2	2																	026
11	BAL_MW-369					6	2	2	2																	027
12	BAL_MW-370					6	2	2	2																	028
13	BAL_MW-375					6	2	2	2																	029
14	BAL_MW-377					6	2	2	2																	030
15	BAL_MW-382					6	2	2	2																	031
16	BAL_MW-383					6	2	2	2																	032

ADDITIONAL COMMENTS	RELINQUISHED BY / AFFILIATION	DATE	TIME	ACCEPTED BY / AFFILIATION	DATE	TIME	SAMPLE CONDITIONS
BAL-23Q2-Rev 2	Jessie Carroll	5/23/23	1030	William Coler	5/23	2020	

SAMPLER NAME AND SIGNATURE		Temp in °C	Received on Ice (Y/N)	Custody Sealed Cooler (Y/N)	Samples Intact (Y/N)
PRINT Name of SAMPLER:	J. Carroll				
SIGNATURE of SAMPLER:	J. Carroll	DATE Signed (MM/DD/YY):	5/23/23		

23050523

CHAIN-OF-CUSTODY / Analytical Request Document

The Chain-of-Custody is a LEGAL DOCUMENT. All relevant fields must be completed accurately.

Page: 3 of 4

Section A Required Client Information:		Section B Required Project Information:		Section C Invoice Information:		REGULATORY AGENCY	
Company: Vistra Corp		Report To: Brian Voelker		Attention: Jason Stuckey		NPDES GROUND WATER DRINKING WATER	
Address: 13498 E. 900th St		Copy To: Jason Stuckey		Company Name: Vistra Corp		UST RCRA OTHER	
Email To: Brian.Voelker@VistraCorp.com		Purchase Order No.:		Address: see Section A		Site Location	
Phone: (217) 753-8911 Fax:		Project Name:		Quote Reference:		STATE: IL	
Requested Due Date/TAT: 10 day		Project Number: 2285		Project Manager:		Residual Chlorine (Y/N)	
				Profile #:		Project No./ Lab I.D.	

ITEM #	Section D Required Client Information	Valid Matrix Codes MATRIX CODE	MATRIX CODE (see valid codes to left)	SAMPLE TYPE (G=GRAB C=COMP)	COLLECTED		SAMPLE TEMP AT COLLECTION	# OF CONTAINERS	Preservatives								Analysis Test ↓	Requested Analysis Filtered (Y/N)	Residual Chlorine (Y/N)	Project No./ Lab I.D.
					DATE	TIME			Unpreserved	H ₂ SO ₄	HNO ₃	HCl	NaOH	Na ₂ S ₂ O ₃	Methanol	Other				
1	BAL_MW-384						6	2	2	2									23050523-033	
2	BAL_MW-390						6	2	2	2									034	
3	BAL_MW-391						6	2	2	2									035	
4	BAL_MW-392						6	2	2	2									036	
5	BAL_MW-393						6	2	2	2									037	
6	BAL_MW-394						6	2	2	2									038	
7	BAL_OW-156						0												039	
8	BAL_OW-157						0												040	
9	BAL_OW-256						6	2	2	2									041	
10	BAL_OW-257						6	2	2	2									042	
11	BAL_PZ-169						0												043	
12	BAL_PZ-170						6	2	2	2									044	
13	BAL_PZ-182						6	2	2	2									045	
14	BAL_TPZ-159						0												046	
15	BAL_TPZ-164_pore					5/23/23	6	2	2	2									047	
16	BAL_XPW01					Je	6	2	2	2									048	

ADDITIONAL COMMENTS	RELINQUISHED BY / AFFILIATION	DATE	TIME	ACCEPTED BY / AFFILIATION	DATE	TIME	SAMPLE CONDITIONS
BAL-23Q2-Rev 2	J. Carradi	5/23/23	2030	Allen Coler	5/23	2030	

SAMPLER NAME AND SIGNATURE		Temp in °C	Received on Ice (Y/N)	Custody Sealed Cooler (Y/N)	Samples Intact (Y/N)
PRINT Name of SAMPLER:	J. Carradi B. Gillichen				
SIGNATURE of SAMPLER:	J. Carradi	DATE Signed (MM/DD/YY):	5/23/23		

BAL-257-601
23050523

CHAIN-OF-CUSTODY / Analytical Request Document

The Chain-of-Custody is a LEGAL DOCUMENT. All relevant fields must be completed accurately.

Page: 4 of 4

Section A Required Client Information:		Section B Required Project Information:		Section C Invoice Information:		REGULATORY AGENCY		
Company: Vistra Corp		Report To: Brian Voelker		Attention: Jason Stuckey		NPDES GROUND WATER DRINKING WATER		
Address: 13498 E. 900th St		Copy To: Jason Stuckey		Company Name: Vistra Corp		UST RCRA OTHER		
Email To: Brian.Voelker@VistraCorp.com		Purchase Order No.:		Address: see Section A		Site Location		
Phone: (217) 753-8911 Fax:		Project Name:		Quote Reference:		STATE: IL		
Requested Due Date/TAT: 10 day		Project Number: 2285		Project Manager:		Profile #:		

ITEM #	Section D Required Client Information	Valid Matrix Codes MATRIX CODE	COLLECTED	SAMPLE TEMP AT COLLECTION	# OF CONTAINERS	Preservatives										Requested Analysis Filtered (Y/N)								Residual Chlorine (Y/N)	Project No./ Lab I.D.	
						DATE	TIME	Unpreserved	H ₂ SO ₄	HNO ₃	HCl	NaOH	Na ₂ S ₂ O ₃	Methanol	Other	Analysis Test ↓	BAL_257_601	BAL_257_605	BAL_845_601	BAL_845_605	BAL_CLOSURE_605	BAL_SUP_000	BAL_WPCP_605			
																										Y/N
1	BAL_XPW02		5/23/23 1055		2	1																				23050523-049
2	BAL_XPW04		1303		2	1																				050
3	BAL_XPW05		1142		6	2	2																			051
4	BAL_XPW06		1508		6	2	2																			052
5	BAL_MW-304 Duplicate				6	2	2																			053
6	Field Blank		5/23/23 1904		6	2	2																			054

ADDITIONAL COMMENTS	RELINQUISHED BY / AFFILIATION	DATE	TIME	ACCEPTED BY / AFFILIATION	DATE	TIME	SAMPLE CONDITIONS
BAL-23Q2-Rev 2	<i>Mary Carroll</i>	5/23/23	2030	<i>Alison Cole</i>	5/23	2030	

SAMPLER NAME AND SIGNATURE		Temp in °C	Received on ice (Y/N)	Custody Sealed Cooler (Y/N)	Samples intact (Y/N)
PRINT Name of SAMPLER:	<i>Carroll B. Gilligan</i>				
SIGNATURE of SAMPLER:	<i>Mary Carroll</i>	DATE Signed (MM/DD/YY):	<i>5/23/23</i>		

June 30, 2023

Eric Bauer
Ramboll
300 S. Wacker Drive
Suite 130
Chicago, IL 60606
TEL: (414) 837-3607
FAX: (414) 837-3608



Illinois	100226
Kansas	E-10374
Louisiana	05002
Louisiana	05003
Oklahoma	9978

RE: BAL-23Q2

WorkOrder: 23050524

Dear Eric Bauer:

TEKLAB, INC received 44 samples on 5/23/2023 8:30:00 PM for the analysis presented in the following report.

Samples are analyzed on an as received basis unless otherwise requested and documented. The sample results contained in this report relate only to the requested analytes of interest as directed on the chain of custody. NELAP accredited fields of testing are indicated by the letters NELAP under the Certification column. Unless otherwise documented within this report, Teklab Inc. analyzes samples utilizing the most current methods in compliance with 40CFR. All tests are performed in the Collinsville, IL laboratory unless otherwise noted in the Case Narrative.

All quality control criteria applicable to the test methods employed for this project have been satisfactorily met and are in accordance with NELAP except where noted. The following report shall not be reproduced, except in full, without the written approval of Teklab, Inc.

If you have any questions regarding these tests results, please feel free to call.

Sincerely,



Elizabeth A. Hurley
Director of Customer Service
(618)344-1004 ex 33
ehurley@teklabinc.com



Report Contents

<http://www.teklabinc.com/>

Client: Ramboll

Work Order: 23050524

Client Project: BAL-23Q2

Report Date: 30-Jun-23

This reporting package includes the following:

Cover Letter	1
Report Contents	2
Definitions	3
Case Narrative	5
Accreditations	6
Laboratory Results	7
Sample Summary	50
Dates Report	52
Receiving Check List	55
Chain of Custody	Appended

Definitions

Client: Ramboll

Work Order: 23050524

Client Project: BAL-23Q2

Report Date: 30-Jun-23

Abbr Definition

* Analytes on report marked with an asterisk are not NELAP accredited

CCV Continuing calibration verification is a check of a standard to determine the state of calibration of an instrument between recalibration.

CRQL A Client Requested Quantitation Limit is a reporting limit that varies according to customer request. The CRQL may not be less than the MDL.

DF Dilution factor is the dilution performed during analysis only and does not take into account any dilutions made during sample preparation. The reported result is final and includes all dilution factors.

DNI Did not ignite

DUP Laboratory duplicate is a replicate aliquot prepared under the same laboratory conditions and independently analyzed to obtain a measure of precision.

ICV Initial calibration verification is a check of a standard to determine the state of calibration of an instrument before sample analysis is initiated.

IDPH IL Dept. of Public Health

LCS Laboratory control sample is a sample matrix, free from the analytes of interest, spiked with verified known amounts of analytes and analyzed exactly like a sample to establish intra-laboratory or analyst specific precision and bias or to assess the performance of all or a portion of the measurement system.

LCSD Laboratory control sample duplicate is a replicate laboratory control sample that is prepared and analyzed in order to determine the precision of the approved test method. The acceptable recovery range is listed in the QC Package (provided upon request).

MBLK Method blank is a sample of a matrix similar to the batch of associated sample (when available) that is free from the analytes of interest and is processed simultaneously with and under the same conditions as samples through all steps of the analytical procedures, and in which no target analytes or interferences should present at concentrations that impact the analytical results for sample analyses.

MDL "The method detection limit is defined as the minimum measured concentration of a substance that can be reported with 99% confidence that the measured concentration is distinguishable from method blank results."

MS Matrix spike is an aliquot of matrix fortified (spiked) with known quantities of specific analytes that is subjected to the entire analytical procedures in order to determine the effect of the matrix on an approved test method's recovery system. The acceptable recovery range is listed in the QC Package (provided upon request).

MSD Matrix spike duplicate means a replicate matrix spike that is prepared and analyzed in order to determine the precision of the approved test method. The acceptable recovery range is listed in the QC Package (provided upon request).

MW Molecular weight

NC Data is not acceptable for compliance purposes

ND Not Detected at the Reporting Limit

NELAP NELAP Accredited

PQL Practical quantitation limit means the lowest level that can be reliably achieved within specified limits of precision and accuracy during routine laboratory operation conditions.

RL The reporting limit the lowest level that the data is displayed in the final report. The reporting limit may vary according to customer request or sample dilution. The reporting limit may not be less than the MDL.

RPD Relative percent difference is a calculated difference between two recoveries (ie. MS/MSD). The acceptable recovery limit is listed in the QC Package (provided upon request).

SPK The spike is a known mass of target analyte added to a blank sample or sub-sample; used to determine recovery deficiency or for other quality control purposes.

Surr Surrogates are compounds which are similar to the analytes of interest in chemical composition and behavior in the analytical process, but which are not normally found in environmental samples.

TIC Tentatively identified compound: Analytes tentatively identified in the sample by using a library search. Only results not in the calibration standard will be reported as tentatively identified compounds. Results for tentatively identified compounds that are not present in the calibration standard, but are assigned a specific chemical name based upon the library search, are calculated using total peak areas from reconstructed ion chromatograms and a response factor of one. The nearest Internal Standard is used for the calculation. The results of any TICs must be considered estimated, and are flagged with a "T". If the estimated result is above the calibration range it is flagged "ET"

TNTC Too numerous to count (> 200 CFU)



Definitions

<http://www.teklabinc.com/>

Client: Ramboll

Work Order: 23050524

Client Project: BAL-23Q2

Report Date: 30-Jun-23

Qualifiers

- # - Unknown hydrocarbon
- C - RL shown is a Client Requested Quantitation Limit
- H - Holding times exceeded
- J - Analyte detected below quantitation limits
- ND - Not Detected at the Reporting Limit
- S - Spike Recovery outside recovery limits
- X - Value exceeds Maximum Contaminant Level
- B - Analyte detected in associated Method Blank
- E - Value above quantitation range
- I - Associated internal standard was outside method criteria
- M - Manual Integration used to determine area response
- R - RPD outside accepted recovery limits
- T - TIC(Tentatively identified compound)



Case Narrative

<http://www.teklabinc.com/>

Client: Ramboll
Client Project: BAL-23Q2

Work Order: 23050524
Report Date: 30-Jun-23

Cooler Receipt Temp: 9.0 °C

An employee of Teklab, Inc. collected the sample(s).

MW-253 could not be collected; the pump is stuck in the well. TAC/EAH 5/22/23

Analyses were performed by Pace Analytical National. See attached report for results and QC.

This report was revised on June 30, 2023 per Eric Bauer's request. The reason for the revision is to correct collection times for MW-203 and MW-204 within the subcontracting report. Please replace report dated June 29, 2023 with this report. EAH 6/30/23

Locations

Collinsville

Address 5445 Horseshoe Lake Road
Collinsville, IL 62234-7425
Phone (618) 344-1004
Fax (618) 344-1005
Email jhriley@teklabinc.com

Collinsville Air

Address 5445 Horseshoe Lake Road
Collinsville, IL 62234-7425
Phone (618) 344-1004
Fax (618) 344-1005
Email EHurley@teklabinc.com

Springfield

Address 3920 Pintail Dr
Springfield, IL 62711-9415
Phone (217) 698-1004
Fax (217) 698-1005
Email KKlostermann@teklabinc.com

Chicago

Address 1319 Butterfield Rd.
Downers Grove, IL 60515
Phone (630) 324-6855
Fax
Email arenner@teklabinc.com

Kansas City

Address 8421 Nieman Road
Lenexa, KS 66214
Phone (913) 541-1998
Fax (913) 541-1998
Email jhriley@teklabinc.com



Accreditations

<http://www.teklabinc.com/>

Client: Ramboll

Work Order: 23050524

Client Project: BAL-23Q2

Report Date: 30-Jun-23

State	Dept	Cert #	NELAP	Exp Date	Lab
Illinois	IEPA	100226	NELAP	1/31/2024	Collinsville
Kansas	KDHE	E-10374	NELAP	4/30/2024	Collinsville
Louisiana	LDEQ	05002	NELAP	6/30/2024	Collinsville
Louisiana	LDEQ	05003	NELAP	6/30/2024	Collinsville
Oklahoma	ODEQ	9978	NELAP	8/31/2023	Collinsville
Arkansas	ADEQ	88-0966		3/14/2024	Collinsville
Illinois	IDPH	17584		5/31/2025	Collinsville
Iowa	IDNR	430		6/1/2024	Collinsville
Kentucky	UST	0073		1/31/2024	Collinsville
Missouri	MDNR	00930		5/31/2023	Collinsville
Missouri	MDNR	930		1/31/2025	Collinsville



Client: Ramboll
Client Project: BAL-23Q2
Lab ID: 23050524-001
Matrix: GROUNDWATER

Work Order: 23050524
Report Date: 30-Jun-23
Client Sample ID: BAL_MW-150
Collection Date: 05/18/2023 11:19

Analyses	Certification	RL	Qual	Result	Units	DF	Date Analyzed	Batch
SEE ATTACHED FOR SUBCONTRACTING ANALYSIS								
Subcontracted Analysis	*	0		See Attached		1	06/16/2023 17:55	R330953



Client: Ramboll
Client Project: BAL-23Q2

Work Order: 23050524
Report Date: 30-Jun-23

Lab ID: 23050524-002

Client Sample ID: BAL_MW-151

Matrix: GROUNDWATER

Collection Date: 05/18/2023 13:48

Analyses	Certification	RL	Qual	Result	Units	DF	Date Analyzed	Batch
SEE ATTACHED FOR SUBCONTRACTING ANALYSIS								
Subcontracted Analysis	*	0		See Attached		1	06/17/2023 9:00	R330953



Client: Ramboll
Client Project: BAL-23Q2

Work Order: 23050524
Report Date: 30-Jun-23

Lab ID: 23050524-003

Client Sample ID: BAL_MW-152

Matrix: GROUNDWATER

Collection Date: 05/18/2023 15:23

Analyses	Certification	RL	Qual	Result	Units	DF	Date Analyzed	Batch
SEE ATTACHED FOR SUBCONTRACTING ANALYSIS								
Subcontracted Analysis	*	0		See Attached		1	06/17/2023 9:00	R330953



Client: Ramboll
Client Project: BAL-23Q2
Lab ID: 23050524-004
Matrix: GROUNDWATER

Work Order: 23050524
Report Date: 30-Jun-23
Client Sample ID: BAL_MW-153
Collection Date: 05/22/2023 15:49

Analyses	Certification	RL	Qual	Result	Units	DF	Date Analyzed	Batch
SEE ATTACHED FOR SUBCONTRACTING ANALYSIS								
Subcontracted Analysis	*	0		See Attached		1	06/17/2023 9:00	R330953



Client: Ramboll
Client Project: BAL-23Q2
Lab ID: 23050524-005
Matrix: GROUNDWATER

Work Order: 23050524
Report Date: 30-Jun-23
Client Sample ID: BAL_MW-158!R
Collection Date: 05/19/2023 10:55

Analyses	Certification	RL	Qual	Result	Units	DF	Date Analyzed	Batch
SEE ATTACHED FOR SUBCONTRACTING ANALYSIS								
Subcontracted Analysis	*	0		See Attached		1	06/21/2023 21:31	R330953



Client: Ramboll
Client Project: BAL-23Q2
Lab ID: 23050524-006
Matrix: GROUNDWATER

Work Order: 23050524
Report Date: 30-Jun-23
Client Sample ID: BAL_MW-192
Collection Date: 05/16/2023 10:37

Analyses	Certification	RL	Qual	Result	Units	DF	Date Analyzed	Batch
SEE ATTACHED FOR SUBCONTRACTING ANALYSIS								
Subcontracted Analysis	*	0		See Attached		1	06/17/2023 9:00	R330953



Client: Ramboll
Client Project: BAL-23Q2
Lab ID: 23050524-007
Matrix: GROUNDWATER

Work Order: 23050524
Report Date: 30-Jun-23
Client Sample ID: BAL_MW-193
Collection Date: 05/15/2023 14:56

Analyses	Certification	RL	Qual	Result	Units	DF	Date Analyzed	Batch
SEE ATTACHED FOR SUBCONTRACTING ANALYSIS								
Subcontracted Analysis	*	0		See Attached		1	06/17/2023 9:00	R330953



Client: Ramboll
Client Project: BAL-23Q2
Lab ID: 23050524-008
Matrix: GROUNDWATER

Work Order: 23050524
Report Date: 30-Jun-23
Client Sample ID: BAL_MW-194
Collection Date: 05/15/2023 13:09

Analyses	Certification	RL	Qual	Result	Units	DF	Date Analyzed	Batch
SEE ATTACHED FOR SUBCONTRACTING ANALYSIS								
Subcontracted Analysis	*	0		See Attached		1	06/17/2023 9:00	R330953



Client: Ramboll
Client Project: BAL-23Q2
Lab ID: 23050524-009
Matrix: GROUNDWATER

Work Order: 23050524
Report Date: 30-Jun-23
Client Sample ID: BAL_MW-203
Collection Date: 05/23/2023 18:44

Analyses	Certification	RL	Qual	Result	Units	DF	Date Analyzed	Batch
SEE ATTACHED FOR SUBCONTRACTING ANALYSIS								
Subcontracted Analysis	*	0		See Attached		1	06/17/2023 9:00	R330953



Client: Ramboll
Client Project: BAL-23Q2
Lab ID: 23050524-010
Matrix: GROUNDWATER

Work Order: 23050524
Report Date: 30-Jun-23
Client Sample ID: BAL_MW-204
Collection Date: 05/23/2023 18:11

Analyses	Certification	RL	Qual	Result	Units	DF	Date Analyzed	Batch
SEE ATTACHED FOR SUBCONTRACTING ANALYSIS								
Subcontracted Analysis	*	0		See Attached		1	06/17/2023 9:00	R330953



Client: Ramboll
Client Project: BAL-23Q2
Lab ID: 23050524-011
Matrix: GROUNDWATER

Work Order: 23050524
Report Date: 30-Jun-23
Client Sample ID: BAL_MW-252
Collection Date: 05/18/2023 15:53

Analyses	Certification	RL	Qual	Result	Units	DF	Date Analyzed	Batch
SEE ATTACHED FOR SUBCONTRACTING ANALYSIS								
Subcontracted Analysis	*	0		See Attached		1	06/17/2023 9:00	R330953



Client: Ramboll
Client Project: BAL-23Q2
Lab ID: 23050524-013
Matrix: GROUNDWATER

Work Order: 23050524
Report Date: 30-Jun-23
Client Sample ID: BAL_MW-258
Collection Date: 05/19/2023 12:10

Analyses	Certification	RL	Qual	Result	Units	DF	Date Analyzed	Batch
SEE ATTACHED FOR SUBCONTRACTING ANALYSIS								
Subcontracted Analysis	*	0		See Attached		1	06/21/2023 21:31	R330953



Client: Ramboll
Client Project: BAL-23Q2
Lab ID: 23050524-014
Matrix: GROUNDWATER

Work Order: 23050524
Report Date: 30-Jun-23
Client Sample ID: BAL_MW-304
Collection Date: 05/22/2023 10:41

Analyses	Certification	RL	Qual	Result	Units	DF	Date Analyzed	Batch
SEE ATTACHED FOR SUBCONTRACTING ANALYSIS								
Subcontracted Analysis	*	0		See Attached		1	06/17/2023 9:00	R330953



Client: Ramboll
Client Project: BAL-23Q2
Lab ID: 23050524-015
Matrix: GROUNDWATER

Work Order: 23050524
Report Date: 30-Jun-23
Client Sample ID: BAL_MW-306
Collection Date: 05/23/2023 16:11

Analyses	Certification	RL	Qual	Result	Units	DF	Date Analyzed	Batch
SEE ATTACHED FOR SUBCONTRACTING ANALYSIS								
Subcontracted Analysis	*	0		See Attached		1	06/17/2023 9:00	R330953



Client: Ramboll
Client Project: BAL-23Q2
Lab ID: 23050524-016
Matrix: GROUNDWATER

Work Order: 23050524
Report Date: 30-Jun-23
Client Sample ID: BAL_MW-307
Collection Date: 05/23/2023 17:08

Analyses	Certification	RL	Qual	Result	Units	DF	Date Analyzed	Batch
SEE ATTACHED FOR SUBCONTRACTING ANALYSIS								
Subcontracted Analysis	*	0		See Attached		1	06/17/2023 9:00	R330953



Client: Ramboll
Client Project: BAL-23Q2
Lab ID: 23050524-017
Matrix: GROUNDWATER

Work Order: 23050524
Report Date: 30-Jun-23
Client Sample ID: BAL_MW-350
Collection Date: 05/18/2023 10:37

Analyses	Certification	RL	Qual	Result	Units	DF	Date Analyzed	Batch
SEE ATTACHED FOR SUBCONTRACTING ANALYSIS								
Subcontracted Analysis	*	0		See Attached		1	06/17/2023 9:00	R330953



Client: Ramboll
Client Project: BAL-23Q2
Lab ID: 23050524-018
Matrix: GROUNDWATER

Work Order: 23050524
Report Date: 30-Jun-23
Client Sample ID: BAL_MW-352
Collection Date: 05/18/2023 16:10

Analyses	Certification	RL	Qual	Result	Units	DF	Date Analyzed	Batch
SEE ATTACHED FOR SUBCONTRACTING ANALYSIS								
Subcontracted Analysis	*	0		See Attached		1	06/17/2023 9:00	R330953



Client: Ramboll
Client Project: BAL-23Q2
Lab ID: 23050524-019
Matrix: GROUNDWATER

Work Order: 23050524
Report Date: 30-Jun-23
Client Sample ID: BAL_MW-356
Collection Date: 05/16/2023 12:29

Analyses	Certification	RL	Qual	Result	Units	DF	Date Analyzed	Batch
SEE ATTACHED FOR SUBCONTRACTING ANALYSIS								
Subcontracted Analysis	*	0		See Attached		1	06/17/2023 9:00	R330953



Client: Ramboll
Client Project: BAL-23Q2
Lab ID: 23050524-020
Matrix: GROUNDWATER

Work Order: 23050524
Report Date: 30-Jun-23
Client Sample ID: BAL_MW-358
Collection Date: 05/19/2023 11:28

Analyses	Certification	RL	Qual	Result	Units	DF	Date Analyzed	Batch
SEE ATTACHED FOR SUBCONTRACTING ANALYSIS								
Subcontracted Analysis	*	0		See Attached		1	06/21/2023 21:31	R330953



Client: Ramboll
Client Project: BAL-23Q2
Lab ID: 23050524-021
Matrix: GROUNDWATER

Work Order: 23050524
Report Date: 30-Jun-23
Client Sample ID: BAL_MW-366
Collection Date: 05/16/2023 16:48

Analyses	Certification	RL	Qual	Result	Units	DF	Date Analyzed	Batch
SEE ATTACHED FOR SUBCONTRACTING ANALYSIS								
Subcontracted Analysis	*	0		See Attached		1	06/17/2023 9:00	R330953



Client: Ramboll
Client Project: BAL-23Q2
Lab ID: 23050524-022
Matrix: GROUNDWATER

Work Order: 23050524
Report Date: 30-Jun-23
Client Sample ID: BAL_MW-369
Collection Date: 05/16/2023 15:03

Analyses	Certification	RL	Qual	Result	Units	DF	Date Analyzed	Batch
SEE ATTACHED FOR SUBCONTRACTING ANALYSIS								
Subcontracted Analysis	*	0		See Attached		1	06/17/2023 9:00	R330953



Client: Ramboll
Client Project: BAL-23Q2
Lab ID: 23050524-023
Matrix: GROUNDWATER

Work Order: 23050524
Report Date: 30-Jun-23
Client Sample ID: BAL_MW-370
Collection Date: 05/16/2023 14:24

Analyses	Certification	RL	Qual	Result	Units	DF	Date Analyzed	Batch
SEE ATTACHED FOR SUBCONTRACTING ANALYSIS								
Subcontracted Analysis	*	0		See Attached		1	06/17/2023 9:00	R330953



Client: Ramboll
Client Project: BAL-23Q2
Lab ID: 23050524-024
Matrix: GROUNDWATER

Work Order: 23050524
Report Date: 30-Jun-23
Client Sample ID: BAL_MW-375
Collection Date: 05/18/2023 12:32

Analyses	Certification	RL	Qual	Result	Units	DF	Date Analyzed	Batch
SEE ATTACHED FOR SUBCONTRACTING ANALYSIS								
Subcontracted Analysis	*	0		See Attached		1	06/17/2023 9:00	R330953



Client: Ramboll
Client Project: BAL-23Q2
Lab ID: 23050524-025
Matrix: GROUNDWATER

Work Order: 23050524
Report Date: 30-Jun-23
Client Sample ID: BAL_MW-377
Collection Date: 05/22/2023 12:52

Analyses	Certification	RL	Qual	Result	Units	DF	Date Analyzed	Batch
SEE ATTACHED FOR SUBCONTRACTING ANALYSIS								
Subcontracted Analysis	*	0		See Attached		1	06/17/2023 9:00	R330953



Client: Ramboll
Client Project: BAL-23Q2
Lab ID: 23050524-026
Matrix: GROUNDWATER

Work Order: 23050524
Report Date: 30-Jun-23
Client Sample ID: BAL_MW-382
Collection Date: 05/16/2023 15:42

Analyses	Certification	RL	Qual	Result	Units	DF	Date Analyzed	Batch
SEE ATTACHED FOR SUBCONTRACTING ANALYSIS								
Subcontracted Analysis	*	0		See Attached		1	06/19/2023 21:17	R330953



Client: Ramboll

Work Order: 23050524

Client Project: BAL-23Q2

Report Date: 30-Jun-23

Lab ID: 23050524-027

Client Sample ID: BAL_MW-383

Matrix: GROUNDWATER

Collection Date: 05/22/2023 14:28

Analyses	Certification	RL	Qual	Result	Units	DF	Date Analyzed	Batch
SEE ATTACHED FOR SUBCONTRACTING ANALYSIS								
Subcontracted Analysis	*	0		See Attached		1	06/19/2023 21:17	R330953



Client: Ramboll
Client Project: BAL-23Q2
Lab ID: 23050524-028
Matrix: GROUNDWATER

Work Order: 23050524
Report Date: 30-Jun-23
Client Sample ID: BAL_MW-384
Collection Date: 05/22/2023 13:43

Analyses	Certification	RL	Qual	Result	Units	DF	Date Analyzed	Batch
SEE ATTACHED FOR SUBCONTRACTING ANALYSIS								
Subcontracted Analysis	*	0		See Attached		1	06/19/2023 21:17	R330953



Client: Ramboll
Client Project: BAL-23Q2
Lab ID: 23050524-029
Matrix: GROUNDWATER

Work Order: 23050524
Report Date: 30-Jun-23
Client Sample ID: BAL_MW-390
Collection Date: 05/17/2023 15:25

Analyses	Certification	RL	Qual	Result	Units	DF	Date Analyzed	Batch
SEE ATTACHED FOR SUBCONTRACTING ANALYSIS								
Subcontracted Analysis	*	0		See Attached		1	06/19/2023 21:17	R330953



Client: Ramboll
Client Project: BAL-23Q2
Lab ID: 23050524-030
Matrix: GROUNDWATER

Work Order: 23050524
Report Date: 30-Jun-23
Client Sample ID: BAL_MW-391
Collection Date: 05/17/2023 16:36

Analyses	Certification	RL	Qual	Result	Units	DF	Date Analyzed	Batch
SEE ATTACHED FOR SUBCONTRACTING ANALYSIS								
Subcontracted Analysis	*	0		See Attached		1	06/19/2023 21:17	R330953



Client: Ramboll
Client Project: BAL-23Q2
Lab ID: 23050524-031
Matrix: GROUNDWATER

Work Order: 23050524
Report Date: 30-Jun-23
Client Sample ID: BAL_MW-392
Collection Date: 05/16/2023 11:31

Analyses	Certification	RL	Qual	Result	Units	DF	Date Analyzed	Batch
SEE ATTACHED FOR SUBCONTRACTING ANALYSIS								
Subcontracted Analysis	*	0		See Attached		1	06/19/2023 21:17	R330953



Client: Ramboll
Client Project: BAL-23Q2
Lab ID: 23050524-032
Matrix: GROUNDWATER

Work Order: 23050524
Report Date: 30-Jun-23
Client Sample ID: BAL_MW-393
Collection Date: 05/15/2023 15:43

Analyses	Certification	RL	Qual	Result	Units	DF	Date Analyzed	Batch
SEE ATTACHED FOR SUBCONTRACTING ANALYSIS								
Subcontracted Analysis	*	0		See Attached		1	06/19/2023 21:17	R330953



Client: Ramboll
Client Project: BAL-23Q2
Lab ID: 23050524-033
Matrix: GROUNDWATER

Work Order: 23050524
Report Date: 30-Jun-23
Client Sample ID: BAL_MW-394
Collection Date: 05/15/2023 13:53

Analyses	Certification	RL	Qual	Result	Units	DF	Date Analyzed	Batch
SEE ATTACHED FOR SUBCONTRACTING ANALYSIS								
Subcontracted Analysis	*	0		See Attached		1	06/19/2023 21:17	R330953



Client: Ramboll
Client Project: BAL-23Q2
Lab ID: 23050524-034
Matrix: GROUNDWATER

Work Order: 23050524
Report Date: 30-Jun-23
Client Sample ID: BAL_OW-256
Collection Date: 05/17/2023 11:16

Analyses	Certification	RL	Qual	Result	Units	DF	Date Analyzed	Batch
SEE ATTACHED FOR SUBCONTRACTING ANALYSIS								
Subcontracted Analysis	*	0		See Attached		1	06/19/2023 21:17	R330953



Client: Ramboll
Client Project: BAL-23Q2
Lab ID: 23050524-035
Matrix: GROUNDWATER

Work Order: 23050524
Report Date: 30-Jun-23
Client Sample ID: BAL_OW-257
Collection Date: 05/17/2023 12:50

Analyses	Certification	RL	Qual	Result	Units	DF	Date Analyzed	Batch
SEE ATTACHED FOR SUBCONTRACTING ANALYSIS								
Subcontracted Analysis	*	0		See Attached		1	06/19/2023 21:17	R330953



Client: Ramboll Work Order: 23050524
 Client Project: BAL-23Q2 Report Date: 30-Jun-23
 Lab ID: 23050524-036 Client Sample ID: BAL_PZ-170
 Matrix: GROUNDWATER Collection Date: 05/17/2023 11:53

Analyses	Certification	RL	Qual	Result	Units	DF	Date Analyzed	Batch
SEE ATTACHED FOR SUBCONTRACTING ANALYSIS								
Subcontracted Analysis	*	0		See Attached		1	06/19/2023 21:17	R330953



Client: Ramboll
Client Project: BAL-23Q2
Lab ID: 23050524-037
Matrix: GROUNDWATER

Work Order: 23050524
Report Date: 30-Jun-23
Client Sample ID: BAL_PZ-182
Collection Date: 05/17/2023 14:21

Analyses	Certification	RL	Qual	Result	Units	DF	Date Analyzed	Batch
SEE ATTACHED FOR SUBCONTRACTING ANALYSIS								
Subcontracted Analysis	*	0		See Attached		1	06/19/2023 21:17	R330953



Client: Ramboll
Client Project: BAL-23Q2
Lab ID: 23050524-038
Matrix: GROUNDWATER

Work Order: 23050524
Report Date: 30-Jun-23
Client Sample ID: BAL_XPW01
Collection Date: 05/23/2023 14:03

Analyses	Certification	RL	Qual	Result	Units	DF	Date Analyzed	Batch
SEE ATTACHED FOR SUBCONTRACTING ANALYSIS								
Subcontracted Analysis	*	0		See Attached		1	06/19/2023 21:17	R330953



Client: Ramboll
Client Project: BAL-23Q2
Lab ID: 23050524-039
Matrix: GROUNDWATER

Work Order: 23050524
Report Date: 30-Jun-23
Client Sample ID: BAL_XPW02
Collection Date: 05/23/2023 10:55

Analyses	Certification	RL	Qual	Result	Units	DF	Date Analyzed	Batch
SEE ATTACHED FOR SUBCONTRACTING ANALYSIS								
Subcontracted Analysis	*	0		See Attached		1	06/19/2023 21:17	R330953



Client: Ramboll
Client Project: BAL-23Q2
Lab ID: 23050524-040
Matrix: GROUNDWATER

Work Order: 23050524
Report Date: 30-Jun-23
Client Sample ID: BAL_XPW04
Collection Date: 05/23/2023 13:03

Analyses	Certification	RL	Qual	Result	Units	DF	Date Analyzed	Batch
SEE ATTACHED FOR SUBCONTRACTING ANALYSIS								
Subcontracted Analysis	*	0		See Attached		1	06/19/2023 21:17	R330953



Client: Ramboll
Client Project: BAL-23Q2
Lab ID: 23050524-041
Matrix: GROUNDWATER

Work Order: 23050524
Report Date: 30-Jun-23
Client Sample ID: BAL_XPW05
Collection Date: 05/23/2023 11:42

Analyses	Certification	RL	Qual	Result	Units	DF	Date Analyzed	Batch
SEE ATTACHED FOR SUBCONTRACTING ANALYSIS								
Subcontracted Analysis	*	0		See Attached		1	06/19/2023 21:17	R330953



Client: Ramboll
Client Project: BAL-23Q2
Lab ID: 23050524-042
Matrix: GROUNDWATER

Work Order: 23050524
Report Date: 30-Jun-23
Client Sample ID: BAL_XPW06
Collection Date: 05/23/2023 15:08

Analyses	Certification	RL	Qual	Result	Units	DF	Date Analyzed	Batch
SEE ATTACHED FOR SUBCONTRACTING ANALYSIS								
Subcontracted Analysis	*	0		See Attached		1	06/19/2023 21:17	R330953



Client: Ramboll
Client Project: BAL-23Q2
Lab ID: 23050524-043
Matrix: GROUNDWATER

Work Order: 23050524
Report Date: 30-Jun-23
Client Sample ID: BAL_MW-304 Duplicate
Collection Date: 05/22/2023 10:41

Analyses	Certification	RL	Qual	Result	Units	DF	Date Analyzed	Batch
SEE ATTACHED FOR SUBCONTRACTING ANALYSIS								
Subcontracted Analysis	*	0		See Attached		1	06/19/2023 21:17	R330953



Client: Ramboll
Client Project: BAL-23Q2
Lab ID: 23050524-044
Matrix: GROUNDWATER

Work Order: 23050524
Report Date: 30-Jun-23
Client Sample ID: Field Blank
Collection Date: 05/23/2023 19:04

Analyses	Certification	RL	Qual	Result	Units	DF	Date Analyzed	Batch
SEE ATTACHED FOR SUBCONTRACTING ANALYSIS								
Subcontracted Analysis	*	0		See Attached		1	06/19/2023 21:17	R330953



Sample Summary

<http://www.teklabinc.com/>

Client: Ramboll

Work Order: 23050524

Client Project: BAL-23Q2

Report Date: 30-Jun-23

Lab Sample ID	Client Sample ID	Matrix	Fractions	Collection Date
23050524-001	BAL_MW-150	Groundwater	1	05/18/2023 11:19
23050524-002	BAL_MW-151	Groundwater	1	05/18/2023 13:48
23050524-003	BAL_MW-152	Groundwater	1	05/18/2023 15:23
23050524-004	BAL_MW-153	Groundwater	1	05/22/2023 15:49
23050524-005	BAL_MW-158!R	Groundwater	1	05/19/2023 10:55
23050524-006	BAL_MW-192	Groundwater	1	05/16/2023 10:37
23050524-007	BAL_MW-193	Groundwater	1	05/15/2023 14:56
23050524-008	BAL_MW-194	Groundwater	1	05/15/2023 13:09
23050524-009	BAL_MW-203	Groundwater	1	05/23/2023 18:44
23050524-010	BAL_MW-204	Groundwater	1	05/23/2023 18:11
23050524-011	BAL_MW-252	Groundwater	1	05/18/2023 15:53
23050524-012	BAL_MW-253	Groundwater	1	05/22/2023 0:00
23050524-013	BAL_MW-258	Groundwater	1	05/19/2023 12:10
23050524-014	BAL_MW-304	Groundwater	1	05/22/2023 10:41
23050524-015	BAL_MW-306	Groundwater	1	05/23/2023 16:11
23050524-016	BAL_MW-307	Groundwater	1	05/23/2023 17:08
23050524-017	BAL_MW-350	Groundwater	1	05/18/2023 10:37
23050524-018	BAL_MW-352	Groundwater	1	05/18/2023 16:10
23050524-019	BAL_MW-356	Groundwater	1	05/16/2023 12:29
23050524-020	BAL_MW-358	Groundwater	1	05/19/2023 11:28
23050524-021	BAL_MW-366	Groundwater	1	05/16/2023 16:48
23050524-022	BAL_MW-369	Groundwater	1	05/16/2023 15:03
23050524-023	BAL_MW-370	Groundwater	1	05/16/2023 14:24
23050524-024	BAL_MW-375	Groundwater	1	05/18/2023 12:32
23050524-025	BAL_MW-377	Groundwater	1	05/22/2023 12:52
23050524-026	BAL_MW-382	Groundwater	1	05/16/2023 15:42
23050524-027	BAL_MW-383	Groundwater	1	05/22/2023 14:28
23050524-028	BAL_MW-384	Groundwater	1	05/22/2023 13:43
23050524-029	BAL_MW-390	Groundwater	1	05/17/2023 15:25
23050524-030	BAL_MW-391	Groundwater	1	05/17/2023 16:36
23050524-031	BAL_MW-392	Groundwater	1	05/16/2023 11:31
23050524-032	BAL_MW-393	Groundwater	1	05/15/2023 15:43
23050524-033	BAL_MW-394	Groundwater	1	05/15/2023 13:53
23050524-034	BAL_OW-256	Groundwater	1	05/17/2023 11:16
23050524-035	BAL_OW-257	Groundwater	1	05/17/2023 12:50
23050524-036	BAL_PZ-170	Groundwater	1	05/17/2023 11:53
23050524-037	BAL_PZ-182	Groundwater	1	05/17/2023 14:21
23050524-038	BAL_XPW01	Groundwater	1	05/23/2023 14:03
23050524-039	BAL_XPW02	Groundwater	1	05/23/2023 10:55



Sample Summary

<http://www.teklabinc.com/>

Client: Ramboll

Work Order: 23050524

Client Project: BAL-23Q2

Report Date: 30-Jun-23

Lab Sample ID	Client Sample ID	Matrix	Fractions	Collection Date
23050524-040	BAL_XPW04	Groundwater	1	05/23/2023 13:03
23050524-041	BAL_XPW05	Groundwater	1	05/23/2023 11:42
23050524-042	BAL_XPW06	Groundwater	1	05/23/2023 15:08
23050524-043	BAL_MW-304 Duplicate	Groundwater	1	05/22/2023 10:41
23050524-044	Field Blank	Groundwater	1	05/23/2023 19:04



Dates Report

<http://www.teklabinc.com/>

Client: Ramboll

Work Order: 23050524

Client Project: BAL-23Q2

Report Date: 30-Jun-23

Sample ID	Client Sample ID Test Name	Collection Date	Received Date	Prep Date/Time	Analysis Date/Time
23050524-001A	BAL_MW-150 See Attached for Subcontracting Analysis	05/18/2023 11:19	05/18/2023 18:30		06/16/2023 17:55
23050524-002A	BAL_MW-151 See Attached for Subcontracting Analysis	05/18/2023 13:48	05/18/2023 18:30		06/17/2023 9:00
23050524-003A	BAL_MW-152 See Attached for Subcontracting Analysis	05/18/2023 15:23	05/18/2023 18:30		06/17/2023 9:00
23050524-004A	BAL_MW-153 See Attached for Subcontracting Analysis	05/22/2023 15:49	05/22/2023 19:05		06/17/2023 9:00
23050524-005A	BAL_MW-158!R See Attached for Subcontracting Analysis	05/19/2023 10:55	05/19/2023 14:12		06/21/2023 21:31
23050524-006A	BAL_MW-192 See Attached for Subcontracting Analysis	05/16/2023 10:37	05/18/2023 18:45		06/17/2023 9:00
23050524-007A	BAL_MW-193 See Attached for Subcontracting Analysis	05/15/2023 14:56	05/15/2023 18:05		06/17/2023 9:00
23050524-008A	BAL_MW-194 See Attached for Subcontracting Analysis	05/15/2023 13:09	05/15/2023 18:05		06/17/2023 9:00
23050524-009A	BAL_MW-203 See Attached for Subcontracting Analysis	05/23/2023 18:44	05/23/2023 20:30		06/17/2023 9:00
23050524-010A	BAL_MW-204 See Attached for Subcontracting Analysis	05/23/2023 18:11	05/23/2023 20:30		06/17/2023 9:00
23050524-011A	BAL_MW-252 See Attached for Subcontracting Analysis	05/18/2023 15:53	05/18/2023 18:30		06/17/2023 9:00
23050524-013A	BAL_MW-258 See Attached for Subcontracting Analysis	05/19/2023 12:10	05/19/2023 14:12		06/21/2023 21:31
23050524-014A	BAL_MW-304 See Attached for Subcontracting Analysis	05/22/2023 10:41	05/22/2023 19:05		06/17/2023 9:00
23050524-015A	BAL_MW-306 See Attached for Subcontracting Analysis	05/23/2023 16:11	05/23/2023 20:30		06/17/2023 9:00
23050524-016A	BAL_MW-307 See Attached for Subcontracting Analysis	05/23/2023 17:08	05/23/2023 20:30		06/17/2023 9:00
23050524-017A	BAL_MW-350 See Attached for Subcontracting Analysis	05/18/2023 10:37	05/18/2023 18:30		06/17/2023 9:00
23050524-018A	BAL_MW-352 See Attached for Subcontracting Analysis	05/18/2023 16:10	05/18/2023 18:30		06/17/2023 9:00
23050524-019A	BAL_MW-356	05/16/2023 12:29	05/18/2023 18:45		



Dates Report

<http://www.teklabinc.com/>

Client: Ramboll

Work Order: 23050524

Client Project: BAL-23Q2

Report Date: 30-Jun-23

Sample ID	Client Sample ID Test Name	Collection Date	Received Date	Prep Date/Time	Analysis Date/Time
	See Attached for Subcontracting Analysis				06/17/2023 9:00
23050524-020A	BAL_MW-358	05/19/2023 11:28	05/19/2023 14:12		
	See Attached for Subcontracting Analysis				06/21/2023 21:31
23050524-021A	BAL_MW-366	05/16/2023 16:48	05/18/2023 18:45		
	See Attached for Subcontracting Analysis				06/17/2023 9:00
23050524-022A	BAL_MW-369	05/16/2023 15:03	05/18/2023 18:45		
	See Attached for Subcontracting Analysis				06/17/2023 9:00
23050524-023A	BAL_MW-370	05/16/2023 14:24	05/18/2023 18:45		
	See Attached for Subcontracting Analysis				06/17/2023 9:00
23050524-024A	BAL_MW-375	05/18/2023 12:32	05/18/2023 18:30		
	See Attached for Subcontracting Analysis				06/17/2023 9:00
23050524-025A	BAL_MW-377	05/22/2023 12:52	05/22/2023 19:05		
	See Attached for Subcontracting Analysis				06/17/2023 9:00
23050524-026A	BAL_MW-382	05/16/2023 15:42	05/18/2023 18:45		
	See Attached for Subcontracting Analysis				06/19/2023 21:17
23050524-027A	BAL_MW-383	05/22/2023 14:28	05/22/2023 19:05		
	See Attached for Subcontracting Analysis				06/19/2023 21:17
23050524-028A	BAL_MW-384	05/22/2023 13:43	05/22/2023 19:05		
	See Attached for Subcontracting Analysis				06/19/2023 21:17
23050524-029A	BAL_MW-390	05/17/2023 15:25	05/17/2023 18:40		
	See Attached for Subcontracting Analysis				06/19/2023 21:17
23050524-030A	BAL_MW-391	05/17/2023 16:36	05/17/2023 18:40		
	See Attached for Subcontracting Analysis				06/19/2023 21:17
23050524-031A	BAL_MW-392	05/16/2023 11:31	05/18/2023 18:45		
	See Attached for Subcontracting Analysis				06/19/2023 21:17
23050524-032A	BAL_MW-393	05/15/2023 15:43	05/15/2023 18:05		
	See Attached for Subcontracting Analysis				06/19/2023 21:17
23050524-033A	BAL_MW-394	05/15/2023 13:53	05/15/2023 18:05		
	See Attached for Subcontracting Analysis				06/19/2023 21:17
23050524-034A	BAL_OW-256	05/17/2023 11:16	05/17/2023 18:40		
	See Attached for Subcontracting Analysis				06/19/2023 21:17
23050524-035A	BAL_OW-257	05/17/2023 12:50	05/17/2023 18:40		
	See Attached for Subcontracting Analysis				06/19/2023 21:17
23050524-036A	BAL_PZ-170	05/17/2023 11:53	05/17/2023 18:40		
	See Attached for Subcontracting Analysis				06/19/2023 21:17



Dates Report

<http://www.teklabinc.com/>

Client: Ramboll
Client Project: BAL-23Q2

Work Order: 23050524
Report Date: 30-Jun-23

Sample ID	Client Sample ID Test Name	Collection Date	Received Date	Prep Date/Time	Analysis Date/Time
23050524-037A	BAL_PZ-182 See Attached for Subcontracting Analysis	05/17/2023 14:21	05/17/2023 18:40		06/19/2023 21:17
23050524-038A	BAL_XPW01 See Attached for Subcontracting Analysis	05/23/2023 14:03	05/23/2023 20:30		06/19/2023 21:17
23050524-039A	BAL_XPW02 See Attached for Subcontracting Analysis	05/23/2023 10:55	05/23/2023 20:30		06/19/2023 21:17
23050524-040A	BAL_XPW04 See Attached for Subcontracting Analysis	05/23/2023 13:03	05/23/2023 20:30		06/19/2023 21:17
23050524-041A	BAL_XPW05 See Attached for Subcontracting Analysis	05/23/2023 11:42	05/23/2023 20:30		06/19/2023 21:17
23050524-042A	BAL_XPW06 See Attached for Subcontracting Analysis	05/23/2023 15:08	05/23/2023 20:30		06/19/2023 21:17
23050524-043A	BAL_MW-304 Duplicate See Attached for Subcontracting Analysis	05/22/2023 10:41	05/22/2023 19:05		06/19/2023 21:17
23050524-044A	Field Blank See Attached for Subcontracting Analysis	05/23/2023 19:04	05/23/2023 20:30		06/19/2023 21:17



Receiving Check List

<http://www.teklabinc.com/>

Client: Ramboll

Work Order: 23050524

Client Project: BAL-23Q2

Report Date: 30-Jun-23

Carrier: Tracy Carroll

Received By: TWM

Completed by:

Reviewed by:

On:

On:

24-May-23

24-May-23

Timothy W. Mathis

Ellie Hopkins

Pages to follow: Chain of custody

Extra pages included

Shipping container/cooler in good condition?	Yes <input checked="" type="checkbox"/>	No <input type="checkbox"/>	Not Present <input type="checkbox"/>	Temp °C 9.0
Type of thermal preservation?	None <input type="checkbox"/>	Ice <input checked="" type="checkbox"/>	Blue Ice <input type="checkbox"/>	Dry Ice <input type="checkbox"/>
Chain of custody present?	Yes <input checked="" type="checkbox"/>	No <input type="checkbox"/>		
Chain of custody signed when relinquished and received?	Yes <input checked="" type="checkbox"/>	No <input type="checkbox"/>		
Chain of custody agrees with sample labels?	Yes <input checked="" type="checkbox"/>	No <input type="checkbox"/>		
Samples in proper container/bottle?	Yes <input checked="" type="checkbox"/>	No <input type="checkbox"/>		
Sample containers intact?	Yes <input checked="" type="checkbox"/>	No <input type="checkbox"/>		
Sufficient sample volume for indicated test?	Yes <input checked="" type="checkbox"/>	No <input type="checkbox"/>		
All samples received within holding time?	Yes <input checked="" type="checkbox"/>	No <input type="checkbox"/>		
Reported field parameters measured:	Field <input type="checkbox"/>	Lab <input type="checkbox"/>	NA <input checked="" type="checkbox"/>	
Container/Temp Blank temperature in compliance?	Yes <input checked="" type="checkbox"/>	No <input type="checkbox"/>		

When thermal preservation is required, samples are compliant with a temperature between 0.1°C - 6.0°C, or when samples are received on ice the same day as collected.

Water – at least one vial per sample has zero headspace?	Yes <input type="checkbox"/>	No <input type="checkbox"/>	No VOA vials <input checked="" type="checkbox"/>
Water - TOX containers have zero headspace?	Yes <input type="checkbox"/>	No <input type="checkbox"/>	No TOX containers <input checked="" type="checkbox"/>
Water - pH acceptable upon receipt?	Yes <input type="checkbox"/>	No <input checked="" type="checkbox"/>	NA <input type="checkbox"/>
NPDES/CWA TCN interferences checked/treated in the field?	Yes <input type="checkbox"/>	No <input type="checkbox"/>	NA <input checked="" type="checkbox"/>

Any No responses must be detailed below or on the COC.

pH strip #88374. - CET/acolin - 5/15/2023 Temp 15.0

pH strip #88374. - TWM/acolin - 5/16/2023 Temp 8.2

pH strip #88374. - TWM/acolin - 5/17/2023 Temp 6.2

pH strip #88374. - TWM/acolin - 5/18/2023 Temp 14.2

pH strip #88374. - CET/acolin - 5/19/2023 Temp 11.2

pH strip #88374. - LNM/acolin - 5/22/2023 Temp 10.2

pH strip #88374. - TWM/acolin - 5/23/2023

Additional HNO3 (89071) was needed in MW-304, MW-377, MW-384, MW-304 DUP, MW-393, MW-394, MW-258, and MW-358 upon arrival at the laboratory. - CET/LMN/acolin - 5/23/2023 9:51:51 AM

CHAIN-OF-CUSTODY / Analytical Request Document

The Chain-of-Custody is a LEGAL DOCUMENT. All relevant fields must be completed accurately.

23050524
BAL-257-001

Page: 1 of 4

Section A Required Client Information:		Section B Required Project Information:		Section C Invoice Information:		REGULATORY AGENCY		
Company: <u>Vistra Corp</u>		Report To: <u>Brian Voelker</u>		Attention: <u>Jason Stuckey</u>		NPDES		
Address: <u>13498 E. 900th St</u>		Copy To: <u>Jason Stuckey</u>		Company Name: <u>Vistra Corp</u>		GROUND WATER		
				Address: <u>see Section A</u>		DRINKING WATER		
Email To: <u>Brian.Voelker@VistraCorp.com</u>		Purchase Order No.:		Quote Reference:		UST		
Phone: <u>(217) 753-8911</u> Fax:		Project Name:		Project Manager:		RCRA		
Requested Due Date/TAT: <u>10 day</u>		Project Number: <u>2285</u>		Profile #:		OTHER		
						Site Location		
						STATE: <u>IL</u>		

ITEM #	Section D Required Client Information SAMPLE ID (A-Z, 0-9 / . -) Sample IDs MUST BE UNIQUE	Valid Matrix Codes		MATRIX CODE (see valid codes to left)	SAMPLE TYPE (G=GRAB C=COMP)	COLLECTED		SAMPLE TEMP AT COLLECTION	# OF CONTAINERS	Preservatives								Requested Analysis Filtered (Y/N)							Residual Chlorine (Y/N)			
		MATRIX	CODE			DATE	TIME			Unpreserved	H ₂ SO ₄	HNO ₃	HCl	NaOH	Na ₂ S ₂ O ₃	Methanol	Other	Analysis Test ↓	BAL_257_601	BAL_257_605	BAL_845_601	BAL_845_605	BAL_CLOSURE_605	BAL_SUP_000		BAL_WPCP_605		
1	BAL_MW-104#SR																											
2	BAL_MW-104&DR																											
3	BAL_MW-150								2		2							✓										23050524-001
4	BAL_MW-151								2		2						✓										002	
5	BAL_MW-152								2		2						✓										003	
6	BAL_MW-153								2		2						✓										004	
7	BAL_MW-154																											
8	BAL_MW-155																											
9	BAL_MW-158 R								2		2																005	
10	BAL_MW-192								2		2																006	
11	BAL_MW-193						5/15/23	1454	2		2																007	
12	BAL_MW-194						5/15/23	1309	2		2																008	
13	BAL_MW-203								2		2																009	
14	BAL_MW-204								2		2																010	
15	BAL_MW-252								2		2							✓									011	
16	BAL_MW-253								2		2							✓									012	

PH 883774.0222
H1M03689071
to 2/12 MW-293 and
MW-394. 2/25 5-16-23
Project No. / Lab I.D.

ADDITIONAL COMMENTS	RELINQUISHED BY / AFFILIATION	DATE	TIME	ACCEPTED BY / AFFILIATION	DATE	TIME	SAMPLE CONDITIONS
BAL-23Q2-Rev 2 Ra226/228, only.	<u>Tracy Carroll</u>	5/15/23	1805	<u>Brett Gilligan</u>	5/15/23	1805	19.0 5.6 Y N

SAMPLER NAME AND SIGNATURE		Temp in °C	Received on Ice (Y/N)	Custody Sealed Cooler (Y/N)	Samples Intact (Y/N)
PRINT Name of SAMPLER:	SIGNATURE of SAMPLER:				
<u>Tracy Carroll</u>	<u>Brett Gilligan</u>				
	DATE Signed (MM/DD/YY): <u>5/15/23</u>				

LT615 103

12/6 5-11-23

BAL 257-601
23090524

CHAIN-OF-CUSTODY / Analytical Request Document

The Chain-of-Custody is a LEGAL DOCUMENT. All relevant fields must be completed accurately.

Section A Required Client Information:		Section B Required Project Information:		Section C Invoice Information:		REGULATORY AGENCY	
Company: Vistra Corp		Report To: Brian Voelker		Attention: Jason Stuckey		NPDES GROUND WATER DRINKING WATER	
Address: 13498 E. 900th St		Copy To: Jason Stuckey		Company Name: Vistra Corp		UST RCRA OTHER	
Email To: Brian.Voelker@VistraCorp.com		Purchase Order No.:		Address: see Section A		Site Location	
Phone: (217) 753-8911 Fax:		Project Name:		Quote Reference:		STATE: IL	
Requested Due Date/TAT: 10 day		Project Number: 2285		Project Manager:		Profile #:	

ITEM #	Section D Required Client Information	Valid Matrix Codes MATRIX CODE	Requested Analysis Filtered (Y/N)										Residual Chlorine (Y/N)	Project No./ Lab I.D.				
			COLLECTED		# OF CONTAINERS	Preservatives									Analysis Test ↓			
			DATE	TIME		MATRIX CODE (see valid codes to left)	SAMPLE TYPE (G=GRAB C=COMP)	SAMPLE TEMP AT COLLECTION	Unpreserved	H ₂ SO ₄	HNO ₃	HCl				NaOH	Na ₂ S ₂ O ₃	Methanol
1	BAL_MW-258					2		2										23050524-013
2	BAL_MW-304					2		2										014
3	BAL_MW-306					2		2										015
4	BAL_MW-307					2		2										016
5	BAL_MW-350					2		2										017
6	BAL_MW-352					2		2										018
7	BAL_MW-355																	
8	BAL_MW-356					2		2										019
9	BAL_MW-358					2		2										020
10	BAL_MW-366					2		2										021
11	BAL_MW-369					2		2										022
12	BAL_MW-370					2		2										023
13	BAL_MW-375					2		2										024
14	BAL_MW-377					2		2										025
15	BAL_MW-382					2		2										026
16	BAL_MW-383					2		2										027

ADDITIONAL COMMENTS	RELINQUISHED BY / AFFILIATION	DATE	TIME	ACCEPTED BY / AFFILIATION	DATE	TIME	SAMPLE CONDITIONS
BAL-23Q2-Rev 2	<i>Mary Carroll</i>	5/15/23	1805	<i>Elizabeth A. Hawley</i>	5/15/23	1105	

SAMPLER NAME AND SIGNATURE		Temp in °C	Received on Ice (Y/N)	Custody Sealed Cooler (Y/N)	Samples Intact (Y/N)
PRINT Name of SAMPLER:	<i>Tracy Carroll</i> <i>Brett Gillihan</i>				
SIGNATURE of SAMPLER:	<i>Mary Carroll</i> <i>Brett Gillihan</i>	DATE Signed (MM/DDYY):	5/15/23		

CHAIN-OF-CUSTODY / Analytical Request Document

The Chain-of-Custody is a LEGAL DOCUMENT. All relevant fields must be completed accurately.

BAL-257-601
23050524

Section A Required Client Information:		Section B Required Project Information:		Section C Invoice Information:	
Company: <u>Vistra Corp</u>		Report To: <u>Brian Voelker</u>		Attention: <u>Jason Stuckey</u>	
Address: <u>13498 E. 900th St</u>		Copy To: <u>Jason Stuckey</u>		Company Name: <u>Vistra Corp</u>	
Email To: <u>Brian.Voelker@VistraCorp.com</u>		Purchase Order No.:		Address: <u>see Section A</u>	
Phone: <u>(217) 753-8911</u>	Fax:	Project Name:		Quote Reference:	
Requested Due Date/TAT: <u>10 day</u>		Project Number: <u>2285</u>		Project Manager:	
				Profile #:	
				REGULATORY AGENCY	
				NPDES GROUND WATER DRINKING WATER	
				UST RCRA OTHER	
				Site Location	
				STATE: <u>IL</u>	

ITEM #	Section D Required Client Information	Valid Matrix Codes MATRIX CODE	DATE	TIME	SAMPLE TEMP AT COLLECTION	# OF CONTAINERS	Requested Analysis Filtered (Y/N)										Residual Chlorine (Y/N)	Project No./ Lab I.D.							
							COLLECTED						Preservatives						Analysis Test						
							DATE	TIME	MATRIX CODE	SAMPLE TYPE (G=GRAB C=COMP)	Unpreserved	H ₂ SO ₄	HNO ₃	HCl	NaOH	Na ₂ S ₂ O ₃				Methanol	Other	BAL_257_601	BAL_257_605	BAL_845_601	BAL_845_605
1	BAL_MW-384					2																			23050524-028
2	BAL_MW-390					2																			029
3	BAL_MW-391					2																			030
4	BAL_MW-392					2																			031
5	BAL_MW-393		5/15/23	1543		2																			032
6	BAL_MW-394		5/15/23	1353		2																			033
7	BAL_OW-156																								
8	BAL_OW-157																								
9	BAL_OW-256					2																			034
10	BAL_OW-257					2																			035
11	BAL_PZ-169																								
12	BAL_PZ-170					2																			036
13	BAL_PZ-182					2																			037
14	BAL_TPZ-159																								
15	BAL_TPZ-164_pore																								
16	BAL_XPW01					2																			038

ADDITIONAL COMMENTS	RELINQUISHED BY / AFFILIATION	DATE	TIME	ACCEPTED BY / AFFILIATION	DATE	TIME	SAMPLE CONDITIONS
BAL-23Q2-Rev 2	<i>Tracy Carroll</i>	5/15/23	1805	<i>Brett Gillihan</i>	5/15/23	1805	

SAMPLER NAME AND SIGNATURE		Temp in °C	Received on Ice (Y/N)	Custody Sealed Cooler (Y/N)	Samples Intact (Y/N)
PRINT Name of SAMPLER: <i>Tracy Carroll</i>	<i>Brett Gillihan</i>				
SIGNATURE of SAMPLER: <i>Tracy Carroll</i>	DATE Signed (MM/DD/YY):				

CHAIN-OF-CUSTODY / Analytical Request Document

The Chain-of-Custody is a LEGAL DOCUMENT. All relevant fields must be completed accurately.

BAL-257-804
23050524

Section A Required Client Information:		Section B Required Project Information:		Section C Invoice Information:		REGULATORY AGENCY	
Company: Vistra Corp		Report To: Brian Voelker		Attention: Jason Stuckey		NPDES <input type="checkbox"/> GROUND WATER <input type="checkbox"/> DRINKING WATER <input type="checkbox"/>	
Address: 13498 E. 900th St		Copy To: Jason Stuckey		Company Name: Vistra Corp		UST <input type="checkbox"/> RCRA <input type="checkbox"/> OTHER <input type="checkbox"/>	
Email To: Brian.Voelker@VistraCorp.com		Purchase Order No.:		Address: see Section A		Site Location: IL	
Phone: (217) 753-8911 Fax:		Project Name:		Quote Reference:		STATE: _____	
Requested Due Date/TAT: 10 day		Project Number: 2285		Project Manager:			
				Profile #:			

ITEM #	Section D Required Client Information SAMPLE ID (A-Z, 0-9 / -) Sample IDs MUST BE UNIQUE	Valid Matrix Codes MATRIX CODE	MATRIX CODE (see valid codes to left)	SAMPLE TYPE (G=GRAB C=COMP)	COLLECTED		SAMPLE TEMP AT COLLECTION	# OF CONTAINERS	Preservatives								Requested Analysis Filtered (Y/N)								Residual Chlorine (Y/N)	Project No./ Lab I.D.
					DATE	TIME			Unpreserved	H ₂ SO ₄	HNO ₃	HCl	NaOH	Na ₂ S ₂ O ₃	Methanol	Other	Analysis Test									
1	BAL_XPW02						2																	23050524-039		
2	BAL_XPW04						2																	040		
3	BAL_XPW05						2																	041		
4	BAL_XPW06						2																	042		
5	BAL_MW-304 Duplicate						2																	043		
6	Field Blank						2																	044		
7																										
8																										
9																										
10																										
11																										
12																										
13																										
14																										
15																										
16																										

ADDITIONAL COMMENTS	RELINQUISHED BY / AFFILIATION	DATE	TIME	ACCEPTED BY / AFFILIATION	DATE	TIME	SAMPLE CONDITIONS
BAL-23Q2-Rev 2	<i>Tracy Carroll</i>	<i>5/15/23</i>	<i>1805</i>	<i>Brett Gilman</i>	<i>5/15/23</i>	<i>1805</i>	

SAMPLER NAME AND SIGNATURE		Temp in °C	Received on ice (Y/N)	Custody Sealed Cooler (Y/N)	Samples intact (Y/N)
PRINT Name of SAMPLER: <i>Tracy Carroll</i>	<i>Brett Gilman</i>				
SIGNATURE of SAMPLER: <i>Tracy Carroll</i>	DATE Signed (MM/DD/YY): <i>5/15/23</i>				

CHAIN-OF-CUSTODY / Analytical Request Document

The Chain-of-Custody is a LEGAL DOCUMENT. All relevant fields must be completed accurately.

Page: 1 of 4

Section A Required Client Information:		Section B Required Project Information:		Section C Invoice Information:		REGULATORY AGENCY	
Company: Vistra Corp		Report To: Brian Voelker		Attention: Jason Stuckey		NPDES GROUND WATER DRINKING WATER	
Address: 13498 E. 900th St		Copy To: Jason Stuckey		Company Name: Vistra Corp		UST RCRA OTHER	
Email To: Brian.Voelker@VistraCorp.com		Purchase Order No.:		Address: see Section A		Site Location	
Phone: (217) 753-8911 Fax:		Project Name:		Quote Reference:		STATE: IL	
Requested Due Date/TAT: 10 day		Project Number: 2285		Project Manager:		Profile #:	

ITEM #	Section D Required Client Information	Valid Matrix Codes MATRIX CODE	COLLECTED DATE	TIME	SAMPLE TEMP AT COLLECTION	# OF CONTAINERS	Preservatives										Analysis Test ↓ Analysis Test ↓	Requested Analysis Filtered (Y/N)										Residual Chlorine (Y/N)	Project No./ Lab I.D.	
							Unpreserved	H ₂ SO ₄	HNO ₃	HCl	NaOH	Na ₂ S ₂ O ₃	Methanol	Other	BAL_257_601	BAL_257_605		BAL_845_601	BAL_845_605	BAL_CLOSURE_605	BAL_SUP_000	BAL_WPCP_605								
							DRINKING WATER DW	WASTE WATER WW	PRODUCT P	SOIL/SOLID SL	OIL OL	WIPE WP	AIR AR	OTHER OT	TISSUE TS															
1	BAL_MW-104#SR																													
2	BAL_MW-104&DR																													
3	BAL_MW-150					2		2							✓			✓											23050524-001	
4	BAL_MW-151					2		2							✓			✓											002	
5	BAL_MW-152					2		2							✓			✓											003	
6	BAL_MW-153					2		2							✓			✓											004	
7	BAL_MW-154																													
8	BAL_MW-155																													
9	BAL_MW-158R					2		2																						005
10	BAL_MW-192		5/16/23	1037		2		2							✓			✓												006
11	BAL_MW-193					2		2							✓			✓												007
12	BAL_MW-194					2		2							✓			✓												008
13	BAL_MW-203					2		2							✓			✓												009
14	BAL_MW-204					2		2							✓			✓												010
15	BAL_MW-252					2		2							✓			✓												011
16	BAL_MW-253					2		2							✓			✓												012
ADDITIONAL COMMENTS			RELINQUISHED BY / AFFILIATION			DATE		TIME		ACCEPTED BY / AFFILIATION			DATE		TIME		SAMPLE CONDITIONS													
BAL-23Q2-Rev 2 Ra226/228, only.			Tracy Carroll			5/16/23		1845		[Signature]			5/16/23		1845		8.2 Y N													

SAMPLER NAME AND SIGNATURE			
PRINT Name of SAMPLER:	Tracy Carroll	Brett Gillihen	
SIGNATURE of SAMPLER:	[Signature]	[Signature]	
DATE Signed (MM/DD/YYYY)	5/16/23		

BAL-257-601
23050524

CHAIN-OF-CUSTODY / Analytical Request Document

The Chain-of-Custody is a LEGAL DOCUMENT. All relevant fields must be completed accurately.

Page: **2** of **4**

Section A Required Client Information:		Section B Required Project Information:		Section C Invoice Information:		REGULATORY AGENCY		
Company: Vistra Corp		Report To: Brian Voelker		Attention: Jason Stuckey		NPDES GROUND WATER DRINKING WATER		
Address: 13498 E. 900th St		Copy To: Jason Stuckey		Company Name: Vistra Corp		UST RCRA OTHER		
Email To: Brian.Voelker@VistraCorp.com		Purchase Order No.:		Address: see Section A		Site Location		
Phone: (217) 753-8911 Fax:		Project Name:		Quote Reference:		STATE: IL		
Requested Due Date/TAT: 10 day		Project Number: 2285		Project Manager:				
				Profile #:				

ITEM #	Section D Required Client Information	Valid Matrix Codes MATRIX CODE DRINKING WATER DW WATER WT WASTE WATER WW PRODUCT P SOIL/SOLID SL OIL OL WIPE WP AIR AR OTHER OT TISSUE TS	MATRIX CODE (see valid codes to left)	SAMPLE TYPE (G=GRAB C=COMP)	COLLECTED		SAMPLE TEMP AT COLLECTION	# OF CONTAINERS	Preservatives								Analysis Test ↓ Analysis Test ↑ Y/N	Requested Analysis Filtered (Y/N)	Residual Chlorine (Y/N)	Project No./ Lab I.D.							
					DATE	TIME			Unpreserved	H ₂ SO ₄	HNO ₃	HCl	NaOH	Na ₂ S ₂ O ₃	Methanol	Other					BAL_257_601	BAL_257_605	BAL_845_601	BAL_845_605	BAL_CLOSURE_605	BAL_SUP_000	BAL_WPCP_605
1	BAL_MW-258						2												23050524-013								
2	BAL_MW-304						2												014								
3	BAL_MW-306						2												015								
4	BAL_MW-307						2												016								
5	BAL_MW-350						2												017								
6	BAL_MW-352						2												018								
7	BAL_MW-355																										
8	BAL_MW-356				5/16/23	1229	2												019								
9	BAL_MW-358						2												020								
10	BAL_MW-366				6/16/22	1649	2												021								
11	BAL_MW-369						2												022								
12	BAL_MW-370						2												023								
13	BAL_MW-375						2												024								
14	BAL_MW-377						2												025								
15	BAL_MW-382				5/16/23	1542	2												026								
16	BAL_MW-383						2												027								
ADDITIONAL COMMENTS		RELINQUISHED BY / AFFILIATION		DATE	TIME	ACCEPTED BY / AFFILIATION		DATE	TIME	SAMPLE CONDITIONS																	
BAL-23Q2-Rev 2		Terany Carron		5/16/23	1545	MA		5/16/23	1545																		

SAMPLER NAME AND SIGNATURE		Temp in °C	Received on Ice (Y/N)	Custody Sealed Cooler (Y/N)	Samples Intact (Y/N)
PRINT Name of SAMPLER:	Terany Carron				
SIGNATURE of SAMPLER:	Terany Carron	DATE Signed (MM/DD/YY): 5/16/23			

BAL-257-601
23050524

CHAIN-OF-CUSTODY / Analytical Request Document

The Chain-of-Custody is a LEGAL DOCUMENT. All relevant fields must be completed accurately.

Page: 3 of 4

Section A Required Client Information:		Section B Required Project Information:		Section C Invoice Information:		REGULATORY AGENCY		
Company: Vistra Corp		Report To: Brian Voelker		Attention: Jason Stuckey		NPDES GROUND WATER DRINKING WATER		
Address: 13498 E. 900th St		Copy To: Jason Stuckey		Company Name: Vistra Corp		UST RCRA OTHER		
Email To: Brian.Voelker@VistraCorp.com		Purchase Order No.:		Address: see Section A		Site Location		
Phone: (217) 753-8911 Fax:		Project Name:		Quote Reference:		STATE: IL		
Requested Due Date/TAT: 10 day		Project Number: 2285		Project Manager:		Residual Chlorine (Y/N)		
				Profile #:		Project No. / Lab I.D.		

ITEM #	Section D Required Client Information	Valid Matrix Codes MATRIX CODE	COLLECTED	SAMPLE TEMP AT COLLECTION	# OF CONTAINERS	Preservatives										Analysis Test Y/N	Residual Chlorine (Y/N)	Project No. / Lab I.D.							
						DATE	TIME	Unpreserved	H ₂ SO ₄	HNO ₃	HCl	NaOH	Na ₂ S ₂ O ₃	Methanol	Other				BAL_257_601	BAL_257_605	BAL_845_601	BAL_845_605	BAL_CLOSURE_605	BAL_SUP_000	BAL_WPCP_605
1	BAL_MW-384				2	2													23050524-028						
2	BAL_MW-390				2	2													029						
3	BAL_MW-391				2	2													030						
4	BAL_MW-392		5/16/23	1131	2	2													031						
5	BAL_MW-393				2	2													032						
6	BAL_MW-394				2	2													033						
7	BAL_OW-156																								
8	BAL_OW-157																								
9	BAL_OW-256				2	2													034						
10	BAL_OW-257				2	2													035						
11	BAL_PZ-169																								
12	BAL_PZ-170				2	2													036						
13	BAL_PZ-182				2	2													037						
14	BAL_TPZ-159																								
15	BAL_TPZ-164_pore																								
16	BAL_XPW01				2	2													038						

ADDITIONAL COMMENTS	RELINQUISHED BY / AFFILIATION	DATE	TIME	ACCEPTED BY / AFFILIATION	DATE	TIME	SAMPLE CONDITIONS
BAL-23Q2-Rev 2	<i>Travis Carzoli</i>	5/16/23	1845	<i>TR</i>	5/16/23	1845	

SAMPLER NAME AND SIGNATURE		Temp in °C	Received on Ice (Y/N)	Custody Sealed Cooler (Y/N)	Samples Intact (Y/N)
PRINT Name of SAMPLER: <i>Travis Carzoli</i>	<i>BG Fullerton</i>				
SIGNATURE of SAMPLER: <i>Travis Carzoli</i>	DATE Signed (MM/DD/YY): <i>5/16/23</i>				

CHAIN-OF-CUSTODY / Analytical Request Document

The Chain-of-Custody is a LEGAL DOCUMENT. All relevant fields must be completed accurately.

BAL-257A001
25050524

Page: 4 of 4

Section A Required Client Information:		Section B Required Project Information:		Section C Invoice Information:	
Company: Vistra Corp		Report To: Brian Voelker		Attention: Jason Stuckey	
Address: 13498 E. 900th St		Copy To: Jason Stuckey		Company Name: Vistra Corp	
Email To: Brian.Voelker@VistraCorp.com		Purchase Order No.:		Address: see Section A	
Phone: (217) 753-8911 Fax:		Project Name:		Quote Reference:	
Requested Due Date/TAT: 10 day		Project Number: 2285		Project Manager:	
				Profile #:	
				REGULATORY AGENCY	
				NPDES GROUND WATER DRINKING WATER	
				UST RCRA OTHER	
				Site Location	
				STATE: IL	

ITEM #	Section D Required Client Information SAMPLE ID (A-Z, 0-9 / -) Sample IDs MUST BE UNIQUE	Valid Matrix Codes MATRIX CODE DRINKING WATER DW WASTE WATER WW PRODUCT P SOIL/SOLID SL OIL OL WIPE WP AIR AR OTHER OT TISSUE TS	MATRIX CODE (see valid codes to left)	SAMPLE TYPE (G=GRAB C=COMP)	COLLECTED		SAMPLE TEMP AT COLLECTION	# OF CONTAINERS	Preservatives								Analysis Test ↓ Y/N	Requested Analysis Filtered (Y/N)	Residual Chlorine (Y/N)	Project No./ Lab I.D.
					DATE	TIME			Unpreserved	H ₂ SO ₄	HNO ₃	HCl	NaOH	Na ₂ S ₂ O ₃	Methanol	Other				
1	BAL_XPW02						2		2										23050524-039	
2	BAL_XPW04						2		2										040	
3	BAL_XPW05						2		2										041	
4	BAL_XPW06						2		2										042	
5	BAL_MW-304 Duplicate						2		2				✓	✓	✓	✓			043	
6	Field Blank						2		2				✓	✓	✓	✓			044	
7																				
8																				
9																				
10																				
11																				
12																				
13																				
14																				
15																				
16																				
ADDITIONAL COMMENTS		RELINQUISHED BY / AFFILIATION		DATE	TIME	ACCEPTED BY / AFFILIATION		DATE	TIME	SAMPLE CONDITIONS										
BAL-23Q2-Rev 2		<i>Tracy Carroll</i>		5/16/23	1845	<i>JA</i>		5/16/23	1845											

SAMPLER NAME AND SIGNATURE				Temp in °C	Received on ice (Y/N)	Custody Sealed Cooler (Y/N)	Samples Intact (Y/N)
PRINT Name of SAMPLER: <i>J. Carroll</i>		DATE Signed (MM/DD/YY): <i>5/16/23</i>					
SIGNATURE of SAMPLER: <i>Tracy Carroll</i>							

CHAIN-OF-CUSTODY / Analytical Request Document

The Chain-of-Custody is a LEGAL DOCUMENT. All relevant fields must be completed accurately.

BAL-23Q2-Rev 2
23050524

Section A Required Client Information:		Section B Required Project Information:		Section C Invoice Information:		<table border="1"> <tr> <th colspan="3">REGULATORY AGENCY</th> </tr> <tr> <td>NPDES</td> <td>GROUND WATER</td> <td>DRINKING WATER</td> </tr> <tr> <td>UST</td> <td>RCRA</td> <td>OTHER</td> </tr> <tr> <td>Site Location</td> <td>IL</td> <td></td> </tr> <tr> <td colspan="3">STATE:</td> </tr> </table>			REGULATORY AGENCY			NPDES	GROUND WATER	DRINKING WATER	UST	RCRA	OTHER	Site Location	IL		STATE:		
REGULATORY AGENCY																							
NPDES	GROUND WATER	DRINKING WATER																					
UST	RCRA	OTHER																					
Site Location	IL																						
STATE:																							
Company: Vistra Corp	Report To: Brian Voelker	Attention: Jason Stuckey		Company Name: Vistra Corp																			
Address: 13498 E. 900th St	Copy To: Jason Stuckey	Address: see Section A																					
Email To: Brian.Voelker@VistraCorp.com	Purchase Order No.:	Quote Reference:		Project Manager:																			
Phone: (217) 753-8911	Fax:	Project Name:	Profile #:																				
Requested Due Date/TAT: 10 day	Project Number: 2285																						

ITEM #	Section D Required Client Information SAMPLE ID (A-Z, 0-9 / . -) Sample IDs MUST BE UNIQUE	Valid Matrix Codes MATRIX CODE DRINKING WATER OW WATER WT WASTE WATER WW PRODUCT P SOIL/SOLID SL OIL OL WIPE WP AIR AR OTHER OT TISSUE TS	MATRIX CODE (see valid codes to left)	SAMPLE TYPE (G=GRAB C=COMP)	COLLECTED		SAMPLE TEMP AT COLLECTION	# OF CONTAINERS	Preservatives								Analysis Test ↓	Requested Analysis Filtered (Y/N)	Residual Chlorine (Y/N)	Project No. / Lab I.D.							
					DATE	TIME			Unpreserved	H ₂ SO ₄	HNO ₃	HCl	NaOH	Na ₂ S ₂ O ₃	Methanol	Other					BAL_257_601	BAL_257_605	BAL_845_601	BAL_845_605	BAL_CLOSURE_605	BAL_SUP_000	BAL_WPCP_605
1	BAL_MW-384						2	2											23050524-028								
2	BAL_MW-390				5/17/23	1525	2	2											029								
3	BAL_MW-391					1636	2	2											030								
4	BAL_MW-392						2	2											031								
5	BAL_MW-393						2	2											032								
6	BAL_MW-394						2	2											033								
7	BAL_OW-156																										
8	BAL_OW-157																										
9	BAL_OW-256				5/17/23	1116	2	2											034								
10	BAL_OW-257				5/17/23	1250	2	2											035								
11	BAL_PZ-169																										
12	BAL_PZ-170				5/17/23	1153	2	2											036								
13	BAL_PZ-182				5/17/23	1421	2	2											037								
14	BAL_TPZ-159																										
15	BAL_TPZ-164_pore																										
16	BAL_XPW01						2	2											038								
ADDITIONAL COMMENTS			RELINQUISHED BY / AFFILIATION			DATE	TIME	ACCEPTED BY / AFFILIATION			DATE	TIME	SAMPLE CONDITIONS														
BAL-23Q2-Rev 2			Jimmy Carroll			5/17/23	1840				5-17-23	1840	AS 62 4														

SAMPLER NAME AND SIGNATURE		Temp in °C	Received on ice (Y/N)	Custody Sealed Cooler (Y/N)	Samples Intact (Y/N)
PRINT Name of SAMPLER: Carroll	B Gillihan				
SIGNATURE of SAMPLER: Jimmy Carroll	DATE Signed (MM/DD/YYYY): 5/17/23				

BAL-257-001
23050524

CHAIN-OF-CUSTODY / Analytical Request Document

The Chain-of-Custody is a LEGAL DOCUMENT. All relevant fields must be completed accurately.

Section A Required Client Information:		Section B Required Project Information:		Section C Invoice Information:		REGULATORY AGENCY	
Company: Vistra Corp		Report To: Brian Voelker		Attention: Jason Stuckey		NPDES GROUND WATER DRINKING WATER	
Address: 13498 E. 900th St		Copy To: Jason Stuckey		Company Name: Vistra Corp		UST RCRA OTHER	
Email To: Brian.Voelker@VistraCorp.com		Purchase Order No.:		Address: see Section A		Site Location	
Phone: (217) 753-8911 Fax:		Project Name:		Quote Reference:		STATE: IL	
Requested Due Date/TAT: 10 day		Project Number: 2285		Project Manager:		Profile #:	

ITEM #	Section D Required Client Information SAMPLE ID (A-Z, 0-9 / . -) Sample IDs MUST BE UNIQUE	Valid Matrix Codes MATRIX CODE DRINKING WATER DW WASTE WATER WW PRODUCT P SOL/SOLID SL OIL OL WIPE WP AIR AR OTHER OT TISSUE TS	MATRIX CODE (see valid codes to left)	SAMPLE TYPE (G=GRAB C=COMP)	COLLECTED		SAMPLE TEMP AT COLLECTION	# OF CONTAINERS	Preservatives							Analysis Test ↓	Requested Analysis Filtered (Y/N)	Residual Chlorine (Y/N)	Project No./ Lab I.D.								
					DATE	TIME			Unpreserved	H ₂ SO ₄	HNO ₃	HCl	NaOH	Na ₂ S ₂ O ₃	Methanol					Other	BAL_257_601	BAL_257_605	BAL_845_601	BAL_845_605	BAL_CLOSURE_605	BAL_SUP_000	BAL_WPCP_605
1	BAL_MW-104#SR																										
2	BAL_MW-104&DR																										
3	BAL_MW-150				5/18/23	1119	2	2					✓	✓				23050524-001									
4	BAL_MW-151				↓	1348	2	2					✓	✓				002									
5	BAL_MW-152					1523	2	2					✓	✓				003									
6	BAL_MW-153						2	2					✓	✓				004									
7	BAL_MW-154																										
8	BAL_MW-155																										
9	BAL_MW-158IR						2	2						✓				005									
10	BAL_MW-192						2	2						✓				006									
11	BAL_MW-193						2	2						✓				007									
12	BAL_MW-194						2	2						✓				008									
13	BAL_MW-203						2	2						✓				009									
14	BAL_MW-204						2	2						✓				010									
15	BAL_MW-252				5/18/23	1553	2	2					✓	✓				011									
16	BAL_MW-253						2	2					✓	✓				012									

ADDITIONAL COMMENTS	RELINQUISHED BY / AFFILIATION	DATE	TIME	ACCEPTED BY / AFFILIATION	DATE	TIME	SAMPLE CONDITIONS	
BAL-23Q2-Rev 2 Ra226/228, only.	Juaney Carroll	5/18/23	1830	[Signature]	5-18-23	1830	142	Y N
							#5	

SAMPLER NAME AND SIGNATURE		Temp in °C	Received on ice (Y/N)	Custody Sealed Cooler (Y/N)	Samples Intact (Y/N)
PRINT Name of SAMPLER: <u>J. Carroll</u>	DATE Signed (MM/DD/YY): <u>5/18/23</u>				
SIGNATURE of SAMPLER: <u>Juaney Carroll</u>	DATE Signed (MM/DD/YY): <u>5/18/23</u>				

23050524
BAL-23Q2-601

CHAIN-OF-CUSTODY / Analytical Request Document

The Chain-of-Custody is a LEGAL DOCUMENT. All relevant fields must be completed accurately.

Section A Required Client Information:		Section B Required Project Information:		Section C Invoice Information:			
Company: Vistra Corp		Report To: Brian Voelker		Attention: Jason Stuckey			
Address: 13498 E. 900th St		Copy To: Jason Stuckey		Company Name: Vistra Corp		REGULATORY AGENCY	
Email To: Brian.Voelker@VistraCorp.com		Purchase Order No.:		Address: see Section A		NPDES GROUND WATER DRINKING WATER	
Phone: (217) 753-8911 Fax:		Project Name:		Quote Reference:		UST RCRA OTHER	
Requested Due Date/TAT: 10 day		Project Number: 2285		Project Manager:		Site Location	
				Profile #:		STATE: IL	

ITEM #	Section D Required Client Information	Valid Matrix Codes MATRIX CODE	COLLECTED	SAMPLE TEMP AT COLLECTION	# OF CONTAINERS	Preservatives										Analysis Test Y/N	Requested Analysis Filtered (Y/N)	Residual Chlorine (Y/N)	Project No. / Lab I.D.
						Unpreserved	H ₂ SO ₄	HNO ₃	HCl	NaOH	Na ₂ S ₂ O ₃	Methanol	Other						
	SAMPLE ID (A-Z, 0-9 / -) Sample IDs MUST BE UNIQUE		DATE TIME																
1	BAL_MW-258				2	2											23050524-013		
2	BAL_MW-304				2	2											014		
3	BAL_MW-306				2	2											015		
4	BAL_MW-307				2	2											016		
5	BAL_MW-350		5/18/23 1037		2	2											017		
6	BAL_MW-352		5/18/23 1610		2	2											018		
7	BAL_MW-355																		
8	BAL_MW-356				2	2											019		
9	BAL_MW-358				2	2											020		
10	BAL_MW-366				2	2											021		
11	BAL_MW-369				2	2											022		
12	BAL_MW-370				2	2											023		
13	BAL_MW-375		5/18/23 1232		2	2											024		
14	BAL_MW-377				2	2											025		
15	BAL_MW-382				2	2											026		
16	BAL_MW-383				2	2											027		

ADDITIONAL COMMENTS	RELINQUISHED BY / AFFILIATION	DATE	TIME	ACCEPTED BY / AFFILIATION	DATE	TIME	SAMPLE CONDITIONS
BAL-23Q2-Rev 2	Juan Carrillo	5/18/23	1830	[Signature]	5-18-23	1830	

SAMPLER NAME AND SIGNATURE		Temp in °C	Received on ice (Y/N)	Custody Sealed Cooler (Y/N)	Samples Intact (Y/N)
PRINT Name of SAMPLER:	[Signatures]				
SIGNATURE of SAMPLER:	DATE Signed (MM/DD/YY):				
	5/18/23				

CHAIN-OF-CUSTODY / Analytical Request Document

BAL-257-601
23050524

The Chain-of-Custody is a LEGAL DOCUMENT. All relevant fields must be completed accurately.

Section A Required Client Information:		Section B Required Project Information:		Section C Invoice Information:		REGULATORY AGENCY		
Company: Vistra Corp		Report To: Brian Voelker		Attention: Jason Stuckey		Company Name: Vistra Corp		
Address: 13498 E. 900th St		Copy To: Jason Stuckey		Address: see Section A		NPDES GROUND WATER DRINKING WATER		
Email To: Brian.Voelker@VistraCorp.com		Purchase Order No.:		Quote Reference:		UST RCRA OTHER		
Phone: (217) 753-8911 Fax:		Project Name:		Project Manager:		Site Location IL		
Requested Due Date/TAT: 10 day		Project Number: 2285		Profile #:		STATE:		

ITEM #	Section D Required Client Information SAMPLE ID (A-Z, 0-9 / .-) Sample IDs MUST BE UNIQUE	Valid Matrix Codes		MATRIX CODE (see valid codes to left)	SAMPLE TYPE (G=GRAB C=COMP)	COLLECTED		SAMPLE TEMP AT COLLECTION	# OF CONTAINERS	Preservatives						Analysis Test ↓ Analysis Test ↓ Y/N ↓	Requested Analysis Filtered (Y/N)						Residual Chlorine (Y/N)	Project No./ Lab I.D.
		MATRIX	CODE			DATE	TIME			Unpreserved	H ₂ SO ₄	HNO ₃	HCl	NaOH	Na ₂ S ₂ O ₃		Methanol	Other	BAL_257_601	BAL_257_605	BAL_845_601	BAL_845_605		
1	BAL_MW-104#SR																							
2	BAL_MW-104&DR																							
3	BAL_MW-150							2	2						✓		✓						23050524-001	
4	BAL_MW-151							2	2						✓		✓						002	
5	BAL_MW-152							2	2						✓		✓						003	
6	BAL_MW-153							2	2						✓		✓						004	
7	BAL_MW-154																							
8	BAL_MW-155																							
9	BAL_MW-158IR					5/19/23	1055	2	2							✓							005	
10	BAL_MW-192							2	2							✓							006	
11	BAL_MW-193							2	2							✓							007	
12	BAL_MW-194							2	2							✓							008	
13	BAL_MW-203							2	2							✓							009	
14	BAL_MW-204							2	2							✓							010	
15	BAL_MW-252							2	2						✓		✓						011	
16	BAL_MW-253							2	2						✓		✓						012	

ADDITIONAL COMMENTS	RELINQUISHED BY / AFFILIATION	DATE	TIME	ACCEPTED BY / AFFILIATION	DATE	TIME	SAMPLE CONDITIONS	
BAL-23Q2-Rev 2 Ra226/228, only.	<i>Jason Carroll</i>	5/19/22	1412	<i>[Signature]</i>	5/19/22	1410	Y	N

SAMPLER NAME AND SIGNATURE					Temp in °C	Received on ice (Y/N)	Custody Sealed Cooler (Y/N)	Samples Intact (Y/N)
PRINT Name of SAMPLER:	<i>T. Carroll</i>		<i>B. Gullivan</i>					
SIGNATURE of SAMPLER:	<i>Jason Carroll</i>		DATE Signed (MM/DD/YY):	5/19/23				

CHAIN-OF-CUSTODY / Analytical Request Document

The Chain-of-Custody is a LEGAL DOCUMENT. All relevant fields must be completed accurately.

BAL-257-601
23050524

Section A Required Client Information:		Section B Required Project Information:		Section C Invoice Information:		Page: 1 of 4	
Company: Vistra Corp		Report To: Brian Voelker		Attention: Jason Stuckey		REGULATORY AGENCY	
Address: 13498 E. 900th St		Copy To: Jason Stuckey		Company Name: Vistra Corp			
Email To: Brian.Voelker@VistraCorp.com		Purchase Order No.:		Address: see Section A		NPDES GROUND WATER DRINKING WATER	
Phone: (217) 753-8911 Fax:		Project Name:		Quote Reference:		UST RCRA OTHER	
Requested Due Date/TAT: 10 day		Project Number: 2285		Project Manager:		Site Location	
				Profile #:		STATE: IL	

ITEM #	Section D Required Client Information SAMPLE ID (A-Z, 0-9 / . -) Sample IDs MUST BE UNIQUE	Valid Matrix Codes MATRIX CODE DRINKING WATER DW WATER WT WASTE WATER WW PRODUCT P SOIL/SOLID SL OIL OL WIPE WP AIR AR OTHER OT TISSUE TS	MATRIX CODE (see valid codes to left)	SAMPLE TYPE (G=GRAB C=COMP)	COLLECTED		SAMPLE TEMP AT COLLECTION	# OF CONTAINERS	Preservatives								Analysis Test ↓ Y/N ↓	Requested Analysis Filtered (Y/N)							Residual Chlorine (Y/N)	Project No./ Lab I.D.	
					DATE	TIME			Unpreserved	H ₂ SO ₄	HNO ₃	HCl	NaOH	Na ₂ S ₂ O ₃	Methanol	Other		BAL_257_601	BAL_257_605	BAL_845_601	BAL_845_605	BAL_CLOSURE_605	BAL_SUP_000	BAL_WPCP_605			
1	BAL_MW-104#SR				5/22/23	1151																					
2	BAL_MW-104&DR				5/22/23	1133																					
3	BAL_MW-150							2	2																		23050524-001
4	BAL_MW-151							2	2																		002
5	BAL_MW-152							2	2																		003
6	BAL_MW-153				5/22/22	1549		2	2																		004
7	BAL_MW-154																										
8	BAL_MW-155																										
9	BAL_MW-158IR							2	2																		005
10	BAL_MW-192							2	2																		006
11	BAL_MW-193							2	2																		007
12	BAL_MW-194							2	2																		008
13	BAL_MW-203							2	2																		009
14	BAL_MW-204							2	2																		010
15	BAL_MW-252							2	2																		011
16	* BAL_MW-253							2	2																		012

ADDITIONAL COMMENTS BAL-23Q2-Rev 2 Ra226/228, only.		RELINQUISHED BY / AFFILIATION Jenny Carroll	DATE 5/22/23	TIME 1905	ACCEPTED BY / AFFILIATION Alison Cole	DATE 5/22/23	TIME 1905	SAMPLE CONDITIONS Y N	
--	--	---	------------------------	---------------------	---	------------------------	---------------------	---------------------------------	--

SAMPLER NAME AND SIGNATURE		Temp in °C 10.2	Received on Ice (Y/N)	Cooled Sealed Cooler (Y/N)	Samples Intact (Y/N)
PRINT Name of SAMPLER: Carroll B Gilman	DATE Signed (MM/DD/YY): 5/22/23				

PH 88374 LMM - added HNO3 to MW-304, MW-377, MW384, MW304 DUP

BAL-257-601

23050524

CHAIN-OF-CUSTODY / Analytical Request Document

The Chain-of-Custody is a LEGAL DOCUMENT. All relevant fields must be completed accurately.

Page: 2 of 4

Section A Required Client Information:		Section B Required Project Information:		Section C Invoice Information:		REGULATORY AGENCY		
Company: Vistra Corp		Report To: Brian Voelker		Attention: Jason Stuckey		Company Name: Vistra Corp		
Address: 13498 E. 900th St		Copy To: Jason Stuckey		Address: see Section A		NPDES GROUND WATER DRINKING WATER		
Email To: Brian.Voelker@VistraCorp.com		Purchase Order No.:		Quote Reference:		UST RCRA OTHER		
Phone: (217) 753-8911 Fax:		Project Name:		Project Manager:		Site Location		
Requested Due Date/TAT: 10 day		Project Number: 2285		Profile #:		STATE: IL		

ITEM #	Section D Required Client Information	Valid Matrix Codes MATRIX CODE	MATRIX CODE (see valid codes to left)	SAMPLE TYPE (G=GRAB C=COMP)	COLLECTED		SAMPLE TEMP AT COLLECTION	# OF CONTAINERS	Preservatives							Analysis Test ↓	Requested Analysis Filtered (Y/N)							Residual Chlorine (Y/N)	Project No./ Lab I.D.	
					DATE	TIME			Unpreserved	H ₂ SO ₄	HNO ₃	HCl	NaOH	Na ₂ S ₂ O ₃	Methanol		Other	BAL_257_601	BAL_257_605	BAL_845_601	BAL_845_605	BAL_CLOSURE_605	BAL_SUP_000			BAL_WPCP_605
1	BAL_MW-258						2																		23050524-013	
2	BAL_MW-304				5/22/23	1041	2																		014	
3	BAL_MW-306						2																		015	
4	BAL_MW-307						2																		016	
5	BAL_MW-350						2																		017	
6	BAL_MW-352						2																		018	
7	BAL_MW-355																									
8	BAL_MW-356						2																		019	
9	BAL_MW-358						2																		020	
10	BAL_MW-366						2																		021	
11	BAL_MW-369						2																		022	
12	BAL_MW-370						2																		023	
13	BAL_MW-375						2																		024	
14	BAL_MW-377				5/22/23	1252	2																		025	
15	BAL_MW-382						2																		026	
16	BAL_MW-383				5/22/23	1428	2																		027	

ADDITIONAL COMMENTS	RELINQUISHED BY / AFFILIATION	DATE	TIME	ACCEPTED BY / AFFILIATION	DATE	TIME	SAMPLE CONDITIONS		
BAL-23Q2-Rev 2	Juan Carrillo	5/22/23	1905	[Signature]	5/22/23	1905			

SAMPLER NAME AND SIGNATURE		Temp in °C	Received on ice (Y/N)	Custody Sealed Container (Y/N)	Samples Intact (Y/N)
PRINT Name of SAMPLER:	[Signature]				
SIGNATURE of SAMPLER:	[Signature]	DATE Signed (MM/DD/YY):	5/22/23		

BAL-257-601
23050524

CHAIN-OF-CUSTODY / Analytical Request Document

The Chain-of-Custody is a LEGAL DOCUMENT. All relevant fields must be completed accurately.

Page: 3 of 4

Section A Required Client Information:		Section B Required Project Information:		Section C Invoice Information:	
Company: Vistra Corp		Report To: Brian Voelker		Attention: Jason Stuckey	
Address: 13498 E. 900th St		Copy To: Jason Stuckey		Company Name: Vistra Corp	
Email To: Brian.Voelker@VistraCorp.com		Purchase Order No.:		Address: see Section A	
Phone: (217) 753-8911 Fax:		Project Name:		Quote Reference:	
Requested Due Date/TAT: 10 day		Project Number: 2285		Project Manager:	
				Profile #:	
				REGULATORY AGENCY	
				NPDES GROUND WATER DRINKING WATER	
				UST RCRA OTHER	
				Site Location	
				STATE: IL	

ITEM #	Section D Required Client Information	Valid Matrix Codes MATRIX CODE	Requested Analysis Filtered (Y/N)										Residual Chlorine (Y/N)	Project No./ Lab I.D.										
			COLLECTED	DATE	TIME	SAMPLE TEMP AT COLLECTION	# OF CONTAINERS	Preservatives							Analysis Test	BAL_257_601	BAL_257_605	BAL_845_601	BAL_845_605	BAL_CLOSURE_605	BAL_SUP_000	BAL_WPCP_605		
								Unpreserved	H ₂ SO ₄	HNO ₃	HCl	NaOH											Na ₂ S ₂ O ₃	Methanol
1	BAL_MW-384			5/22/23	1343		2	2															23050524-028	
2	BAL_MW-390						2	2																029
3	BAL_MW-391						2	2																030
4	BAL_MW-392						2	2																031
5	BAL_MW-393						2	2																032
6	BAL_MW-394						2	2																033
7	BAL_OW-156																							
8	BAL_OW-157																							
9	BAL_OW-256						2	2																034
10	BAL_OW-257						2	2																035
11	BAL_PZ-169																							
12	BAL_PZ-170						2	2																036
13	BAL_PZ-182						2	2																037
14	BAL_TPZ-159																							
15	BAL_TPZ-164_pore																							
16	BAL_XPW01						2	2																038

ADDITIONAL COMMENTS	RELINQUISHED BY / AFFILIATION	DATE	TIME	ACCEPTED BY / AFFILIATION	DATE	TIME	SAMPLE CONDITIONS
BAL-23Q2-Rev 2	<i>Tracy Carroll</i>	5/22/23	1905	<i>[Signature]</i>	5/22/23	1905	

SAMPLER NAME AND SIGNATURE		Temp in °C	Received on Ice (Y/N)	Custody Sealed Cooler (Y/N)	Samples Intact (Y/N)
PRINT Name of SAMPLER:	<i>Tracy Carroll</i> <i>R. Lillihan</i>				
SIGNATURE of SAMPLER:	<i>[Signature]</i>	DATE Signed (MM/DD/YY):	5/22/23		

BAL-257-601
23050524

CHAIN-OF-CUSTODY / Analytical Request Document

The Chain-of-Custody is a LEGAL DOCUMENT. All relevant fields must be completed accurately.

Section A Required Client Information:		Section B Required Project Information:		Section C Invoice Information:	
Company: Vistra Corp		Report To: Brian Voelker		Attention: Jason Stuckey	
Address: 13498 E. 900th St		Copy To: Jason Stuckey		Company Name: Vistra Corp	
Email To: Brian.Voelker@VistraCorp.com		Purchase Order No.:		Address: see Section A	
Phone: (217) 753-8911 Fax:		Project Name:		Quote Reference:	
Requested Due Date/TAT: 10 day		Project Number: 2285		Project Manager:	
				Profile #:	
				REGULATORY AGENCY	
				NPDES GROUND WATER DRINKING WATER	
				UST RCRA OTHER	
				Site Location	
				STATE: IL	

ITEM #	Section D Required Client Information	Valid Matrix Codes MATRIX CODE	MATRIX CODE (see valid codes to left)	SAMPLE TYPE (G=GRAB C=COMP)	COLLECTED		SAMPLE TEMP AT COLLECTION	# OF CONTAINERS	Preservatives								Requested Analysis Filtered (Y/N)								Residual Chlorine (Y/N)	Project No./ Lab I.D.									
					DATE	TIME			Unpreserved	H ₂ SO ₄	HNO ₃	HCl	NaOH	Na ₂ S ₂ O ₃	Methanol	Other	Analysis Test ↓	BAL_257_601		BAL_257_605		BAL_845_601		BAL_845_605			BAL_CLOSURE_605		BAL_SUP_000		BAL_WPCP_605				
																		Y	N	Y	N	Y	N	Y			N	Y	N	Y	N	Y	N	Y	N
1	BAL_MW-104#SR																																		
2	BAL_MW-104&DR																																		
3	BAL_MW-150						2		2								✓		✓															23050524-001	
4	BAL_MW-151						2		2								✓		✓															002	
5	BAL_MW-152						2		2								✓		✓															003	
6	BAL_MW-153						2		2								✓		✓															004	
7	BAL_MW-154																																		
8	BAL_MW-155																																		
9	BAL_MW-158IR						2		2										✓																005
10	BAL_MW-192						2		2										✓																006
11	BAL_MW-193						2		2										✓																007
12	BAL_MW-194						2		2										✓																008
13	BAL_MW-203					5/23/23	2		2										✓																009
14	BAL_MW-204					6	2		2										✓																010
15	BAL_MW-252						2		2										✓																011
16	BAL_MW-253						2		2										✓																012

SAMPLER NAME AND SIGNATURE			
PRINT Name of SAMPLER: <i>Marcell B. Gillihan</i>		DATE Signed (MM/DD/YY): <i>5/23/23</i>	
SIGNATURE of SAMPLER: <i>J. Carroll</i>			
Temp in °C	Received on Ice (Y/N)	Custody Sealed Cooler (Y/N)	Samples Intact (Y/N)
	Y	N	Y

BAL-23Q2-Rev 2
Ra226/228, only.

Jason Carroll

5/23/23 2030

Allison Cole

5/23/23 2030

9.0

23050524

CHAIN-OF-CUSTODY / Analytical Request Document

The Chain-of-Custody is a LEGAL DOCUMENT. All relevant fields must be completed accurately.

Section A Required Client Information:		Section B Required Project Information:		Section C Invoice Information:		REGULATORY AGENCY	
Company: Vistra Corp		Report To: Brian Voelker		Attention: Jason Stuckey		NPDES GROUND WATER DRINKING WATER	
Address: 13498 E. 900th St		Copy To: Jason Stuckey		Company Name: Vistra Corp		UST RCRA OTHER	
Email To: Brian.Voelker@VistraCorp.com		Purchase Order No.:		Address: see Section A		Site Location	
Phone: (217) 753-8911 Fax:		Project Name:		Quote Reference:		STATE: IL	
Requested Due Date/TAT: 10 day		Project Number: 2285		Project Manager:		Profile #:	

ITEM #	Section D Required Client Information SAMPLE ID (A-Z, 0-9 / , -) Sample IDs MUST BE UNIQUE	Valid Matrix Codes MATRIX CODE DRINKING WATER DW WATER WT WASTE WATER WW PRODUCT P SOIL/SOLID SL OIL OL WIPE WP AIR AR OTHER OT TISSUE TS	MATRIX CODE (see valid codes to left)	SAMPLE TYPE (G=GRAB C=COMP)	COLLECTED		SAMPLE TEMP AT COLLECTION	# OF CONTAINERS	Preservatives							Analysis Test ↓	Requested Analysis Filtered (Y/N)	Residual Chlorine (Y/N)	Project No. / Lab I.D.								
					DATE	TIME			Unpreserved	H ₂ SO ₄	HNO ₃	HCl	NaOH	Na ₂ S ₂ O ₃	Methanol					Other	BAL_257_601	BAL_257_605	BAL_845_601	BAL_845_605	BAL_CLOSURE_605	BAL_SUP_000	BAL_WPCP_605
1	BAL_MW-258						2												23050524-013								
2	BAL_MW-304						2												014								
3	BAL_MW-306				5/23/23	1611	2												015								
4	BAL_MW-307				5/23/23	1708	2												016								
5	BAL_MW-350				k		2												017								
6	BAL_MW-352						2												018								
7	BAL_MW-355																										
8	BAL_MW-356						2												019								
9	BAL_MW-358						2												020								
10	BAL_MW-366						2												021								
11	BAL_MW-369						2												022								
12	BAL_MW-370						2												023								
13	BAL_MW-375						2												024								
14	BAL_MW-377						2												025								
15	BAL_MW-382						2												026								
16	BAL_MW-383						2												027								
ADDITIONAL COMMENTS		RELINQUISHED BY / AFFILIATION		DATE	TIME	ACCEPTED BY / AFFILIATION		DATE	TIME	SAMPLE CONDITIONS																	
BAL-23Q2-Rev 2		Jungfarrick		5/23/23	2030	Allison Coler		5/23	2030																		

SAMPLER NAME AND SIGNATURE		Temp in °C	Received on Ice (Y/N)	Custody Sealed Cooler (Y/N)	Samples Intact (Y/N)
PRINT Name of SAMPLER: <i>Carroll</i>	<i>B. Gillihan</i>				
SIGNATURE of SAMPLER: <i>Jungfarrick</i>	DATE Signed (MM/DD/YY): <i>5/23/23</i>				

BAL-257-601
23050524

CHAIN-OF-CUSTODY / Analytical Request Document

The Chain-of-Custody is a LEGAL DOCUMENT. All relevant fields must be completed accurately.

Section A Required Client Information:		Section B Required Project Information:		Section C Invoice Information:		REGULATORY AGENCY NPDES GROUND WATER DRINKING WATER UST RCRA OTHER			
Company: <u>Vistra Corp</u>		Report To: <u>Brian Voelker</u>		Attention: <u>Jason Stuckey</u>				Site Location STATE: <u>IL</u>	
Address: <u>13498 E. 900th St</u>		Copy To: <u>Jason Stuckey</u>		Company Name: <u>Vistra Corp</u>					
Email To: <u>Brian.Voelker@VistraCorp.com</u>		Purchase Order No.:		Address: <u>see Section A</u>				Requested Analysis Filtered (Y/N)	
Phone: <u>(217) 753-8911</u> Fax:		Project Name:		Quote Reference:					
Requested Due Date/TAT: <u>10 day</u>		Project Number: <u>2285</u>		Project Manager:		Residual Chlorine (Y/N)			
				Profile #:					

ITEM #	Section D Required Client Information	Valid Matrix Codes MATRIX CODE	MATRIX CODE (see valid codes to left)	SAMPLE TYPE (G=GRAB C=COMP)	COLLECTED		SAMPLE TEMP AT COLLECTION	# OF CONTAINERS	Preservatives							Analysis Test	Requested Analysis Filtered (Y/N)							Residual Chlorine (Y/N)	Project No./ Lab I.D.						
					DATE	TIME			Unpreserved	H ₂ SO ₄	HNO ₃	HCl	NaOH	Na ₂ S ₂ O ₃	Methanol		Other	BAL_257_601	BAL_257_605	BAL_845_601	BAL_845_605	BAL_CLOSURE_605	BAL_SUP_000			BAL_WPCP_605					
1	BAL_MW-384						2																	23050524-028							
2	BAL_MW-390						2																	029							
3	BAL_MW-391						2																	030							
4	BAL_MW-392						2																	031							
5	BAL_MW-393						2																	032							
6	BAL_MW-394						2																	033							
7	BAL_OW-156																														
8	BAL_OW-157																														
9	BAL_OW-256						2																	034							
10	BAL_OW-257						2																	035							
11	BAL_PZ-169																														
12	BAL_PZ-170						2																	036							
13	BAL_PZ-182						2																	037							
14	BAL_TPZ-159																														
15	BAL_TPZ-164_pore																														
16	BAL_XPW01					5/23/23	1403	2																038							

ADDITIONAL COMMENTS		RELINQUISHED BY / AFFILIATION		DATE	TIME	ACCEPTED BY / AFFILIATION		DATE	TIME	SAMPLE CONDITIONS			
BAL-23Q2-Rev 2		<u>Jason Carroll</u>		5/23/23	2030	<u>William Cole</u>		5/23	2030				

SAMPLER NAME AND SIGNATURE		Temp in °C	Received on ice (Y/N)	Custody Sealed Cooler (Y/N)	Samples Intact (Y/N)
PRINT Name of SAMPLER:	<u>Paundi B Gilligan</u>				
SIGNATURE of SAMPLER:	<u>Jason Carroll</u>	DATE Signed (MM/DD/YY):	5/23/23		

BAL-257-601
23050524

CHAIN-OF-CUSTODY / Analytical Request Document

The Chain-of-Custody is a LEGAL DOCUMENT. All relevant fields must be completed accurately.

Page: 4 of 4

Section A Required Client Information:	Section B Required Project Information:	Section C Invoice Information:
Company: Vistra Corp	Report To: Brian Voelker	Attention: Jason Stuckey
Address: 13498 E. 900th St	Copy To: Jason Stuckey	Company Name: Vistra Corp
		Address: see Section A
Email To: Brian.Voelker@VistraCorp.com	Purchase Order No.:	Quote Reference:
Phone: (217) 753-8911 Fax:	Project Name:	Project Manager:
Requested Due Date/TAT: 10 day	Project Number: 2285	Profile #:
		REGULATORY AGENCY
		NPDES GROUND WATER DRINKING WATER
		UST RCRA OTHER
		Site Location
		STATE: IL

ITEM #	Section D Required Client Information	Valid Matrix Codes MATRIX CODE	COLLECTED		SAMPLE TEMP AT COLLECTION	# OF CONTAINERS	Preservatives							Requested Analysis Filtered (Y/N)										Residual Chlorine (Y/N)	Project No. / Lab I.D.												
			DATE	TIME			Unpreserved	H ₂ SO ₄	HNO ₃	HCl	NaOH	Na ₂ S ₂ O ₃	Methanol	Other	Analysis Test	BAL_257_601	BAL_257_605	BAL_845_601	BAL_845_605	BAL_CLOSURE_605	BAL_SUP_000	BAL_WPCP_605															
1	BAL_XPW02		5/23/23	1055		2			2																											23050524-039	
2	BAL_XPW04			1303		2			2																											040	
3	BAL_XPW05			1142		2			2																											041	
4	BAL_XPW06			1508		2			2																											042	
5	BAL_MW-304 Duplicate					2			2																											043	
6	Field Blank		5/23/23	1904		2			2																											044	
7																																					
8																																					
9																																					
10																																					
11																																					
12																																					
13																																					
14																																					
15																																					
16																																					

ADDITIONAL COMMENTS	RELINQUISHED BY / AFFILIATION	DATE	TIME	ACCEPTED BY / AFFILIATION	DATE	TIME	SAMPLE CONDITIONS			
BAL-23Q2-Rev 2	Jessica Carroll	5/23/23	2030	Alison Cole	5/23	2030				
SAMPLER NAME AND SIGNATURE							Temp in °C	Received on Ice (Y/N)	Custody Sealed Cooler (Y/N)	Samples Intact (Y/N)
PRINT Name of SAMPLER: J Carroll BG Lillian										
SIGNATURE of SAMPLER: J Carroll							DATE Signed (MM/DD/YY): 5/23/23			



ANALYTICAL REPORT

ANNUAL GROUNDWATER MONITORING AND CORRECTIVE ACTION REPORT
BALDWIN POWER PLANT, BOTTOM ASH POND

APPENDIX A.
BAL-257-601

June 30, 2023

Revised Report

- 1 Cp
- 2 Tc
- 3 Ss
- 4 Cn
- 5 Sr
- 6 Qc
- 7 Gl
- 8 Al
- 9 Sc

TEKLAB, Inc.

Sample Delivery Group: L1620768
 Samples Received: 05/26/2023
 Project Number: 23050524
 Description:

Report To: Elizabeth Hurley
 5445 Horseshoe Lake Road
 Collinsville, IL 62234

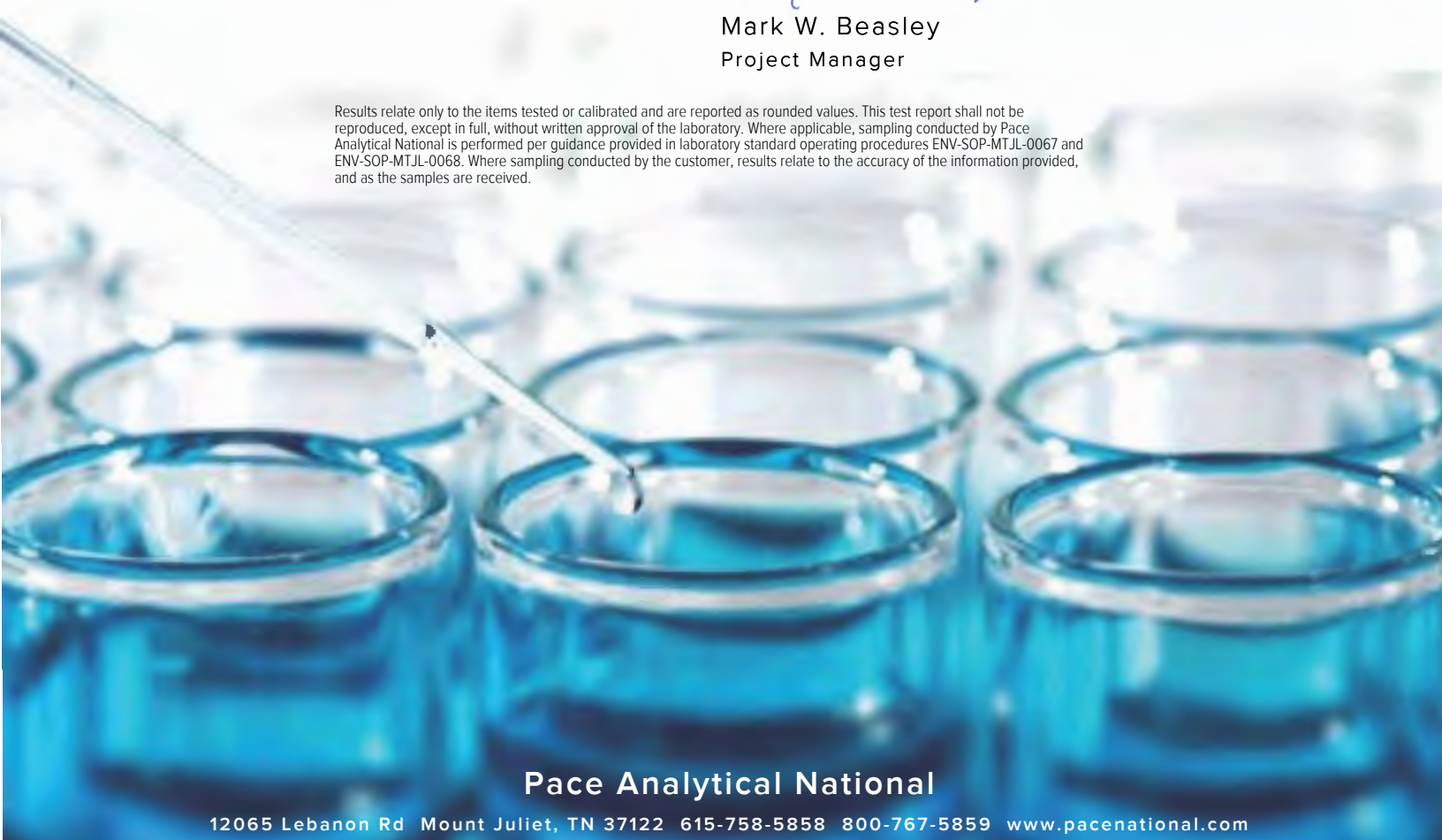
Entire Report Reviewed By:



[Preliminary Report]

Mark W. Beasley
 Project Manager

Results relate only to the items tested or calibrated and are reported as rounded values. This test report shall not be reproduced, except in full, without written approval of the laboratory. Where applicable, sampling conducted by Pace Analytical National is performed per guidance provided in laboratory standard operating procedures ENV-SOP-MTJL-0067 and ENV-SOP-MTJL-0068. Where sampling conducted by the customer, results relate to the accuracy of the information provided, and as the samples are received.



Pace Analytical National

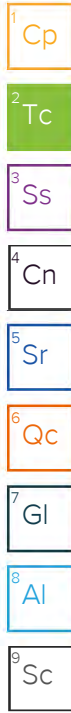
12065 Lebanon Rd Mount Juliet, TN 37122 615-758-5858 800-767-5859 www.pacenational.com

TABLE OF CONTENTS

APPENDIX A.
ANNUAL GROUNDWATER MONITORING AND CORRECTIVE ACTION REPORT
BALDWIN POWER PLANT, BOTTOM ASH POND

BAL-257-601

Cp: Cover Page		1
Tc: Table of Contents		2
Ss: Sample Summary		4
Cn: Case Narrative		12
Sr: Sample Results		13
23050524-001 L1620768-01		13
23050524-002 L1620768-02		14
23050524-003 L1620768-03		15
23050524-004 L1620768-04		16
23050524-006 L1620768-05		17
23050524-007 L1620768-06		18
23050524-008 L1620768-07		19
23050524-009 L1620768-08		20
23050524-010 L1620768-09		21
23050524-011 L1620768-10		22
23050524-014 L1620768-11		23
23050524-015 L1620768-12		24
23050524-016 L1620768-13		25
23050524-017 L1620768-14		26
23050524-018 L1620768-15		27
23050524-019 L1620768-16		28
23050524-021 L1620768-17		29
23050524-022 L1620768-18		30
23050524-023 L1620768-19		31
23050524-024 L1620768-20		32
23050524-025 L1620768-21		33
23050524-026 L1620768-22		34
23050524-027 L1620768-23		35
23050524-028 L1620768-24		36
23050524-029 L1620768-25		37
23050524-030 L1620768-26		38
23050524-031 L1620768-27		39
23050524-032 L1620768-28		40
23050524-033 L1620768-29		41
23050524-034 L1620768-30		42
23050524-035 L1620768-31		43
23050524-036 L1620768-32		44
23050524-037 L1620768-33		45
23050524-038 L1620768-34		46
23050524-039 L1620768-35		47



23050524-040	L1620768-36	48	1 Cp
23050524-041	L1620768-37	49	2 Tc
23050524-042	L1620768-38	50	3 Ss
23050524-043	L1620768-39	51	4 Cn
23050524-044	L1620768-40	52	5 Sr
23050524-005	L1620768-41	53	6 Qc
23050524-013	L1620768-42	54	7 Gl
23050524-020	L1620768-43	55	8 Al
Qc: Quality Control Summary		56	9 Sc
Radiochemistry by Method 904/9320		56	
Radiochemistry by Method SM7500Ra B M		60	
Gl: Glossary of Terms		65	
Al: Accreditations & Locations		66	
Sc: Sample Chain of Custody		67	

SAMPLE SUMMARY

ANNUAL GROUNDWATER MONITORING AND CORRECTIVE ACTION REPORT

APPENDIX A.

BALDWIN POWER PLANT BOTTOM ASH POND

23050524-001 L1620768-01 Non-Potable Water

05/18/23 11:19 05/26/23 09:00

Method	Batch	Dilution	Preparation date/time	Analysis date/time	Analyst	Location
Radiochemistry by Method 904/9320	WG2075753	1	06/12/23 09:02	06/16/23 17:55	SNR	Mt. Juliet, TN
Radiochemistry by Method Calculation	WG2078595	1	06/21/23 15:37	06/22/23 18:56	RGT	Mt. Juliet, TN
Radiochemistry by Method SM7500Ra B M	WG2078595	1	06/21/23 15:37	06/22/23 18:56	RGT	Mt. Juliet, TN

Collected by Collected date/time Received date/time

05/18/23 13:48 05/26/23 09:00

23050524-002 L1620768-02 Non-Potable Water

Method	Batch	Dilution	Preparation date/time	Analysis date/time	Analyst	Location
Radiochemistry by Method 904/9320	WG2075896	1	06/12/23 19:57	06/17/23 09:00	SNR	Mt. Juliet, TN
Radiochemistry by Method Calculation	WG2078595	1	06/21/23 15:37	06/22/23 18:56	RGT	Mt. Juliet, TN
Radiochemistry by Method SM7500Ra B M	WG2078595	1	06/21/23 15:37	06/22/23 18:56	RGT	Mt. Juliet, TN

Collected by Collected date/time Received date/time

05/18/23 15:23 05/26/23 09:00

23050524-003 L1620768-03 Non-Potable Water

Method	Batch	Dilution	Preparation date/time	Analysis date/time	Analyst	Location
Radiochemistry by Method 904/9320	WG2075896	1	06/12/23 19:57	06/17/23 09:00	SNR	Mt. Juliet, TN
Radiochemistry by Method Calculation	WG2078595	1	06/21/23 15:37	06/22/23 18:56	RGT	Mt. Juliet, TN
Radiochemistry by Method SM7500Ra B M	WG2078595	1	06/21/23 15:37	06/22/23 18:56	RGT	Mt. Juliet, TN

Collected by Collected date/time Received date/time

05/22/23 15:49 05/26/23 09:00

23050524-004 L1620768-04 Non-Potable Water

Method	Batch	Dilution	Preparation date/time	Analysis date/time	Analyst	Location
Radiochemistry by Method 904/9320	WG2075896	1	06/12/23 19:57	06/17/23 09:00	SNR	Mt. Juliet, TN
Radiochemistry by Method Calculation	WG2078595	1	06/21/23 15:37	06/22/23 18:56	RGT	Mt. Juliet, TN
Radiochemistry by Method SM7500Ra B M	WG2078595	1	06/21/23 15:37	06/22/23 18:56	RGT	Mt. Juliet, TN

Collected by Collected date/time Received date/time

05/16/23 10:37 05/26/23 09:00

23050524-006 L1620768-05 Non-Potable Water

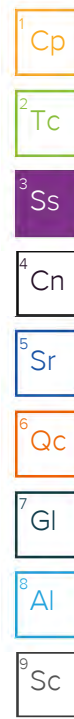
Method	Batch	Dilution	Preparation date/time	Analysis date/time	Analyst	Location
Radiochemistry by Method 904/9320	WG2075896	1	06/12/23 19:57	06/17/23 09:00	SNR	Mt. Juliet, TN
Radiochemistry by Method Calculation	WG2078595	1	06/21/23 15:37	06/22/23 18:56	RGT	Mt. Juliet, TN
Radiochemistry by Method SM7500Ra B M	WG2078595	1	06/21/23 15:37	06/22/23 18:56	RGT	Mt. Juliet, TN

Collected by Collected date/time Received date/time

05/15/23 14:56 05/26/23 09:00

23050524-007 L1620768-06 Non-Potable Water

Method	Batch	Dilution	Preparation date/time	Analysis date/time	Analyst	Location
Radiochemistry by Method 904/9320	WG2075896	1	06/12/23 19:57	06/17/23 09:00	SNR	Mt. Juliet, TN
Radiochemistry by Method Calculation	WG2078595	1	06/21/23 15:37	06/22/23 18:56	RGT	Mt. Juliet, TN
Radiochemistry by Method SM7500Ra B M	WG2078595	1	06/21/23 15:37	06/22/23 18:56	RGT	Mt. Juliet, TN



SAMPLE SUMMARY

ANNUAL GROUNDWATER MONITORING AND CORRECTIVE ACTION REPORT

APPENDIX A.

BALDWIN POWER PLANT BOTTOM ASH POND

23050524-008 L1620768-07 Non-Potable Water

05/15/23 13:09 05/26/23 09:00

Method	Batch	Dilution	Preparation date/time	Analysis date/time	Analyst	Location
Radiochemistry by Method 904/9320	WG2075896	1	06/12/23 19:57	06/17/23 09:00	SNR	Mt. Juliet, TN
Radiochemistry by Method Calculation	WG2078595	1	06/21/23 15:37	06/22/23 18:56	RGT	Mt. Juliet, TN
Radiochemistry by Method SM7500Ra B M	WG2078595	1	06/21/23 15:37	06/22/23 18:56	RGT	Mt. Juliet, TN

Collected by Collected date/time Received date/time
05/23/23 18:44 05/26/23 09:00

23050524-009 L1620768-08 Non-Potable Water

Method	Batch	Dilution	Preparation date/time	Analysis date/time	Analyst	Location
Radiochemistry by Method 904/9320	WG2075896	1	06/12/23 19:57	06/17/23 09:00	SNR	Mt. Juliet, TN
Radiochemistry by Method Calculation	WG2078595	1	06/21/23 15:37	06/22/23 18:56	RGT	Mt. Juliet, TN
Radiochemistry by Method SM7500Ra B M	WG2078595	1	06/21/23 15:37	06/22/23 18:56	RGT	Mt. Juliet, TN

Collected by Collected date/time Received date/time
05/23/23 18:11 05/26/23 09:00

23050524-010 L1620768-09 Non-Potable Water

Method	Batch	Dilution	Preparation date/time	Analysis date/time	Analyst	Location
Radiochemistry by Method 904/9320	WG2075896	1	06/12/23 19:57	06/17/23 09:00	SNR	Mt. Juliet, TN
Radiochemistry by Method Calculation	WG2078595	1	06/21/23 15:37	06/22/23 18:56	RGT	Mt. Juliet, TN
Radiochemistry by Method SM7500Ra B M	WG2078595	1	06/21/23 15:37	06/22/23 18:56	RGT	Mt. Juliet, TN

Collected by Collected date/time Received date/time
05/18/23 15:53 05/26/23 09:00

23050524-011 L1620768-10 Non-Potable Water

Method	Batch	Dilution	Preparation date/time	Analysis date/time	Analyst	Location
Radiochemistry by Method 904/9320	WG2075896	1	06/12/23 19:57	06/17/23 09:00	SNR	Mt. Juliet, TN
Radiochemistry by Method Calculation	WG2078595	1	06/21/23 15:37	06/22/23 18:56	RGT	Mt. Juliet, TN
Radiochemistry by Method SM7500Ra B M	WG2078595	1	06/21/23 15:37	06/22/23 18:56	RGT	Mt. Juliet, TN

Collected by Collected date/time Received date/time
05/22/23 10:41 05/26/23 09:00

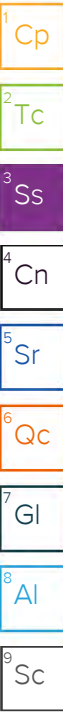
23050524-014 L1620768-11 Non-Potable Water

Method	Batch	Dilution	Preparation date/time	Analysis date/time	Analyst	Location
Radiochemistry by Method 904/9320	WG2075896	1	06/12/23 19:57	06/17/23 09:00	SNR	Mt. Juliet, TN
Radiochemistry by Method Calculation	WG2078595	1	06/21/23 15:37	06/22/23 18:56	RGT	Mt. Juliet, TN
Radiochemistry by Method SM7500Ra B M	WG2078595	1	06/21/23 15:37	06/22/23 18:56	RGT	Mt. Juliet, TN

Collected by Collected date/time Received date/time
05/23/23 16:11 05/26/23 09:00

23050524-015 L1620768-12 Non-Potable Water

Method	Batch	Dilution	Preparation date/time	Analysis date/time	Analyst	Location
Radiochemistry by Method 904/9320	WG2075896	1	06/12/23 19:57	06/17/23 09:00	SNR	Mt. Juliet, TN
Radiochemistry by Method Calculation	WG2080317	1	06/19/23 15:34	06/20/23 20:35	SNR	Mt. Juliet, TN
Radiochemistry by Method SM7500Ra B M	WG2080317	1	06/19/23 15:34	06/20/23 20:35	RGT	Mt. Juliet, TN



SAMPLE SUMMARY

ANNUAL GROUNDWATER MONITORING AND CORRECTIVE ACTION REPORT

APPENDIX A.

BALDWIN POWER PLANT BOTTOM ASH POND
 Collected by: [redacted] 05/23/23 17:08 05/26/23 09:00
 BAL-257-601

23050524-016 L1620768-13 Non-Potable Water

Method	Batch	Dilution	Preparation date/time	Analysis date/time	Analyst	Location
Radiochemistry by Method 904/9320	WG2075896	1	06/12/23 19:57	06/17/23 09:00	SNR	Mt. Juliet, TN
Radiochemistry by Method Calculation	WG2080317	1	06/19/23 15:34	06/20/23 20:35	SNR	Mt. Juliet, TN
Radiochemistry by Method SM7500Ra B M	WG2080317	1	06/19/23 15:34	06/20/23 20:35	RGT	Mt. Juliet, TN

Collected by: [redacted] 05/18/23 10:37 05/26/23 09:00

23050524-017 L1620768-14 Non-Potable Water

Method	Batch	Dilution	Preparation date/time	Analysis date/time	Analyst	Location
Radiochemistry by Method 904/9320	WG2075896	1	06/12/23 19:57	06/17/23 09:00	SNR	Mt. Juliet, TN
Radiochemistry by Method Calculation	WG2080317	1	06/19/23 15:34	06/20/23 20:35	SNR	Mt. Juliet, TN
Radiochemistry by Method SM7500Ra B M	WG2080317	1	06/19/23 15:34	06/20/23 20:35	RGT	Mt. Juliet, TN

Collected by: [redacted] 05/18/23 16:10 05/26/23 09:00

23050524-018 L1620768-15 Non-Potable Water

Method	Batch	Dilution	Preparation date/time	Analysis date/time	Analyst	Location
Radiochemistry by Method 904/9320	WG2075896	1	06/12/23 19:57	06/17/23 09:00	SNR	Mt. Juliet, TN
Radiochemistry by Method Calculation	WG2080317	1	06/19/23 15:34	06/20/23 20:35	SNR	Mt. Juliet, TN
Radiochemistry by Method SM7500Ra B M	WG2080317	1	06/19/23 15:34	06/20/23 20:35	RGT	Mt. Juliet, TN

Collected by: [redacted] 05/16/23 12:29 05/26/23 09:00

23050524-019 L1620768-16 Non-Potable Water

Method	Batch	Dilution	Preparation date/time	Analysis date/time	Analyst	Location
Radiochemistry by Method 904/9320	WG2075896	1	06/12/23 19:57	06/17/23 09:00	SNR	Mt. Juliet, TN
Radiochemistry by Method Calculation	WG2080317	1	06/19/23 15:34	06/20/23 20:35	SNR	Mt. Juliet, TN
Radiochemistry by Method SM7500Ra B M	WG2080317	1	06/19/23 15:34	06/20/23 20:35	RGT	Mt. Juliet, TN

Collected by: [redacted] 05/16/23 16:48 05/26/23 09:00

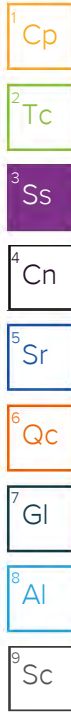
23050524-021 L1620768-17 Non-Potable Water

Method	Batch	Dilution	Preparation date/time	Analysis date/time	Analyst	Location
Radiochemistry by Method 904/9320	WG2075896	1	06/12/23 19:57	06/17/23 09:00	SNR	Mt. Juliet, TN
Radiochemistry by Method Calculation	WG2080317	1	06/19/23 15:34	06/20/23 20:35	SNR	Mt. Juliet, TN
Radiochemistry by Method SM7500Ra B M	WG2080317	1	06/19/23 15:34	06/20/23 20:35	RGT	Mt. Juliet, TN

Collected by: [redacted] 05/16/23 15:03 05/26/23 09:00

23050524-022 L1620768-18 Non-Potable Water

Method	Batch	Dilution	Preparation date/time	Analysis date/time	Analyst	Location
Radiochemistry by Method 904/9320	WG2075896	1	06/12/23 19:57	06/17/23 09:00	SNR	Mt. Juliet, TN
Radiochemistry by Method Calculation	WG2080317	1	06/19/23 15:34	06/20/23 20:35	SNR	Mt. Juliet, TN
Radiochemistry by Method SM7500Ra B M	WG2080317	1	06/19/23 15:34	06/20/23 20:35	RGT	Mt. Juliet, TN



SAMPLE SUMMARY

ANNUAL GROUNDWATER MONITORING AND CORRECTIVE ACTION REPORT

APPENDIX A.

BALDWIN POWER PLANT BOTTOM ASH POND
 Collected by: [redacted] 05/16/23 14:24 05/26/23 09:00
 BAL-257-601

23050524-023 L1620768-19 Non-Potable Water

Method	Batch	Dilution	Preparation date/time	Analysis date/time	Analyst	Location
Radiochemistry by Method 904/9320	WG2075896	1	06/12/23 19:57	06/17/23 09:00	SNR	Mt. Juliet, TN
Radiochemistry by Method Calculation	WG2080317	1	06/19/23 15:34	06/20/23 20:35	SNR	Mt. Juliet, TN
Radiochemistry by Method SM7500Ra B M	WG2080317	1	06/19/23 15:34	06/20/23 20:35	RGT	Mt. Juliet, TN

Collected by: [redacted] 05/18/23 12:32 05/26/23 09:00

23050524-024 L1620768-20 Non-Potable Water

Method	Batch	Dilution	Preparation date/time	Analysis date/time	Analyst	Location
Radiochemistry by Method 904/9320	WG2075896	1	06/12/23 19:57	06/17/23 09:00	SNR	Mt. Juliet, TN
Radiochemistry by Method Calculation	WG2078608	1	06/22/23 12:18	06/23/23 17:46	RGT	Mt. Juliet, TN
Radiochemistry by Method SM7500Ra B M	WG2078608	1	06/22/23 12:18	06/23/23 17:46	RGT	Mt. Juliet, TN

Collected by: [redacted] 05/22/23 12:52 05/26/23 09:00

23050524-025 L1620768-21 Non-Potable Water

Method	Batch	Dilution	Preparation date/time	Analysis date/time	Analyst	Location
Radiochemistry by Method 904/9320	WG2075896	1	06/12/23 19:57	06/17/23 09:00	SNR	Mt. Juliet, TN
Radiochemistry by Method Calculation	WG2078608	1	06/22/23 12:18	06/23/23 17:46	RGT	Mt. Juliet, TN
Radiochemistry by Method SM7500Ra B M	WG2078608	1	06/22/23 12:18	06/23/23 17:46	RGT	Mt. Juliet, TN

Collected by: [redacted] 05/16/23 15:42 05/26/23 09:00

23050524-026 L1620768-22 Non-Potable Water

Method	Batch	Dilution	Preparation date/time	Analysis date/time	Analyst	Location
Radiochemistry by Method 904/9320	WG2076342	1	06/13/23 08:03	06/19/23 21:17	SNR	Mt. Juliet, TN
Radiochemistry by Method Calculation	WG2078608	1	06/22/23 12:18	06/23/23 17:46	RGT	Mt. Juliet, TN
Radiochemistry by Method SM7500Ra B M	WG2078608	1	06/22/23 12:18	06/23/23 17:46	RGT	Mt. Juliet, TN

Collected by: [redacted] 05/22/23 14:28 05/26/23 09:00

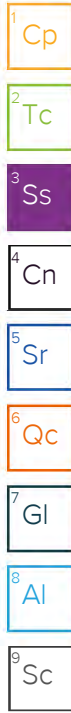
23050524-027 L1620768-23 Non-Potable Water

Method	Batch	Dilution	Preparation date/time	Analysis date/time	Analyst	Location
Radiochemistry by Method 904/9320	WG2076342	1	06/13/23 08:03	06/19/23 21:17	SNR	Mt. Juliet, TN
Radiochemistry by Method Calculation	WG2078608	1	06/22/23 12:18	06/23/23 17:46	RGT	Mt. Juliet, TN
Radiochemistry by Method SM7500Ra B M	WG2078608	1	06/22/23 12:18	06/23/23 17:46	RGT	Mt. Juliet, TN

Collected by: [redacted] 05/22/23 13:43 05/26/23 09:00

23050524-028 L1620768-24 Non-Potable Water

Method	Batch	Dilution	Preparation date/time	Analysis date/time	Analyst	Location
Radiochemistry by Method 904/9320	WG2076342	1	06/13/23 08:03	06/19/23 21:17	SNR	Mt. Juliet, TN
Radiochemistry by Method Calculation	WG2078608	1	06/22/23 12:18	06/23/23 17:46	RGT	Mt. Juliet, TN
Radiochemistry by Method SM7500Ra B M	WG2078608	1	06/22/23 12:18	06/23/23 17:46	RGT	Mt. Juliet, TN



SAMPLE SUMMARY

ANNUAL GROUNDWATER MONITORING AND CORRECTIVE ACTION REPORT

APPENDIX A.

BALDWIN POWER PLANT BOTTOM ASH POND
 Collected by: [redacted] 05/17/23 15:25 05/26/23 09:00
 BAL-257-601

23050524-029 L1620768-25 Non-Potable Water

Method	Batch	Dilution	Preparation date/time	Analysis date/time	Analyst	Location
Radiochemistry by Method 904/9320	WG2076342	1	06/13/23 08:03	06/19/23 21:17	SNR	Mt. Juliet, TN
Radiochemistry by Method Calculation	WG2078608	1	06/22/23 12:18	06/23/23 17:46	RGT	Mt. Juliet, TN
Radiochemistry by Method SM7500Ra B M	WG2078608	1	06/22/23 12:18	06/23/23 17:46	RGT	Mt. Juliet, TN

Collected by: [redacted] 05/17/23 16:36 05/26/23 09:00

23050524-030 L1620768-26 Non-Potable Water

Method	Batch	Dilution	Preparation date/time	Analysis date/time	Analyst	Location
Radiochemistry by Method 904/9320	WG2076342	1	06/13/23 08:03	06/19/23 21:17	SNR	Mt. Juliet, TN
Radiochemistry by Method Calculation	WG2078608	1	06/22/23 12:18	06/23/23 17:46	RGT	Mt. Juliet, TN
Radiochemistry by Method SM7500Ra B M	WG2078608	1	06/22/23 12:18	06/23/23 17:46	RGT	Mt. Juliet, TN

Collected by: [redacted] 05/16/23 11:31 05/26/23 09:00

23050524-031 L1620768-27 Non-Potable Water

Method	Batch	Dilution	Preparation date/time	Analysis date/time	Analyst	Location
Radiochemistry by Method 904/9320	WG2076342	1	06/13/23 08:03	06/19/23 21:17	SNR	Mt. Juliet, TN
Radiochemistry by Method Calculation	WG2078608	1	06/22/23 12:18	06/23/23 17:46	RGT	Mt. Juliet, TN
Radiochemistry by Method SM7500Ra B M	WG2078608	1	06/22/23 12:18	06/23/23 17:46	RGT	Mt. Juliet, TN

Collected by: [redacted] 05/15/23 15:43 05/26/23 09:00

23050524-032 L1620768-28 Non-Potable Water

Method	Batch	Dilution	Preparation date/time	Analysis date/time	Analyst	Location
Radiochemistry by Method 904/9320	WG2076342	1	06/13/23 08:03	06/19/23 21:17	SNR	Mt. Juliet, TN
Radiochemistry by Method Calculation	WG2078608	1	06/22/23 12:18	06/23/23 17:46	RGT	Mt. Juliet, TN
Radiochemistry by Method SM7500Ra B M	WG2078608	1	06/22/23 12:18	06/23/23 17:46	RGT	Mt. Juliet, TN

Collected by: [redacted] 05/15/23 13:53 05/26/23 09:00

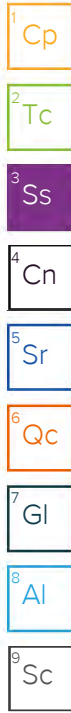
23050524-033 L1620768-29 Non-Potable Water

Method	Batch	Dilution	Preparation date/time	Analysis date/time	Analyst	Location
Radiochemistry by Method 904/9320	WG2076342	1	06/13/23 08:03	06/19/23 21:17	SNR	Mt. Juliet, TN
Radiochemistry by Method Calculation	WG2078608	1	06/22/23 12:18	06/23/23 17:46	RGT	Mt. Juliet, TN
Radiochemistry by Method SM7500Ra B M	WG2078608	1	06/22/23 12:18	06/23/23 17:46	RGT	Mt. Juliet, TN

Collected by: [redacted] 05/17/23 11:16 05/26/23 09:00

23050524-034 L1620768-30 Non-Potable Water

Method	Batch	Dilution	Preparation date/time	Analysis date/time	Analyst	Location
Radiochemistry by Method 904/9320	WG2076342	1	06/13/23 08:03	06/19/23 21:17	SNR	Mt. Juliet, TN
Radiochemistry by Method Calculation	WG2078608	1	06/22/23 12:18	06/23/23 17:46	RGT	Mt. Juliet, TN
Radiochemistry by Method SM7500Ra B M	WG2078608	1	06/22/23 12:18	06/23/23 17:46	RGT	Mt. Juliet, TN



SAMPLE SUMMARY

ANNUAL GROUNDWATER MONITORING AND CORRECTIVE ACTION REPORT

APPENDIX A.

BALDWIN POWER PLANT BOTTOM ASH POND
 Collected by: [redacted] 05/17/23 12:50 05/26/23 09:00
 BAL-257-601

23050524-035 L1620768-31 Non-Potable Water

Method	Batch	Dilution	Preparation date/time	Analysis date/time	Analyst	Location
Radiochemistry by Method 904/9320	WG2076342	1	06/13/23 08:03	06/19/23 21:17	SNR	Mt. Juliet, TN
Radiochemistry by Method Calculation	WG2078608	1	06/26/23 15:00	06/27/23 11:13	RGT	Mt. Juliet, TN
Radiochemistry by Method SM7500Ra B M	WG2078608	1	06/26/23 15:00	06/27/23 11:13	RGT	Mt. Juliet, TN

Collected by: [redacted] 05/17/23 11:53 05/26/23 09:00

23050524-036 L1620768-32 Non-Potable Water

Method	Batch	Dilution	Preparation date/time	Analysis date/time	Analyst	Location
Radiochemistry by Method 904/9320	WG2076342	1	06/13/23 08:03	06/19/23 21:17	SNR	Mt. Juliet, TN
Radiochemistry by Method Calculation	WG2078581	1	06/20/23 16:54	06/21/23 18:45	SNR	Mt. Juliet, TN
Radiochemistry by Method SM7500Ra B M	WG2078581	1	06/20/23 16:54	06/21/23 18:45	RGT	Mt. Juliet, TN

Collected by: [redacted] 05/17/23 14:21 05/26/23 09:00

23050524-037 L1620768-33 Non-Potable Water

Method	Batch	Dilution	Preparation date/time	Analysis date/time	Analyst	Location
Radiochemistry by Method 904/9320	WG2076342	1	06/13/23 08:03	06/19/23 21:17	SNR	Mt. Juliet, TN
Radiochemistry by Method Calculation	WG2078581	1	06/20/23 16:54	06/21/23 18:45	SNR	Mt. Juliet, TN
Radiochemistry by Method SM7500Ra B M	WG2078581	1	06/20/23 16:54	06/21/23 18:45	RGT	Mt. Juliet, TN

Collected by: [redacted] 05/23/23 14:03 05/26/23 09:00

23050524-038 L1620768-34 Non-Potable Water

Method	Batch	Dilution	Preparation date/time	Analysis date/time	Analyst	Location
Radiochemistry by Method 904/9320	WG2076342	1	06/13/23 08:03	06/19/23 21:17	SNR	Mt. Juliet, TN
Radiochemistry by Method Calculation	WG2078581	1	06/20/23 16:54	06/21/23 18:45	SNR	Mt. Juliet, TN
Radiochemistry by Method SM7500Ra B M	WG2078581	1	06/20/23 16:54	06/21/23 18:45	RGT	Mt. Juliet, TN

Collected by: [redacted] 05/23/23 10:55 05/26/23 09:00

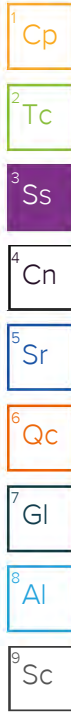
23050524-039 L1620768-35 Non-Potable Water

Method	Batch	Dilution	Preparation date/time	Analysis date/time	Analyst	Location
Radiochemistry by Method 904/9320	WG2076342	1	06/13/23 08:03	06/19/23 21:17	SNR	Mt. Juliet, TN
Radiochemistry by Method Calculation	WG2078581	1	06/20/23 16:54	06/21/23 18:45	SNR	Mt. Juliet, TN
Radiochemistry by Method SM7500Ra B M	WG2078581	1	06/20/23 16:54	06/21/23 18:45	RGT	Mt. Juliet, TN

Collected by: [redacted] 05/23/23 13:03 05/26/23 09:00

23050524-040 L1620768-36 Non-Potable Water

Method	Batch	Dilution	Preparation date/time	Analysis date/time	Analyst	Location
Radiochemistry by Method 904/9320	WG2076342	1	06/13/23 08:03	06/19/23 21:17	SNR	Mt. Juliet, TN
Radiochemistry by Method Calculation	WG2078581	1	06/20/23 16:54	06/21/23 18:45	SNR	Mt. Juliet, TN
Radiochemistry by Method SM7500Ra B M	WG2078581	1	06/20/23 16:54	06/21/23 18:45	RGT	Mt. Juliet, TN



SAMPLE SUMMARY

ANNUAL GROUNDWATER MONITORING AND CORRECTIVE ACTION REPORT

APPENDIX A.

BALDWIN POWER PLANT BOTTOM ASH POND

23050524-041 L1620768-37 Non-Potable Water

05/23/23 11:42 05/26/23 09:00

Method	Batch	Dilution	Preparation date/time	Analysis date/time	Analyst	Location
Radiochemistry by Method 904/9320	WG2076342	1	06/13/23 08:03	06/19/23 21:17	SNR	Mt. Juliet, TN
Radiochemistry by Method Calculation	WG2078581	1	06/20/23 16:54	06/21/23 18:45	SNR	Mt. Juliet, TN
Radiochemistry by Method SM7500Ra B M	WG2078581	1	06/20/23 16:54	06/21/23 18:45	RGT	Mt. Juliet, TN

Collected by Collected date/time Received date/time

05/23/23 15:08 05/26/23 09:00

23050524-042 L1620768-38 Non-Potable Water

Method	Batch	Dilution	Preparation date/time	Analysis date/time	Analyst	Location
Radiochemistry by Method 904/9320	WG2076342	1	06/13/23 08:03	06/19/23 21:17	SNR	Mt. Juliet, TN
Radiochemistry by Method Calculation	WG2078613	1	06/22/23 17:27	06/27/23 13:56	RGT	Mt. Juliet, TN
Radiochemistry by Method SM7500Ra B M	WG2078613	1	06/22/23 17:27	06/27/23 13:56	RGT	Mt. Juliet, TN

Collected by Collected date/time Received date/time

05/22/23 10:41 05/26/23 09:00

23050524-043 L1620768-39 Non-Potable Water

Method	Batch	Dilution	Preparation date/time	Analysis date/time	Analyst	Location
Radiochemistry by Method 904/9320	WG2076342	1	06/13/23 08:03	06/19/23 21:17	SNR	Mt. Juliet, TN
Radiochemistry by Method Calculation	WG2078613	1	06/22/23 17:27	06/27/23 13:56	RGT	Mt. Juliet, TN
Radiochemistry by Method SM7500Ra B M	WG2078613	1	06/22/23 17:27	06/27/23 13:56	RGT	Mt. Juliet, TN

Collected by Collected date/time Received date/time

05/23/23 19:04 05/26/23 09:00

23050524-044 L1620768-40 Non-Potable Water

Method	Batch	Dilution	Preparation date/time	Analysis date/time	Analyst	Location
Radiochemistry by Method 904/9320	WG2076342	1	06/13/23 08:03	06/19/23 21:17	SNR	Mt. Juliet, TN
Radiochemistry by Method Calculation	WG2078613	1	06/22/23 17:27	06/27/23 13:56	RGT	Mt. Juliet, TN
Radiochemistry by Method SM7500Ra B M	WG2078613	1	06/22/23 17:27	06/27/23 13:56	RGT	Mt. Juliet, TN

Collected by Collected date/time Received date/time

05/19/23 10:55 06/01/23 09:00

23050524-005 L1620768-41 Non-Potable Water

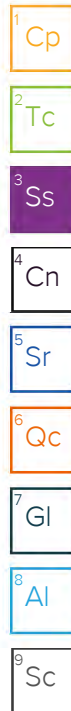
Method	Batch	Dilution	Preparation date/time	Analysis date/time	Analyst	Location
Radiochemistry by Method 904/9320	WG2077154	1	06/14/23 18:57	06/21/23 21:31	SNR	Mt. Juliet, TN
Radiochemistry by Method Calculation	WG2078613	1	06/22/23 17:27	06/27/23 13:56	RGT	Mt. Juliet, TN
Radiochemistry by Method SM7500Ra B M	WG2078613	1	06/22/23 17:27	06/27/23 13:56	RGT	Mt. Juliet, TN

Collected by Collected date/time Received date/time

05/19/23 12:10 06/01/23 09:00

23050524-013 L1620768-42 Non-Potable Water

Method	Batch	Dilution	Preparation date/time	Analysis date/time	Analyst	Location
Radiochemistry by Method 904/9320	WG2077154	1	06/14/23 18:57	06/21/23 21:31	SNR	Mt. Juliet, TN
Radiochemistry by Method Calculation	WG2078613	1	06/22/23 17:27	06/27/23 13:56	RGT	Mt. Juliet, TN
Radiochemistry by Method SM7500Ra B M	WG2078613	1	06/22/23 17:27	06/27/23 13:56	RGT	Mt. Juliet, TN



SAMPLE SUMMARY

ANNUAL GROUNDWATER MONITORING AND CORRECTIVE ACTION REPORT

APPENDIX A.

Collection Point: **BALDWIN POWER PLANT BOTTOM ASH POND**

23050524-020 L1620768-43 Non-Potable Water

05/19/23 11:28

06/01/23 09:06

BAL-257-601

Method	Batch	Dilution	Preparation date/time	Analysis date/time	Analyst	Location
Radiochemistry by Method 904/9320	WG2077154	1	06/14/23 18:57	06/21/23 21:31	SNR	Mt. Juliet, TN
Radiochemistry by Method Calculation	WG2078613	1	06/22/23 17:27	06/27/23 13:56	RGT	Mt. Juliet, TN
Radiochemistry by Method SM7500Ra B M	WG2078613	1	06/22/23 17:27	06/27/23 13:56	RGT	Mt. Juliet, TN

1 Cp

2 Tc

3 Ss

4 Cn

5 Sr

6 Qc

7 Gl

8 Al

9 Sc

CASE NARRATIVE

APPENDIX A.
ANNUAL GROUNDWATER MONITORING AND CORRECTIVE ACTION REPORT
BALDWIN POWER PLANT, BOTTOM ASH POND
BAL-257-601

All sample aliquots were received at the correct temperature, in the proper containers, with the appropriate preservatives, and within method specified holding times, unless qualified or notated within the report. Where applicable, all MDL (LOD) and RDL (LOQ) values reported for environmental samples have been corrected for the dilution factor used in the analysis. All radiochemical sample results for solids are reported on a dry weight basis with the exception of tritium, carbon-14 and radon, unless wet weight was requested by the client. All Method and Batch Quality Control are within established criteria except where addressed in this case narrative, a non-conformance form or properly qualified within the sample results. By my digital signature below, I affirm to the best of my knowledge, all problems/anomalies observed by the laboratory as having the potential to affect the quality of the data have been identified by the laboratory, and no information or data have been knowingly withheld that would affect the quality of the data.

[Preliminary Report]

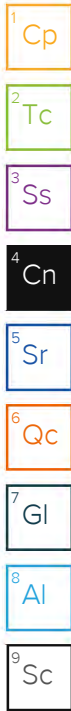
Mark W. Beasley
Project Manager

Report Revision History

Level II Report - Version 1: 06/29/23 10:31

Project Narrative

Corrected sample times



Radiochemistry by Method 904/9320

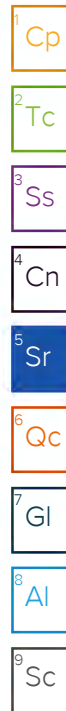
Analyte	Result	Qualifier	Uncertainty	MDA	Analysis Date	Batch
	pCi/l		+ / -	pCi/l	date / time	
RADIUM-228	0.469	J	0.275	0.484	06/16/2023 17:55	WG2075753
(T) Barium	84.9			30.0-143	06/16/2023 17:55	WG2075753
(T) Yttrium	128			30.0-136	06/16/2023 17:55	WG2075753

Radiochemistry by Method Calculation

Analyte	Result	Qualifier	Uncertainty	MDA	Analysis Date	Batch
	pCi/l		+ / -	pCi/l	date / time	
Combined Radium	1.39		0.503	0.571	06/22/2023 18:56	WG2078595

Radiochemistry by Method SM7500Ra B M

Analyte	Result	Qualifier	Uncertainty	MDA	Analysis Date	Batch
	pCi/l		+ / -	pCi/l	date / time	
RADIUM-226	0.916		0.421	0.303	06/22/2023 18:56	WG2078595
(T) Barium-133	80.6			30.0-143	06/22/2023 18:56	WG2078595



Radiochemistry by Method 904/9320

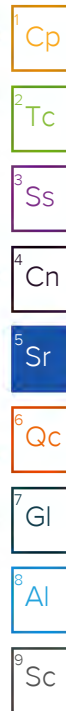
Analyte	Result	Qualifier	Uncertainty	MDA	Analysis Date	Batch
	pCi/l		+ / -	pCi/l	date / time	
RADIUM-228	2.12		1.10	1.96	06/17/2023 09:00	WG2075896
(T) Barium	52.1			30.0-143	06/17/2023 09:00	WG2075896
(T) Yttrium	98.0			30.0-136	06/17/2023 09:00	WG2075896

Radiochemistry by Method Calculation

Analyte	Result	Qualifier	Uncertainty	MDA	Analysis Date	Batch
	pCi/l		+ / -	pCi/l	date / time	
Combined Radium	2.92		1.17	1.99	06/22/2023 18:56	WG2078595

Radiochemistry by Method SM7500Ra B M

Analyte	Result	Qualifier	Uncertainty	MDA	Analysis Date	Batch
	pCi/l		+ / -	pCi/l	date / time	
RADIUM-226	0.796		0.387	0.344	06/22/2023 18:56	WG2078595
(T) Barium-133	82.4			30.0-143	06/22/2023 18:56	WG2078595



Radiochemistry by Method 904/9320

Analyte	Result	Qualifier	Uncertainty	MDA	Analysis Date	Batch
	pCi/l		+ / -	pCi/l	date / time	
RADIUM-228	-1.03	<u>U</u>	0.338	0.642	06/17/2023 09:00	WG2075896
(T) Barium	84.3			30.0-143	06/17/2023 09:00	WG2075896
(T) Yttrium	99.6			30.0-136	06/17/2023 09:00	WG2075896

Radiochemistry by Method Calculation

Analyte	Result	Qualifier	Uncertainty	MDA	Analysis Date	Batch
	pCi/l		+ / -	pCi/l	date / time	
Combined Radium	0.179	<u>U</u>	0.373	0.667	06/22/2023 18:56	WG2078595

Radiochemistry by Method SM7500Ra B M

Analyte	Result	Qualifier	Uncertainty	MDA	Analysis Date	Batch
	pCi/l		+ / -	pCi/l	date / time	
RADIUM-226	0.179	<u>J</u>	0.158	0.180	06/22/2023 18:56	WG2078595
(T) Barium-133	100			30.0-143	06/22/2023 18:56	WG2078595

1 Cp

2 Tc

3 Ss

4 Cn

5 Sr

6 Qc

7 Gl

8 Al

9 Sc

Radiochemistry by Method 904/9320

Analyte	Result	Qualifier	Uncertainty	MDA	Analysis Date	Batch
	pCi/l		+ / -	pCi/l	date / time	
RADIUM-228	1.57		0.632	1.11	06/17/2023 09:00	WG2075896
(T) Barium	43.8			30.0-143	06/17/2023 09:00	WG2075896
(T) Yttrium	99.8			30.0-136	06/17/2023 09:00	WG2075896

Radiochemistry by Method Calculation

Analyte	Result	Qualifier	Uncertainty	MDA	Analysis Date	Batch
	pCi/l		+ / -	pCi/l	date / time	
Combined Radium	2.68		0.741	1.13	06/22/2023 18:56	WG2078595

Radiochemistry by Method SM7500Ra B M

Analyte	Result	Qualifier	Uncertainty	MDA	Analysis Date	Batch
	pCi/l		+ / -	pCi/l	date / time	
RADIUM-226	1.11		0.386	0.208	06/22/2023 18:56	WG2078595
(T) Barium-133	95.5			30.0-143	06/22/2023 18:56	WG2078595

1 Cp
2 Tc
3 Ss
4 Cn
5 Sr
6 Qc
7 Gl
8 Al
9 Sc

23050524-006

Collected date/time: 05/16/23 10:37

SAMPLE RESULTS - 05

APPENDIX A.

ANNUAL GROUNDWATER MONITORING AND CORRECTIVE ACTION REPORT
BALDWIN POWER PLANT, BOTTOM ASH POND

BAL-257-601

Radiochemistry by Method 904/9320

Analyte	Result	Qualifier	Uncertainty	MDA	Analysis Date	Batch
	pCi/l		+ / -	pCi/l	date / time	
RADIUM-228	-0.0673	<u>U</u>	0.295	0.540	06/17/2023 09:00	WG2075896
(T) Barium	102			30.0-143	06/17/2023 09:00	WG2075896
(T) Yttrium	110			30.0-136	06/17/2023 09:00	WG2075896

Radiochemistry by Method Calculation

Analyte	Result	Qualifier	Uncertainty	MDA	Analysis Date	Batch
	pCi/l		+ / -	pCi/l	date / time	
Combined Radium	0.732		0.476	0.627	06/22/2023 18:56	WG2078595

Radiochemistry by Method SM7500Ra B M

Analyte	Result	Qualifier	Uncertainty	MDA	Analysis Date	Batch
	pCi/l		+ / -	pCi/l	date / time	
RADIUM-226	0.732		0.374	0.318	06/22/2023 18:56	WG2078595
(T) Barium-133	81.6			30.0-143	06/22/2023 18:56	WG2078595

1 Cp

2 Tc

3 Ss

4 Cn

5 Sr

6 Qc

7 Gl

8 Al

9 Sc

Radiochemistry by Method 904/9320

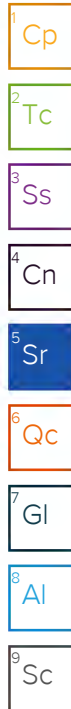
Analyte	Result	Qualifier	Uncertainty	MDA	Analysis Date	Batch
	pCi/l		+ / -	pCi/l	date / time	
RADIUM-228	0.788		0.299	0.525	06/17/2023 09:00	WG2075896
(T) Barium	97.9			30.0-143	06/17/2023 09:00	WG2075896
(T) Yttrium	84.2			30.0-136	06/17/2023 09:00	WG2075896

Radiochemistry by Method Calculation

Analyte	Result	Qualifier	Uncertainty	MDA	Analysis Date	Batch
	pCi/l		+ / -	pCi/l	date / time	
Combined Radium	1.06		0.401	0.630	06/22/2023 18:56	WG2078595

Radiochemistry by Method SM7500Ra B M

Analyte	Result	Qualifier	Uncertainty	MDA	Analysis Date	Batch
	pCi/l		+ / -	pCi/l	date / time	
RADIUM-226	0.272	J	0.267	0.348	06/22/2023 18:56	WG2078595
(T) Barium-133	96.9			30.0-143	06/22/2023 18:56	WG2078595



23050524-008

Collected date/time: 05/15/23 13:09

SAMPLE RESULTS - 07

APPENDIX A.

ANNUAL GROUNDWATER MONITORING AND CORRECTIVE ACTION REPORT
BALDWIN POWER PLANT, BOTTOM ASH POND

BAL-257-601

Radiochemistry by Method 904/9320

Analyte	Result	Qualifier	Uncertainty	MDA	Analysis Date	Batch
	pCi/l		+ / -	pCi/l	date / time	
RADIUM-228	0.455	J	0.329	0.591	06/17/2023 09:00	WG2075896
(T) Barium	102			30.0-143	06/17/2023 09:00	WG2075896
(T) Yttrium	119			30.0-136	06/17/2023 09:00	WG2075896

Radiochemistry by Method Calculation

Analyte	Result	Qualifier	Uncertainty	MDA	Analysis Date	Batch
	pCi/l		+ / -	pCi/l	date / time	
Combined Radium	0.484	J	0.381	0.685	06/22/2023 18:56	WG2078595

Radiochemistry by Method SM7500Ra B M

Analyte	Result	Qualifier	Uncertainty	MDA	Analysis Date	Batch
	pCi/l		+ / -	pCi/l	date / time	
RADIUM-226	0.0294	U	0.193	0.347	06/22/2023 18:56	WG2078595
(T) Barium-133	89.6			30.0-143	06/22/2023 18:56	WG2078595

1 Cp

2 Tc

3 Ss

4 Cn

5 Sr

6 Qc

7 Gl

8 Al

9 Sc

Radiochemistry by Method 904/9320

Analyte	Result	Qualifier	Uncertainty	MDA	Analysis Date	Batch
	pCi/l		+ / -	pCi/l	date / time	
RADIUM-228	0.394	J	0.222	0.397	06/17/2023 09:00	WG2075896
(T) Barium	98.7			30.0-143	06/17/2023 09:00	WG2075896
(T) Yttrium	97.2			30.0-136	06/17/2023 09:00	WG2075896

Radiochemistry by Method Calculation

Analyte	Result	Qualifier	Uncertainty	MDA	Analysis Date	Batch
	pCi/l		+ / -	pCi/l	date / time	
Combined Radium	0.663		0.323	0.482	06/22/2023 18:56	WG2078595

Radiochemistry by Method SM7500Ra B M

Analyte	Result	Qualifier	Uncertainty	MDA	Analysis Date	Batch
	pCi/l		+ / -	pCi/l	date / time	
RADIUM-226	0.269	J	0.235	0.274	06/22/2023 18:56	WG2078595
(T) Barium-133	92.3			30.0-143	06/22/2023 18:56	WG2078595

1 Cp
2 Tc
3 Ss
4 Cn
5 Sr
6 Qc
7 Gl
8 Al
9 Sc

Radiochemistry by Method 904/9320

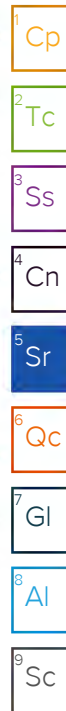
Analyte	Result	Qualifier	Uncertainty	MDA	Analysis Date	Batch
	pCi/l		+ / -	pCi/l	date / time	
RADIUM-228	0.155	<u>U</u>	0.217	0.398	06/17/2023 09:00	WG2075896
(T) Barium	89.0			30.0-143	06/17/2023 09:00	WG2075896
(T) Yttrium	112			30.0-136	06/17/2023 09:00	WG2075896

Radiochemistry by Method Calculation

Analyte	Result	Qualifier	Uncertainty	MDA	Analysis Date	Batch
	pCi/l		+ / -	pCi/l	date / time	
Combined Radium	0.314	<u>J</u>	0.313	0.514	06/22/2023 18:56	WG2078595

Radiochemistry by Method SM7500Ra B M

Analyte	Result	Qualifier	Uncertainty	MDA	Analysis Date	Batch
	pCi/l		+ / -	pCi/l	date / time	
RADIUM-226	0.160	<u>J</u>	0.225	0.326	06/22/2023 18:56	WG2078595
(T) Barium-133	93.2			30.0-143	06/22/2023 18:56	WG2078595



Radiochemistry by Method 904/9320

Analyte	Result	Qualifier	Uncertainty	MDA	Analysis Date	Batch
	pCi/l		+ / -	pCi/l	date / time	
RADIUM-228	-0.427	<u>U</u>	0.276	0.515	06/17/2023 09:00	WG2075896
(T) Barium	101			30.0-143	06/17/2023 09:00	WG2075896
(T) Yttrium	117			30.0-136	06/17/2023 09:00	WG2075896

Radiochemistry by Method Calculation

Analyte	Result	Qualifier	Uncertainty	MDA	Analysis Date	Batch
	pCi/l		+ / -	pCi/l	date / time	
Combined Radium	0.237	<u>U</u>	0.370	0.610	06/22/2023 18:56	WG2078595

Radiochemistry by Method SM7500Ra B M

Analyte	Result	Qualifier	Uncertainty	MDA	Analysis Date	Batch
	pCi/l		+ / -	pCi/l	date / time	
RADIUM-226	0.237	<u>J</u>	0.247	0.326	06/22/2023 18:56	WG2078595
(T) Barium-133	90.0			30.0-143	06/22/2023 18:56	WG2078595

1 Cp
2 Tc
3 Ss
4 Cn
5 Sr
6 Qc
7 Gl
8 Al
9 Sc

23050524-014

Collected date/time: 05/22/23 10:41

SAMPLE RESULTS - 11

APPENDIX A.

ANNUAL GROUNDWATER MONITORING AND CORRECTIVE ACTION REPORT
BALDWIN POWER PLANT, BOTTOM ASH POND
BAL-257-601

Radiochemistry by Method 904/9320

Analyte	Result	Qualifier	Uncertainty	MDA	Analysis Date	Batch
	pCi/l		+ / -	pCi/l	date / time	
RADIUM-228	0.000	<u>U</u>	0.217	0.401	06/17/2023 09:00	WG2075896
(T) Barium	98.4			30.0-143	06/17/2023 09:00	WG2075896
(T) Yttrium	110			30.0-136	06/17/2023 09:00	WG2075896

1 Cp

2 Tc

3 Ss

Radiochemistry by Method Calculation

Analyte	Result	Qualifier	Uncertainty	MDA	Analysis Date	Batch
	pCi/l		+ / -	pCi/l	date / time	
Combined Radium	0.381	<u>J</u>	0.360	0.516	06/22/2023 18:56	WG2078595

4 Cn

5 Sr

Radiochemistry by Method SM7500Ra B M

Analyte	Result	Qualifier	Uncertainty	MDA	Analysis Date	Batch
	pCi/l		+ / -	pCi/l	date / time	
RADIUM-226	0.381		0.287	0.324	06/22/2023 18:56	WG2078595
(T) Barium-133	87.0			30.0-143	06/22/2023 18:56	WG2078595

6 Qc

7 Gl

8 Al

9 Sc

Radiochemistry by Method 904/9320

Analyte	Result	Qualifier	Uncertainty	MDA	Analysis Date	Batch
	pCi/l		+ / -	pCi/l	date / time	
RADIUM-228	0.133	<u>U</u>	0.228	0.415	06/17/2023 09:00	WG2075896
(T) Barium	107			30.0-143	06/17/2023 09:00	WG2075896
(T) Yttrium	132			30.0-136	06/17/2023 09:00	WG2075896

Radiochemistry by Method Calculation

Analyte	Result	Qualifier	Uncertainty	MDA	Analysis Date	Batch
	pCi/l		+ / -	pCi/l	date / time	
Combined Radium	0.133	<u>U</u>	0.278	0.532	06/20/2023 20:35	WG2080317

Radiochemistry by Method SM7500Ra B M

Analyte	Result	Qualifier	Uncertainty	MDA	Analysis Date	Batch
	pCi/l		+ / -	pCi/l	date / time	
RADIUM-226	-0.0227	<u>U</u>	0.159	0.333	06/20/2023 20:35	WG2080317
(T) Barium-133	85.0			30.0-143	06/20/2023 20:35	WG2080317

- 1 Cp
- 2 Tc
- 3 Ss
- 4 Cn
- 5 Sr
- 6 Qc
- 7 Gl
- 8 Al
- 9 Sc

Radiochemistry by Method 904/9320

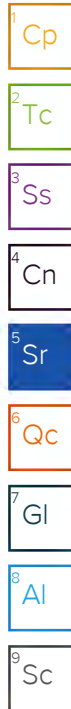
Analyte	Result	Qualifier	Uncertainty	MDA	Analysis Date	Batch
	pCi/l		+ / -	pCi/l	date / time	
RADIUM-228	-0.151	<u>U</u>	0.258	0.479	06/17/2023 09:00	WG2075896
(T) Barium	101			30.0-143	06/17/2023 09:00	WG2075896
(T) Yttrium	119			30.0-136	06/17/2023 09:00	WG2075896

Radiochemistry by Method Calculation

Analyte	Result	Qualifier	Uncertainty	MDA	Analysis Date	Batch
	pCi/l		+ / -	pCi/l	date / time	
Combined Radium	0.530	<u>J</u>	0.389	0.532	06/20/2023 20:35	WG2080317

Radiochemistry by Method SM7500Ra B M

Analyte	Result	Qualifier	Uncertainty	MDA	Analysis Date	Batch
	pCi/l		+ / -	pCi/l	date / time	
RADIUM-226	0.530		0.291	0.232	06/20/2023 20:35	WG2080317
(T) Barium-133	77.4			30.0-143	06/20/2023 20:35	WG2080317



23050524-017

Collected date/time: 05/18/23 10:37

SAMPLE RESULTS - 14

APPENDIX A.

ANNUAL GROUNDWATER MONITORING AND CORRECTIVE ACTION REPORT
BALDWIN POWER PLANT, BOTTOM ASH POND
BAL-257-601

Radiochemistry by Method 904/9320

Analyte	Result	Qualifier	Uncertainty	MDA	Analysis Date	Batch
	pCi/l		+ / -	pCi/l	date / time	
RADIUM-228	0.578		0.278	0.494	06/17/2023 09:00	WG2075896
(T) Barium	101			30.0-143	06/17/2023 09:00	WG2075896
(T) Yttrium	92.4			30.0-136	06/17/2023 09:00	WG2075896

- 1 Cp
- 2 Tc
- 3 Ss
- 4 Cn
- 5 Sr
- 6 Qc
- 7 Gl
- 8 Al
- 9 Sc

Radiochemistry by Method Calculation

Analyte	Result	Qualifier	Uncertainty	MDA	Analysis Date	Batch
	pCi/l		+ / -	pCi/l	date / time	
Combined Radium	1.20		0.416	0.544	06/20/2023 20:35	WG2080317

Radiochemistry by Method SM7500Ra B M

Analyte	Result	Qualifier	Uncertainty	MDA	Analysis Date	Batch
	pCi/l		+ / -	pCi/l	date / time	
RADIUM-226	0.626		0.309	0.227	06/20/2023 20:35	WG2080317
(T) Barium-133	87.6			30.0-143	06/20/2023 20:35	WG2080317

Radiochemistry by Method 904/9320

Analyte	Result	Qualifier	Uncertainty	MDA	Analysis Date	Batch
	pCi/l		+ / -	pCi/l	date / time	
RADIUM-228	0.601		0.298	0.531	06/17/2023 09:00	WG2075896
(T) Barium	114			30.0-143	06/17/2023 09:00	WG2075896
(T) Yttrium	120			30.0-136	06/17/2023 09:00	WG2075896

Radiochemistry by Method Calculation

Analyte	Result	Qualifier	Uncertainty	MDA	Analysis Date	Batch
	pCi/l		+ / -	pCi/l	date / time	
Combined Radium	1.09		0.487	0.687	06/20/2023 20:35	WG2080317

Radiochemistry by Method SM7500Ra B M

Analyte	Result	Qualifier	Uncertainty	MDA	Analysis Date	Batch
	pCi/l		+ / -	pCi/l	date / time	
RADIUM-226	0.484		0.385	0.436	06/20/2023 20:35	WG2080317
(T) Barium-133	59.5			30.0-143	06/20/2023 20:35	WG2080317

1 Cp
2 Tc
3 Ss
4 Cn
5 Sr
6 Qc
7 Gl
8 Al
9 Sc

Radiochemistry by Method 904/9320

Analyte	Result	Qualifier	Uncertainty	MDA	Analysis Date	Batch
	pCi/l		+ / -	pCi/l	date / time	
RADIUM-228	-0.153	<u>U</u>	0.209	0.392	06/17/2023 09:00	WG2075896
(T) Barium	103			30.0-143	06/17/2023 09:00	WG2075896
(T) Yttrium	103			30.0-136	06/17/2023 09:00	WG2075896

Radiochemistry by Method Calculation

Analyte	Result	Qualifier	Uncertainty	MDA	Analysis Date	Batch
	pCi/l		+ / -	pCi/l	date / time	
Combined Radium	0.0477	<u>U</u>	0.349	0.625	06/20/2023 20:35	WG2080317

Radiochemistry by Method SM7500Ra B M

Analyte	Result	Qualifier	Uncertainty	MDA	Analysis Date	Batch
	pCi/l		+ / -	pCi/l	date / time	
RADIUM-226	0.0477	<u>U</u>	0.280	0.487	06/20/2023 20:35	WG2080317
(T) Barium-133	69.2			30.0-143	06/20/2023 20:35	WG2080317

1 Cp

2 Tc

3 Ss

4 Cn

5 Sr

6 Qc

7 Gl

8 Al

9 Sc

Radiochemistry by Method 904/9320

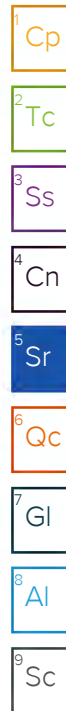
Analyte	Result	Qualifier	Uncertainty	MDA	Analysis Date	Batch
	pCi/l		+ / -	pCi/l	date / time	
RADIUM-228	0.133	<u>U</u>	0.289	0.531	06/17/2023 09:00	WG2075896
(T) Barium	88.5			30.0-143	06/17/2023 09:00	WG2075896
(T) Yttrium	101			30.0-136	06/17/2023 09:00	WG2075896

Radiochemistry by Method Calculation

Analyte	Result	Qualifier	Uncertainty	MDA	Analysis Date	Batch
	pCi/l		+ / -	pCi/l	date / time	
Combined Radium	0.168	<u>U</u>	0.369	0.672	06/20/2023 20:35	WG2080317

Radiochemistry by Method SM7500Ra B M

Analyte	Result	Qualifier	Uncertainty	MDA	Analysis Date	Batch
	pCi/l		+ / -	pCi/l	date / time	
RADIUM-226	0.0349	<u>U</u>	0.229	0.412	06/20/2023 20:35	WG2080317
(T) Barium-133	75.4			30.0-143	06/20/2023 20:35	WG2080317



Radiochemistry by Method 904/9320

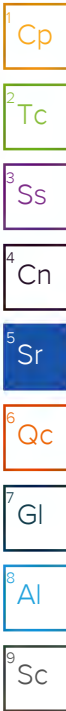
Analyte	Result	Qualifier	Uncertainty	MDA	Analysis Date	Batch
	pCi/l		+ / -	pCi/l	date / time	
RADIUM-228	0.577		0.266	0.472	06/17/2023 09:00	WG2075896
(T) Barium	94.6			30.0-143	06/17/2023 09:00	WG2075896
(T) Yttrium	114			30.0-136	06/17/2023 09:00	WG2075896

Radiochemistry by Method Calculation

Analyte	Result	Qualifier	Uncertainty	MDA	Analysis Date	Batch
	pCi/l		+ / -	pCi/l	date / time	
Combined Radium	0.871		0.356	0.540	06/20/2023 20:35	WG2080317

Radiochemistry by Method SM7500Ra B M

Analyte	Result	Qualifier	Uncertainty	MDA	Analysis Date	Batch
	pCi/l		+ / -	pCi/l	date / time	
RADIUM-226	0.294		0.236	0.262	06/20/2023 20:35	WG2080317
(T) Barium-133	96.5			30.0-143	06/20/2023 20:35	WG2080317



23050524-023

Collected date/time: 05/16/23 14:24

SAMPLE RESULTS - 19

APPENDIX A.

ANNUAL GROUNDWATER MONITORING AND CORRECTIVE ACTION REPORT
BALDWIN POWER PLANT, BOTTOM ASH POND
BAL-257-601

Radiochemistry by Method 904/9320

Analyte	Result	Qualifier	Uncertainty	MDA	Analysis Date	Batch
	pCi/l		+ / -	pCi/l	date / time	
RADIUM-228	1.06		0.231	0.388	06/17/2023 09:00	WG2075896
(T) Barium	93.1			30.0-143	06/17/2023 09:00	WG2075896
(T) Yttrium	112			30.0-136	06/17/2023 09:00	WG2075896

1 Cp

2 Tc

3 Ss

Radiochemistry by Method Calculation

Analyte	Result	Qualifier	Uncertainty	MDA	Analysis Date	Batch
	pCi/l		+ / -	pCi/l	date / time	
Combined Radium	1.25		0.328	0.505	06/20/2023 20:35	WG2080317

4 Cn

5 Sr

Radiochemistry by Method SM7500Ra B M

Analyte	Result	Qualifier	Uncertainty	MDA	Analysis Date	Batch
	pCi/l		+ / -	pCi/l	date / time	
RADIUM-226	0.191	J	0.233	0.324	06/20/2023 20:35	WG2080317
(T) Barium-133	93.6			30.0-143	06/20/2023 20:35	WG2080317

6 Qc

7 Gl

8 Al

9 Sc

23050524-024

Collected date/time: 05/18/23 12:32

SAMPLE RESULTS - 20

APPENDIX A.

ANNUAL GROUNDWATER MONITORING AND CORRECTIVE ACTION REPORT
BALDWIN POWER PLANT, BOTTOM ASH POND
BAL-257-601

Radiochemistry by Method 904/9320

Analyte	Result	Qualifier	Uncertainty	MDA	Analysis Date	Batch
	pCi/l		+ / -	pCi/l	date / time	
RADIUM-228	0.543		0.258	0.457	06/17/2023 09:00	WG2075896
(T) Barium	107			30.0-143	06/17/2023 09:00	WG2075896
(T) Yttrium	127			30.0-136	06/17/2023 09:00	WG2075896

1 Cp

2 Tc

3 Ss

Radiochemistry by Method Calculation

Analyte	Result	Qualifier	Uncertainty	MDA	Analysis Date	Batch
	pCi/l		+ / -	pCi/l	date / time	
Combined Radium	0.624		0.304	0.531	06/23/2023 17:46	WG2078608

4 Cn

5 Sr

Radiochemistry by Method SM7500Ra B M

Analyte	Result	Qualifier	Uncertainty	MDA	Analysis Date	Batch
	pCi/l		+ / -	pCi/l	date / time	
RADIUM-226	0.0818	<u>U</u>	0.160	0.270	06/23/2023 17:46	WG2078608
(T) Barium-133	92.4			30.0-143	06/23/2023 17:46	WG2078608

6 Qc

7 Gl

8 Al

9 Sc

Radiochemistry by Method 904/9320

Analyte	Result	Qualifier	Uncertainty	MDA	Analysis Date	Batch
	pCi/l		+ / -	pCi/l	date / time	
RADIUM-228	0.737		0.222	0.384	06/17/2023 09:00	WG2075896
(T) Barium	105			30.0-143	06/17/2023 09:00	WG2075896
(T) Yttrium	124			30.0-136	06/17/2023 09:00	WG2075896

Radiochemistry by Method Calculation

Analyte	Result	Qualifier	Uncertainty	MDA	Analysis Date	Batch
	pCi/l		+ / -	pCi/l	date / time	
Combined Radium	0.737		0.265	0.514	06/23/2023 17:46	WG2078608

Radiochemistry by Method SM7500Ra B M

Analyte	Result	Qualifier	Uncertainty	MDA	Analysis Date	Batch
	pCi/l		+ / -	pCi/l	date / time	
RADIUM-226	-0.0619	<u>U</u>	0.144	0.341	06/23/2023 17:46	WG2078608
(T) Barium-133	88.6			30.0-143	06/23/2023 17:46	WG2078608

1 Cp

2 Tc

3 Ss

4 Cn

5 Sr

6 Qc

7 Gl

8 Al

9 Sc

Radiochemistry by Method 904/9320

Analyte	Result	Qualifier	Uncertainty	MDA	Analysis Date	Batch
	pCi/l		+ / -	pCi/l	date / time	
RADIUM-228	0.583		0.279	0.490	06/19/2023 21:17	WG2076342
(T) Barium	107			30.0-143	06/19/2023 21:17	WG2076342
(T) Yttrium	106			30.0-136	06/19/2023 21:17	WG2076342

Radiochemistry by Method Calculation

Analyte	Result	Qualifier	Uncertainty	MDA	Analysis Date	Batch
	pCi/l		+ / -	pCi/l	date / time	
Combined Radium	0.832		0.362	0.562	06/23/2023 17:46	WG2078608

Radiochemistry by Method SM7500Ra B M

Analyte	Result	Qualifier	Uncertainty	MDA	Analysis Date	Batch
	pCi/l		+ / -	pCi/l	date / time	
RADIUM-226	0.250	J	0.231	0.275	06/23/2023 17:46	WG2078608
(T) Barium-133	88.8			30.0-143	06/23/2023 17:46	WG2078608

- 1 Cp
- 2 Tc
- 3 Ss
- 4 Cn
- 5 Sr
- 6 Qc
- 7 Gl
- 8 Al
- 9 Sc

23050524-027

Collected date/time: 05/22/23 14:28

SAMPLE RESULTS - 23

APPENDIX A.

ANNUAL GROUNDWATER MONITORING AND CORRECTIVE ACTION REPORT
BALDWIN POWER PLANT, BOTTOM ASH POND
BAL-257-601

Radiochemistry by Method 904/9320

Analyte	Result	Qualifier	Uncertainty	MDA	Analysis Date	Batch
	pCi/l		+ / -	pCi/l	date / time	
RADIUM-228	-0.0102	<u>U</u>	0.285	0.516	06/19/2023 21:17	WG2076342
(T) Barium	102			30.0-143	06/19/2023 21:17	WG2076342
(T) Yttrium	108			30.0-136	06/19/2023 21:17	WG2076342

1 Cp

2 Tc

3 Ss

Radiochemistry by Method Calculation

Analyte	Result	Qualifier	Uncertainty	MDA	Analysis Date	Batch
	pCi/l		+ / -	pCi/l	date / time	
Combined Radium	0.0454	<u>U</u>	0.328	0.589	06/23/2023 17:46	WG2078608

4 Cn

5 Sr

Radiochemistry by Method SM7500Ra B M

Analyte	Result	Qualifier	Uncertainty	MDA	Analysis Date	Batch
	pCi/l		+ / -	pCi/l	date / time	
RADIUM-226	0.0454	<u>U</u>	0.163	0.285	06/23/2023 17:46	WG2078608
(T) Barium-133	99.2			30.0-143	06/23/2023 17:46	WG2078608

6 Qc

7 Gl

8 Al

9 Sc

Radiochemistry by Method 904/9320

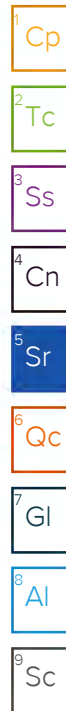
Analyte	Result	Qualifier	Uncertainty	MDA	Analysis Date	Batch
	pCi/l		+ / -	pCi/l	date / time	
RADIUM-228	1.08		0.292	0.501	06/19/2023 21:17	WG2076342
(T) Barium	112			30.0-143	06/19/2023 21:17	WG2076342
(T) Yttrium	102			30.0-136	06/19/2023 21:17	WG2076342

Radiochemistry by Method Calculation

Analyte	Result	Qualifier	Uncertainty	MDA	Analysis Date	Batch
	pCi/l		+ / -	pCi/l	date / time	
Combined Radium	1.21		0.324	0.534	06/23/2023 17:46	WG2078608

Radiochemistry by Method SM7500Ra B M

Analyte	Result	Qualifier	Uncertainty	MDA	Analysis Date	Batch
	pCi/l		+ / -	pCi/l	date / time	
RADIUM-226	0.125	J	0.140	0.185	06/23/2023 17:46	WG2078608
(T) Barium-133	97.5			30.0-143	06/23/2023 17:46	WG2078608



23050524-029

Collected date/time: 05/17/23 15:25

SAMPLE RESULTS - 25

APPENDIX A.

ANNUAL GROUNDWATER MONITORING AND CORRECTIVE ACTION REPORT
BALDWIN POWER PLANT, BOTTOM ASH POND

BAL-257-601

Radiochemistry by Method 904/9320

Analyte	Result	Qualifier	Uncertainty	MDA	Analysis Date	Batch
	pCi/l		+ / -	pCi/l	date / time	
RADIUM-228	0.902		0.249	0.427	06/19/2023 21:17	WG2076342
(T) Barium	106			30.0-143	06/19/2023 21:17	WG2076342
(T) Yttrium	103			30.0-136	06/19/2023 21:17	WG2076342

Radiochemistry by Method Calculation

Analyte	Result	Qualifier	Uncertainty	MDA	Analysis Date	Batch
	pCi/l		+ / -	pCi/l	date / time	
Combined Radium	1.20		0.323	0.471	06/23/2023 17:46	WG2078608

Radiochemistry by Method SM7500Ra B M

Analyte	Result	Qualifier	Uncertainty	MDA	Analysis Date	Batch
	pCi/l		+ / -	pCi/l	date / time	
RADIUM-226	0.295		0.206	0.199	06/23/2023 17:46	WG2078608
(T) Barium-133	99.5			30.0-143	06/23/2023 17:46	WG2078608

1 Cp

2 Tc

3 Ss

4 Cn

5 Sr

6 Qc

7 Gl

8 Al

9 Sc

23050524-030

Collected date/time: 05/17/23 16:36

SAMPLE RESULTS - 26

APPENDIX A.

ANNUAL GROUNDWATER MONITORING AND CORRECTIVE ACTION REPORT
BALDWIN POWER PLANT, BOTTOM ASH POND
BAL-257-601

Radiochemistry by Method 904/9320

Analyte	Result	Qualifier	Uncertainty	MDA	Analysis Date	Batch
	pCi/l		+ / -	pCi/l	date / time	
RADIUM-228	0.993		0.245	0.417	06/19/2023 21:17	WG2076342
(T) Barium	101			30.0-143	06/19/2023 21:17	WG2076342
(T) Yttrium	111			30.0-136	06/19/2023 21:17	WG2076342

Radiochemistry by Method Calculation

Analyte	Result	Qualifier	Uncertainty	MDA	Analysis Date	Batch
	pCi/l		+ / -	pCi/l	date / time	
Combined Radium	1.42		0.387	0.521	06/23/2023 17:46	WG2078608

Radiochemistry by Method SM7500Ra B M

Analyte	Result	Qualifier	Uncertainty	MDA	Analysis Date	Batch
	pCi/l		+ / -	pCi/l	date / time	
RADIUM-226	0.430		0.299	0.313	06/23/2023 17:46	WG2078608
(T) Barium-133	83.0			30.0-143	06/23/2023 17:46	WG2078608

- 1 Cp
- 2 Tc
- 3 Ss
- 4 Cn
- 5 Sr
- 6 Qc
- 7 Gl
- 8 Al
- 9 Sc

Radiochemistry by Method 904/9320

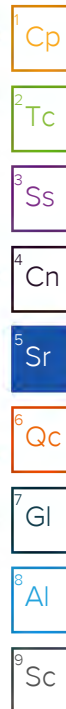
Analyte	Result	Qualifier	Uncertainty	MDA	Analysis Date	Batch
	pCi/l		+ / -	pCi/l	date / time	
RADIUM-228	0.703		0.231	0.400	06/19/2023 21:17	WG2076342
(T) Barium	111			30.0-143	06/19/2023 21:17	WG2076342
(T) Yttrium	107			30.0-136	06/19/2023 21:17	WG2076342

Radiochemistry by Method Calculation

Analyte	Result	Qualifier	Uncertainty	MDA	Analysis Date	Batch
	pCi/l		+ / -	pCi/l	date / time	
Combined Radium	0.836		0.323	0.525	06/23/2023 17:46	WG2078608

Radiochemistry by Method SM7500Ra B M

Analyte	Result	Qualifier	Uncertainty	MDA	Analysis Date	Batch
	pCi/l		+ / -	pCi/l	date / time	
RADIUM-226	0.133	J	0.226	0.340	06/23/2023 17:46	WG2078608
(T) Barium-133	99.2			30.0-143	06/23/2023 17:46	WG2078608



23050524-032

Collected date/time: 05/15/23 15:43

SAMPLE RESULTS - 28

APPENDIX A.

ANNUAL GROUNDWATER MONITORING AND CORRECTIVE ACTION REPORT
BALDWIN POWER PLANT, BOTTOM ASH POND
BAL-257-601

Radiochemistry by Method 904/9320

Analyte	Result	Qualifier	Uncertainty	MDA	Analysis Date	Batch
	pCi/l		+ / -	pCi/l	date / time	
RADIUM-228	-0.343	<u>U</u>	0.214	0.403	06/19/2023 21:17	WG2076342
(T) Barium	108			30.0-143	06/19/2023 21:17	WG2076342
(T) Yttrium	119			30.0-136	06/19/2023 21:17	WG2076342

Radiochemistry by Method Calculation

Analyte	Result	Qualifier	Uncertainty	MDA	Analysis Date	Batch
	pCi/l		+ / -	pCi/l	date / time	
Combined Radium	0.192	<u>U</u>	0.311	0.510	06/23/2023 17:46	WG2078608

Radiochemistry by Method SM7500Ra B M

Analyte	Result	Qualifier	Uncertainty	MDA	Analysis Date	Batch
	pCi/l		+ / -	pCi/l	date / time	
RADIUM-226	0.192	<u>J</u>	0.226	0.312	06/23/2023 17:46	WG2078608
(T) Barium-133	99.5			30.0-143	06/23/2023 17:46	WG2078608

1 Cp
2 Tc
3 Ss
4 Cn
5 Sr
6 Qc
7 Gl
8 Al
9 Sc

Radiochemistry by Method 904/9320

Analyte	Result	Qualifier	Uncertainty	MDA	Analysis Date	Batch
	pCi/l		+ / -	pCi/l	date / time	
RADIUM-228	0.105	<u>U</u>	0.276	0.497	06/19/2023 21:17	WG2076342
(T) Barium	111			30.0-143	06/19/2023 21:17	WG2076342
(T) Yttrium	106			30.0-136	06/19/2023 21:17	WG2076342

Radiochemistry by Method Calculation

Analyte	Result	Qualifier	Uncertainty	MDA	Analysis Date	Batch
	pCi/l		+ / -	pCi/l	date / time	
Combined Radium	0.353	<u>J</u>	0.351	0.558	06/23/2023 17:46	WG2078608

Radiochemistry by Method SM7500Ra B M

Analyte	Result	Qualifier	Uncertainty	MDA	Analysis Date	Batch
	pCi/l		+ / -	pCi/l	date / time	
RADIUM-226	0.248	<u>J</u>	0.217	0.253	06/23/2023 17:46	WG2078608
(T) Barium-133	105			30.0-143	06/23/2023 17:46	WG2078608

1 Cp

2 Tc

3 Ss

4 Cn

5 Sr

6 Qc

7 Gl

8 Al

9 Sc

Radiochemistry by Method 904/9320

Analyte	Result	Qualifier	Uncertainty	MDA	Analysis Date	Batch
	pCi/l		+ / -	pCi/l	date / time	
RADIUM-228	0.386	J	0.232	0.412	06/19/2023 21:17	WG2076342
(T) Barium	114			30.0-143	06/19/2023 21:17	WG2076342
(T) Yttrium	94.1			30.0-136	06/19/2023 21:17	WG2076342

Radiochemistry by Method Calculation

Analyte	Result	Qualifier	Uncertainty	MDA	Analysis Date	Batch
	pCi/l		+ / -	pCi/l	date / time	
Combined Radium	0.717		0.346	0.514	06/23/2023 17:46	WG2078608

Radiochemistry by Method SM7500Ra B M

Analyte	Result	Qualifier	Uncertainty	MDA	Analysis Date	Batch
	pCi/l		+ / -	pCi/l	date / time	
RADIUM-226	0.331		0.257	0.307	06/23/2023 17:46	WG2078608
(T) Barium-133	98.7			30.0-143	06/23/2023 17:46	WG2078608

- 1 Cp
- 2 Tc
- 3 Ss
- 4 Cn
- 5 Sr
- 6 Qc
- 7 Gl
- 8 Al
- 9 Sc

Radiochemistry by Method 904/9320

Analyte	Result	Qualifier	Uncertainty	MDA	Analysis Date	Batch
	pCi/l		+ / -	pCi/l	date / time	
RADIUM-228	20.1		2.42	3.83	06/19/2023 21:17	WG2076342
(T) Barium	11.3	C2		30.0-143	06/19/2023 21:17	WG2076342
(T) Yttrium	125			30.0-136	06/19/2023 21:17	WG2076342

Radiochemistry by Method Calculation

Analyte	Result	Qualifier	Uncertainty	MDA	Analysis Date	Batch
	pCi/l		+ / -	pCi/l	date / time	
Combined Radium	25.3		2.51	3.84	06/27/2023 11:13	WG2078608

Radiochemistry by Method SM7500Ra B M

Analyte	Result	Qualifier	Uncertainty	MDA	Analysis Date	Batch
	pCi/l		+ / -	pCi/l	date / time	
RADIUM-226	5.22		0.649	0.249	06/27/2023 11:13	WG2078608
(T) Barium-133	82.4			30.0-143	06/27/2023 11:13	WG2078608

1 Cp

2 Tc

3 Ss

4 Cn

5 Sr

6 Qc

7 Gl

8 Al

9 Sc

Radiochemistry by Method 904/9320

Analyte	Result	Qualifier	Uncertainty	MDA	Analysis Date	Batch
	pCi/l		+ / -	pCi/l	date / time	
RADIUM-228	-0.191	<u>U</u>	0.290	0.535	06/19/2023 21:17	WG2076342
(T) Barium	105			30.0-143	06/19/2023 21:17	WG2076342
(T) Yttrium	93.5			30.0-136	06/19/2023 21:17	WG2076342

Radiochemistry by Method Calculation

Analyte	Result	Qualifier	Uncertainty	MDA	Analysis Date	Batch
	pCi/l		+ / -	pCi/l	date / time	
Combined Radium	0.181	<u>U</u>	0.360	0.611	06/21/2023 18:45	WG2078581

Radiochemistry by Method SM7500Ra B M

Analyte	Result	Qualifier	Uncertainty	MDA	Analysis Date	Batch
	pCi/l		+ / -	pCi/l	date / time	
RADIUM-226	0.181	<u>J</u>	0.214	0.295	06/21/2023 18:45	WG2078581
(T) Barium-133	95.9			30.0-143	06/21/2023 18:45	WG2078581

1 Cp

2 Tc

3 Ss

4 Cn

5 Sr

6 Qc

7 Gl

8 Al

9 Sc

Radiochemistry by Method 904/9320

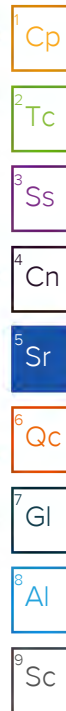
Analyte	Result	Qualifier	Uncertainty	MDA	Analysis Date	Batch
	pCi/l		+ / -	pCi/l	date / time	
RADIUM-228	0.699		0.355	0.627	06/19/2023 21:17	WG2076342
(T) Barium	102			30.0-143	06/19/2023 21:17	WG2076342
(T) Yttrium	110			30.0-136	06/19/2023 21:17	WG2076342

Radiochemistry by Method Calculation

Analyte	Result	Qualifier	Uncertainty	MDA	Analysis Date	Batch
	pCi/l		+ / -	pCi/l	date / time	
Combined Radium	0.925		0.399	0.657	06/21/2023 18:45	WG2078581

Radiochemistry by Method SM7500Ra B M

Analyte	Result	Qualifier	Uncertainty	MDA	Analysis Date	Batch
	pCi/l		+ / -	pCi/l	date / time	
RADIUM-226	0.226		0.183	0.195	06/21/2023 18:45	WG2078581
(T) Barium-133	92.1			30.0-143	06/21/2023 18:45	WG2078581



23050524-038

Collected date/time: 05/23/23 14:03

SAMPLE RESULTS - 34

APPENDIX A.

ANNUAL GROUNDWATER MONITORING AND CORRECTIVE ACTION REPORT
BALDWIN POWER PLANT, BOTTOM ASH POND
BAL-257-601

Radiochemistry by Method 904/9320

Analyte	Result	Qualifier	Uncertainty	MDA	Analysis Date	Batch
	pCi/l		+ / -	pCi/l	date / time	
RADIUM-228	0.863		0.233	0.396	06/19/2023 21:17	WG2076342
(T) Barium	115			30.0-143	06/19/2023 21:17	WG2076342
(T) Yttrium	103			30.0-136	06/19/2023 21:17	WG2076342

Radiochemistry by Method Calculation

Analyte	Result	Qualifier	Uncertainty	MDA	Analysis Date	Batch
	pCi/l		+ / -	pCi/l	date / time	
Combined Radium	1.07		0.297	0.448	06/21/2023 18:45	WG2078581

Radiochemistry by Method SM7500Ra B M

Analyte	Result	Qualifier	Uncertainty	MDA	Analysis Date	Batch
	pCi/l		+ / -	pCi/l	date / time	
RADIUM-226	0.208	J	0.184	0.209	06/21/2023 18:45	WG2078581
(T) Barium-133	94.9			30.0-143	06/21/2023 18:45	WG2078581

- 1 Cp
- 2 Tc
- 3 Ss
- 4 Cn
- 5 Sr
- 6 Qc
- 7 Gl
- 8 Al
- 9 Sc

Radiochemistry by Method 904/9320

Analyte	Result	Qualifier	Uncertainty	MDA	Analysis Date	Batch
	pCi/l		+ / -	pCi/l	date / time	
RADIUM-228	0.677		0.219	0.378	06/19/2023 21:17	WG2076342
(T) Barium	111			30.0-143	06/19/2023 21:17	WG2076342
(T) Yttrium	108			30.0-136	06/19/2023 21:17	WG2076342

Radiochemistry by Method Calculation

Analyte	Result	Qualifier	Uncertainty	MDA	Analysis Date	Batch
	pCi/l		+ / -	pCi/l	date / time	
Combined Radium	1.07		0.338	0.459	06/21/2023 18:45	WG2078581

Radiochemistry by Method SM7500Ra B M

Analyte	Result	Qualifier	Uncertainty	MDA	Analysis Date	Batch
	pCi/l		+ / -	pCi/l	date / time	
RADIUM-226	0.392		0.257	0.260	06/21/2023 18:45	WG2078581
(T) Barium-133	99.9			30.0-143	06/21/2023 18:45	WG2078581

1 Cp

2 Tc

3 Ss

4 Cn

5 Sr

6 Qc

7 Gl

8 Al

9 Sc

23050524-040

Collected date/time: 05/23/23 13:03

SAMPLE RESULTS - 36

APPENDIX A.

ANNUAL GROUNDWATER MONITORING AND CORRECTIVE ACTION REPORT
BALDWIN POWER PLANT, BOTTOM ASH POND
BAL-257-601

Radiochemistry by Method 904/9320

Analyte	Result	Qualifier	Uncertainty	MDA	Analysis Date	Batch
	pCi/l		+ / -	pCi/l	date / time	
RADIUM-228	0.900		0.321	0.557	06/19/2023 21:17	WG2076342
(T) Barium	85.2			30.0-143	06/19/2023 21:17	WG2076342
(T) Yttrium	114			30.0-136	06/19/2023 21:17	WG2076342

1 Cp

2 Tc

3 Ss

Radiochemistry by Method Calculation

Analyte	Result	Qualifier	Uncertainty	MDA	Analysis Date	Batch
	pCi/l		+ / -	pCi/l	date / time	
Combined Radium	1.07		0.400	0.654	06/21/2023 18:45	WG2078581

4 Cn

5 Sr

Radiochemistry by Method SM7500Ra B M

Analyte	Result	Qualifier	Uncertainty	MDA	Analysis Date	Batch
	pCi/l		+ / -	pCi/l	date / time	
RADIUM-226	0.168	J	0.238	0.343	06/21/2023 18:45	WG2078581
(T) Barium-133	98.1			30.0-143	06/21/2023 18:45	WG2078581

6 Qc

7 Gl

8 Al

9 Sc

Radiochemistry by Method 904/9320

Analyte	Result	Qualifier	Uncertainty	MDA	Analysis Date	Batch
	pCi/l		+ / -	pCi/l	date / time	
RADIUM-228	0.980		0.245	0.413	06/19/2023 21:17	WG2076342
(T) Barium	107			30.0-143	06/19/2023 21:17	WG2076342
(T) Yttrium	109			30.0-136	06/19/2023 21:17	WG2076342

Radiochemistry by Method Calculation

Analyte	Result	Qualifier	Uncertainty	MDA	Analysis Date	Batch
	pCi/l		+ / -	pCi/l	date / time	
Combined Radium	1.21		0.343	0.521	06/21/2023 18:45	WG2078581

Radiochemistry by Method SM7500Ra B M

Analyte	Result	Qualifier	Uncertainty	MDA	Analysis Date	Batch
	pCi/l		+ / -	pCi/l	date / time	
RADIUM-226	0.229	J	0.240	0.318	06/21/2023 18:45	WG2078581
(T) Barium-133	97.7			30.0-143	06/21/2023 18:45	WG2078581

1 Cp

2 Tc

3 Ss

4 Cn

5 Sr

6 Qc

7 Gl

8 Al

9 Sc

23050524-042

Collected date/time: 05/23/23 15:08

SAMPLE RESULTS - 38

APPENDIX A.

ANNUAL GROUNDWATER MONITORING AND CORRECTIVE ACTION REPORT
BALDWIN POWER PLANT, BOTTOM ASH POND
BAL-257-601

Radiochemistry by Method 904/9320

Analyte	Result	Qualifier	Uncertainty	MDA	Analysis Date	Batch
	pCi/l		+ / -	pCi/l	date / time	
RADIUM-228	0.552		0.253	0.444	06/19/2023 21:17	WG2076342
(T) Barium	95.1			30.0-143	06/19/2023 21:17	WG2076342
(T) Yttrium	102			30.0-136	06/19/2023 21:17	WG2076342

Radiochemistry by Method Calculation

Analyte	Result	Qualifier	Uncertainty	MDA	Analysis Date	Batch
	pCi/l		+ / -	pCi/l	date / time	
Combined Radium	0.728		0.340	0.549	06/27/2023 13:56	WG2078613

Radiochemistry by Method SM7500Ra B M

Analyte	Result	Qualifier	Uncertainty	MDA	Analysis Date	Batch
	pCi/l		+ / -	pCi/l	date / time	
RADIUM-226	0.177	J	0.227	0.323	06/27/2023 13:56	WG2078613
(T) Barium-133	83.5			30.0-143	06/27/2023 13:56	WG2078613

- 1 Cp
- 2 Tc
- 3 Ss
- 4 Cn
- 5 Sr
- 6 Qc
- 7 Gl
- 8 Al
- 9 Sc

Radiochemistry by Method 904/9320

Analyte	Result	Qualifier	Uncertainty	MDA	Analysis Date	Batch
	pCi/l		+ / -	pCi/l	date / time	
RADIUM-228	1.49		0.266	0.439	06/19/2023 21:17	WG2076342
(T) Barium	106			30.0-143	06/19/2023 21:17	WG2076342
(T) Yttrium	114			30.0-136	06/19/2023 21:17	WG2076342

Radiochemistry by Method Calculation

Analyte	Result	Qualifier	Uncertainty	MDA	Analysis Date	Batch
	pCi/l		+ / -	pCi/l	date / time	
Combined Radium	1.49		0.336	0.591	06/27/2023 13:56	WG2078613

Radiochemistry by Method SM7500Ra B M

Analyte	Result	Qualifier	Uncertainty	MDA	Analysis Date	Batch
	pCi/l		+ / -	pCi/l	date / time	
RADIUM-226	-0.00839	U	0.205	0.396	06/27/2023 13:56	WG2078613
(T) Barium-133	79.6			30.0-143	06/27/2023 13:56	WG2078613

- 1 Cp
- 2 Tc
- 3 Ss
- 4 Cn
- 5 Sr
- 6 Qc
- 7 Gl
- 8 Al
- 9 Sc

Radiochemistry by Method 904/9320

Analyte	Result	Qualifier	Uncertainty	MDA	Analysis Date	Batch
	pCi/l		+ / -	pCi/l	date / time	
RADIUM-228	1.27		0.230	0.375	06/19/2023 21:17	WG2076342
(T) Barium	110			30.0-143	06/19/2023 21:17	WG2076342
(T) Yttrium	99.7			30.0-136	06/19/2023 21:17	WG2076342

Radiochemistry by Method Calculation

Analyte	Result	Qualifier	Uncertainty	MDA	Analysis Date	Batch
	pCi/l		+ / -	pCi/l	date / time	
Combined Radium	1.42		0.285	0.433	06/27/2023 13:56	WG2078613

Radiochemistry by Method SM7500Ra B M

Analyte	Result	Qualifier	Uncertainty	MDA	Analysis Date	Batch
	pCi/l		+ / -	pCi/l	date / time	
RADIUM-226	0.148	J	0.169	0.217	06/27/2023 13:56	WG2078613
(T) Barium-133	85.2			30.0-143	06/27/2023 13:56	WG2078613

1 Cp
2 Tc
3 Ss
4 Cn
5 Sr
6 Qc
7 Gl
8 Al
9 Sc

Radiochemistry by Method 904/9320

Analyte	Result	Qualifier	Uncertainty	MDA	Analysis Date	Batch
	pCi/l		+ / -	pCi/l	date / time	
RADIUM-228	1.06		0.376	0.665	06/21/2023 21:31	WG2077154
(T) Barium	105			30.0-143	06/21/2023 21:31	WG2077154
(T) Yttrium	109			30.0-136	06/21/2023 21:31	WG2077154

Radiochemistry by Method Calculation

Analyte	Result	Qualifier	Uncertainty	MDA	Analysis Date	Batch
	pCi/l		+ / -	pCi/l	date / time	
Combined Radium	2.84		0.651	0.730	06/27/2023 13:56	WG2078613

Radiochemistry by Method SM7500Ra B M

Analyte	Result	Qualifier	Uncertainty	MDA	Analysis Date	Batch
	pCi/l		+ / -	pCi/l	date / time	
RADIUM-226	1.78		0.532	0.301	06/27/2023 13:56	WG2078613
(T) Barium-133	82.4			30.0-143	06/27/2023 13:56	WG2078613

- 1 Cp
- 2 Tc
- 3 Ss
- 4 Cn
- 5 Sr
- 6 Qc
- 7 Gl
- 8 Al
- 9 Sc

Radiochemistry by Method 904/9320

Analyte	Result	Qualifier	Uncertainty	MDA	Analysis Date	Batch
	pCi/l		+ / -	pCi/l	date / time	
RADIUM-228	0.258	<u>U</u>	0.326	0.602	06/21/2023 21:31	WG2077154
(T) Barium	122			30.0-143	06/21/2023 21:31	WG2077154
(T) Yttrium	114			30.0-136	06/21/2023 21:31	WG2077154

Radiochemistry by Method Calculation

Analyte	Result	Qualifier	Uncertainty	MDA	Analysis Date	Batch
	pCi/l		+ / -	pCi/l	date / time	
Combined Radium	0.499	<u>J</u>	0.404	0.674	06/27/2023 13:56	WG2078613

Radiochemistry by Method SM7500Ra B M

Analyte	Result	Qualifier	Uncertainty	MDA	Analysis Date	Batch
	pCi/l		+ / -	pCi/l	date / time	
RADIUM-226	0.241	<u>J</u>	0.238	0.304	06/27/2023 13:56	WG2078613
(T) Barium-133	90.1			30.0-143	06/27/2023 13:56	WG2078613

1 Cp

2 Tc

3 Ss

4 Cn

5 Sr

6 Qc

7 Gl

8 Al

9 Sc

23050524-020

Collected date/time: 05/19/23 11:28

SAMPLE RESULTS - 43

APPENDIX A.

ANNUAL GROUNDWATER MONITORING AND CORRECTIVE ACTION REPORT
BALDWIN POWER PLANT, BOTTOM ASH POND
BAL-257-601

Radiochemistry by Method 904/9320

Analyte	Result	Qualifier	Uncertainty	MDA	Analysis Date	Batch
	pCi/l		+ / -	pCi/l	date / time	
RADIUM-228	0.608		0.220	0.390	06/21/2023 21:31	WG2077154
(T) Barium	115			30.0-143	06/21/2023 21:31	WG2077154
(T) Yttrium	103			30.0-136	06/21/2023 21:31	WG2077154

1 Cp

2 Tc

3 Ss

Radiochemistry by Method Calculation

Analyte	Result	Qualifier	Uncertainty	MDA	Analysis Date	Batch
	pCi/l		+ / -	pCi/l	date / time	
Combined Radium	0.816		0.287	0.436	06/27/2023 13:56	WG2078613

4 Cn

5 Sr

Radiochemistry by Method SM7500Ra B M

Analyte	Result	Qualifier	Uncertainty	MDA	Analysis Date	Batch
	pCi/l		+ / -	pCi/l	date / time	
RADIUM-226	0.208		0.184	0.196	06/27/2023 13:56	WG2078613
(T) Barium-133	83.6			30.0-143	06/27/2023 13:56	WG2078613

6 Qc

7 Gl

8 Al

9 Sc

Method Blank (MB)

(MB) R3940626-1 06/16/23 17:55

Analyte	MB Result pCi/l	MB Qualifier	MB Uncertainty + / -	MB MDA pCi/l
Radium-228	-0.138	<u>U</u>	0.147	0.273
(T) Barium	91.3		91.3	
(T) Yttrium	105		105	

L1616012-07 Original Sample (OS) • Duplicate (DUP)

(OS) L1616012-07 06/16/23 17:55 • (DUP) R3940626-5 06/16/23 17:55

Analyte	Original Result pCi/l	Original Uncertainty + / -	Original MDA pCi/l	DUP Result pCi/l	DUP Uncertainty + / -	DUP MDA pCi/l	Dilution	DUP RPD %	DUP RER	DUP Qualifier	DUP RPD Limits %	DUP RER Limit
Radium-228	1.13	0.346	0.591	1.05	0.372	0.591	1	7.07	0.152		20	3
(T) Barium	86.3			97.8	97.8							
(T) Yttrium	105			94.7	94.7							

Laboratory Control Sample (LCS)

(LCS) R3940626-2 06/16/23 17:55

Analyte	Spike Amount pCi/l	LCS Result pCi/l	LCS Rec. %	Rec. Limits %	LCS Qualifier
Radium-228	5.00	4.26	85.3	80.0-120	
(T) Barium			106		
(T) Yttrium			90.5		

L1616012-05 Original Sample (OS) • Matrix Spike (MS) • Matrix Spike Duplicate (MSD)

(OS) L1616012-05 06/16/23 17:55 • (MS) R3940626-3 06/16/23 17:55 • (MSD) R3940626-4 06/16/23 17:55

Analyte	Spike Amount pCi/l	Original Result pCi/l	MS Result pCi/l	MSD Result pCi/l	MS Rec. %	MSD Rec. %	Dilution	Rec. Limits %	MS Qualifier	MSD Qualifier	RPD %	MS RER	RPD Limits %
Radium-228	16.7	0.584	13.9	14.5	79.6	83.3	1	70.0-130			4.30		20
(T) Barium		98.4			102	93.4							
(T) Yttrium		101			103	124							

¹Cp

²Tc

³Ss

⁴Cn

⁵Sr

⁶Qc

⁷Gl

⁸Al

⁹Sc

Method Blank (MB)

(MB) R3940641-1 06/17/23 09:00

Analyte	MB Result pCi/l	MB Qualifier	MB Uncertainty + / -	MB MDA pCi/l
Radium-228	0.398		0.136	0.238
(T) Barium	104		104	
(T) Yttrium	110		110	

L1620768-07 Original Sample (OS) • Duplicate (DUP)

(OS) L1620768-07 06/17/23 09:00 • (DUP) R3940641-5 06/17/23 09:00

Analyte	Original Result pCi/l	Original Uncertainty + / -	Original MDA pCi/l	DUP Result pCi/l	DUP Uncertainty + / -	DUP MDA pCi/l	Dilution	DUP RPD %	DUP RER	DUP Qualifier	DUP RPD Limits %	DUP RER Limit
Radium-228	0.455	0.329	0.591	0.622	0.339	0.591	1	31.1	0.355		20	3
(T) Barium	102			99.8	99.8							
(T) Yttrium	119			122	122							

Laboratory Control Sample (LCS)

(LCS) R3940641-2 06/17/23 09:00

Analyte	Spike Amount pCi/l	LCS Result pCi/l	LCS Rec. %	Rec. Limits %	LCS Qualifier
Radium-228	5.00	4.38	87.6	80.0-120	
(T) Barium			107		
(T) Yttrium			103		

L1620768-15 Original Sample (OS) • Matrix Spike (MS) • Matrix Spike Duplicate (MSD)

(OS) L1620768-15 06/17/23 09:00 • (MS) R3940641-3 06/17/23 09:00 • (MSD) R3940641-4 06/17/23 09:00

Analyte	Spike Amount pCi/l	Original Result pCi/l	MS Result pCi/l	MSD Result pCi/l	MS Rec. %	MSD Rec. %	Dilution	Rec. Limits %	MS Qualifier	MSD Qualifier	RPD %	MS RER	RPD Limits %
Radium-228	10.0	0.601	9.03	9.21	84.2	86.1	1	70.0-130			2.01		20
(T) Barium		114			102	104							
(T) Yttrium		120			117	95.6							



Method Blank (MB)

(MB) R3940685-1 06/19/23 21:17

Analyte	MB Result pCi/l	MB Qualifier	MB Uncertainty + / -	MB MDA pCi/l
Radium-228	0.473		0.159	0.276
(T) Barium	119		119	
(T) Yttrium	88.0		88.0	

L1620768-33 Original Sample (OS) • Duplicate (DUP)

(OS) L1620768-33 06/19/23 21:17 • (DUP) R3940685-5 06/19/23 21:17

Analyte	Original Result pCi/l	Original Uncertainty + / -	Original MDA pCi/l	DUP Result pCi/l	DUP Uncertainty + / -	DUP MDA pCi/l	Dilution	DUP RPD %	DUP RER	DUP Qualifier	DUP RPD Limits %	DUP RER Limit
Radium-228	0.699	0.355	0.627	0.280	0.364	0.627	1	85.5	0.823	<u>U</u>	20	3
(T) Barium	102			93.9	93.9							
(T) Yttrium	110			99.6	99.6							

Laboratory Control Sample (LCS)

(LCS) R3940685-2 06/19/23 21:17

Analyte	Spike Amount pCi/l	LCS Result pCi/l	LCS Rec. %	Rec. Limits %	LCS Qualifier
Radium-228	5.00	5.01	100	80.0-120	
(T) Barium			122		
(T) Yttrium			113		

L1620768-22 Original Sample (OS) • Matrix Spike (MS) • Matrix Spike Duplicate (MSD)

(OS) L1620768-22 06/19/23 21:17 • (MS) R3940685-3 06/19/23 21:17 • (MSD) R3940685-4 06/19/23 21:17

Analyte	Spike Amount pCi/l	Original Result pCi/l	MS Result pCi/l	MSD Result pCi/l	MS Rec. %	MSD Rec. %	Dilution	Rec. Limits %	MS Qualifier	MSD Qualifier	RPD %	MS RER	RPD Limits %
Radium-228	16.7	0.583	17.3	15.1	99.8	86.7	1	70.0-130			13.6		20
(T) Barium		107			106	103							
(T) Yttrium		106			113	122							



Method Blank (MB)

(MB) R3940781-1 06/21/23 21:31

Analyte	MB Result pCi/l	MB Qualifier	MB Uncertainty + / -	MB MDA pCi/l
Radium-228	0.163	↓	0.134	0.245
(T) Barium	111		111	
(T) Yttrium	109		109	

L1620768-42 Original Sample (OS) • Duplicate (DUP)

(OS) L1620768-42 06/21/23 21:31 • (DUP) R3940781-5 06/21/23 21:31

Analyte	Original Result pCi/l	Original Uncertainty + / -	Original MDA pCi/l	DUP Result pCi/l	DUP Uncertainty + / -	DUP MDA pCi/l	Dilution	DUP RPD %	DUP RER	DUP Qualifier	DUP RPD Limits %	DUP RER Limit
Radium-228	0.258	0.326	0.602	1.02	0.329	0.602	1	119	1.64		20	3
(T) Barium	122			108	108							
(T) Yttrium	114			109	109							

Laboratory Control Sample (LCS)

(LCS) R3940781-2 06/21/23 21:31

Analyte	Spike Amount pCi/l	LCS Result pCi/l	LCS Rec. %	Rec. Limits %	LCS Qualifier
Radium-228	5.00	4.98	99.7	80.0-120	
(T) Barium			112		
(T) Yttrium			110		

L1618373-01 Original Sample (OS) • Matrix Spike (MS) • Matrix Spike Duplicate (MSD)

(OS) L1618373-01 06/21/23 21:31 • (MS) R3940781-3 06/21/23 21:31 • (MSD) R3940781-4 06/21/23 21:31

Analyte	Spike Amount pCi/l	Original Result pCi/l	MS Result pCi/l	MSD Result pCi/l	MS Rec. %	MSD Rec. %	Dilution	Rec. Limits %	MS Qualifier	MSD Qualifier	RPD %	MS RER	RPD Limits %
Radium-228	10.0	-0.124	9.11	9.19	91.1	91.9	1	70.0-130			0.874		20
(T) Barium		107			115	124							
(T) Yttrium		108			105	106							



Method Blank (MB)

(MB) R3940323-5 06/21/23 22:26

Analyte	MB Result pCi/l	MB Qualifier	MB Uncertainty + / -	MB MDA pCi/l
Radium-226	0.00526	U	0.0342	0.0632
(T) Barium-133	70.8		70.8	

L1620768-32 Original Sample (OS) • Duplicate (DUP)

(OS) L1620768-32 06/21/23 18:45 • (DUP) R3940323-4 06/21/23 18:45

Analyte	Original Result pCi/l	Original Uncertainty + / -	Original MDA pCi/l	DUP Result pCi/l	DUP Uncertainty + / -	DUP MDA pCi/l	Dilution	DUP RPD %	DUP RER	DUP Qualifier	DUP RPD Limits %	DUP RER Limit
Radium-226	0.181	0.214	0.295	0.172	0.235	0.295	1	5.04	0.0280	J	20	3
(T) Barium-133	95.9			93.2	93.2							

Laboratory Control Sample (LCS)

(LCS) R3940323-1 06/21/23 18:45

Analyte	Spike Amount pCi/l	LCS Result pCi/l	LCS Rec. %	Rec. Limits %	LCS Qualifier
Radium-226	5.01	5.83	116	80.0-120	
(T) Barium-133			72.4		

L1620768-35 Original Sample (OS) • Matrix Spike (MS) • Matrix Spike Duplicate (MSD)

(OS) L1620768-35 06/21/23 18:45 • (MS) R3940323-2 06/21/23 18:45 • (MSD) R3940323-3 06/21/23 18:45

Analyte	Spike Amount pCi/l	Original Result pCi/l	MS Result pCi/l	MSD Result pCi/l	MS Rec. %	MSD Rec. %	Dilution	Rec. Limits %	MS Qualifier	MSD Qualifier	RPD %	MS RER	RPD Limits %
Radium-226	20.0	0.392	21.3	21.9	105	108	1	75.0-125			2.78		20
(T) Barium-133		99.9			90.0	92.4							

1 Cp

2 Tc

3 Ss

4 Cn

5 Sr

6 Qc

7 Gl

8 Al

9 Sc

Method Blank (MB)

(MB) R3940846-1 06/22/23 18:56

Analyte	MB Result pCi/l	MB Qualifier	MB Uncertainty + / -	MB MDA pCi/l
Radium-226	0.00814	<u>U</u>	0.0357	0.0707
(T) Barium-133	95.5		95.5	

L1620768-01 Original Sample (OS) • Duplicate (DUP)

(OS) L1620768-01 06/22/23 18:56 • (DUP) R3940846-5 06/22/23 18:56

Analyte	Original Result pCi/l	Original Uncertainty + / -	Original MDA pCi/l	DUP Result pCi/l	DUP Uncertainty + / -	DUP MDA pCi/l	Dilution	DUP RPD %	DUP RER	DUP Qualifier	DUP RPD Limits %	DUP RER Limit
Radium-226	0.916	0.421	0.303	0.00869	0.166	0.303	1	196	2.01	<u>U</u>	20	3
(T) Barium-133	80.6			80.4	80.4							

Laboratory Control Sample (LCS)

(LCS) R3940846-2 06/22/23 18:56

Analyte	Spike Amount pCi/l	LCS Result pCi/l	LCS Rec. %	Rec. Limits %	LCS Qualifier
Radium-226	5.01	5.82	116	80.0-120	
(T) Barium-133			88.6		

L1620768-11 Original Sample (OS) • Matrix Spike (MS) • Matrix Spike Duplicate (MSD)

(OS) L1620768-11 06/22/23 18:56 • (MS) R3940846-3 06/22/23 18:56 • (MSD) R3940846-4 06/22/23 18:56

Analyte	Spike Amount pCi/l	Original Result pCi/l	MS Result pCi/l	MSD Result pCi/l	MS Rec. %	MSD Rec. %	Dilution	Rec. Limits %	MS Qualifier	MSD Qualifier	RPD %	MS RER	RPD Limits %
Radium-226	20.0	0.381	20.5	20.8	101	102	1	75.0-125			1.26		20
(T) Barium-133		87.0			89.6	86.7							

1 Cp

2 Tc

3 Ss

4 Cn

5 Sr

6 Qc

7 Gl

8 Al

9 Sc

Method Blank (MB)

(MB) R3941782-1 06/23/23 17:46

Analyte	MB Result pCi/l	MB Qualifier	MB Uncertainty + / -	MB MDA pCi/l
Radium-226	0.0104	<u>U</u>	0.0583	0.109
(T) Barium-133	64.8		64.8	

L1620768-20 Original Sample (OS) • Duplicate (DUP)

(OS) L1620768-20 06/23/23 17:46 • (DUP) R3941782-5 06/23/23 17:46

Analyte	Original Result pCi/l	Original Uncertainty + / -	Original MDA pCi/l	DUP Result pCi/l	DUP Uncertainty + / -	DUP MDA pCi/l	Dilution	DUP RPD %	DUP RER	DUP Qualifier	DUP RPD Limits %	DUP RER Limit
Radium-226	0.0818	0.160	0.270	0.0852	0.183	0.270	1	4.12	0.0142	<u>U</u>	20	3
(T) Barium-133	92.4			81.8	81.8							

Laboratory Control Sample (LCS)

(LCS) R3941782-2 06/23/23 17:46

Analyte	Spike Amount pCi/l	LCS Result pCi/l	LCS Rec. %	Rec. Limits %	LCS Qualifier
Radium-226	5.01	5.72	114	80.0-120	
(T) Barium-133			69.2		

L1620768-27 Original Sample (OS) • Matrix Spike (MS) • Matrix Spike Duplicate (MSD)

(OS) L1620768-27 06/23/23 17:46 • (MS) R3941782-3 06/23/23 17:46 • (MSD) R3941782-4 06/23/23 17:46

Analyte	Spike Amount pCi/l	Original Result pCi/l	MS Result pCi/l	MSD Result pCi/l	MS Rec. %	MSD Rec. %	Dilution	Rec. Limits %	MS Qualifier	MSD Qualifier	RPD %	MS RER	RPD Limits %
Radium-226	20.0	0.133	21.8	19.9	108	98.6	1	75.0-125			9.31		20
(T) Barium-133		99.2			80.1	90.4							

1 Cp

2 Tc

3 Ss

4 Cn

5 Sr

6 Qc

7 Gl

8 Al

9 Sc

Method Blank (MB)

(MB) R3941984-1 06/27/26 13:20

Analyte	MB Result pCi/l	MB Qualifier	MB Uncertainty + / -	MB MDA pCi/l
Radium-226	-0.00902	<u>U</u>	0.0279	0.0580
(T) Barium-133	85.0		85.0	

L1620768-43 Original Sample (OS) • Duplicate (DUP)

(OS) L1620768-43 06/27/23 13:56 • (DUP) R3941984-5 06/27/26 13:20

Analyte	Original Result pCi/l	Original Uncertainty + / -	Original MDA pCi/l	DUP Result pCi/l	DUP Uncertainty + / -	DUP MDA pCi/l	Dilution	DUP RPD %	DUP RER	DUP Qualifier	DUP RPD Limits %	DUP RER Limit
Radium-226	0.208	0.184	0.196	0.120	0.246	0.196	1	53.6	0.286	<u>U</u>	20	3
(T) Barium-133	83.6			83.3	83.3							

Laboratory Control Sample (LCS)

(LCS) R3941984-2 06/27/26 13:20

Analyte	Spike Amount pCi/l	LCS Result pCi/l	LCS Rec. %	Rec. Limits %	LCS Qualifier
Radium-226	5.01	5.40	108	80.0-120	
(T) Barium-133			85.7		

L1620768-38 Original Sample (OS) • Matrix Spike (MS) • Matrix Spike Duplicate (MSD)

(OS) L1620768-38 06/27/23 13:56 • (MS) R3941984-3 06/27/26 13:20 • (MSD) R3941984-4 06/27/26 13:20

Analyte	Spike Amount pCi/l	Original Result pCi/l	MS Result pCi/l	MSD Result pCi/l	MS Rec. %	MSD Rec. %	Dilution	Rec. Limits %	MS Qualifier	MSD Qualifier	RPD %	MS RER	RPD Limits %
Radium-226	20.0	0.177	19.7	21.5	97.7	107	1	75.0-125			8.59		20
(T) Barium-133		83.5			79.2	73.3							

1 Cp

2 Tc

3 Ss

4 Cn

5 Sr

6 Qc

7 Gl

8 Al

9 Sc

Method Blank (MB)

(MB) R3939719-1 06/20/23 20:35

Analyte	MB Result pCi/l	MB Qualifier	MB Uncertainty + / -	MB MDA pCi/l
Radium-226	-0.00564	<u>U</u>	0.0395	0.0828
(T) Barium-133	88.5		88.5	

L1618517-01 Original Sample (OS) • Duplicate (DUP)

(OS) L1618517-01 06/20/23 20:35 • (DUP) R3939719-5 06/20/23 20:35

Analyte	Original Result pCi/l	Original Uncertainty + / -	Original MDA pCi/l	DUP Result pCi/l	DUP Uncertainty + / -	DUP MDA pCi/l	Dilution	DUP RPD %	DUP RER	DUP Qualifier	DUP RPD Limits %	DUP RER Limit
Radium-226	0.231	0.228	0.292	0.229	0.203	0.292	1	0.826	0.00622		20	3
(T) Barium-133	85.1			85.6	85.6							

Laboratory Control Sample (LCS)

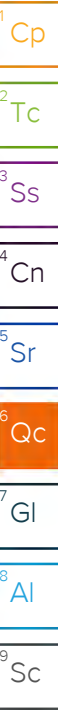
(LCS) R3939719-2 06/20/23 20:35

Analyte	Spike Amount pCi/l	LCS Result pCi/l	LCS Rec. %	Rec. Limits %	LCS Qualifier
Radium-226	5.01	5.61	112	80.0-120	
(T) Barium-133			85.1		

L1620768-19 Original Sample (OS) • Matrix Spike (MS) • Matrix Spike Duplicate (MSD)

(OS) L1620768-19 06/20/23 20:35 • (MS) R3939719-3 06/20/23 20:35 • (MSD) R3939719-4 06/20/23 20:35

Analyte	Spike Amount pCi/l	Original Result pCi/l	MS Result pCi/l	MSD Result pCi/l	MS Rec. %	MSD Rec. %	Dilution	Rec. Limits %	MS Qualifier	MSD Qualifier	RPD %	MS RER	RPD Limits %
Radium-226	20.0	0.191	24.1	21.2	120	105	1	75.0-125			13.0		20
(T) Barium-133		93.6			85.1	86.0							



GLOSSARY OF TERMS

APPENDIX A.

ANNUAL GROUNDWATER MONITORING AND CORRECTIVE ACTION REPORT

BALDWIN POWER PLANT, BOTTOM ASH POND

BAL-257-601

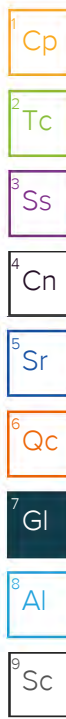
Guide to Reading and Understanding Your Laboratory Report

The information below is designed to better explain the various terms used in your report of analytical results from the Laboratory. This is not intended as a comprehensive explanation, and if you have additional questions please contact your project representative.

Results Disclaimer - Information that may be provided by the customer, and contained within this report, include Permit Limits, Project Name, Sample ID, Sample Matrix, Sample Preservation, Field Blanks, Field Spikes, Field Duplicates, On-Site Data, Sampling Collection Dates/Times, and Sampling Location. Results relate to the accuracy of this information provided, and as the samples are received.

Abbreviations and Definitions

MDA	Minimum Detectable Activity.
Rec.	Recovery.
RER	Replicate Error Ratio.
RPD	Relative Percent Difference.
SDG	Sample Delivery Group.
(T)	Tracer - A radioisotope of known concentration added to a solution of chemically equivalent radioisotopes at a known concentration to assist in monitoring the yield of the chemical separation.
Analyte	The name of the particular compound or analysis performed. Some Analyses and Methods will have multiple analytes reported.
Dilution	If the sample matrix contains an interfering material, the sample preparation volume or weight values differ from the standard, or if concentrations of analytes in the sample are higher than the highest limit of concentration that the laboratory can accurately report, the sample may be diluted for analysis. If a value different than 1 is used in this field, the result reported has already been corrected for this factor.
Limits	These are the target % recovery ranges or % difference value that the laboratory has historically determined as normal for the method and analyte being reported. Successful QC Sample analysis will target all analytes recovered or duplicated within these ranges.
Original Sample	The non-spiked sample in the prep batch used to determine the Relative Percent Difference (RPD) from a quality control sample. The Original Sample may not be included within the reported SDG.
Qualifier	This column provides a letter and/or number designation that corresponds to additional information concerning the result reported. If a Qualifier is present, a definition per Qualifier is provided within the Glossary and Definitions page and potentially a discussion of possible implications of the Qualifier in the Case Narrative if applicable.
Result	The actual analytical final result (corrected for any sample specific characteristics) reported for your sample. If there was no measurable result returned for a specific analyte, the result in this column may state "ND" (Not Detected) or "BDL" (Below Detectable Levels). The information in the results column should always be accompanied by either an MDL (Method Detection Limit) or RDL (Reporting Detection Limit) that defines the lowest value that the laboratory could detect or report for this analyte.
Uncertainty (Radiochemistry)	Confidence level of 2 sigma.
Case Narrative (Cn)	A brief discussion about the included sample results, including a discussion of any non-conformances to protocol observed either at sample receipt by the laboratory from the field or during the analytical process. If present, there will be a section in the Case Narrative to discuss the meaning of any data qualifiers used in the report.
Quality Control Summary (Qc)	This section of the report includes the results of the laboratory quality control analyses required by procedure or analytical methods to assist in evaluating the validity of the results reported for your samples. These analyses are not being performed on your samples typically, but on laboratory generated material.
Sample Chain of Custody (Sc)	This is the document created in the field when your samples were initially collected. This is used to verify the time and date of collection, the person collecting the samples, and the analyses that the laboratory is requested to perform. This chain of custody also documents all persons (excluding commercial shippers) that have had control or possession of the samples from the time of collection until delivery to the laboratory for analysis.
Sample Results (Sr)	This section of your report will provide the results of all testing performed on your samples. These results are provided by sample ID and are separated by the analyses performed on each sample. The header line of each analysis section for each sample will provide the name and method number for the analysis reported.
Sample Summary (Ss)	This section of the Analytical Report defines the specific analyses performed for each sample ID, including the dates and times of preparation and/or analysis.



Qualifier Description

C2	Tracer recovery limits have been exceeded; values are outside lower control limits.
J	The identification of the analyte is acceptable; the reported value is an estimate.
U	Below Detectable Limits: Indicates that the analyte was not detected.

ACCREDITATIONS & LOCATIONS

APPENDIX A.
ANNUAL GROUNDWATER MONITORING AND CORRECTIVE ACTION REPORT
BALDWIN POWER PLANT, BOTTOM ASH POND
BAL-257-601

Pace Analytical National 12065 Lebanon Rd Mount Juliet, TN 37122

Alabama	40660	Nebraska	NE-OS-15-05
Alaska	17-026	Nevada	TN000032021-1
Arizona	AZ0612	New Hampshire	2975
Arkansas	88-0469	New Jersey-NELAP	TN002
California	2932	New Mexico ¹	TN00003
Colorado	TN00003	New York	11742
Connecticut	PH-0197	North Carolina	Env375
Florida	E87487	North Carolina ¹	DW21704
Georgia	NELAP	North Carolina ³	41
Georgia ¹	923	North Dakota	R-140
Idaho	TN00003	Ohio-VAP	CL0069
Illinois	200008	Oklahoma	9915
Indiana	C-TN-01	Oregon	TN200002
Iowa	364	Pennsylvania	68-02979
Kansas	E-10277	Rhode Island	LA000356
Kentucky ^{1,6}	KY90010	South Carolina	84004002
Kentucky ²	16	South Dakota	n/a
Louisiana	AI30792	Tennessee ^{1,4}	2006
Louisiana	LA018	Texas	T104704245-20-18
Maine	TN00003	Texas ⁵	LAB0152
Maryland	324	Utah	TN000032021-11
Massachusetts	M-TN003	Vermont	VT2006
Michigan	9958	Virginia	110033
Minnesota	047-999-395	Washington	C847
Mississippi	TN00003	West Virginia	233
Missouri	340	Wisconsin	998093910
Montana	CERT0086	Wyoming	A2LA
A2LA – ISO 17025	1461.01	AIHA-LAP,LLC EMLAP	100789
A2LA – ISO 17025 ⁵	1461.02	DOD	1461.01
Canada	1461.01	USDA	P330-15-00234
EPA-Crypto	TN00003		

¹ Drinking Water ² Underground Storage Tanks ³ Aquatic Toxicity ⁴ Chemical/Microbiological ⁵ Mold ⁶ Wastewater n/a Accreditation not applicable

* Not all certifications held by the laboratory are applicable to the results reported in the attached report.

* Accreditation is only applicable to the test methods specified on each scope of accreditation held by Pace Analytical.

¹ Cp

² Tc

³ Ss

⁴ Cn

⁵ Sr

⁶ Qc

⁷ Gl

⁸ Al

⁹ Sc

TEKLAB, INC. Chain of Custody

C129

5445 Horseshoe Lake Road, Collinsville, IL 62234 Phone (618) 344-1004 Fax (618) 344-1005

Are the samples chilled? YES NO With: Ice Blue Ice Preserved in: Lab Field

Teklab Inc
5445 Horseshoe Lake Road
Collinsville, IL 62234

Cooler Temp: Sampler: QC Level:

Comments: **Please issue reports and invoices via email only**
Please analyze for Radium 22/228 per methods specified for Vistra/Ramboll projects
ICollected at an IL site.
Batch QC is required for all analyses requested. EDD requested.

Project#

Contact: Email:

Requested Due Date: Billing/PO:

Phone:

U620768

PLEASE NOTE:

NELAP accreditation is required on the requested analytes and must be documented as such on the final report. If your laboratory does not currently hold a NELAP accreditation for the requested method and/or analytes, please contact Teklab immediately. If your laboratory loses accreditation or is suspended for any analyte/method during the life of the contract, you must contact Teklab immediately. Any changes to analysis/methods must be approved by Teklab, Inc.

PH-10BDH4321 TRC 2'144'141
CR6-220221V

Lab Use	Sample ID	Sample Date/Time	Preservative	Matrix	Ra226/228													
-01	23050524-001	5/18/23 1119	HNO3	Groundwater	✓													
-02	23050524-002	5/18/23 1348	HNO3	Groundwater	✓													
-03	23050524-003	5/18/23 1523	HNO3	Groundwater	✓													
-04	23050524-004	5/22/23 1549	HNO3	Groundwater	✓													
	23050524-005	5/19/23 1055	HNO3	Groundwater	✓													
-05	23050524-006	5/16/23 1037	HNO3	Groundwater	✓													
-06	23050524-007	5/15/23 1456	HNO3	Groundwater	✓													
-07	23050524-008	5/15/23 1309	HNO3	Groundwater	✓													
-08	23050524-009	5/23/23 0644	HNO3	Groundwater	✓													
-09	23050524-010	5/23/23 0611	HNO3	Groundwater	✓													
-10	23050524-011	5/18/23 1553	HNO3	Groundwater	✓													

*Relinquished By	Date/Time	Received By	Date/Time
<i>[Signature]</i>	5.24.23	<i>[Signature]</i> (7) GRACE BARRON (PALE)	5.26.23 @ 0900

Sample Receipt Checklist
 COC Seal Present/Intact: Y N If Applicable
 COC Signed/Accurate: Y N VOA Zero Headpace: Y N
 Bottles arrive intact: Y N Pres. Correct/Check: Y N
 Correct bottles used: Y N
 Sufficient volume sent: Y N

as such does not provide client/sampler information without proper authorization, and proprietary rights, as directed by local, state or federal laws. (Teklab QAM Section 9.1, TNI V1 M2 Section 4.1.5 c)

TEKLAB, INC. Chain of Custody

5445 Horseshoe Lake Road, Collinsville, IL 62234 Phone (618) 344-1004 Fax (618) 344-1005

Are the samples chilled? YES NO With: Ice Blue Ice Preserved in: Lab Field

Teklab Inc
5445 Horseshoe Lake Road
Collinsville, IL 62234

Cooler Temp: Sampler: QC Level:

Comments: **Please issue reports and invoices via email only**
Please analyze for Radium 22/228 per methods specified for Vistra/Ramboll projects.
Collected at an IL site.
Batch QC is required for all analyses requested. EDD requested.

Project#

Contact:

Email:

Requested Due Date:

Billing/PO:

Phone:

41620768

PLEASE NOTE:

NELAP accreditation is required on the requested analytes and must be documented as such on the final report. If your laboratory does not currently hold a NELAP accreditation for the requested method and/or analytes, please contact Teklab immediately. If your laboratory loses accreditation or is suspended for any analyte/method during the life of the contract, you must contact Teklab immediately. Any changes to analysis/methods must be approved by Teklab, Inc.

Lab Use	Sample ID	Sample Date/Time	Preservative	Matrix	Ra226/228													
	23050524-013	5/19/23 1210	HNO3	Groundwater	✓													
-11	23050524-014	5/22/23 1041	HNO3	Groundwater	✓													
-12	23050524-015	5/23/23 1611	HNO3	Groundwater	✓													
-13	23050524-016	5/23/23 1708	HNO3	Groundwater	✓													
-14	23050524-017	5/18/23 1037	HNO3	Groundwater	✓													
-15	23050524-018	5/18/23 1610	HNO3	Groundwater	✓													
-16	23050524-019	5/16/23 1229	HNO3	Groundwater	✓													
	23050524-020	5/19/23 1128	HNO3	Groundwater	✓													
-17	23050524-021	5/16/23 1648	HNO3	Groundwater	✓													
-18	23050524-022	5/16/23 1503	HNO3	Groundwater	✓													
-19	23050524-023	5/16/23 1424	HNO3	Groundwater	✓													

*Relinquished By	Date/Time	Received By	Date/Time
<i>[Signature]</i>	5.24.23	<i>[Signature]</i> (7) GRALE BARRON (PALE)	5.26.23 @ 0900

TEKLAB, INC. Chain of Custody

5445 Horseshoe Lake Road, Collinsville, IL 62234 Phone (618) 344-1004 Fax (618) 344-1005

Are the samples chilled? YES NO With: Ice Blue Ice Preserved in: Lab Field

Teklab Inc
 5445 Horseshoe Lake Road
 Collinsville, IL 62234

Cooler Temp: Sampler: Client QC Level: 3

Comments: **Please issue reports and invoices via email only**
 Please analyze for Radium 226/228 per methods specified for Vistra/Ramboll projects.
 Collected at an IL site
 Batch QC is required for all analyses requested. EDD requested.

Project# 23050524

Contact: Liz Hurley Email: ehurley@teklabinc.com

Requested Due Date: 10-15 day TAT Billing/PO: 34441

Phone: 618 344-1004

41620768

PLEASE NOTE:

NELAP accreditation is required on the requested analytes and must be documented as such on the final report. If your laboratory does not currently hold a NELAP accreditation for the requested method and/or analytes, please contact Teklab immediately. If your laboratory loses accreditation or is suspended for any analyte/method during the life of the contract, you must contact Teklab immediately. Any changes to analysis/methods must be approved by Teklab, Inc.

Ra 226/228	<input type="checkbox"/>	<input type="checkbox"/>	<input type="checkbox"/>	<input type="checkbox"/>	<input type="checkbox"/>	<input type="checkbox"/>	<input type="checkbox"/>	<input type="checkbox"/>	<input type="checkbox"/>	<input type="checkbox"/>	<input type="checkbox"/>	<input type="checkbox"/>	<input type="checkbox"/>	<input type="checkbox"/>	<input type="checkbox"/>	<input type="checkbox"/>	<input type="checkbox"/>	<input type="checkbox"/>	
	<input type="checkbox"/>	<input type="checkbox"/>	<input type="checkbox"/>	<input type="checkbox"/>	<input type="checkbox"/>	<input type="checkbox"/>	<input type="checkbox"/>	<input type="checkbox"/>	<input type="checkbox"/>	<input type="checkbox"/>	<input type="checkbox"/>	<input type="checkbox"/>	<input type="checkbox"/>	<input type="checkbox"/>	<input type="checkbox"/>	<input type="checkbox"/>	<input type="checkbox"/>	<input type="checkbox"/>	
	<input type="checkbox"/>	<input type="checkbox"/>	<input type="checkbox"/>	<input type="checkbox"/>	<input type="checkbox"/>	<input type="checkbox"/>	<input type="checkbox"/>	<input type="checkbox"/>	<input type="checkbox"/>	<input type="checkbox"/>	<input type="checkbox"/>	<input type="checkbox"/>	<input type="checkbox"/>	<input type="checkbox"/>	<input type="checkbox"/>	<input type="checkbox"/>	<input type="checkbox"/>	<input type="checkbox"/>	
	<input type="checkbox"/>	<input type="checkbox"/>	<input type="checkbox"/>	<input type="checkbox"/>	<input type="checkbox"/>	<input type="checkbox"/>	<input type="checkbox"/>	<input type="checkbox"/>	<input type="checkbox"/>	<input type="checkbox"/>	<input type="checkbox"/>	<input type="checkbox"/>	<input type="checkbox"/>	<input type="checkbox"/>	<input type="checkbox"/>	<input type="checkbox"/>	<input type="checkbox"/>	<input type="checkbox"/>	
	<input type="checkbox"/>	<input type="checkbox"/>	<input type="checkbox"/>	<input type="checkbox"/>	<input type="checkbox"/>	<input type="checkbox"/>	<input type="checkbox"/>	<input type="checkbox"/>	<input type="checkbox"/>	<input type="checkbox"/>	<input type="checkbox"/>	<input type="checkbox"/>	<input type="checkbox"/>	<input type="checkbox"/>	<input type="checkbox"/>	<input type="checkbox"/>	<input type="checkbox"/>	<input type="checkbox"/>	
	<input type="checkbox"/>	<input type="checkbox"/>	<input type="checkbox"/>	<input type="checkbox"/>	<input type="checkbox"/>	<input type="checkbox"/>	<input type="checkbox"/>	<input type="checkbox"/>	<input type="checkbox"/>	<input type="checkbox"/>	<input type="checkbox"/>	<input type="checkbox"/>	<input type="checkbox"/>	<input type="checkbox"/>	<input type="checkbox"/>	<input type="checkbox"/>	<input type="checkbox"/>	<input type="checkbox"/>	<input type="checkbox"/>
	<input type="checkbox"/>	<input type="checkbox"/>	<input type="checkbox"/>	<input type="checkbox"/>	<input type="checkbox"/>	<input type="checkbox"/>	<input type="checkbox"/>	<input type="checkbox"/>	<input type="checkbox"/>	<input type="checkbox"/>	<input type="checkbox"/>	<input type="checkbox"/>	<input type="checkbox"/>	<input type="checkbox"/>	<input type="checkbox"/>	<input type="checkbox"/>	<input type="checkbox"/>	<input type="checkbox"/>	<input type="checkbox"/>
	<input type="checkbox"/>	<input type="checkbox"/>	<input type="checkbox"/>	<input type="checkbox"/>	<input type="checkbox"/>	<input type="checkbox"/>	<input type="checkbox"/>	<input type="checkbox"/>	<input type="checkbox"/>	<input type="checkbox"/>	<input type="checkbox"/>	<input type="checkbox"/>	<input type="checkbox"/>	<input type="checkbox"/>	<input type="checkbox"/>	<input type="checkbox"/>	<input type="checkbox"/>	<input type="checkbox"/>	<input type="checkbox"/>
	<input type="checkbox"/>	<input type="checkbox"/>	<input type="checkbox"/>	<input type="checkbox"/>	<input type="checkbox"/>	<input type="checkbox"/>	<input type="checkbox"/>	<input type="checkbox"/>	<input type="checkbox"/>	<input type="checkbox"/>	<input type="checkbox"/>	<input type="checkbox"/>	<input type="checkbox"/>	<input type="checkbox"/>	<input type="checkbox"/>	<input type="checkbox"/>	<input type="checkbox"/>	<input type="checkbox"/>	<input type="checkbox"/>
	<input type="checkbox"/>	<input type="checkbox"/>	<input type="checkbox"/>	<input type="checkbox"/>	<input type="checkbox"/>	<input type="checkbox"/>	<input type="checkbox"/>	<input type="checkbox"/>	<input type="checkbox"/>	<input type="checkbox"/>	<input type="checkbox"/>	<input type="checkbox"/>	<input type="checkbox"/>	<input type="checkbox"/>	<input type="checkbox"/>	<input type="checkbox"/>	<input type="checkbox"/>	<input type="checkbox"/>	<input type="checkbox"/>
	<input type="checkbox"/>	<input type="checkbox"/>	<input type="checkbox"/>	<input type="checkbox"/>	<input type="checkbox"/>	<input type="checkbox"/>	<input type="checkbox"/>	<input type="checkbox"/>	<input type="checkbox"/>	<input type="checkbox"/>	<input type="checkbox"/>	<input type="checkbox"/>	<input type="checkbox"/>	<input type="checkbox"/>	<input type="checkbox"/>	<input type="checkbox"/>	<input type="checkbox"/>	<input type="checkbox"/>	<input type="checkbox"/>

Lab Use	Sample ID	Sample Date/Time	Preservative	Matrix
-20	23050524-024	5/18/23 1232	HNO3	Groundwater
-21	23050524-025	5/22/23 1252	HNO3	Groundwater
-22	23050524-026	5/16/23 1542	HNO3	Groundwater
-23	23050524-027	5/22/23 1428	HNO3	Groundwater
-24	23050524-028	5/22/23 1343	HNO3	Groundwater
-25	23050524-029	5/17/23 1525	HNO3	Groundwater
-26	23050524-030	5/17/23 1636	HNO3	Groundwater
-27	23050524-031	5/16/23 1131	HNO3	Groundwater
-28	23050524-032	5/15/23 1543	HNO3	Groundwater
-29	23050524-033	5/15/23 1353	HNO3	Groundwater
-30	23050524-034	5/17/23 1116	HNO3	Groundwater

*Relinquished By	Date/Time	Received By	Date/Time
[Signature]	5.24.23	[Signature] (7) GABRIEL BARRON (VALL)	5.26.23 @ 0900

TEKLAB, INC. Chain of Custody

5445 Horseshoe Lake Road, Collinsville, IL 62234 Phone (618) 344-1004 Fax (618) 344-1005

Are the samples chilled? YES NO With: Ice Blue Ice Preserved in: Lab Field

Teklab Inc
 5445 Horseshoe Lake Road
 Collinsville, IL 62234

Cooler Temp: Sampler: Client QC Level: 3

Comments: **Please issue reports and invoices via email only**
 Please analyze for Radium 22/228 per methods specified for Vistra/Ramboll projects.
 I Collected at an IL site.
 Batch QC is required for all analyses requested. EDD requested.

Project# 23050524

Contact: Liz Hurley Email: ehurley@teklabinc.com
 Requested Due Date: 10-15 day TAT Billing/PO: 34441

Phone: 618 344-1004

4620766

PLEASE NOTE:

NELAP accreditation is required on the requested analytes and must be documented as such on the final report. If your laboratory does not currently hold a NELAP accreditation for the requested method and/or analytes, please contact Teklab immediately. If your laboratory loses accreditation or is suspended for any analyte/method during the life of the contract, you must contact Teklab immediately. Any changes to analysis/methods must be approved by Teklab, Inc.

Lab Use	Sample ID	Sample Date/Time	Preservative	Matrix	Ra226/228													
-31	23050524-035	5/17/23 1250	HNO3	Groundwater	✓													
-32	23050524-036	5/17/23 1153	HNO3	Groundwater	✓													
-33	23050524-037	5/17/23 1421	HNO3	Groundwater	✓													
-34	23050524-038	5/23/23 1403	HNO3	Groundwater	✓													
-35	23050524-039	5/23/23 1055	HNO3	Groundwater	✓													
-36	23050524-040	5/23/23 1303	HNO3	Groundwater	✓													
-37	23050524-041	5/23/23 1142	HNO3	Groundwater	✓													
-38	23050524-042	5/23/23 1508	HNO3	Groundwater	✓													
-39	23050524-043	5/22/23 1041	HNO3	Groundwater	✓													
-40	23050524-044	5/23/23 1904	HNO3	Groundwater	✓													
			HNO3	Groundwater														

*Relinquished By	Date/Time	Received By	Date/Time
<i>[Signature]</i>	5.24.23	<i>[Signature]</i> GRACE GARRON (PAC)	5.24.23 @ 0900

Tracking Numbers		Temperature
6319 3616 254D		NSAT 20.7 + 0 = 20.7
6319 3616 2572		NSAT 20.3 + 0 = 20.3
6319 3616 2556		NSAT 21.4 + 0 = 21.4
6319 3616 2561		NSAT 20.8 + 0 = 20.8

U6207168

Site Sampling Event	Baldwin 2Q 2023									
LIMS Workorder	23050523									
Technician	TAC/BG									
WO Sample	Well ID	Date	Time	Time (adj)	DTB (ft)	DTW (ft)	MP Elev (ft)	GW Elev (ft)	Well Condition	Sampling Device
001A	MW-104#SR	05/22/2023	1151	1151		10.25			Good	Bladder Pump
002A	MW-104&DR	05/22/2023	1133	1133		10.28			Good	Bladder Pump
003A	MW-150	05/18/2023	1119	1119		18.67			Good	Bladder Pump
004A	MW-151	05/18/2023	1348	1348		5.58			Good	Bladder Pump
005A	MW-152	05/18/2023	1523	1523		6.5			Good	Bladder Pump
006A	mw153	05/22/2023	1549	1549		12.86			Good	Bladder Pump
007A	mw-154	05/22/2023	1730	1730		DRY				
008A	MW-155	05/22/2023	1652	1652		17.67			Good	Bladder Pump
009A	MW-158!R	05/19/2023	1055	1055		6.23			Good	Bladder Pump
010A	MW-192	05/16/2023	1037	1037		8.25			Good	Bladder Pump
011A	MW-193	05/15/2023	1456	1456		9.94			Good	Bladder Pump
012A	MW-194	05/15/2023	1309	1309		7.47			Good	Bladder Pump
013A	MW-203	05/23/2023	1844	1844		19.15			Good	Bladder Pump
014A	MW-204	05/23/2023	1811	1811		15.68			Needs Work	Submersible Pump
015A	MW-252	05/18/2023	1553	1553		2.13			Good	Submersible Pump
016A	MW-253	05/22/2023	1520	1520		13.6			Needs Work	Bladder Pump
017A	mw258	05/19/2023	1210	1210		12.94			Good	Bladder Pump
018A	MW-304	05/22/2023	1041	1041		9.53			Good	Bladder Pump
019A	MW-306	05/23/2023	1611	1611		17.11			Good	Bladder Pump
020A	MW-307	05/23/2023	1708	1708		6.53			Good	Submersible Pump
021A	MW-350	05/18/2023	1037	1037		23.74			Good	Bladder Pump
022A	MW-352	05/18/2023	1610	1610		3.27			Good	Bladder Pump
023A	MW-355	05/22/2023	1725	1725		22.98			Good	Bladder Pump
024A	MW-356	05/16/2023	1229	1229		4.23			Good	Bladder Pump
025A	mw358	05/19/2023	1128	1128		42.92			Good	Bladder Pump
026A	MW-366	05/16/2023	1648	1648		13.19			Good	Bladder Pump
027A	MW-369	05/16/2023	1503	1503		10.39			Good	Bladder Pump
028A	MW-370	05/16/2023	1424	1424		18.1			Good	Bladder Pump
029A	MW-375	05/18/2023	1232	1232		32.21			Good	Bladder Pump
030A	MW-377	05/22/2023	1252	1252		5.65			Good	Bladder Pump
031A	MW-382	05/16/2023	1542	1542		16.14			Good	Bladder Pump
032A	mw383	05/22/2023	1428	1428		19.16			Good	Bladder Pump
033A	MW-384	05/22/2023	1343	1343		14.69			Good	Bladder Pump
034A	MW-390	05/17/2023	1525	1525		6.2			Good	Bladder Pump
035A	MW-391	05/17/2023	1636	1636		60.74			Good	Bladder Pump
036A	MW-392	05/16/2023	1131	1131		8.58			Good	Bladder Pump

Site Sampling Event	Baldwin 2Q 2023		hmm		hhmm					
LIMS Workorder	23050523									
Technician	TAC/BG									
WO Sample	Well ID	Date	Time	Time (adj)	DTB (ft)	DTW (ft)	MP Elev (ft)	GW Elev (ft)	Well Condition	Sampling Device
037A	mw393	05/15/2023	1543	1543		8.21			Good	Bladder Pump
038A	MW-394	05/15/2023	1353	1353		6.27			Good	Bladder Pump
039A	OW-156	05/16/2023	1247	1247		6.22			Good	Bailer
040A	OW-157	05/16/2023	1615	1615		6.05			Good	Bailer
042A	OW-257	05/17/2023	1250	1250		5.14			Good	Submersible Pump
043A	PZ-169	05/16/2023	1343	1343		10.79			Good	
044A	PZ-170	05/17/2023	1153	1153		15.11			Good	Submersible Pump
045A	PZ-182	05/17/2023	1421	1421		16.91			Good	Submersible Pump
046A	TPZ-159	06/02/2023	1012	1012		3.99				
047A	TPZ-164_pore	05/23/2023	1229	1229		3.91			Good	Submersible Pump
048A	XPW01	05/23/2023	1403	1403		10.3			Good	Bladder Pump
049A	XPW02	05/23/2023	1055	1055		4.75			Good	Bladder Pump
050A	XPW04	05/23/2023	1303	1303		8.19			Good	Bladder Pump
051A	XPW05	05/23/2023	1142	1142		4.69			Good	Bladder Pump
052A	XPW06	05/23/2023	1508	1508		2.75			Good	Bladder Pump
053A	MW-304 DUP	05/22/2023	1041	1041		9.43			Good	Bladder Pump
054A	FIELD BLANK	05/23/2023	1904	1904						
041A	OW-256	05/17/2023	1116	1116		7.5			Good	Submersible Pump

Site Sampling Event	Baldwin 2Q 202								
LIMS Workorder	23050523								
Technician	TAC/BG								
WO Sample	Well ID	Samling Method	Field Filtered	Appearance	Odor	Color	Turbidity (visible)	Ferrous Iron	Transducer SN
001A	MW-104#SR	Low Flow	Yes	Clear	None	None	None	overrange	NA
002A	MW-104&DR	Low Flow	Yes	Clear	None	None	None	3.713	NA
003A	MW-150	Low Flow	Yes	Clear	None	None	None	3.989	21615496
004A	MW-151	Low Flow	Yes	Cloudy	None	Rust	Slight	3.06	
005A	MW-152	Low Flow	Yes	Clear	None	None	Slight	3.359	21615493
006A	mw153	Low Flow	Yes	Cloudy	None	Lt. Bro	None	3.114	21615495
007A	mw-154								
008A	MW-155	Low Flow	Yes	Clear	None	None	None	3.791	NA
009A	MW-158!R	Low Flow	Yes	Cloudy	None	Lt. Bro	Slight	3.37	21615717
010A	MW-192	Low Flow	Yes	Clear	Slight	None	None	over range	21615724
011A	MW-193	Low Flow	Yes	Clear	None	None	None	3.539	21615737
012A	MW-194	Low Flow	Yes	Clear	None	None	Slight	3.396	21615716
013A	MW-203	Low Flow	Yes	Clear	None	None	None	3.692	21615736
014A	MW-204	Low Flow	Yes	Clear	Slight	None	Slight	3.707	tbd
015A	MW-252	Low Flow	Yes	Clear	None	None	None	4.418	21615715
016A	MW-253	Low Flow	Yes						21615511
017A	mw258	Low Flow	Yes	Clear	Strong	None	Slight	3.661	21615734
018A	MW-304	Low Flow	Yes	Clear	None	None	None	3.283	21615744
019A	MW-306	Low Flow	Yes	Clear	None	None	None	3.848	21615748
020A	MW-307	Low Flow	Yes	Clear	None	None	Slight	3.191	NA
021A	MW-350	Low Flow	Yes	Clear	None	None	None	3.245	21615512
022A	MW-352	Low Flow	Yes	Clear	Slight	None	None	3.592	21615723
023A	MW-355	Low Flow	Yes	Clear	None	None	None	4.896	NA
024A	MW-356	Low Flow	Yes	Clear	None	None	None	3.239	21615745
025A	mw358	Low Flow	Yes	Clear	None	Lt. Bro	Slight	4.421	21615747
026A	MW-366	Low Flow	Yes	Clear	Slight	None	Slight	3.389	21615721
027A	MW-369	Low Flow	Yes	Clear	None	None	Slight	4.629	21615499
028A	MW-370	Low Flow	Yes	Clear	None	None	None	3.241	21615751
029A	MW-375	Low Flow	Yes	Clear	None	None	None	3.232	21615735
030A	MW-377	Low Flow	Yes	Clear	None	None	None	3.193	21615729
031A	MW-382	Low Flow	Yes	Cloudy	None	None	Slight	3.14	21615731
032A	mw383	Low Flow	Yes	Clear	None	None	None	3.353	21615126
033A	MW-384	Low Flow	Yes	Clear	None	None	None	3.552	21615730
034A	MW-390	Low Flow	Yes	Clear	Slight	None	None	3.801	21615728
035A	MW-391	Low Flow	Yes	Clear	None	Lt. Bro	Slight	3.43	21615125
036A	MW-392	Low Flow	Yes	Clear	Slight	None	None	3.277	21615750

Site Sampling Event	Baldwin 2Q 202								
LIMS Workorder	23050523								
Technician	TAC/BG								
WO Sample	Well ID	Samling Method	Field Filtered	Appearance	Odor	Color	Turbidity (visible)	Ferrous Iron	Transducer SN
037A	mw393	Low Flow	Yes	Clear	Strong	None	None	3.32	21615749
038A	MW-394	Low Flow	Yes	Clear	Strong	None	None	5.047	21615719
039A	OW-156			Clear	None	None	None		na
040A	OW-157			Clear	None	None	None		na
042A	OW-257	Low Flow	Yes	Cloudy	None	Grey	Moderate	3.381	21615720
043A	PZ-169								na
044A	PZ-170	Low Flow	Yes	Clear	Moder	None	Slight	3.311	21615115
045A	PZ-182	Low Flow	Yes	Cloudy	Slight	None	Moderate	3.271	21615116
046A	TPZ-159								na
047A	TPZ-164_pore	Low Flow	Yes	Clear	None	Lt. Bro	Slight	overrange	21615117
048A	XPW01	Low Flow	Yes	Clear	Slight	None	None	4.255	21615733
049A	XPW02	Low Flow	Yes	Clear	Slight	None	Slight	overrange	21615732
050A	XPW04	Low Flow	Yes	Clear	Slight	None	None	4.593	21615746
051A	XPW05	Low Flow	Yes	Clear	None	None	Slight	4.489	21615753
052A	XPW06	Low Flow	Yes	Clear	None	None	None	5.454	21615738
053A	MW-304 DUP	Low Flow	Yes	Clear	None	None	None	3.283	21615734
054A	FIELD BLANK								
041A	OW-256	Low Flow	Yes	Clear	Slight	None	Slight	Overrange	21615508

Site Sampling Event	Baldwin 2Q 202	
LIMS Workorder	23050523	
Technician	TAC/BG	
WO Sample	Well ID	Transducer Read
001A	MW-104#SR	
002A	MW-104&DR	
003A	MW-150	377.9787
004A	MW-151	cant locate
005A	MW-152	419.032
006A	mw153	432.7116
007A	mw-154	
008A	MW-155	
009A	MW-158!R	450.5203
010A	MW-192	428.109
011A	MW-193	cant locate
012A	MW-194	430.8829
013A	MW-203	437.5155
014A	MW-204	
015A	MW-252	cant locate
016A	MW-253	432.1028
017A	mw258	442.6589
018A	MW-304	445.8893
019A	MW-306	0
020A	MW-307	
021A	MW-350	373.0026
022A	MW-352	421.7923
023A	MW-355	
024A	MW-356	423.1135
025A	mw358	413.0416
026A	MW-366	411.4914
027A	MW-369	411.9413
028A	MW-370	402.5913
029A	MW-375	390.9095
030A	MW-377	416.0583
031A	MW-382	cant locate
032A	mw383	439.7644
033A	MW-384	444.1137
034A	MW-390	421.5116
035A	MW-391	365.5296
036A	MW-392	428.2357

Pump Broken couldn't pull up as pump is stuck.

Site Sampling Event	Baldwin 2Q 202	
LIMS Workorder	23050523	
Technician	TAC/BG	
WO Sample	Well ID	Transducer Read
037A	mw393	429.3736
038A	MW-394	431.8519
039A	OW-156	
040A	OW-157	
042A	OW-257	425.8141
043A	PZ-169	
044A	PZ-170	406.3164
045A	PZ-182	414.8616
046A	TPZ-159	
047A	TPZ-164_pore	431.2387
048A	XPW01	427.1972
049A	XPW02	cant locate
050A	XPW04	426.4951
051A	XPW05	cant locate
052A	XPW06	415.1558
053A	MW-304 DUP	445.8893
054A	FIELD BLANK	
041A	OW-256	416.1598

FILE CREATED: 5/24/2023 16:03

DATE	TIME	SITE	DATA ID	Barometer (mmHg)	Temp (°C)	Cond (µS/cm)	Sp Cond (µS/cm)	Sal (psu)
5/15/2023	12:54:50 PM	Baldwin Quarterly	MW-194	754.5	16.8	740.7	878	0.43
5/15/2023	12:57:50 PM	Baldwin Quarterly	MW-194	754.4	16.8	740.5	878.6	0.43
5/15/2023	1:00:50 PM	Baldwin Quarterly	MW-194	754.4	16.7	739	877.5	0.43
5/15/2023	1:03:50 PM	Baldwin Quarterly	MW-194	754.4	16.7	738.1	877.7	0.43
5/15/2023	1:06:50 PM	Baldwin Quarterly	MW-194	754.2	16.9	741.4	877.6	0.43
5/15/2023	1:09:50 PM	Baldwin Quarterly	MW-194	754.3	16.9	740.6	876.2	0.43
5/15/2023	1:44:59 PM	Baldwin Quarterly	MW-394	754.1	17.7	3985.5	4631.9	2.49
5/15/2023	1:47:59 PM	Baldwin Quarterly	MW-394	754.1	17.5	3846	4490.6	2.41
5/15/2023	1:50:59 PM	Baldwin Quarterly	MW-394	753.9	17.6	3717.6	4332	2.32
5/15/2023	1:53:59 PM	Baldwin Quarterly	MW-394	754	17.7	3516.5	4089.8	2.18
5/15/2023	2:47:15 PM	Baldwin Quarterly	MW-193	753.5	17.6	841	979.4	0.49
5/15/2023	2:50:15 PM	Baldwin Quarterly	MW-193	753.4	17.2	831.8	976.4	0.48
5/15/2023	2:53:15 PM	Baldwin Quarterly	MW-193	753.4	17.3	831.2	974.9	0.48
5/15/2023	2:56:15 PM	Baldwin Quarterly	MW-193	753.4	17.2	829.3	973.7	0.48
5/15/2023	3:34:22 PM	Baldwin Quarterly	mw393	752.9	17.8	3674.3	4262.5	2.28
5/15/2023	3:37:22 PM	Baldwin Quarterly	mw393	752.7	17.7	3673.5	4264	2.28
5/15/2023	3:40:22 PM	Baldwin Quarterly	mw393	752.8	17.7	3663.4	4253.7	2.27
5/15/2023	3:43:22 PM	Baldwin Quarterly	mw393	752.7	17.7	3626.7	4214.5	2.25
5/16/2023	10:28:44 AM	Baldwin Quarterly	MW-192	748.4	16.2	675.1	812.1	0.4
5/16/2023	10:31:44 AM	Baldwin Quarterly	MW-192	748.3	16.1	673.5	811.9	0.4
5/16/2023	10:34:44 AM	Baldwin Quarterly	MW-192	748.4	16	672.3	811.4	0.4
5/16/2023	10:37:44 AM	Baldwin Quarterly	MW-192	748.3	16.1	670.8	809.1	0.4
5/16/2023	11:01:40 AM	Baldwin Quarterly	MW-392	748.5	16.6	2717.1	3236	1.7
5/16/2023	11:31:21 AM	Baldwin Quarterly	MW-392	748.6	16.8	3002.6	3559.6	1.88
5/16/2023	12:20:06 PM	Baldwin Quarterly	MW-356	748.7	15.3	1017.2	1248.7	0.63
5/16/2023	2:15:46 PM	Baldwin Quarterly	MW-370	748.2	15.8	4860.4	5893.6	3.22
5/16/2023	2:54:41 PM	Baldwin Quarterly	MW-369	747.8	15.7	991	1205.6	0.6
5/16/2023	3:33:38 PM	Baldwin Quarterly	MW-382	747.2	15.5	1604.4	1961.6	1.01
5/16/2023	3:36:38 PM	Baldwin Quarterly	MW-382	747.1	15.4	1540.5	1885.2	0.96
5/16/2023	3:39:38 PM	Baldwin Quarterly	MW-382	747.1	15.4	1523.4	1865.3	0.95
5/16/2023	3:42:38 PM	Baldwin Quarterly	MW-382	747.2	15.4	1506.4	1844.8	0.94
5/16/2023	4:12:00 PM	Baldwin Quarterly	OW-157	747.1	13.2	3303.5	4266.7	2.28
5/16/2023	4:13:08 PM	Baldwin Quarterly	OW-157	747.1	13.3	3325	4282.3	2.29
5/16/2023	4:15:07 PM	Baldwin Quarterly	OW-157	747	13.4	3339	4293	2.3

FILE CREATED: 5/24/2023 16:03

DATE	TIME	SITE	DATA ID	Barometer (mmHg)	Temp (°C)	Cond (µS/cm)	Sp Cond (µS/cm)	Sal (psu)
5/16/2023	4:39:32 PM	Baldwin Quarterly	MW-366	747.2	14.7	1520.3	1894.9	0.97
5/16/2023	4:42:32 PM	Baldwin Quarterly	MW-366	747.1	14.6	1364.3	1702.8	0.87
5/16/2023	4:45:32 PM	Baldwin Quarterly	MW-366	747	14.6	1277.9	1596.2	0.81
5/16/2023	4:48:32 PM	Baldwin Quarterly	MW-366	747.1	14.5	1261.8	1577.7	0.8
5/17/2023	11:07:50 AM	Baldwin Quarterly	OW-256	748.1	15.5	734.3	896.9	0.44
5/17/2023	11:10:50 AM	Baldwin Quarterly	OW-256	748	15.5	734.9	898.7	0.44
5/17/2023	11:13:50 AM	Baldwin Quarterly	OW-256	748	15.5	736.4	899.9	0.45
5/17/2023	11:16:50 AM	Baldwin Quarterly	OW-256	748.1	15.5	737.3	901.4	0.45
5/17/2023	11:44:55 AM	Baldwin Quarterly	PZ-170	747.9	15.7	1468.7	1787.6	0.91
5/17/2023	11:47:55 AM	Baldwin Quarterly	PZ-170	748	15.9	1458.3	1765	0.9
5/17/2023	11:50:55 AM	Baldwin Quarterly	PZ-170	747.9	16.2	1460.6	1754.7	0.89
5/17/2023	11:53:55 AM	Baldwin Quarterly	PZ-170	747.9	15.9	1447.7	1750.3	0.89
5/17/2023	12:47:00 PM	Baldwin Quarterly	OW-257	747.4	14.4	963.9	1208.2	0.61
5/17/2023	12:50:00 PM	Baldwin Quarterly	OW-257	747.6	14.7	975.4	1214	0.61
5/17/2023	2:12:05 PM	Baldwin Quarterly	PZ-182	747	15.3	934	1145.7	0.57
5/17/2023	2:15:05 PM	Baldwin Quarterly	PZ-182	747	15.3	939.8	1153	0.58
5/17/2023	2:18:05 PM	Baldwin Quarterly	PZ-182	747	15.3	942.7	1156	0.58
5/17/2023	2:21:05 PM	Baldwin Quarterly	PZ-182	747	15.4	943.7	1156.8	0.58
5/17/2023	3:05:38 PM	Baldwin Quarterly	MW-390	746.9	15.7	1800.6	2187.3	1.13
5/17/2023	3:08:38 PM	Baldwin Quarterly	MW-390	746.8	15.5	1353.6	1652.7	0.84
5/17/2023	3:16:01 PM	Baldwin Quarterly	MW-390	746.9	15.4	1009.6	1235.1	0.62
5/17/2023	3:19:01 PM	Baldwin Quarterly	MW-390	746.8	15.4	930.8	1139.3	0.57
5/17/2023	3:22:01 PM	Baldwin Quarterly	MW-390	747	15.3	887	1087.9	0.54
5/17/2023	3:25:01 PM	Baldwin Quarterly	MW-390	746.8	15.4	876.9	1074.8	0.54
5/17/2023	4:21:25 PM	Baldwin Quarterly	MW-391	746.6	15.6	2570.3	3131.4	1.65
5/18/2023	10:28:30 AM	Baldwin Quarterly	MW-350	750.7	14.2	952.9	1199.3	0.6
5/18/2023	10:31:30 AM	Baldwin Quarterly	MW-350	750.8	14.2	973.7	1227.3	0.62
5/18/2023	10:34:30 AM	Baldwin Quarterly	MW-350	750.8	14.1	983	1240.6	0.62
5/18/2023	10:37:30 AM	Baldwin Quarterly	MW-350	750.7	14.1	980.5	1237.7	0.62
5/18/2023	11:10:29 AM	Baldwin Quarterly	MW-150	750.9	13.8	1742.1	2217.8	1.14
5/18/2023	11:13:29 AM	Baldwin Quarterly	MW-150	750.8	13.6	1733.3	2214.2	1.14
5/18/2023	11:16:29 AM	Baldwin Quarterly	MW-150	750.9	13.6	1730.4	2213.5	1.14
5/18/2023	11:19:29 AM	Baldwin Quarterly	MW-150	750.8	13.6	1734.6	2218.7	1.14
5/18/2023	12:23:27 PM	Baldwin Quarterly	MW-375	750	15.2	1456.1	1791	0.91

FILE CREATED: 5/24/2023 16:03

DATE	TIME	SITE	DATA ID	Barometer (mmHg)	Temp (°C)	Cond (µS/cm)	Sp Cond (µS/cm)	Sal (psu)
5/18/2023	12:26:27 PM	Baldwin Quarterly	MW-375	750	15.1	1391.3	1714.4	0.87
5/18/2023	12:29:27 PM	Baldwin Quarterly	MW-375	749.9	15.1	1344.5	1659.4	0.84
5/18/2023	12:32:27 PM	Baldwin Quarterly	MW-375	749.9	15	1311.3	1619.5	0.82
5/18/2023	1:39:22 PM	Baldwin Quarterly	MW-151	750.2	12.5	741.8	973.8	0.48
5/18/2023	1:42:22 PM	Baldwin Quarterly	MW-151	750.1	12.7	741.8	970.6	0.48
5/18/2023	1:45:22 PM	Baldwin Quarterly	MW-151	750.1	12.8	745.1	972.5	0.48
5/18/2023	1:48:22 PM	Baldwin Quarterly	MW-151	750	12.6	755.9	991.2	0.49
5/18/2023	3:14:10 PM	Baldwin Quarterly	MW-152	749.1	12.8	834.6	1087.7	0.54
5/18/2023	3:17:10 PM	Baldwin Quarterly	MW-152	749.1	12.8	836.5	1089.6	0.54
5/18/2023	3:20:10 PM	Baldwin Quarterly	MW-152	749.1	12.7	836.2	1093.1	0.55
5/18/2023	3:23:10 PM	Baldwin Quarterly	MW-152	749.1	12.7	837.4	1093.8	0.55
5/18/2023	3:44:25 PM	Baldwin Quarterly	MW-252	748.9	14.8	1367	1696.5	0.86
5/18/2023	3:47:25 PM	Baldwin Quarterly	MW-252	748.9	14.8	1362.7	1692	0.86
5/18/2023	3:50:25 PM	Baldwin Quarterly	MW-252	749	14.1	1340.1	1693.2	0.86
5/18/2023	3:53:25 PM	Baldwin Quarterly	MW-252	749	14.3	1347.1	1692.6	0.86
5/18/2023	4:01:52 PM	Baldwin Quarterly	MW-352	748.9	15.5	1731.4	2113	1.09
5/18/2023	4:04:52 PM	Baldwin Quarterly	MW-352	748.9	15.2	1776.6	2185.9	1.13
5/18/2023	4:07:52 PM	Baldwin Quarterly	MW-352	748.9	14.9	1766.2	2188.4	1.13
5/18/2023	4:10:52 PM	Baldwin Quarterly	MW-352	748.9	14.8	1739.7	2161.6	1.11
5/19/2023	10:46:19 AM	Baldwin Quarterly	MW-158!R	749.2	14.9	730.2	904.5	0.45
5/19/2023	10:49:19 AM	Baldwin Quarterly	MW-158!R	749.2	14.8	726.7	903.2	0.45
5/19/2023	10:52:19 AM	Baldwin Quarterly	MW-158!R	749.4	14.9	727.8	902.5	0.45
5/19/2023	10:55:19 AM	Baldwin Quarterly	MW-158!R	749.3	14.8	727	903.3	0.45
5/19/2023	11:19:13 AM	Baldwin Quarterly	mw358	749.6	18.7	4677.7	5313.7	2.88
5/19/2023	11:22:13 AM	Baldwin Quarterly	mw358	749.6	18.4	4882.3	5582.4	3.03
5/19/2023	11:25:13 AM	Baldwin Quarterly	mw358	749.6	18.3	4912.9	5638.5	3.07
5/19/2023	11:28:13 AM	Baldwin Quarterly	mw358	749.6	18.2	4910.9	5638	3.07
5/19/2023	12:01:23 PM	Baldwin Quarterly	mw258	749.4	16.3	1117.4	1340.7	0.67
5/19/2023	12:04:23 PM	Baldwin Quarterly	mw258	749.4	16	1109.3	1338.9	0.67
5/19/2023	12:07:23 PM	Baldwin Quarterly	mw258	749.5	16	1106	1335	0.67
5/19/2023	12:10:23 PM	Baldwin Quarterly	mw258	749.4	15.9	1103.9	1337.2	0.67
5/22/2023	10:32:08 AM	Baldwin Quarterly	MW-304	752.1	15.2	1386.1	1706.1	0.87
5/22/2023	10:35:08 AM	Baldwin Quarterly	MW-304	752.1	15.2	1376	1694.6	0.86
5/22/2023	10:38:08 AM	Baldwin Quarterly	MW-304	752	15.2	1372.5	1690.5	0.86

FILE CREATED: 5/24/2023 16:03

DATE	TIME	SITE	DATA ID	Barometer (mmHg)	Temp (°C)	Cond (µS/cm)	Sp Cond (µS/cm)	Sal (psu)
5/22/2023	10:41:08 AM	Baldwin Quarterly	MW-304	752.1	15.2	1374.4	1691.1	0.86
5/22/2023	11:24:10 AM	Baldwin Quarterly	MW-104&DR	751.8	14.7	568.1	707.2	0.35
5/22/2023	11:27:09 AM	Baldwin Quarterly	MW-104&DR	751.9	14.7	566.3	704.9	0.35
5/22/2023	11:30:09 AM	Baldwin Quarterly	MW-104&DR	751.8	14.7	565	702.6	0.34
5/22/2023	11:33:09 AM	Baldwin Quarterly	MW-104&DR	751.8	14.7	564.2	701.7	0.34
5/22/2023	11:42:15 AM	Baldwin Quarterly	MW-104#SR	751.8	14.3	719.9	903.9	0.45
5/22/2023	11:45:15 AM	Baldwin Quarterly	MW-104#SR	751.8	14.4	719.1	902	0.45
5/22/2023	11:48:15 AM	Baldwin Quarterly	MW-104#SR	751.8	14.4	706.6	885.6	0.44
5/22/2023	11:51:15 AM	Baldwin Quarterly	MW-104#SR	751.8	14.5	710.4	889.6	0.44
5/22/2023	12:43:22 PM	Baldwin Quarterly	MW-377	752.1	15	654.4	808.6	0.4
5/22/2023	12:46:22 PM	Baldwin Quarterly	MW-377	752.1	15.2	656.6	808.3	0.4
5/22/2023	12:49:22 PM	Baldwin Quarterly	MW-377	752.1	15.1	655.6	808.3	0.4
5/22/2023	12:52:22 PM	Baldwin Quarterly	MW-377	752.1	15.2	655.7	807.5	0.4
5/22/2023	1:34:35 PM	Baldwin Quarterly	MW-384	750.6	17.1	1729.7	2038.4	1.05
5/22/2023	1:37:35 PM	Baldwin Quarterly	MW-384	750.6	17.1	1730.2	2035.9	1.04
5/22/2023	1:40:35 PM	Baldwin Quarterly	MW-384	750.6	17.1	1708.6	2012.2	1.03
5/22/2023	1:43:35 PM	Baldwin Quarterly	MW-384	750.5	17	1668.5	1968.2	1.01
5/22/2023	2:19:10 PM	Baldwin Quarterly	mw383	750.3	18.3	936.2	1074.1	0.53
5/22/2023	2:22:10 PM	Baldwin Quarterly	mw383	750.1	18.4	931.4	1066.5	0.53
5/22/2023	2:25:10 PM	Baldwin Quarterly	mw383	750.2	18.4	927	1060.3	0.53
5/22/2023	2:28:10 PM	Baldwin Quarterly	mw383	750.1	18.4	922	1055.4	0.52
5/22/2023	3:40:58 PM	Baldwin Quarterly	mw153	750.2	13.8	342.8	436.1	0.21
5/22/2023	3:43:58 PM	Baldwin Quarterly	mw153	750.2	13.7	340	433.9	0.21
5/22/2023	3:46:58 PM	Baldwin Quarterly	mw153	750.1	13.6	340	434.4	0.21
5/22/2023	3:49:58 PM	Baldwin Quarterly	mw153	750	13.5	340.8	436.2	0.21
5/22/2023	4:46:13 PM	Baldwin Quarterly	MW-155	751.4	13.4	511.1	657.1	0.32
5/22/2023	4:49:13 PM	Baldwin Quarterly	MW-155	751.3	13.6	518.1	661.6	0.32
5/22/2023	4:52:13 PM	Baldwin Quarterly	MW-155	751.4	13.6	517	660.2	0.32
5/22/2023	4:55:13 PM	Baldwin Quarterly	MW-155	751.3	13.5	512.7	657.3	0.32
5/22/2023	5:16:36 PM	Baldwin Quarterly	MW-355	751.2	13.9	488.1	619.6	0.3
5/22/2023	5:19:36 PM	Baldwin Quarterly	MW-355	751.3	14	490.8	620.8	0.3
5/22/2023	5:22:36 PM	Baldwin Quarterly	MW-355	751.3	14	495	626	0.31
5/22/2023	5:25:36 PM	Baldwin Quarterly	MW-355	751.2	14	498.9	631.1	0.31
5/23/2023	10:46:33 AM	Baldwin Quarterly	XPW02	751.5	15.8	558.7	677.2	0.33

FILE CREATED: 5/24/2023 16:03

DATE	TIME	SITE	DATA ID	Barometer (mmHg)	Temp (°C)	Cond (µS/cm)	Sp Cond (µS/cm)	Sal (psu)
5/23/2023	10:49:33 AM	Baldwin Quarterly	XPW02	751.5	16.5	564.3	673.3	0.33
5/23/2023	10:52:33 AM	Baldwin Quarterly	XPW02	751.4	16.4	566.8	677.4	0.33
5/23/2023	10:55:33 AM	Baldwin Quarterly	XPW02	751.5	16.5	568.9	678.5	0.33
5/23/2023	11:33:17 AM	Baldwin Quarterly	XPW05	751.4	17.8	520.5	603.4	0.29
5/23/2023	11:36:17 AM	Baldwin Quarterly	XPW05	751.5	17.8	515.3	597.8	0.29
5/23/2023	11:39:17 AM	Baldwin Quarterly	XPW05	751.5	17.8	510.6	592.5	0.29
5/23/2023	11:42:17 AM	Baldwin Quarterly	XPW05	751.4	17.9	508.7	589	0.29
5/23/2023	12:20:45 PM	Baldwin Quarterly	TPZ-164_pore	751.2	15.3	578	709	0.35
5/23/2023	12:23:45 PM	Baldwin Quarterly	TPZ-164_pore	751.3	15.8	586.4	711.9	0.35
5/23/2023	12:26:45 PM	Baldwin Quarterly	TPZ-164_pore	751.2	15.4	584	715.1	0.35
5/23/2023	12:29:45 PM	Baldwin Quarterly	TPZ-164_pore	751.2	15.2	582.7	716.6	0.35
5/23/2023	12:54:20 PM	Baldwin Quarterly	XPW04	751.2	13.9	498.2	632	0.31
5/23/2023	12:57:20 PM	Baldwin Quarterly	XPW04	751.1	14.7	505.5	629.7	0.31
5/23/2023	1:00:20 PM	Baldwin Quarterly	XPW04	751	14.8	506.1	628.9	0.31
5/23/2023	1:03:20 PM	Baldwin Quarterly	XPW04	751	14.7	505.9	630.2	0.31
5/23/2023	1:54:21 PM	Baldwin Quarterly	XPW01	750.5	15.7	327.6	398.5	0.19
5/23/2023	1:57:21 PM	Baldwin Quarterly	XPW01	750.6	16.2	333.1	400	0.19
5/23/2023	2:00:21 PM	Baldwin Quarterly	XPW01	750.6	16.1	332.9	400.7	0.19
5/23/2023	2:03:21 PM	Baldwin Quarterly	XPW01	750.6	16.1	332.9	400.6	0.19
5/23/2023	2:59:05 PM	Baldwin Quarterly	XPW06	750.8	16.4	539.7	646.2	0.32
5/23/2023	3:02:05 PM	Baldwin Quarterly	XPW06	750.9	16.8	536.9	636	0.31
5/23/2023	3:05:05 PM	Baldwin Quarterly	XPW06	750.8	16.6	533.6	635	0.31
5/23/2023	3:08:05 PM	Baldwin Quarterly	XPW06	750.7	16.5	530.7	633.5	0.31
5/23/2023	4:02:25 PM	Baldwin Quarterly	MW-306	749.5	15.3	358	439.4	0.21
5/23/2023	4:05:25 PM	Baldwin Quarterly	MW-306	749.5	15.4	347.8	425.4	0.21
5/23/2023	4:08:25 PM	Baldwin Quarterly	MW-306	749.4	15.4	358.3	438.9	0.21
5/23/2023	4:11:25 PM	Baldwin Quarterly	MW-306	749.5	15.4	400.4	490.2	0.24
5/23/2023	4:59:47 PM	Baldwin Quarterly	MW-307	749.7	15.3	1954.9	2401.2	1.24
5/23/2023	5:02:47 PM	Baldwin Quarterly	MW-307	749.7	16.3	1971.4	2365.2	1.22
5/23/2023	5:05:47 PM	Baldwin Quarterly	MW-307	749.8	15.2	1963.9	2418.2	1.25
5/23/2023	5:08:47 PM	Baldwin Quarterly	MW-307	749.7	15	1966.9	2429	1.26
5/23/2023	6:05:42 PM	Baldwin Quarterly	MW-204	749.1	15.2	789.8	971.9	0.48
5/23/2023	6:08:42 PM	Baldwin Quarterly	MW-204	749.1	14.9	782.8	970.6	0.48
5/23/2023	6:11:42 PM	Baldwin Quarterly	MW-204	749.1	14.7	778.2	969.6	0.48

FILE CREATED: 5/24/2023 16:03

DATE	TIME	SITE	DATA ID	Barometer (mmHg)	Temp (°C)	Cond (µS/cm)	Sp Cond (µS/cm)	Sal (psu)
5/23/2023	6:35:59 PM	Baldwin Quarterly	MW-203	748.8	14.7	742.2	923.8	0.46
5/23/2023	6:38:59 PM	Baldwin Quarterly	MW-203	748.8	14.6	741.8	925.4	0.46
5/23/2023	6:41:59 PM	Baldwin Quarterly	MW-203	748.8	14.6	736.7	919.8	0.46
5/23/2023	6:44:59 PM	Baldwin Quarterly	MW-203	748.8	14.5	735.9	919.7	0.46
5/16/2023	11:04:39	Baldwin Quarterly	MW-392		16.5		3548	
5/16/2023	11:07:39	Baldwin Quarterly	MW-392		16.5		3563	
5/16/2023	11:10:39	Baldwin Quarterly	MW-392		16.5		3561	
5/16/2023	12:23:06	Baldwin Quarterly	MW-356		15.3		1213	
5/16/2023	12:26:06	Baldwin Quarterly	MW-356		15.3		1193	
5/16/2023	12:29:06	Baldwin Quarterly	MW-356		15.3		1166	
5/16/2023	14:18:46	Baldwin Quarterly	MW-370		15.8		5767	
5/16/2023	14:21:46	Baldwin Quarterly	MW-370		15.8		5552	
5/16/2023	14:24:46	Baldwin Quarterly	MW-370		15.7		5461	
5/16/2023	14:57:42	Baldwin Quarterly	MW-369		15.4		1803	
5/16/2023	15:00:42	Baldwin Quarterly	MW-369		15.2		1327	
5/16/2023	15:03:42	Baldwin Quarterly	MW-369		15.2		1213	
5/17/2023	16:24:24	Baldwin Quarterly	MW-391		15.6		3123	
5/17/2023	16:27:24	Baldwin Quarterly	MW-391		15.6		3129	
5/17/2023	16:30:24	Baldwin Quarterly	MW-391		15.6		3134	
5/17/2023	16:33:24	Baldwin Quarterly	MW-391		15.6		3130	
5/17/2023	16:36:24	Baldwin Quarterly	MW-391		15.6		3126	
	12:41	Baldwin Quarterly	OW-156		15.3		1235.4	
	12:44	Baldwin Quarterly	OW-156		15.3		1240.5	
	12:47	Baldwin Quarterly	OW-156		15.3		1248.7	

FILE CREATED: 5/24/2023 16:03

DATE	TIME	SITE	DATA ID	nLFCCond ($\mu\text{S}/\text{cm}$)	TDS (mg/L)	Resistivity (ohms-cm)	Sigma-T (s t)	Sigma (s)
5/15/2023	12:54:50 PM	Baldwin Quarterly	MW-194	889.6	571	1350.1	-0.9	-0.9
5/15/2023	12:57:50 PM	Baldwin Quarterly	MW-194	890.3	571	1350.4	-0.9	-0.9
5/15/2023	1:00:50 PM	Baldwin Quarterly	MW-194	889.2	570	1353.3	-0.8	-0.8
5/15/2023	1:03:50 PM	Baldwin Quarterly	MW-194	889.5	571	1354.7	-0.8	-0.8
5/15/2023	1:06:50 PM	Baldwin Quarterly	MW-194	889.2	570	1348.9	-0.9	-0.9
5/15/2023	1:09:50 PM	Baldwin Quarterly	MW-194	887.7	570	1350.3	-0.9	-0.9
5/15/2023	1:44:59 PM	Baldwin Quarterly	MW-394	4688.2	3011	250.9	0.6	0.6
5/15/2023	1:47:59 PM	Baldwin Quarterly	MW-394	4546.4	2919	260	0.5	0.5
5/15/2023	1:50:59 PM	Baldwin Quarterly	MW-394	4385.3	2816	269	0.5	0.5
5/15/2023	1:53:59 PM	Baldwin Quarterly	MW-394	4139.7	2658	284.4	0.3	0.3
5/15/2023	2:47:15 PM	Baldwin Quarterly	MW-193	991.4	637	1189	-1	-1
5/15/2023	2:50:15 PM	Baldwin Quarterly	MW-193	988.9	635	1202.3	-0.9	-0.9
5/15/2023	2:53:15 PM	Baldwin Quarterly	MW-193	987.3	634	1203	-0.9	-0.9
5/15/2023	2:56:15 PM	Baldwin Quarterly	MW-193	986.1	633	1205.8	-0.9	-0.9
5/15/2023	3:34:22 PM	Baldwin Quarterly	mw393	4313.8	2771	272.2	0.4	0.4
5/15/2023	3:37:22 PM	Baldwin Quarterly	mw393	4315.5	2772	272.2	0.4	0.4
5/15/2023	3:40:22 PM	Baldwin Quarterly	mw393	4305.2	2765	273	0.4	0.4
5/15/2023	3:43:22 PM	Baldwin Quarterly	mw393	4265.7	2739	275.7	0.4	0.4
5/16/2023	10:28:44 AM	Baldwin Quarterly	MW-192	823.4	528	1481.3	-0.8	-0.8
5/16/2023	10:31:44 AM	Baldwin Quarterly	MW-192	823.3	528	1484.8	-0.8	-0.8
5/16/2023	10:34:44 AM	Baldwin Quarterly	MW-192	822.9	527	1487.5	-0.7	-0.7
5/16/2023	10:37:44 AM	Baldwin Quarterly	MW-192	820.5	526	1490.7	-0.8	-0.8
5/16/2023	11:01:40 AM	Baldwin Quarterly	MW-392	3279.7	2103	368	0.2	0.2
5/16/2023	11:31:21 AM	Baldwin Quarterly	MW-392	3606.8	2314	333	0.3	0.3
5/16/2023	12:20:06 PM	Baldwin Quarterly	MW-356	1267.4	812	983.1	-0.5	-0.5
5/16/2023	2:15:46 PM	Baldwin Quarterly	MW-370	5978.3	3831	205.7	1.5	1.5
5/16/2023	2:54:41 PM	Baldwin Quarterly	MW-369	1223.1	784	1009	-0.5	-0.5
5/16/2023	3:33:38 PM	Baldwin Quarterly	MW-382	1990.5	1275	623.3	-0.2	-0.2
5/16/2023	3:36:38 PM	Baldwin Quarterly	MW-382	1913.1	1225	649.2	-0.2	-0.2
5/16/2023	3:39:38 PM	Baldwin Quarterly	MW-382	1892.9	1212	656.4	-0.2	-0.2
5/16/2023	3:42:38 PM	Baldwin Quarterly	MW-382	1872.1	1199	663.8	-0.2	-0.2
5/16/2023	4:12:00 PM	Baldwin Quarterly	OW-157	4337.6	2773	302.7	1.1	1.1
5/16/2023	4:13:08 PM	Baldwin Quarterly	OW-157	4353.2	2784	300.8	1.1	1.1
5/16/2023	4:15:07 PM	Baldwin Quarterly	OW-157	4363.8	2790	299.5	1.1	1.1

FILE CREATED: 5/24/2023 16:03

DATE	TIME	SITE	DATA ID	nLFCCond ($\mu\text{S}/\text{cm}$)	TDS (mg/L)	Resistivity (ohms-cm)	Sigma-T (s t)	Sigma (s)
5/16/2023	4:39:32 PM	Baldwin Quarterly	MW-366	1924.2	1232	657.8	-0.1	-0.1
5/16/2023	4:42:32 PM	Baldwin Quarterly	MW-366	1729.2	1107	733	-0.2	-0.2
5/16/2023	4:45:32 PM	Baldwin Quarterly	MW-366	1621	1038	782.6	-0.2	-0.2
5/16/2023	4:48:32 PM	Baldwin Quarterly	MW-366	1602.3	1025	792.5	-0.2	-0.2
5/17/2023	11:07:50 AM	Baldwin Quarterly	OW-256	910.1	583	1361.9	-0.6	-0.6
5/17/2023	11:10:50 AM	Baldwin Quarterly	OW-256	911.9	584	1360.7	-0.6	-0.6
5/17/2023	11:13:50 AM	Baldwin Quarterly	OW-256	913.2	585	1357.9	-0.6	-0.6
5/17/2023	11:16:50 AM	Baldwin Quarterly	OW-256	914.7	586	1356.3	-0.6	-0.6
5/17/2023	11:44:55 AM	Baldwin Quarterly	PZ-170	1813.5	1162	680.9	-0.3	-0.3
5/17/2023	11:47:55 AM	Baldwin Quarterly	PZ-170	1790.2	1147	685.7	-0.3	-0.3
5/17/2023	11:50:55 AM	Baldwin Quarterly	PZ-170	1779.2	1141	684.6	-0.4	-0.4
5/17/2023	11:53:55 AM	Baldwin Quarterly	PZ-170	1775.2	1138	690.7	-0.4	-0.4
5/17/2023	12:47:00 PM	Baldwin Quarterly	OW-257	1227.2	785	1037.5	-0.3	-0.3
5/17/2023	12:50:00 PM	Baldwin Quarterly	OW-257	1232.7	789	1025.2	-0.4	-0.4
5/17/2023	2:12:05 PM	Baldwin Quarterly	PZ-182	1162.8	745	1070.6	-0.5	-0.5
5/17/2023	2:15:05 PM	Baldwin Quarterly	PZ-182	1170.2	749	1064	-0.5	-0.5
5/17/2023	2:18:05 PM	Baldwin Quarterly	PZ-182	1173.2	751	1060.8	-0.5	-0.5
5/17/2023	2:21:05 PM	Baldwin Quarterly	PZ-182	1174	752	1059.6	-0.5	-0.5
5/17/2023	3:05:38 PM	Baldwin Quarterly	MW-390	2218.9	1422	555.4	-0.1	-0.1
5/17/2023	3:08:38 PM	Baldwin Quarterly	MW-390	1676.9	1074	738.8	-0.3	-0.3
5/17/2023	3:16:01 PM	Baldwin Quarterly	MW-390	1253.4	803	990.5	-0.5	-0.5
5/17/2023	3:19:01 PM	Baldwin Quarterly	MW-390	1156.1	741	1074.4	-0.5	-0.5
5/17/2023	3:22:01 PM	Baldwin Quarterly	MW-390	1104.1	707	1127.5	-0.5	-0.5
5/17/2023	3:25:01 PM	Baldwin Quarterly	MW-390	1090.7	699	1140.4	-0.5	-0.5
5/17/2023	4:21:25 PM	Baldwin Quarterly	MW-391	3177.1	2035	389.1	0.3	0.3
5/18/2023	10:28:30 AM	Baldwin Quarterly	MW-350	1218.4	780	1049.4	-0.3	-0.3
5/18/2023	10:31:30 AM	Baldwin Quarterly	MW-350	1246.8	798	1027.1	-0.3	-0.3
5/18/2023	10:34:30 AM	Baldwin Quarterly	MW-350	1260.4	806	1017.3	-0.3	-0.3
5/18/2023	10:37:30 AM	Baldwin Quarterly	MW-350	1257.4	804	1019.9	-0.3	-0.3
5/18/2023	11:10:29 AM	Baldwin Quarterly	MW-150	2253.7	1442	574	0.2	0.2
5/18/2023	11:13:29 AM	Baldwin Quarterly	MW-150	2250.3	1439	576.9	0.2	0.2
5/18/2023	11:16:29 AM	Baldwin Quarterly	MW-150	2249.8	1439	577.9	0.2	0.2
5/18/2023	11:19:29 AM	Baldwin Quarterly	MW-150	2255	1442	576.5	0.2	0.2
5/18/2023	12:23:27 PM	Baldwin Quarterly	MW-375	1817.8	1164	686.8	-0.2	-0.2

FILE CREATED: 5/24/2023 16:03

DATE	TIME	SITE	DATA ID	nLFCCond ($\mu\text{S}/\text{cm}$)	TDS (mg/L)	Resistivity (ohms-cm)	Sigma-T (s t)	Sigma (s)
5/18/2023	12:26:27 PM	Baldwin Quarterly	MW-375	1740.2	1114	718.8	-0.2	-0.2
5/18/2023	12:29:27 PM	Baldwin Quarterly	MW-375	1684.4	1079	743.8	-0.3	-0.3
5/18/2023	12:32:27 PM	Baldwin Quarterly	MW-375	1644	1053	762.6	-0.3	-0.3
5/18/2023	1:39:22 PM	Baldwin Quarterly	MW-151	990.4	633	1348.2	-0.2	-0.2
5/18/2023	1:42:22 PM	Baldwin Quarterly	MW-151	987.1	631	1348.1	-0.2	-0.2
5/18/2023	1:45:22 PM	Baldwin Quarterly	MW-151	988.9	632	1342.1	-0.2	-0.2
5/18/2023	1:48:22 PM	Baldwin Quarterly	MW-151	1008	644	1323	-0.2	-0.2
5/18/2023	3:14:10 PM	Baldwin Quarterly	MW-152	1106	707	1198.2	-0.2	-0.2
5/18/2023	3:17:10 PM	Baldwin Quarterly	MW-152	1108	708	1195.5	-0.2	-0.2
5/18/2023	3:20:10 PM	Baldwin Quarterly	MW-152	1111.6	711	1195.9	-0.2	-0.2
5/18/2023	3:23:10 PM	Baldwin Quarterly	MW-152	1112.2	711	1194.2	-0.2	-0.2
5/18/2023	3:44:25 PM	Baldwin Quarterly	MW-252	1722.5	1103	731.5	-0.2	-0.2
5/18/2023	3:47:25 PM	Baldwin Quarterly	MW-252	1718	1100	733.9	-0.2	-0.2
5/18/2023	3:50:25 PM	Baldwin Quarterly	MW-252	1720.3	1101	746.2	-0.1	-0.1
5/18/2023	3:53:25 PM	Baldwin Quarterly	MW-252	1719.3	1100	742.3	-0.1	-0.1
5/18/2023	4:01:52 PM	Baldwin Quarterly	MW-352	2144	1373	577.6	-0.1	-0.1
5/18/2023	4:04:52 PM	Baldwin Quarterly	MW-352	2218.7	1421	562.9	-0.1	-0.1
5/18/2023	4:07:52 PM	Baldwin Quarterly	MW-352	2221.8	1422	566.2	0	0
5/18/2023	4:10:52 PM	Baldwin Quarterly	MW-352	2194.9	1405	574.8	0	0
5/19/2023	10:46:19 AM	Baldwin Quarterly	MW-158!R	918.3	588	1369.5	-0.5	-0.5
5/19/2023	10:49:19 AM	Baldwin Quarterly	MW-158!R	917.1	587	1376.1	-0.5	-0.5
5/19/2023	10:52:19 AM	Baldwin Quarterly	MW-158!R	916.3	587	1374	-0.5	-0.5
5/19/2023	10:55:19 AM	Baldwin Quarterly	MW-158!R	917.2	587	1375.6	-0.5	-0.5
5/19/2023	11:19:13 AM	Baldwin Quarterly	mw358	5370.8	3454	213.8	0.7	0.7
5/19/2023	11:22:13 AM	Baldwin Quarterly	mw358	5644.7	3629	204.8	0.8	0.8
5/19/2023	11:25:13 AM	Baldwin Quarterly	mw358	5702.8	3665	203.5	0.9	0.9
5/19/2023	11:28:13 AM	Baldwin Quarterly	mw358	5702.4	3665	203.6	0.9	0.9
5/19/2023	12:01:23 PM	Baldwin Quarterly	mw258	1359.3	871	894.9	-0.6	-0.6
5/19/2023	12:04:23 PM	Baldwin Quarterly	mw258	1357.9	870	901.5	-0.5	-0.5
5/19/2023	12:07:23 PM	Baldwin Quarterly	mw258	1353.9	868	904.1	-0.5	-0.5
5/19/2023	12:10:23 PM	Baldwin Quarterly	mw258	1356.3	869	905.8	-0.5	-0.5
5/22/2023	10:32:08 AM	Baldwin Quarterly	MW-304	1731.7	1109	721.4	-0.3	-0.3
5/22/2023	10:35:08 AM	Baldwin Quarterly	MW-304	1720.1	1102	726.7	-0.3	-0.3
5/22/2023	10:38:08 AM	Baldwin Quarterly	MW-304	1715.9	1099	728.6	-0.3	-0.3

FILE CREATED: 5/24/2023 16:03

DATE	TIME	SITE	DATA ID	nLFCCond ($\mu\text{S}/\text{cm}$)	TDS (mg/L)	Resistivity (ohms-cm)	Sigma-T (s t)	Sigma (s)
5/22/2023	10:41:08 AM	Baldwin Quarterly	MW-304	1716.4	1099	727.6	-0.3	-0.3
5/22/2023	11:24:10 AM	Baldwin Quarterly	MW-104&DR	718.2	460	1760.1	-0.6	-0.6
5/22/2023	11:27:09 AM	Baldwin Quarterly	MW-104&DR	715.8	458	1765.9	-0.6	-0.6
5/22/2023	11:30:09 AM	Baldwin Quarterly	MW-104&DR	713.4	457	1769.9	-0.6	-0.6
5/22/2023	11:33:09 AM	Baldwin Quarterly	MW-104&DR	712.5	456	1772.3	-0.6	-0.6
5/22/2023	11:42:15 AM	Baldwin Quarterly	MW-104#SR	918.1	588	1389.1	-0.5	-0.5
5/22/2023	11:45:15 AM	Baldwin Quarterly	MW-104#SR	916.2	586	1390.7	-0.5	-0.5
5/22/2023	11:48:15 AM	Baldwin Quarterly	MW-104#SR	899.5	576	1415.2	-0.5	-0.5
5/22/2023	11:51:15 AM	Baldwin Quarterly	MW-104#SR	903.6	578	1407.6	-0.5	-0.5
5/22/2023	12:43:22 PM	Baldwin Quarterly	MW-377	820.9	526	1528	-0.6	-0.6
5/22/2023	12:46:22 PM	Baldwin Quarterly	MW-377	820.5	525	1523.1	-0.6	-0.6
5/22/2023	12:49:22 PM	Baldwin Quarterly	MW-377	820.5	525	1525.2	-0.6	-0.6
5/22/2023	12:52:22 PM	Baldwin Quarterly	MW-377	819.7	525	1525.1	-0.6	-0.6
5/22/2023	1:34:35 PM	Baldwin Quarterly	MW-384	2064.8	1325	578.1	-0.4	-0.4
5/22/2023	1:37:35 PM	Baldwin Quarterly	MW-384	2062	1323	578	-0.4	-0.4
5/22/2023	1:40:35 PM	Baldwin Quarterly	MW-384	2038.2	1308	585.3	-0.4	-0.4
5/22/2023	1:43:35 PM	Baldwin Quarterly	MW-384	1993.8	1279	599.3	-0.4	-0.4
5/22/2023	2:19:10 PM	Baldwin Quarterly	mw383	1086.4	698	1068.1	-1	-1
5/22/2023	2:22:10 PM	Baldwin Quarterly	mw383	1078.5	693	1073.7	-1.1	-1.1
5/22/2023	2:25:10 PM	Baldwin Quarterly	mw383	1072.2	689	1078.7	-1.1	-1.1
5/22/2023	2:28:10 PM	Baldwin Quarterly	mw383	1067.3	686	1084.6	-1.1	-1.1
5/22/2023	3:40:58 PM	Baldwin Quarterly	mw153	443.1	283	2916.8	-0.6	-0.6
5/22/2023	3:43:58 PM	Baldwin Quarterly	mw153	441	282	2941.3	-0.5	-0.5
5/22/2023	3:46:58 PM	Baldwin Quarterly	mw153	441.5	282	2940.9	-0.5	-0.5
5/22/2023	3:49:58 PM	Baldwin Quarterly	mw153	443.4	284	2934.3	-0.5	-0.5
5/22/2023	4:46:13 PM	Baldwin Quarterly	MW-155	668	427	1956.4	-0.4	-0.4
5/22/2023	4:49:13 PM	Baldwin Quarterly	MW-155	672.4	430	1930.2	-0.5	-0.5
5/22/2023	4:52:13 PM	Baldwin Quarterly	MW-155	670.9	429	1934.3	-0.5	-0.5
5/22/2023	4:55:13 PM	Baldwin Quarterly	MW-155	668.1	427	1950.6	-0.4	-0.4
5/22/2023	5:16:36 PM	Baldwin Quarterly	MW-355	629.6	403	2048.8	-0.5	-0.5
5/22/2023	5:19:36 PM	Baldwin Quarterly	MW-355	630.7	404	2037.5	-0.5	-0.5
5/22/2023	5:22:36 PM	Baldwin Quarterly	MW-355	636	407	2020.2	-0.5	-0.5
5/22/2023	5:25:36 PM	Baldwin Quarterly	MW-355	641.2	410	2004.3	-0.5	-0.5
5/23/2023	10:46:33 AM	Baldwin Quarterly	XPW02	686.9	440	1790	-0.8	-0.8

FILE CREATED: 5/24/2023 16:03

DATE	TIME	SITE	DATA ID	nLFCond ($\mu\text{S}/\text{cm}$)	TDS (mg/L)	Resistivity (ohms-cm)	Sigma-T (s t)	Sigma (s)
5/23/2023	10:49:33 AM	Baldwin Quarterly	XPW02	682.5	438	1772.1	-0.9	-0.9
5/23/2023	10:52:33 AM	Baldwin Quarterly	XPW02	686.6	440	1764.4	-0.9	-0.9
5/23/2023	10:55:33 AM	Baldwin Quarterly	XPW02	687.7	441	1757.8	-0.9	-0.9
5/23/2023	11:33:17 AM	Baldwin Quarterly	XPW05	610.6	392	1921.3	-1.1	-1.1
5/23/2023	11:36:17 AM	Baldwin Quarterly	XPW05	605	389	1940.6	-1.1	-1.1
5/23/2023	11:39:17 AM	Baldwin Quarterly	XPW05	599.7	385	1958.5	-1.1	-1.1
5/23/2023	11:42:17 AM	Baldwin Quarterly	XPW05	596.1	383	1965.9	-1.2	-1.2
5/23/2023	12:20:45 PM	Baldwin Quarterly	TPZ-164_pore	719.5	461	1730	-0.7	-0.7
5/23/2023	12:23:45 PM	Baldwin Quarterly	TPZ-164_pore	722.2	463	1705.5	-0.7	-0.7
5/23/2023	12:26:45 PM	Baldwin Quarterly	TPZ-164_pore	725.7	465	1712.4	-0.7	-0.7
5/23/2023	12:29:45 PM	Baldwin Quarterly	TPZ-164_pore	727.4	466	1716.3	-0.7	-0.7
5/23/2023	12:54:20 PM	Baldwin Quarterly	XPW04	642.2	411	2007.2	-0.5	-0.5
5/23/2023	12:57:20 PM	Baldwin Quarterly	XPW04	639.4	409	1978.3	-0.6	-0.6
5/23/2023	1:00:20 PM	Baldwin Quarterly	XPW04	638.6	409	1976.1	-0.6	-0.6
5/23/2023	1:03:20 PM	Baldwin Quarterly	XPW04	640	410	1976.5	-0.6	-0.6
5/23/2023	1:54:21 PM	Baldwin Quarterly	XPW01	404.3	259	3052.3	-0.9	-0.9
5/23/2023	1:57:21 PM	Baldwin Quarterly	XPW01	405.6	260	3001.8	-0.9	-0.9
5/23/2023	2:00:21 PM	Baldwin Quarterly	XPW01	406.3	260	3003.8	-0.9	-0.9
5/23/2023	2:03:21 PM	Baldwin Quarterly	XPW01	406.3	260	3003.9	-0.9	-0.9
5/23/2023	2:59:05 PM	Baldwin Quarterly	XPW06	655	420	1852.8	-0.9	-0.9
5/23/2023	3:02:05 PM	Baldwin Quarterly	XPW06	644.4	413	1862.5	-1	-1
5/23/2023	3:05:05 PM	Baldwin Quarterly	XPW06	643.5	413	1874	-0.9	-0.9
5/23/2023	3:08:05 PM	Baldwin Quarterly	XPW06	642.1	412	1884.4	-0.9	-0.9
5/23/2023	4:02:25 PM	Baldwin Quarterly	MW-306	445.9	286	2793.7	-0.8	-0.8
5/23/2023	4:05:25 PM	Baldwin Quarterly	MW-306	431.7	277	2875.5	-0.8	-0.8
5/23/2023	4:08:25 PM	Baldwin Quarterly	MW-306	445.4	285	2791.1	-0.8	-0.8
5/23/2023	4:11:25 PM	Baldwin Quarterly	MW-306	497.4	319	2497.3	-0.8	-0.8
5/23/2023	4:59:47 PM	Baldwin Quarterly	MW-307	2437.1	1561	511.5	0	0
5/23/2023	5:02:47 PM	Baldwin Quarterly	MW-307	2398	1537	507.3	-0.2	-0.2
5/23/2023	5:05:47 PM	Baldwin Quarterly	MW-307	2454.5	1572	509.2	0	0
5/23/2023	5:08:47 PM	Baldwin Quarterly	MW-307	2465.8	1579	508.4	0.1	0.1
5/23/2023	6:05:42 PM	Baldwin Quarterly	MW-204	986.5	632	1266.1	-0.6	-0.6
5/23/2023	6:08:42 PM	Baldwin Quarterly	MW-204	985.5	631	1277.5	-0.5	-0.5
5/23/2023	6:11:42 PM	Baldwin Quarterly	MW-204	984.6	630	1285	-0.5	-0.5

FILE CREATED: 5/24/2023 16:03

DATE	TIME	SITE	DATA ID	nLFCond (µS/cm)	TDS (mg/L)	Resistivity (ohms-cm)	Sigma-T (s t)	Sigma (s)
5/23/2023	6:35:59 PM	Baldwin Quarterly	MW-203	938	600	1347.3	-0.5	-0.5
5/23/2023	6:38:59 PM	Baldwin Quarterly	MW-203	939.7	601	1348.1	-0.5	-0.5
5/23/2023	6:41:59 PM	Baldwin Quarterly	MW-203	934.1	598	1357.4	-0.5	-0.5
5/23/2023	6:44:59 PM	Baldwin Quarterly	MW-203	934	598	1358.8	-0.5	-0.5
5/16/2023	11:04:39	Baldwin Quarterly	MW-392					
5/16/2023	11:07:39	Baldwin Quarterly	MW-392					
5/16/2023	11:10:39	Baldwin Quarterly	MW-392					
5/16/2023	12:23:06	Baldwin Quarterly	MW-356					
5/16/2023	12:26:06	Baldwin Quarterly	MW-356					
5/16/2023	12:29:06	Baldwin Quarterly	MW-356					
5/16/2023	14:18:46	Baldwin Quarterly	MW-370					
5/16/2023	14:21:46	Baldwin Quarterly	MW-370					
5/16/2023	14:24:46	Baldwin Quarterly	MW-370					
5/16/2023	14:57:42	Baldwin Quarterly	MW-369					
5/16/2023	15:00:42	Baldwin Quarterly	MW-369					
5/16/2023	15:03:42	Baldwin Quarterly	MW-369					
5/17/2023	16:24:24	Baldwin Quarterly	MW-391					
5/17/2023	16:27:24	Baldwin Quarterly	MW-391					
5/17/2023	16:30:24	Baldwin Quarterly	MW-391					
5/17/2023	16:33:24	Baldwin Quarterly	MW-391					
5/17/2023	16:36:24	Baldwin Quarterly	MW-391					
	12:41	Baldwin Quarterly	OW-156					
	12:44	Baldwin Quarterly	OW-156					
	12:47	Baldwin Quarterly	OW-156					

FILE CREATED: 5/24/2023 16:03

DATE	TIME	SITE	DATA ID	TSS (mg/L)	Turbidity (NTU)	ODO (mg/L)	ODO (mg/L)	pH	pH (mV)	ORP (mV)
5/15/2023	12:54:50 PM	Baldwin Quarterly	MW-194	0	9.78	1.61	1.61	6.49	14.8	124.6
5/15/2023	12:57:50 PM	Baldwin Quarterly	MW-194	0	7.25	1.77	1.77	6.49	14.7	118.1
5/15/2023	1:00:50 PM	Baldwin Quarterly	MW-194	0	17.18	1.68	1.68	6.5	14.3	112.3
5/15/2023	1:03:50 PM	Baldwin Quarterly	MW-194	0	4.43	1.57	1.57	6.5	14.1	106.7
5/15/2023	1:06:50 PM	Baldwin Quarterly	MW-194	0	6.6	1.65	1.65	6.5	13.9	102.2
5/15/2023	1:09:50 PM	Baldwin Quarterly	MW-194	0	5.04	1.82	1.82	6.51	13.4	97.8
5/15/2023	1:44:59 PM	Baldwin Quarterly	MW-394	0	2.89	1.55	1.55	7.98	-69.4	-278.9
5/15/2023	1:47:59 PM	Baldwin Quarterly	MW-394	0	0.36	1.45	1.45	8	-70.6	-292.5
5/15/2023	1:50:59 PM	Baldwin Quarterly	MW-394	0	1.77	1.49	1.49	8.04	-72.4	-293.8
5/15/2023	1:53:59 PM	Baldwin Quarterly	MW-394	0	-0.89	1.6	1.6	8.08	-74.7	-285.5
5/15/2023	2:47:15 PM	Baldwin Quarterly	MW-193	0	5.25	1.82	1.82	6.83	-4.5	-29.2
5/15/2023	2:50:15 PM	Baldwin Quarterly	MW-193	0	3.6	1.72	1.72	6.81	-3.3	-28.5
5/15/2023	2:53:15 PM	Baldwin Quarterly	MW-193	0	2.85	1.58	1.58	6.79	-2.5	-28.4
5/15/2023	2:56:15 PM	Baldwin Quarterly	MW-193	0	2.02	1.61	1.61	6.78	-1.9	-27.9
5/15/2023	3:34:22 PM	Baldwin Quarterly	mw393	0	0.95	1.14	1.14	8.33	-88.8	-288.6
5/15/2023	3:37:22 PM	Baldwin Quarterly	mw393	0	-0.75	1.1	1.1	8.32	-88.2	-297.5
5/15/2023	3:40:22 PM	Baldwin Quarterly	mw393	0	-1.29	1.11	1.11	8.3	-87.2	-302
5/15/2023	3:43:22 PM	Baldwin Quarterly	mw393	0	-1.79	1.12	1.12	8.28	-86.4	-306.3
5/16/2023	10:28:44 AM	Baldwin Quarterly	MW-192	0	15.31	1.59	1.59	6.33	20.7	-21
5/16/2023	10:31:44 AM	Baldwin Quarterly	MW-192	0	4.88	1.54	1.54	6.4	17.1	-45.7
5/16/2023	10:34:44 AM	Baldwin Quarterly	MW-192	0	10.15	1.28	1.28	6.47	13.3	-62
5/16/2023	10:37:44 AM	Baldwin Quarterly	MW-192	0	9.18	1.09	1.09	6.48	12.4	-71.7
5/16/2023	11:01:40 AM	Baldwin Quarterly	MW-392	0	9.59	2.61	2.61	7.27	-31.8	-60.3
5/16/2023	11:31:21 AM	Baldwin Quarterly	MW-392	0	2.98	2.11	2.11	7.71	-56.6	-84.6
5/16/2023	12:20:06 PM	Baldwin Quarterly	MW-356	0	3.69	2.24	2.24	7.77	-59.3	5.8
5/16/2023	2:15:46 PM	Baldwin Quarterly	MW-370	0	1.56	0.9	0.9	7.63	-52	36.7
5/16/2023	2:54:41 PM	Baldwin Quarterly	MW-369	0	2.71	2.64	2.64	7.36	-36.6	82
5/16/2023	3:33:38 PM	Baldwin Quarterly	MW-382	0	10.99	1.28	1.28	7.85	-64.3	49.3
5/16/2023	3:36:38 PM	Baldwin Quarterly	MW-382	0	12.66	1.17	1.17	7.78	-60.2	50
5/16/2023	3:39:38 PM	Baldwin Quarterly	MW-382	0	25.58	1.11	1.11	7.75	-58.3	49.5
5/16/2023	3:42:38 PM	Baldwin Quarterly	MW-382	0	44.14	1.12	1.12	7.72	-56.8	48.6
5/16/2023	4:12:00 PM	Baldwin Quarterly	OW-157	0	34.02	3.53	3.53	6.84	-7.5	87.9
5/16/2023	4:13:08 PM	Baldwin Quarterly	OW-157	0	31.84	4.04	4.04	6.69	0.6	73.5
5/16/2023	4:15:07 PM	Baldwin Quarterly	OW-157	0	31.59	3.8	3.8	6.53	9.8	63.6

FILE CREATED: 5/24/2023 16:03

DATE	TIME	SITE	DATA ID	TSS (mg/L)	Turbidity (NTU)	ODO (mg/L)	ODO (mg/L)	pH	pH (mV)	ORP (mV)
5/16/2023	4:39:32 PM	Baldwin Quarterly	MW-366	0	5.83	1.76	1.76	6.86	-9	94.8
5/16/2023	4:42:32 PM	Baldwin Quarterly	MW-366	0	3.77	1.86	1.86	6.87	-9.2	93.7
5/16/2023	4:45:32 PM	Baldwin Quarterly	MW-366	0	3.18	1.76	1.76	6.87	-9.2	93.6
5/16/2023	4:48:32 PM	Baldwin Quarterly	MW-366	0	2.79	1.84	1.84	6.86	-8.7	94.7
5/17/2023	11:07:50 AM	Baldwin Quarterly	OW-256	0	16.4	0.78	0.78	6.65	1.7	13.7
5/17/2023	11:10:50 AM	Baldwin Quarterly	OW-256	0	11.79	0.78	0.78	6.66	1.1	7.2
5/17/2023	11:13:50 AM	Baldwin Quarterly	OW-256	0	8.07	0.78	0.78	6.67	1	3.2
5/17/2023	11:16:50 AM	Baldwin Quarterly	OW-256	0	5.43	0.77	0.77	6.67	0.8	0.2
5/17/2023	11:44:55 AM	Baldwin Quarterly	PZ-170	0	6.94	1.02	1.02	6.55	7.3	-74.1
5/17/2023	11:47:55 AM	Baldwin Quarterly	PZ-170	0	5.3	0.95	0.95	6.52	8.9	-72.2
5/17/2023	11:50:55 AM	Baldwin Quarterly	PZ-170	0	4.42	0.96	0.96	6.52	9.5	-68.7
5/17/2023	11:53:55 AM	Baldwin Quarterly	PZ-170	0	3.69	0.93	0.93	6.52	9.2	-67.4
5/17/2023	12:47:00 PM	Baldwin Quarterly	OW-257	0	25.39	0.93	0.93	6.83	-8.4	-68.7
5/17/2023	12:50:00 PM	Baldwin Quarterly	OW-257	0	108.75	0.9	0.9	6.83	-8	-66.2
5/17/2023	2:12:05 PM	Baldwin Quarterly	PZ-182	0	37	0.76	0.76	6.65	1.8	-80.7
5/17/2023	2:15:05 PM	Baldwin Quarterly	PZ-182	0	34.27	0.74	0.74	6.64	2.3	-74.7
5/17/2023	2:18:05 PM	Baldwin Quarterly	PZ-182	0	35.08	0.74	0.74	6.63	2.7	-70.3
5/17/2023	2:21:05 PM	Baldwin Quarterly	PZ-182	0	35.76	0.73	0.73	6.63	2.9	-67.1
5/17/2023	3:05:38 PM	Baldwin Quarterly	MW-390	0	8.87	0.87	0.87	7.16	-26.7	-72.5
5/17/2023	3:08:38 PM	Baldwin Quarterly	MW-390	0	4.68	0.83	0.83	7.1	-23.5	-64.6
5/17/2023	3:16:01 PM	Baldwin Quarterly	MW-390	0	1.41	0.78	0.78	7.03	-19.1	-50.7
5/17/2023	3:19:01 PM	Baldwin Quarterly	MW-390	0	2.52	0.77	0.77	6.94	-14.4	-44.7
5/17/2023	3:22:01 PM	Baldwin Quarterly	MW-390	0	1.47	0.77	0.77	6.86	-9.7	-37.3
5/17/2023	3:25:01 PM	Baldwin Quarterly	MW-390	0	2.48	0.76	0.76	6.83	-8.1	-32
5/17/2023	4:21:25 PM	Baldwin Quarterly	MW-391	0	10.54	0.97	0.97	7.8	-62.2	56.5
5/18/2023	10:28:30 AM	Baldwin Quarterly	MW-350	0	5.11	1.24	1.24	11.41	-262.4	-107.8
5/18/2023	10:31:30 AM	Baldwin Quarterly	MW-350	0	2.29	1.14	1.14	11.41	-262.1	-115.4
5/18/2023	10:34:30 AM	Baldwin Quarterly	MW-350	0	1.66	0.98	0.98	11.41	-262.3	-118
5/18/2023	10:37:30 AM	Baldwin Quarterly	MW-350	0	2.27	0.96	0.96	11.41	-262.3	-123.4
5/18/2023	11:10:29 AM	Baldwin Quarterly	MW-150	0	5.49	2.05	2.05	7.39	-39.2	-97.5
5/18/2023	11:13:29 AM	Baldwin Quarterly	MW-150	0	2.53	2.1	2.1	7.19	-27.9	-34.4
5/18/2023	11:16:29 AM	Baldwin Quarterly	MW-150	0	1.61	2.09	2.09	7.11	-23.2	-0.3
5/18/2023	11:19:29 AM	Baldwin Quarterly	MW-150	0	1	2.21	2.21	7.06	-20.9	19.5
5/18/2023	12:23:27 PM	Baldwin Quarterly	MW-375	0	5.18	1.05	1.05	7.8	-62.1	-5.4

FILE CREATED: 5/24/2023 16:03

DATE	TIME	SITE	DATA ID	TSS (mg/L)	Turbidity (NTU)	ODO (mg/L)	ODO (mg/L)	pH	pH (mV)	ORP (mV)
5/18/2023	12:26:27 PM	Baldwin Quarterly	MW-375	0	2.74	0.9	0.9	7.76	-59.7	-5
5/18/2023	12:29:27 PM	Baldwin Quarterly	MW-375	0	1.63	0.85	0.85	7.74	-58.5	2.5
5/18/2023	12:32:27 PM	Baldwin Quarterly	MW-375	0	0.96	0.83	0.83	7.74	-58.5	7.3
5/18/2023	1:39:22 PM	Baldwin Quarterly	MW-151	0	7.74	1.01	1.01	6.79	-5.7	125.7
5/18/2023	1:42:22 PM	Baldwin Quarterly	MW-151	0	5.4	1.05	1.05	6.78	-5.4	126.1
5/18/2023	1:45:22 PM	Baldwin Quarterly	MW-151	0	20.74	1.38	1.38	6.81	-6.9	125.5
5/18/2023	1:48:22 PM	Baldwin Quarterly	MW-151	0	69.96	1.48	1.48	6.82	-7.4	125.3
5/18/2023	3:14:10 PM	Baldwin Quarterly	MW-152	0	21.16	0.83	0.83	6.92	-13	129.4
5/18/2023	3:17:10 PM	Baldwin Quarterly	MW-152	0	17.84	0.83	0.83	6.92	-13.2	128.3
5/18/2023	3:20:10 PM	Baldwin Quarterly	MW-152	0	14.3	0.82	0.82	6.93	-13.4	127.2
5/18/2023	3:23:10 PM	Baldwin Quarterly	MW-152	0	11.56	0.81	0.81	6.93	-13.6	126.3
5/18/2023	3:44:25 PM	Baldwin Quarterly	MW-252	0	17.59	1.71	1.71	6.74	-3.2	83.9
5/18/2023	3:47:25 PM	Baldwin Quarterly	MW-252	0	14.57	1.62	1.62	6.74	-3.2	76
5/18/2023	3:50:25 PM	Baldwin Quarterly	MW-252	0	11.66	1.48	1.48	6.75	-3.5	69.3
5/18/2023	3:53:25 PM	Baldwin Quarterly	MW-252	0	10.02	1.19	1.19	6.75	-3.4	62.5
5/18/2023	4:01:52 PM	Baldwin Quarterly	MW-352	0	1	1.74	1.74	7.25	-31.1	-0.4
5/18/2023	4:04:52 PM	Baldwin Quarterly	MW-352	0	2.67	0.99	0.99	7.32	-35.1	-50.4
5/18/2023	4:07:52 PM	Baldwin Quarterly	MW-352	0	4.29	0.89	0.89	7.38	-38.5	-93.9
5/18/2023	4:10:52 PM	Baldwin Quarterly	MW-352	0	2.99	0.8	0.8	7.41	-40.3	-118.8
5/19/2023	10:46:19 AM	Baldwin Quarterly	MW-158!R	0	15.41	1.85	1.85	6.62	2.2	179.1
5/19/2023	10:49:19 AM	Baldwin Quarterly	MW-158!R	0	22.71	1.76	1.76	6.62	2.2	176.9
5/19/2023	10:52:19 AM	Baldwin Quarterly	MW-158!R	0	30.08	1.85	1.85	6.6	3.2	175.9
5/19/2023	10:55:19 AM	Baldwin Quarterly	MW-158!R	0	43.15	1.74	1.74	6.59	3.8	174.9
5/19/2023	11:19:13 AM	Baldwin Quarterly	mw358	0	5.1	2.38	2.38	7.5	-47.6	22
5/19/2023	11:22:13 AM	Baldwin Quarterly	mw358	0	4.01	1.58	1.58	7.57	-51.2	-13.3
5/19/2023	11:25:13 AM	Baldwin Quarterly	mw358	0	3.52	1.29	1.29	7.6	-53	-58.2
5/19/2023	11:28:13 AM	Baldwin Quarterly	mw358	0	2.77	1.2	1.2	7.62	-53.9	-91.4
5/19/2023	12:01:23 PM	Baldwin Quarterly	mw258	0	12.43	1.71	1.71	8.44	-100.3	-112.5
5/19/2023	12:04:23 PM	Baldwin Quarterly	mw258	0	7.09	1.49	1.49	8.38	-96.5	-144.1
5/19/2023	12:07:23 PM	Baldwin Quarterly	mw258	0	4.97	1.39	1.39	8.35	-95.1	-151.8
5/19/2023	12:10:23 PM	Baldwin Quarterly	mw258	0	5.41	1.42	1.42	8.34	-94.4	-157.2
5/22/2023	10:32:08 AM	Baldwin Quarterly	MW-304	0	0.4	0.98	0.98	7.53	-49.2	119.2
5/22/2023	10:35:08 AM	Baldwin Quarterly	MW-304	0	-0.14	0.86	0.86	7.51	-48.5	117.8
5/22/2023	10:38:08 AM	Baldwin Quarterly	MW-304	0	-0.34	0.86	0.86	7.51	-48.2	116.7

FILE CREATED: 5/24/2023 16:03

DATE	TIME	SITE	DATA ID	TSS (mg/L)	Turbidity (NTU)	ODO (mg/L)	ODO (mg/L)	pH	pH (mV)	ORP (mV)
5/22/2023	10:41:08 AM	Baldwin Quarterly	MW-304	0	-0.2	0.81	0.81	7.51	-48.4	115.5
5/22/2023	11:24:10 AM	Baldwin Quarterly	MW-104&DR	0	0.17	1.33	1.33	6.75	-7.8	126.7
5/22/2023	11:27:09 AM	Baldwin Quarterly	MW-104&DR	0	0.01	1.19	1.19	6.73	-6.6	130.3
5/22/2023	11:30:09 AM	Baldwin Quarterly	MW-104&DR	0	-0.16	1.03	1.03	6.72	-6.1	132.4
5/22/2023	11:33:09 AM	Baldwin Quarterly	MW-104&DR	0	-0.2	0.99	0.99	6.72	-5.9	133.7
5/22/2023	11:42:15 AM	Baldwin Quarterly	MW-104#SR	0	2.38	0.89	0.89	6.39	11.6	77.5
5/22/2023	11:45:15 AM	Baldwin Quarterly	MW-104#SR	0	1.29	0.83	0.83	6.39	11.4	59.9
5/22/2023	11:48:15 AM	Baldwin Quarterly	MW-104#SR	0	0.82	0.86	0.86	6.42	9.8	40.9
5/22/2023	11:51:15 AM	Baldwin Quarterly	MW-104#SR	0	0.56	0.85	0.85	6.44	8.8	23.4
5/22/2023	12:43:22 PM	Baldwin Quarterly	MW-377	0	5.92	0.94	0.94	7.06	-24.3	103
5/22/2023	12:46:22 PM	Baldwin Quarterly	MW-377	0	7.64	1.3	1.3	7.02	-22.1	105.5
5/22/2023	12:49:22 PM	Baldwin Quarterly	MW-377	0	4.95	1.62	1.62	7.01	-21.6	107.2
5/22/2023	12:52:22 PM	Baldwin Quarterly	MW-377	0	2.39	1.85	1.85	7.01	-21.5	108.5
5/22/2023	1:34:35 PM	Baldwin Quarterly	MW-384	0	7.22	0.91	0.91	8.11	-80.5	58.9
5/22/2023	1:37:35 PM	Baldwin Quarterly	MW-384	0	9.07	0.88	0.88	8.06	-78.1	58.8
5/22/2023	1:40:35 PM	Baldwin Quarterly	MW-384	0	12.45	0.87	0.87	7.88	-68.2	62.8
5/22/2023	1:43:35 PM	Baldwin Quarterly	MW-384	0	10.47	0.94	0.94	7.66	-56.4	69.1
5/22/2023	2:19:10 PM	Baldwin Quarterly	mw383	0	3.35	0.81	0.81	7.62	-54.3	86
5/22/2023	2:22:10 PM	Baldwin Quarterly	mw383	0	7.48	0.79	0.79	7.54	-50.1	90
5/22/2023	2:25:10 PM	Baldwin Quarterly	mw383	0	9.49	0.76	0.76	7.51	-48.5	84.3
5/22/2023	2:28:10 PM	Baldwin Quarterly	mw383	0	9.52	0.74	0.74	7.49	-47.7	69.5
5/22/2023	3:40:58 PM	Baldwin Quarterly	mw153	0	1.66	2.26	2.26	7.7	-58.4	101.4
5/22/2023	3:43:58 PM	Baldwin Quarterly	mw153	0	3.45	2.37	2.37	7.47	-45.9	108.2
5/22/2023	3:46:58 PM	Baldwin Quarterly	mw153	0	18.12	2.45	2.45	7.31	-37.4	113.2
5/22/2023	3:49:58 PM	Baldwin Quarterly	mw153	0	41.97	2.54	2.54	7.19	-31.3	117.2
5/22/2023	4:46:13 PM	Baldwin Quarterly	MW-155	0	5.99	1.32	1.32	7.03	-22.4	137.3
5/22/2023	4:49:13 PM	Baldwin Quarterly	MW-155	0	3.98	1.24	1.24	6.96	-18.9	139.9
5/22/2023	4:52:13 PM	Baldwin Quarterly	MW-155	0	3.54	1.18	1.18	6.94	-17.6	141.3
5/22/2023	4:55:13 PM	Baldwin Quarterly	MW-155	0	2.41	1.1	1.1	6.92	-16.8	142.2
5/22/2023	5:16:36 PM	Baldwin Quarterly	MW-355	0	1.7	4.07	4.07	7.13	-27.9	94.4
5/22/2023	5:19:36 PM	Baldwin Quarterly	MW-355	0	1.52	3.61	3.61	7.08	-25.2	100.4
5/22/2023	5:22:36 PM	Baldwin Quarterly	MW-355	0	1.71	3.3	3.3	7.03	-22.6	104.6
5/22/2023	5:25:36 PM	Baldwin Quarterly	MW-355	0	1.22	2.9	2.9	6.98	-19.7	108
5/23/2023	10:46:33 AM	Baldwin Quarterly	XPW02	0	16.15	0.79	0.79	6.94	-14.9	22.4

FILE CREATED: 5/24/2023 16:03

DATE	TIME	SITE	DATA ID	TSS (mg/L)	Turbidity (NTU)	ODO (mg/L)	ODO (mg/L)	pH	pH (mV)	ORP (mV)
5/23/2023	10:49:33 AM	Baldwin Quarterly	XPW02	0	12.06	0.78	0.78	6.98	-16.9	-11.7
5/23/2023	10:52:33 AM	Baldwin Quarterly	XPW02	0	7.65	0.77	0.77	7.01	-19	-36.8
5/23/2023	10:55:33 AM	Baldwin Quarterly	XPW02	0	6.39	0.76	0.76	7.05	-20.6	-55.6
5/23/2023	11:33:17 AM	Baldwin Quarterly	XPW05	0	14.03	0.72	0.72	7.07	-21.7	-36.3
5/23/2023	11:36:17 AM	Baldwin Quarterly	XPW05	0	8.72	0.72	0.72	7.11	-23.9	-54.6
5/23/2023	11:39:17 AM	Baldwin Quarterly	XPW05	0	5.49	0.71	0.71	7.14	-25.5	-67
5/23/2023	11:42:17 AM	Baldwin Quarterly	XPW05	0	4.27	0.7	0.7	7.16	-26.9	-76
5/23/2023	12:20:45 PM	Baldwin Quarterly	TPZ-164_pore	0	5.72	1.06	1.06	7.23	-30.3	25.1
5/23/2023	12:23:45 PM	Baldwin Quarterly	TPZ-164_pore	0	3.03	0.97	0.97	7.15	-25.9	-29.1
5/23/2023	12:26:45 PM	Baldwin Quarterly	TPZ-164_pore	0	2.6	0.94	0.94	7.15	-26.2	-55.6
5/23/2023	12:29:45 PM	Baldwin Quarterly	TPZ-164_pore	0	2.23	0.88	0.88	7.15	-26.4	-71.2
5/23/2023	12:54:20 PM	Baldwin Quarterly	XPW04	0	12.58	2.34	2.34	8.2	-81.7	32.1
5/23/2023	12:57:20 PM	Baldwin Quarterly	XPW04	0	7.77	2.29	2.29	8.23	-83.4	3.1
5/23/2023	1:00:20 PM	Baldwin Quarterly	XPW04	0	5.11	2.5	2.5	8.24	-84	-17.8
5/23/2023	1:03:20 PM	Baldwin Quarterly	XPW04	0	4.76	2.29	2.29	8.23	-83.6	-35.5
5/23/2023	1:54:21 PM	Baldwin Quarterly	XPW01	0	10.19	1.59	1.59	7.07	-21.7	35.6
5/23/2023	1:57:21 PM	Baldwin Quarterly	XPW01	0	7.23	1.39	1.39	7.02	-19.2	17.5
5/23/2023	2:00:21 PM	Baldwin Quarterly	XPW01	0	4.93	1.52	1.52	7.01	-18.9	3.9
5/23/2023	2:03:21 PM	Baldwin Quarterly	XPW01	0	4.11	1.56	1.56	7	-18.2	-5.5
5/23/2023	2:59:05 PM	Baldwin Quarterly	XPW06	0	1.15	1.17	1.17	7.24	-31.2	-50.2
5/23/2023	3:02:05 PM	Baldwin Quarterly	XPW06	0	0.9	1.21	1.21	7.22	-30.1	-70.8
5/23/2023	3:05:05 PM	Baldwin Quarterly	XPW06	0	0.69	1.06	1.06	7.22	-30.1	-81.9
5/23/2023	3:08:05 PM	Baldwin Quarterly	XPW06	0	0.39	0.99	0.99	7.23	-30.7	-88.5
5/23/2023	4:02:25 PM	Baldwin Quarterly	MW-306	0	1.02	0.94	0.94	10.49	-204.1	-13.6
5/23/2023	4:05:25 PM	Baldwin Quarterly	MW-306	0	1	0.96	0.96	10.38	-198.6	-12.6
5/23/2023	4:08:25 PM	Baldwin Quarterly	MW-306	0	0.63	1.56	1.56	10.8	-220.6	-19.1
5/23/2023	4:11:25 PM	Baldwin Quarterly	MW-306	0	0.55	2.3	2.3	11.14	-238.8	-29.6
5/23/2023	4:59:47 PM	Baldwin Quarterly	MW-307	0	9.39	1.07	1.07	11.97	-282.8	-43.4
5/23/2023	5:02:47 PM	Baldwin Quarterly	MW-307	0	10.65	0.93	0.93	11.95	-283	-52.4
5/23/2023	5:05:47 PM	Baldwin Quarterly	MW-307	0	7.23	0.85	0.85	12.01	-285	-58.6
5/23/2023	5:08:47 PM	Baldwin Quarterly	MW-307	0	5.11	0.87	0.87	12.03	-286.1	-63.4
5/23/2023	6:05:42 PM	Baldwin Quarterly	MW-204	0	2.37	0.93	0.93	7.75	-58	-80.9
5/23/2023	6:08:42 PM	Baldwin Quarterly	MW-204	0	2.79	0.85	0.85	7.69	-55.1	-101.6
5/23/2023	6:11:42 PM	Baldwin Quarterly	MW-204	0	2.84	0.85	0.85	7.67	-53.6	-112.7

FILE CREATED: 5/24/2023 16:03

DATE	TIME	SITE	DATA ID	TSS (mg/L)	Turbidity (NTU)	ODO (mg/L)	ODO (mg/L)	pH	pH (mV)	ORP (mV)
5/23/2023	6:35:59 PM	Baldwin Quarterly	MW-203	0	5.49	0.91	0.91	7.72	-56.2	-9.9
5/23/2023	6:38:59 PM	Baldwin Quarterly	MW-203	0	1.82	0.89	0.89	7.65	-52.9	-14.1
5/23/2023	6:41:59 PM	Baldwin Quarterly	MW-203	0	1	0.8	0.8	7.61	-50.7	-19.8
5/23/2023	6:44:59 PM	Baldwin Quarterly	MW-203	0	0.77	0.78	0.78	7.6	-49.9	-25.3
5/16/2023	11:04:39	Baldwin Quarterly	MW-392		18.04	1.8	1.8	7.48		-104.1
5/16/2023	11:07:39	Baldwin Quarterly	MW-392		8	1.66	1.66	7.52		-115
5/16/2023	11:10:39	Baldwin Quarterly	MW-392		5.99	1.67	1.67	7.54		-120.6
5/16/2023	12:23:06	Baldwin Quarterly	MW-356		5.66	2.01	2.01	7.74		7.1
5/16/2023	12:26:06	Baldwin Quarterly	MW-356		7.66	1.82	1.82	7.71		6.2
5/16/2023	12:29:06	Baldwin Quarterly	MW-356		9.57	1.6	1.6	7.69		4.8
5/16/2023	14:18:46	Baldwin Quarterly	MW-370		1.52	0.86	0.86	7.57		37.2
5/16/2023	14:21:46	Baldwin Quarterly	MW-370		1.52	0.83	0.83	7.514		36.8
5/16/2023	14:24:46	Baldwin Quarterly	MW-370		1.5	0.81	0.81	7.47		35.9
5/16/2023	14:57:42	Baldwin Quarterly	MW-369		7.38	1.48	1.48	7.34		-45.7
5/16/2023	15:00:42	Baldwin Quarterly	MW-369		8.31	1.62	1.62	7.11		-32
5/16/2023	15:03:42	Baldwin Quarterly	MW-369		3.31	1.61	1.61	7.02		-21.2
5/17/2023	16:24:24	Baldwin Quarterly	MW-391		10.42	1.11	1.11	7.78		56.5
5/17/2023	16:27:24	Baldwin Quarterly	MW-391		12.4	1.21	1.21	7.76		56.3
5/17/2023	16:30:24	Baldwin Quarterly	MW-391		13.51	1.2	1.2	7.76		55.7
5/17/2023	16:33:24	Baldwin Quarterly	MW-391		16.67	1.16	1.16	7.77		54.8
5/17/2023	16:36:24	Baldwin Quarterly	MW-391		18.7	1.07	1.07	7.78		53.4
	12:41	Baldwin Quarterly	OW-156		5.89	2.16	2.16	7.77		6.5
	12:44	Baldwin Quarterly	OW-156		4.62	2.2	2.2	7.77		6.2
	12:47	Baldwin Quarterly	OW-156		3.69	2.24	2.24	7.77		5.8

Site Sampling Event	Baldwin 2Q 2023
LIMS Workorder	23050523
Technician	TAC/BG

Well ID	Date	Time	Time (adj)	Temp (deg C)	Temp (deg F)	pH (SU)	Sp Cond (µS/cm)	Sp Cond (µmhos/cm @25C)	ODO (mg/L)
MW-104#SR	5/22/2023	11:51	1151	14.5	58.1	6.44	889.6	889.6	0.85
MW-104&DR	5/22/2023	11:33	1133	14.7	58.46	6.72	701.7	701.7	0.99
MW-150	5/18/2023	11:19	1119	13.6	56.48	7.06	2218.7	2218.7	2.21
MW-151	5/18/2023	13:48	1348	12.6	54.68	6.82	991.2	991.2	1.48
MW-152	5/18/2023	15:23	1523	12.7	54.86	6.93	1093.8	1093.8	0.81
mw153	5/22/2023	15:49	1549	13.5	56.3	7.19	436.2	436.2	2.54
Well ID	Date	Time	Time (adj)	Temp (deg C)	Temp (deg F)	pH (SU)	Sp Cond (µS/cm)	Sp Cond (µmhos/cm @25C)	ODO (mg/L)
MW-155	5/22/2023	16:55	1655	13.5	56.3	6.92	657.3	657.3	1.1
MW-158!R	5/19/2023	10:55	1055	14.8	58.64	6.59	903.3	903.3	1.74
MW-192	5/16/2023	10:37	1037	16.1	60.98	6.48	809.1	809.1	1.09
MW-193	5/15/2023	14:56	1456	17.2	62.96	6.78	973.7	973.7	1.61
MW-194	5/15/2023	13:09	1309	16.9	62.42	6.51	876.2	876.2	1.82
MW-203	5/23/2023	18:44	1844	14.5	58.1	7.6	919.7	919.7	0.78
MW-204	5/23/2023	18:11	1811	14.7	58.46	7.67	969.6	969.6	0.85
MW-252	5/18/2023	15:53	1553	14.3	57.74	6.75	1692.6	1692.6	1.19
Well ID	Date	Time	Time (adj)	Temp (deg C)	Temp (deg F)	pH (SU)	Sp Cond (µS/cm)	Sp Cond (µmhos/cm @25C)	ODO (mg/L)
mw258	5/19/2023	12:10	1210	15.9	60.62	8.34	1337.2	1337.2	1.42
MW-304	5/22/2023	10:41	1041	15.2	59.36	7.51	1691.1	1691.1	0.81
MW-306	5/23/2023	16:11	1611	15.4	59.72	11.14	490.2	490.2	2.3
MW-307	5/23/2023	17:08	1708	15	59	12.03	2429	2429	0.87
MW-350	5/18/2023	10:37	1037	14.1	57.38	11.41	1237.7	1237.7	0.96
MW-352	5/18/2023	16:10	1610	14.8	58.64	7.41	2161.6	2161.6	0.8
MW-355	5/22/2023	17:25	1725	14	57.2	6.98	631.1	631.1	2.9
MW-356	5/16/2023	12:29	1229	15.3	59.54	7.69	1166	1166	1.6
mw358	5/19/2023	11:28	1128	18.2	64.76	7.62	5638	5638	1.2
MW-366	5/16/2023	16:48	1648	14.5	58.1	6.86	1577.7	1577.7	1.84
MW-369	5/16/2023	15:03	1503	15.2	59.36	7.02	1213	1213	1.61
MW-370	5/16/2023	14:24	1424	15.7	60.26	7.47	5461	5461	0.81
MW-375	5/18/2023	12:32	1232	15	59	7.74	1619.5	1619.5	0.83
MW-377	5/22/2023	12:52	1252	15.2	59.36	7.01	807.5	807.5	1.85
MW-382	5/16/2023	15:42	1542	15.4	59.72	7.72	1844.8	1844.8	1.12
mw383	5/22/2023	14:28	1428	18.4	65.12	7.49	1055.4	1055.4	0.74
MW-384	5/22/2023	13:43	1343	17	62.6	7.66	1968.2	1968.2	0.94
MW-390	5/17/2023	15:25	1525	15.4	59.72	6.83	1074.8	1074.8	0.76
MW-391	5/17/2023	16:36	1636	15.6	60.08	7.78	3126	3126	1.07
MW-392	5/16/2023	11:10	1110	16.5	61.7	7.54	3561	3561	1.67

Site Sampling Event	Baldwin 2Q 2023
LIMS Workorder	23050523
Technician	TAC/BG

Well ID	Date	Time	Time (adj)	Temp (deg C)	Temp (deg F)	pH (SU)	Sp Cond (µS/cm)	Sp Cond (µmhos/cm @25C)	ODO (mg/L)
mw393	5/15/2023	15:43	1543	17.7	63.86	8.28	4214.5	4214.5	1.12
MW-394	5/15/2023	13:53	1353	17.7	63.86	8.08	4089.8	4089.8	1.6
OW-156	5/16/2023	12:47	1247	15.3	59.54	7.77	1248.7	1248.7	2.24
OW-157	5/16/2023	16:15	1615	13.4	56.12	6.53	4293	4293	3.8
OW-257	5/17/2023	12:50	1250	14.7	58.46	6.83	1214	1214	0.9
Well ID	Date	Time	Time (adj)	Temp (deg C)	Temp (deg F)	pH (SU)	Sp Cond (µS/cm)	Sp Cond (µmhos/cm @25C)	ODO (mg/L)
PZ-170	5/17/2023	11:53	1153	15.9	60.62	6.52	1750.3	1750.3	0.93
PZ-182	5/17/2023	14:21	1421	15.4	59.72	6.63	1156.8	1156.8	0.73
Well ID	Date	Time	Time (adj)	Temp (deg C)	Temp (deg F)	pH (SU)	Sp Cond (µS/cm)	Sp Cond (µmhos/cm @25C)	ODO (mg/L)
TPZ-164_pore	5/23/2023	12:29	1229	15.2	59.36	7.15	716.6	716.6	0.88
XPW01	5/23/2023	14:03	1403	16.1	60.98	7	400.6	400.6	1.56
XPW02	5/23/2023	10:55	1055	16.5	61.7	7.05	678.5	678.5	0.76
XPW04	5/23/2023	13:03	1303	14.7	58.46	8.23	630.2	630.2	2.29
XPW05	5/23/2023	11:42	1142	17.9	64.22	7.16	589	589	0.7
XPW06	5/23/2023	15:08	1508	16.5	61.7	7.23	633.5	633.5	0.99
Well ID	Date	Time	Time (adj)	Temp (deg C)	Temp (deg F)	pH (SU)	Sp Cond (µS/cm)	Sp Cond (µmhos/cm @25C)	ODO (mg/L)
Well ID	Date	Time	Time (adj)	Temp (deg C)	Temp (deg F)	pH (SU)	Sp Cond (µS/cm)	Sp Cond (µmhos/cm @25C)	ODO (mg/L)
OW-256	5/17/2023	11:16	1116	15.5	59.9	6.67	901.4	901.4	0.77

Site Sampling Event	Baldwin 2Q 2023
LIMS Workorder	23050523
Technician	TAC/BG

Well ID	Date	Turbidity (NTU)	ORP (mV)	Purge Volume (gal)	DTB (ft)	DTW (ft)	MP Elev (ft)	GW Elev (ft)	LIMS ID
MW-104#SR	5/22/2023	0.56	23.4			10.25			23050523-001A
MW-104&DR	5/22/2023	-0.2	133.7			10.28			23050523-002A
MW-150	5/18/2023	1	19.5			18.67			23050523-003A
MW-151	5/18/2023	69.96	125.3			5.58			23050523-004A
MW-152	5/18/2023	11.56	126.3			6.5			23050523-005A
mw153	5/22/2023	41.97	117.2			12.86			23050523-006A
Well ID	Date	Turbidity (NTU)	ORP (mV)	Purge Volume (gal)		DRY			23050523-007A
MW-155	5/22/2023	2.41	142.2			17.67			23050523-008A
MW-158!R	5/19/2023	43.15	174.9			6.23			23050523-009A
MW-192	5/16/2023	9.18	-71.7			8.25			23050523-010A
MW-193	5/15/2023	2.02	-27.9			9.94			23050523-011A
MW-194	5/15/2023	5.04	97.8			7.47			23050523-012A
MW-203	5/23/2023	0.77	-25.3			19.15			23050523-013A
MW-204	5/23/2023	2.84	-112.7			15.68			23050523-014A
MW-252	5/18/2023	10.02	62.5			2.13			23050523-015A
Well ID	Date	Turbidity (NTU)	ORP (mV)	Purge Volume (gal)		13.6			23050523-016A
mw258	5/19/2023	5.41	-157.2			12.94			23050523-017A
MW-304	5/22/2023	-0.2	115.5			9.53			23050523-018A
MW-306	5/23/2023	0.55	-29.6			17.11			23050523-019A
MW-307	5/23/2023	5.11	-63.4			6.53			23050523-020A
MW-350	5/18/2023	2.27	-123.4			23.74			23050523-021A
MW-352	5/18/2023	2.99	-118.8			3.27			23050523-022A
MW-355	5/22/2023	1.22	108			22.98			23050523-023A
MW-356	5/16/2023	9.57	4.8			4.23			23050523-024A
mw358	5/19/2023	2.77	-91.4			42.92			23050523-025A
MW-366	5/16/2023	2.79	94.7			13.19			23050523-026A
MW-369	5/16/2023	3.31	-21.2			10.39			23050523-027A
MW-370	5/16/2023	1.5	35.9			18.1			23050523-028A
MW-375	5/18/2023	0.96	7.3			32.21			23050523-029A
MW-377	5/22/2023	2.39	108.5			5.65			23050523-030A
MW-382	5/16/2023	44.14	48.6			16.14			23050523-031A
mw383	5/22/2023	9.52	69.5			19.16			23050523-032A
MW-384	5/22/2023	10.47	69.1			14.69			23050523-033A
MW-390	5/17/2023	2.48	-32			6.2			23050523-034A
MW-391	5/17/2023	18.7	53.4			60.74			23050523-035A
MW-392	5/16/2023	5.99	-120.6			8.58			23050523-036A

Site Sampling Event	Baldwin 2Q 2023
LIMS Workorder	23050523
Technician	TAC/BG

Well ID	Date	Turbidity (NTU)	ORP (mV)	Purge Volume (gal)	DTB (ft)	DTW (ft)	MP Elev (ft)	GW Elev (ft)	LIMS ID
mw393	5/15/2023	-1.79	-306.3			8.21			23050523-037A
MW-394	5/15/2023	-0.89	-285.5			6.27			23050523-038A
OW-156	5/16/2023	3.69	5.8			6.22			23050523-039A
OW-157	5/16/2023	31.59	63.6			6.05			23050523-040A
OW-257	5/17/2023	108.75	-66.2			5.14			23050523-042A
Well ID	Date	Turbidity (NTU)	ORP (mV)	Purge Volume (gal)		10.79			23050523-043A
PZ-170	5/17/2023	3.69	-67.4			15.11			23050523-044A
PZ-182	5/17/2023	35.76	-67.1			16.91			23050523-045A
Well ID	Date	Turbidity (NTU)	ORP (mV)	Purge Volume (gal)		3.99			23050523-046A
TPZ-164_pore	5/23/2023	2.23	-71.2			3.91			23050523-047A
XPW01	5/23/2023	4.11	-5.5			10.3			23050523-048A
XPW02	5/23/2023	6.39	-55.6			4.75			23050523-049A
XPW04	5/23/2023	4.76	-35.5			8.19			23050523-050A
XPW05	5/23/2023	4.27	-76			4.69			23050523-051A
XPW06	5/23/2023	0.39	-88.5			2.75			23050523-052A
Well ID	Date	Turbidity (NTU)	ORP (mV)	Purge Volume (gal)		9.43			23050523-053A
Well ID	Date	Turbidity (NTU)	ORP (mV)	Purge Volume (gal)					23050523-054A
OW-256	5/17/2023	5.43	0.2			7.5			23050523-041A

Site Sampling Event	BAL-23Q2
LIMS Workorder	23050523-001
Technician	
Well ID	Date

Time	Time (adj)	DTW	Drawdown	Temp (deg C)	Temp (deg F)	pH (SU)	Sp Cond ($\mu\text{S}/\text{cm}$)	Sp Cond ($\mu\text{mhos}/\text{cm}$ @25C)
11:42	1142	10.25		14.3	57.74	6.39	903.9	903.9
11:45	1145	10.25		14.4	57.92	6.39	902	902
11:48	1148	10.25		14.4	57.92	6.42	885.6	885.6
11:51	1151	10.25		14.5	58.1	6.44	889.6	889.6

Site Sampling Event	BAL-23Q2
LIMS Workorder	23050523-001
Technician	
Well ID	Date
MW-104#SR	5/22/2023
MW-104#SR	5/22/2023
MW-104#SR	5/22/2023
MW-104#SR	5/22/2023

ODO (mg/L)	Turbidity (NTU)	ORP (mV)	Purge Volume (gal)
0.89	2.38	77.5	
0.83	1.29	59.9	
0.86	0.82	40.9	
0.85	0.56	23.4	

Site Sampling Event	BAL-23Q2
LIMS Workorder	23050523-002
Technician	
Well ID	Date
MW-104&DR	5/22/2023
MW-104&DR	5/22/2023
MW-104&DR	5/22/2023
MW-104&DR	5/22/2023

Time	Time (adj)	DTW	Drawdown	Temp (deg C)	Temp (deg F)	pH (SU)	Sp Cond ($\mu\text{S}/\text{cm}$)	Sp Cond ($\mu\text{mhos}/\text{cm}$ @25C)
11:24	1124	10.28		14.7	58.46	6.75	707.2	707.2
11:27	1127	10.28		14.7	58.46	6.73	704.9	704.9
11:30	1130	10.28		14.7	58.46	6.72	702.6	702.6
11:33	1133	10.28		14.7	58.46	6.72	701.7	701.7

Site Sampling Event	BAL-23Q2
LIMS Workorder	23050523-002
Technician	
Well ID	Date
MW-104&DR	5/22/2023
MW-104&DR	5/22/2023
MW-104&DR	5/22/2023
MW-104&DR	5/22/2023

ODO (mg/L)	Turbidity (NTU)	ORP (mV)	Purge Volume (gal)
0.89	0.17	126.7	
0.83	0.01	130.3	
0.86	-0.16	132.4	
0.85	-0.2	133.7	

Site Sampling Event	BAL-23Q2
LIMS Workorder	23050523-003
Technician	
Well ID	Date

Time	Time (adj)	DTW	Drawdown	Temp (deg C)	Temp (deg F)	pH (SU)	Sp Cond ($\mu\text{S}/\text{cm}$)	Sp Cond ($\mu\text{mhos}/\text{cm}$ @25C)
11:10	1110	18.67		13.8	56.84	7.39	2217.8	2217.8
11:13	1113	18.67		13.6	56.48	7.19	2214.2	2214.2
11:16	1116	18.67		13.6	56.48	7.11	2213.5	2213.5
11:19	1119	18.67		13.6	56.48	7.06	2218.7	2218.7

Site Sampling Event	BAL-23Q2
LIMS Workorder	23050523-003
Technician	
Well ID	Date
MW-150	5/18/2023
MW-150	5/18/2023
MW-150	5/18/2023
MW-150	5/18/2023

ODO (mg/L)	Turbidity (NTU)	ORP (mV)	Purge Volume (gal)
2.05	5.49	-97.5	
2.1	2.53	-34.4	
2.09	1.61	-0.3	
2.21	1	19.5	

Site Sampling Event	BAL-23Q2
LIMS Workorder	23050523-004
Technician	
Well ID	Date

Time	Time (adj)	DTW	Drawdown	Temp (deg C)	Temp (deg F)	pH (SU)	Sp Cond ($\mu\text{S}/\text{cm}$)	Sp Cond ($\mu\text{mhos}/\text{cm}$ @25C)
13:39	1339	5.58		12.5	54.5	6.79	973.8	973.8
13:42	1342	5.58		12.7	54.86	6.78	970.6	970.6
13:45	1345	5.58		12.8	55.04	6.81	972.5	972.5
13:48	1348	5.58		12.6	54.68	6.82	991.2	991.2

Site Sampling Event	BAL-23Q2
LIMS Workorder	23050523-004
Technician	
Well ID	Date
MW-151	5/18/2023
MW-151	5/18/2023
MW-151	5/18/2023
MW-151	5/18/2023

ODO (mg/L)	Turbidity (NTU)	ORP (mV)	Purge Volume (gal)
1.01	7.74	125.7	
1.05	5.4	126.1	
1.38	20.74	125.5	
1.48	69.96	125.3	

Site Sampling Event	BAL-23Q2
LIMS Workorder	23050523-005
Technician	
Well ID	Date

Time	Time (adj)	DTW	Drawdown	Temp (deg C)	Temp (deg F)	pH (SU)	Sp Cond ($\mu\text{S}/\text{cm}$)	Sp Cond ($\mu\text{mhos}/\text{cm @25C}$)
15:14	1514	6.5		12.8	55.04	6.92	1087.7	1087.7
15:17	1517	6.5		12.8	55.04	6.92	1089.6	1089.6
15:20	1520	6.5		12.7	54.86	6.93	1093.1	1093.1
15:23	1523	6.5		12.7	54.86	6.93	1093.8	1093.8

Site Sampling Event	BAL-23Q2
LIMS Workorder	23050523-005
Technician	
Well ID	Date
MW-152	5/18/2023
MW-152	5/18/2023
MW-152	5/18/2023
MW-152	5/18/2023

ODO (mg/L)	Turbidity (NTU)	ORP (mV)	Purge Volume (gal)
0.83	21.16	129.4	
0.83	17.84	128.3	
0.82	14.3	127.2	
0.81	11.56	126.3	

Site Sampling Event	BAL-23Q2
LIMS Workorder	23050523-006
Technician	
Well ID	Date

Time	Time (adj)	DTW	Drawdown	Temp (deg C)	Temp (deg F)	pH (SU)	Sp Cond ($\mu\text{S}/\text{cm}$)	Sp Cond ($\mu\text{mhos}/\text{cm}$ @25C)
15:40	1540	12.86		13.8	56.84	7.7	436.1	436.1
15:43	1543	12.86		13.7	56.66	7.47	433.9	433.9
15:46	1546	12.86		13.6	56.48	7.31	434.4	434.4
15:49	1549	12.86		13.5	56.3	7.19	436.2	436.2

Site Sampling Event	BAL-23Q2
LIMS Workorder	23050523-006
Technician	
Well ID	Date
mw153	5/22/2023
mw153	5/22/2023
mw153	5/22/2023
mw153	5/22/2023

ODO (mg/L)	Turbidity (NTU)	ORP (mV)	Purge Volume (gal)
2.26	1.66	101.4	
2.37	3.45	108.2	
2.45	18.12	113.2	
2.54	41.97	117.2	

Site Sampling Event	BAL-23Q2
LIMS Workorder	23050523-007
Technician	
Well ID	Date
MW-154	

Time	Time (adj)	DTW	Drawdown	Temp (deg C)	Temp (deg F)	pH (SU)	Sp Cond (µS/cm)	Sp Cond (µmhos/cm @25C)
------	------------	-----	----------	--------------	--------------	---------	-----------------	-------------------------

Site Sampling Event	BAL-23Q2
LIMS Workorder	23050523-007
Technician	
Well ID	Date
MW-154	

ODO (mg/L)	Turbidity (NTU)	ORP (mV)	Purge Volume (gal)
------------	-----------------	----------	--------------------

Site Sampling Event	BAL-23Q2
LIMS Workorder	23050523-008
Technician	
Well ID	Date

Time	Time (adj)	DTW	Drawdown	Temp (deg C)	Temp (deg F)	pH (SU)	Sp Cond ($\mu\text{S}/\text{cm}$)	Sp Cond ($\mu\text{mhos}/\text{cm}$ @25C)
16:46	1646	17.67		13.4	56.12	7.03	657.1	657.1
16:49	1649	17.67		13.6	56.48	6.96	661.6	661.6
16:52	1652	17.67		13.6	56.48	6.94	660.2	660.2
16:55	1655	17.67		13.5	56.3	6.92	657.3	657.3

Site Sampling Event	BAL-23Q2
LIMS Workorder	23050523-008
Technician	
Well ID	Date
MW-155	5/22/2023
MW-155	5/22/2023
MW-155	5/22/2023
MW-155	5/22/2023

ODO (mg/L)	Turbidity (NTU)	ORP (mV)	Purge Volume (gal)
1.32	5.99	137.3	
1.24	3.98	139.9	
1.18	3.54	141.3	
1.1	2.41	142.2	

Site Sampling Event	BAL-23Q2
LIMS Workorder	23050523-009
Technician	
Well ID	Date

Time	Time (adj)	DTW	Drawdown	Temp (deg C)	Temp (deg F)	pH (SU)	Sp Cond ($\mu\text{S}/\text{cm}$)	Sp Cond ($\mu\text{mhos}/\text{cm @25C}$)
10:46	1046	6.23		14.9	58.82	6.62	904.5	904.5
10:49	1049	6.23		14.8	58.64	6.62	903.2	903.2
10:52	1052	6.23		14.9	58.82	6.6	902.5	902.5
10:55	1055	6.23		14.8	58.64	6.59	903.3	903.3

Site Sampling Event	BAL-23Q2
LIMS Workorder	23050523-009
Technician	
Well ID	Date
MW-158!R	5/19/2023
MW-158!R	5/19/2023
MW-158!R	5/19/2023
MW-158!R	5/19/2023

ODO (mg/L)	Turbidity (NTU)	ORP (mV)	Purge Volume (gal)
1.85	15.41	179.1	
1.76	22.71	176.9	
1.85	30.08	175.9	
1.74	43.15	174.9	

Site Sampling Event	BAL-23Q2
LIMS Workorder	23050523-010
Technician	
Well ID	Date

Time	Time (adj)	DTW	Drawdown	Temp (deg C)	Temp (deg F)	pH (SU)	Sp Cond ($\mu\text{S}/\text{cm}$)	Sp Cond ($\mu\text{mhos}/\text{cm @25C}$)
10:28	1028	8.25		16.2	61.16	6.33	812.1	812.1
10:31	1031	8.25		16.1	60.98	6.4	811.9	811.9
10:34	1034	8.25		16	60.8	6.47	811.4	811.4
10:37	1037	8.25		16.1	60.98	6.48	809.1	809.1

Site Sampling Event	BAL-23Q2
LIMS Workorder	23050523-010
Technician	
Well ID	Date
MW-192	5/16/2023
MW-192	5/16/2023
MW-192	5/16/2023
MW-192	5/16/2023

ODO (mg/L)	Turbidity (NTU)	ORP (mV)	Purge Volume (gal)
1.59	15.31	-21	
1.54	4.88	-45.7	
1.28	10.15	-62	
1.09	9.18	-71.7	

Site Sampling Event	BAL-23Q2
LIMS Workorder	23050523-011
Technician	
Well ID	Date
MW-193	5/15/2023
MW-193	5/15/2023
MW-193	5/15/2023
MW-193	5/15/2023

Time	Time (adj)	DTW	Drawdown	Temp (deg C)	Temp (deg F)	pH (SU)	Sp Cond ($\mu\text{S}/\text{cm}$)	Sp Cond ($\mu\text{mhos}/\text{cm @25C}$)
14:47	1447	9.94		17.6	63.68	6.83	979.4	979.4
14:50	1450	9.94		17.2	62.96	6.81	976.4	976.4
14:53	1453	9.94		17.3	63.14	6.79	974.9	974.9
14:56	1456	9.94		17.2	62.96	6.78	973.7	973.7

Site Sampling Event	BAL-23Q2
LIMS Workorder	23050523-011
Technician	
Well ID	Date
MW-193	5/15/2023
MW-193	5/15/2023
MW-193	5/15/2023
MW-193	5/15/2023

ODO (mg/L)	Turbidity (NTU)	ORP (mV)	Purge Volume (gal)
1.82	5.25	-29.2	
1.72	3.6	-28.5	
1.58	2.85	-28.4	
1.61	2.02	-27.9	

Site Sampling Event	BAL-23Q2
LIMS Workorder	23050523-012
Technician	

Well ID	Date	Time	Time (adj)	DTW	Drawdown	Temp (deg C)	Temp (deg F)	pH (SU)	Sp Cond ($\mu\text{S}/\text{cm}$)	Sp Cond ($\mu\text{mhos}/\text{cm}$ @25C)
MW-194	5/15/2023	12:54	1254	7.47		16.8	62.24	6.49	878	878
MW-194	5/15/2023	12:57	1257	7.47		16.8	62.24	6.49	878.6	878.6
MW-194	5/15/2023	13:00	1300	7.47		16.7	62.06	6.5	877.5	877.5
MW-194	5/15/2023	13:03	1303	7.47		16.7	62.06	6.5	877.7	877.7
MW-194	5/15/2023	13:06	1306	7.47		16.9	62.42	6.5	877.6	877.6
MW-194	5/15/2023	13:09	1309	7.47		16.9	62.42	6.51	876.2	876.2

Site Sampling Event	BAL-23Q2
LIMS Workorder	23050523-012
Technician	
Well ID	Date
MW-194	5/15/2023
MW-194	5/15/2023
MW-194	5/15/2023
MW-194	5/15/2023
MW-194	5/15/2023
MW-194	5/15/2023

ODO (mg/L)	Turbidity (NTU)	ORP (mV)	Purge Volume (gal)
1.61	9.78	124.6	
1.77	7.25	118.1	
1.68	17.18	112.3	
1.57	4.43	106.7	
1.65	6.6	102.2	
1.82	5.04	97.8	

Site Sampling Event	BAL-23Q2
LIMS Workorder	23050523-013
Technician	
Well ID	Date

Time	Time (adj)	DTW	Drawdown	Temp (deg C)	Temp (deg F)	pH (SU)	Sp Cond ($\mu\text{S}/\text{cm}$)	Sp Cond ($\mu\text{mhos}/\text{cm}$ @25C)
18:35	1835	19.15		14.7	58.46	7.72	923.8	923.8
18:38	1838	19.15		14.6	58.28	7.65	925.4	925.4
18:41	1841	19.15		14.6	58.28	7.61	919.8	919.8
18:44	1844	19.15		14.5	58.1	7.6	919.7	919.7

Site Sampling Event	BAL-23Q2
LIMS Workorder	23050523-013
Technician	
Well ID	Date
MW-203	5/23/2023
MW-203	5/23/2023
MW-203	5/23/2023
MW-203	5/23/2023

ODO (mg/L)	Turbidity (NTU)	ORP (mV)	Purge Volume (gal)
0.91	5.49	-9.9	
0.89	1.82	-14.1	
0.8	1	-19.8	
0.78	0.77	-25.3	

Site Sampling Event	BAL-23Q2
LIMS Workorder	23050523-014
Technician	
Well ID	Date

Time	Time (adj)	DTW	Drawdown	Temp (deg C)	Temp (deg F)	pH (SU)	Sp Cond ($\mu\text{S}/\text{cm}$)	Sp Cond ($\mu\text{mhos}/\text{cm}$ @25C)
18:05	1805	15.68		15.2	59.36	7.75	971.9	971.9
18:08	1808	15.68		14.9	58.82	7.69	970.6	970.6
18:11	1811	15.68		14.7	58.46	7.67	969.6	969.6

Site Sampling Event	BAL-23Q2
LIMS Workorder	23050523-014
Technician	
Well ID	Date
MW-204	5/23/2023
MW-204	5/23/2023
MW-204	5/23/2023

ODO (mg/L)	Turbidity (NTU)	ORP (mV)	Purge Volume (gal)
0.93	2.37	-80.9	
0.85	2.79	-101.6	
0.85	2.84	-112.7	

Site Sampling Event	BAL-23Q2
LIMS Workorder	23050523-015
Technician	
Well ID	Date

Time	Time (adj)	DTW	Drawdown	Temp (deg C)	Temp (deg F)	pH (SU)	Sp Cond ($\mu\text{S}/\text{cm}$)	Sp Cond ($\mu\text{mhos}/\text{cm}$ @25C)
15:44	1544	2.13		14.8	58.64	6.74	1696.5	1696.5
15:47	1547	2.13		14.8	58.64	6.74	1692	1692
15:50	1550	2.13		14.1	57.38	6.75	1693.2	1693.2
15:53	1553	2.13		14.3	57.74	6.75	1692.6	1692.6

Site Sampling Event	BAL-23Q2
LIMS Workorder	23050523-015
Technician	
Well ID	Date
MW-252	5/18/2023
MW-252	5/18/2023
MW-252	5/18/2023
MW-252	5/18/2023

ODO (mg/L)	Turbidity (NTU)	ORP (mV)	Purge Volume (gal)
1.71	17.59	83.9	
1.62	14.57	76	
1.48	11.66	69.3	
1.19	10.02	62.5	

Site Sampling Event	BAL-23Q2
LIMS Workorder	23050523-016
Technician	
Well ID	Date
MW-253	

Time	Time (adj)	DTW	Drawdown	Temp (deg C)	Temp (deg F)	pH (SU)	Sp Cond (µS/cm)	Sp Cond (µmhos/cm @25C)
------	------------	-----	----------	--------------	--------------	---------	-----------------	-------------------------

Site Sampling Event	BAL-23Q2
LIMS Workorder	23050523-016
Technician	
Well ID	Date
MW-253	

ODO (mg/L)	Turbidity (NTU)	ORP (mV)	Purge Volume (gal)
------------	-----------------	----------	--------------------

Site Sampling Event	BAL-23Q2
LIMS Workorder	23050523-017
Technician	
Well ID	Date

Time	Time (adj)	DTW	Drawdown	Temp (deg C)	Temp (deg F)	pH (SU)	Sp Cond ($\mu\text{S}/\text{cm}$)	Sp Cond ($\mu\text{mhos}/\text{cm}$ @25C)
12:01	1201	12.94		16.3	61.34	8.44	1340.7	1340.7
12:04	1204	12.94		16	60.8	8.38	1338.9	1338.9
12:07	1207	12.94		16	60.8	8.35	1335	1335
12:10	1210	12.94		15.9	60.62	8.34	1337.2	1337.2

Site Sampling Event	BAL-23Q2
LIMS Workorder	23050523-017
Technician	
Well ID	Date
mw258	5/19/2023
mw258	5/19/2023
mw258	5/19/2023
mw258	5/19/2023

ODO (mg/L)	Turbidity (NTU)	ORP (mV)	Purge Volume (gal)
1.71	12.43	-112.5	
1.49	7.09	-144.1	
1.39	4.97	-151.8	
1.42	5.41	-157.2	

Site Sampling Event	BAL-23Q2
LIMS Workorder	23050523-018
Technician	
Well ID	Date

Time	Time (adj)	DTW	Drawdown	Temp (deg C)	Temp (deg F)	pH (SU)	Sp Cond ($\mu\text{S}/\text{cm}$)	Sp Cond ($\mu\text{mhos}/\text{cm @25C}$)
10:32	1032	9.53		15.2	59.36	7.53	1706.1	1706.1
10:35	1035	9.53		15.2	59.36	7.51	1694.6	1694.6
10:38	1038	9.53		15.2	59.36	7.51	1690.5	1690.5
10:41	1041	9.53		15.2	59.36	7.51	1691.1	1691.1

Site Sampling Event	BAL-23Q2
LIMS Workorder	23050523-018
Technician	
Well ID	Date
MW-304	5/22/2023
MW-304	5/22/2023
MW-304	5/22/2023
MW-304	5/22/2023

ODO (mg/L)	Turbidity (NTU)	ORP (mV)	Purge Volume (gal)
0.98	0.4	119.2	
0.86	-0.14	117.8	
0.86	-0.34	116.7	
0.81	-0.2	115.5	

Site Sampling Event	BAL-23Q2
LIMS Workorder	23050523-019
Technician	
Well ID	Date
MW-306	5/23/2023
MW-306	5/23/2023
MW-306	5/23/2023
MW-306	5/23/2023

Time	Time (adj)	DTW	Drawdown	Temp (deg C)	Temp (deg F)	pH (SU)	Sp Cond ($\mu\text{S}/\text{cm}$)	Sp Cond ($\mu\text{mhos}/\text{cm}$ @25C)
16:02	1602	17.11		15.3	59.54	10.49	439.4	439.4
16:05	1605	17.11		15.4	59.72	10.38	425.4	425.4
16:08	1608	17.11		15.4	59.72	10.8	438.9	438.9
16:11	1611	17.11		15.4	59.72	11.14	490.2	490.2

Site Sampling Event	BAL-23Q2
LIMS Workorder	23050523-019
Technician	
Well ID	Date
MW-306	5/23/2023
MW-306	5/23/2023
MW-306	5/23/2023
MW-306	5/23/2023

ODO (mg/L)	Turbidity (NTU)	ORP (mV)	Purge Volume (gal)
0.94	1.02	-13.6	
0.96	1	-12.6	
1.56	0.63	-19.1	
2.3	0.55	-29.6	

Site Sampling Event	BAL-23Q2
LIMS Workorder	23050523-020
Technician	
Well ID	Date
MW-307	5/23/2023
MW-307	5/23/2023
MW-307	5/23/2023
MW-307	5/23/2023

Time	Time (adj)	DTW	Drawdown	Temp (deg C)	Temp (deg F)	pH (SU)	Sp Cond ($\mu\text{S}/\text{cm}$)	Sp Cond ($\mu\text{mhos}/\text{cm}$ @25C)
16:59	1659	6.53		15.3	59.54	11.97	2401.2	2401.2
17:02	1702	6.53		16.3	61.34	11.95	2365.2	2365.2
17:05	1705	6.53		15.2	59.36	12.01	2418.2	2418.2
17:08	1708	6.53		15	59	12.03	2429	2429

Site Sampling Event	BAL-23Q2
LIMS Workorder	23050523-020
Technician	
Well ID	Date
MW-307	5/23/2023
MW-307	5/23/2023
MW-307	5/23/2023
MW-307	5/23/2023

ODO (mg/L)	Turbidity (NTU)	ORP (mV)	Purge Volume (gal)
1.07	9.39	-43.4	
0.93	10.65	-52.4	
0.85	7.23	-58.6	
0.87	5.11	-63.4	

Site Sampling Event	BAL-23Q2
LIMS Workorder	23050523-021
Technician	
Well ID	Date

Time	Time (adj)	DTW	Drawdown	Temp (deg C)	Temp (deg F)	pH (SU)	Sp Cond ($\mu\text{S}/\text{cm}$)	Sp Cond ($\mu\text{mhos}/\text{cm}$ @25C)
10:28	1028	23.74		14.2	57.56	11.41	1199.3	1199.3
10:31	1031	23.74		14.2	57.56	11.41	1227.3	1227.3
10:34	1034	23.74		14.1	57.38	11.41	1240.6	1240.6
10:37	1037	23.74		14.1	57.38	11.41	1237.7	1237.7

Site Sampling Event	BAL-23Q2
LIMS Workorder	23050523-021
Technician	
Well ID	Date
MW-350	5/18/2023
MW-350	5/18/2023
MW-350	5/18/2023
MW-350	5/18/2023

ODO (mg/L)	Turbidity (NTU)	ORP (mV)	Purge Volume (gal)
1.24	5.11	-107.8	
1.14	2.29	-115.4	
0.98	1.66	-118	
0.96	2.27	-123.4	

Site Sampling Event	BAL-23Q2
LIMS Workorder	23050523-022
Technician	
Well ID	Date

Time	Time (adj)	DTW	Drawdown	Temp (deg C)	Temp (deg F)	pH (SU)	Sp Cond ($\mu\text{S}/\text{cm}$)	Sp Cond ($\mu\text{mhos}/\text{cm @25C}$)
16:01	1601	3.27		15.5	59.9	7.25	2113	2113
16:04	1604	3.27		15.2	59.36	7.32	2185.9	2185.9
16:07	1607	3.27		14.9	58.82	7.38	2188.4	2188.4
16:10	1610	3.27		14.8	58.64	7.41	2161.6	2161.6

Site Sampling Event	BAL-23Q2
LIMS Workorder	23050523-022
Technician	
Well ID	Date
MW-352	5/18/2023
MW-352	5/18/2023
MW-352	5/18/2023
MW-352	5/18/2023

ODO (mg/L)	Turbidity (NTU)	ORP (mV)	Purge Volume (gal)
1.74	1	-0.4	
0.99	2.67	-50.4	
0.89	4.29	-93.9	
0.8	2.99	-118.8	

Site Sampling Event	BAL-23Q2
LIMS Workorder	23050523-023
Technician	
Well ID	Date

Time	Time (adj)	DTW	Drawdown	Temp (deg C)	Temp (deg F)	pH (SU)	Sp Cond ($\mu\text{S}/\text{cm}$)	Sp Cond ($\mu\text{mhos}/\text{cm}$ @25C)
17:16	1716	22.98		13.9	57.02	7.13	619.6	619.6
17:19	1719	22.98		14	57.2	7.08	620.8	620.8
17:22	1722	22.98		14	57.2	7.03	626	626
17:25	1725	22.98		14	57.2	6.98	631.1	631.1

Site Sampling Event	BAL-23Q2
LIMS Workorder	23050523-023
Technician	
Well ID	Date
MW-355	5/22/2023
MW-355	5/22/2023
MW-355	5/22/2023
MW-355	5/22/2023

ODO (mg/L)	Turbidity (NTU)	ORP (mV)	Purge Volume (gal)
4.07	1.7	94.4	
3.61	1.52	100.4	
3.3	1.71	104.6	
2.9	1.22	108	

Site Sampling Event	BAL-23Q2
LIMS Workorder	23050523-024
Technician	
Well ID	Date

Time	Time (adj)	DTW	Drawdown	Temp (deg C)	Temp (deg F)	pH (SU)	Sp Cond ($\mu\text{S}/\text{cm}$)	Sp Cond ($\mu\text{mhos}/\text{cm}$ @25C)
12:20	1220	4.23		15.3	59.54	7.77	1248.7	1248.7
12:23	1223	4.23		15.3	59.54	7.74	1213	1213
12:26	1226	4.23		15.3	59.54	7.71	1193	1193
12:29	1229	4.23		15.3	59.54	7.69	1166	1166

Site Sampling Event	BAL-23Q2
LIMS Workorder	23050523-024
Technician	
Well ID	Date
MW-356	5/16/2023
MW-356	5/16/2023
MW-356	5/16/2023
MW-356	5/16/2023

ODO (mg/L)	Turbidity (NTU)	ORP (mV)	Purge Volume (gal)
2.24	3.69	5.8	
2.01	5.66	7.1	
1.82	7.66	6.2	
1.6	9.57	4.8	

Site Sampling Event	BAL-23Q2
LIMS Workorder	23050523-025
Technician	
Well ID	Date
mw358	5/19/2023
mw358	5/19/2023
mw358	5/19/2023
mw358	5/19/2023

Time	Time (adj)	DTW	Drawdown	Temp (deg C)	Temp (deg F)	pH (SU)	Sp Cond ($\mu\text{S}/\text{cm}$)	Sp Cond ($\mu\text{mhos}/\text{cm}$ @25C)
11:19	1119	42.92		18.7	65.66	7.5	5313.7	5313.7
11:22	1122	42.92		18.4	65.12	7.57	5582.4	5582.4
11:25	1125	42.92		18.3	64.94	7.6	5638.5	5638.5
11:28	1128	42.92		18.2	64.76	7.62	5638	5638

Site Sampling Event	BAL-23Q2
LIMS Workorder	23050523-025
Technician	
Well ID	Date
mw358	5/19/2023
mw358	5/19/2023
mw358	5/19/2023
mw358	5/19/2023

ODO (mg/L)	Turbidity (NTU)	ORP (mV)	Purge Volume (gal)
2.38	5.1	22	
1.58	4.01	-13.3	
1.29	3.52	-58.2	
1.2	2.77	-91.4	

Site Sampling Event	BAL-23Q2
LIMS Workorder	23050523-026
Technician	
Well ID	Date

Time	Time (adj)	DTW	Drawdown	Temp (deg C)	Temp (deg F)	pH (SU)	Sp Cond ($\mu\text{S}/\text{cm}$)	Sp Cond ($\mu\text{mhos}/\text{cm}$ @25C)
16:39	1639	13.19		14.7	58.46	6.86	1894.9	1894.9
16:42	1642	13.19		14.6	58.28	6.87	1702.8	1702.8
16:45	1645	13.19		14.6	58.28	6.87	1596.2	1596.2
16:48	1648	13.19		14.5	58.1	6.86	1577.7	1577.7

Site Sampling Event	BAL-23Q2
LIMS Workorder	23050523-026
Technician	
Well ID	Date
MW-366	5/16/2023
MW-366	5/16/2023
MW-366	5/16/2023
MW-366	5/16/2023

ODO (mg/L)	Turbidity (NTU)	ORP (mV)	Purge Volume (gal)
1.76	5.83	94.8	
1.86	3.77	93.7	
1.76	3.18	93.6	
1.84	2.79	94.7	

Site Sampling Event	BAL-23Q2
LIMS Workorder	23050523-027
Technician	
Well ID	Date

Time	Time (adj)	DTW	Drawdown	Temp (deg C)	Temp (deg F)	pH (SU)	Sp Cond ($\mu\text{S}/\text{cm}$)	Sp Cond ($\mu\text{mhos}/\text{cm}$ @25C)
14:54	1454	10.39		15.7	60.26	7.36	1205.6	1205.6
14:57	1457	10.39		15.4	59.72	7.34	1803	1803
15:00	1500	10.39		15.2	59.36	7.11	1327	1327
15:03	1503	10.39		15.2	59.36	7.02	1213	1213

Site Sampling Event	BAL-23Q2
LIMS Workorder	23050523-027
Technician	
Well ID	Date
MW-369	5/16/2023
MW-369	5/16/2023
MW-369	5/16/2023
MW-369	5/16/2023

ODO (mg/L)	Turbidity (NTU)	ORP (mV)	Purge Volume (gal)
2.64	2.71	82	
1.48	7.38	-45.7	
1.62	8.31	-32	
1.61	3.31	-21.2	

Site Sampling Event	BAL-23Q2
LIMS Workorder	23050523-028
Technician	

Well ID	Date	Time	Time (adj)	DTW	Drawdown	Temp (deg C)	Temp (deg F)	pH (SU)	Sp Cond ($\mu\text{S}/\text{cm}$)	Sp Cond ($\mu\text{mhos}/\text{cm}$ @25C)
MW-370	5/16/2023	14:15	1415	18.1		15.8	60.44	7.63	5893.6	5893.6
MW-370	5/16/2023	14:18	1418	18.1		15.8	60.44	7.57	5767	5767
MW-370	5/16/2023	14:21	1421	18.1		15.8	60.44	7.514	5552	5552
MW-370	5/16/2023	14:24	1424	18.1		15.7	60.26	7.47	5461	5461

Site Sampling Event	BAL-23Q2
LIMS Workorder	23050523-028
Technician	
Well ID	Date
MW-370	5/16/2023
MW-370	5/16/2023
MW-370	5/16/2023
MW-370	5/16/2023

ODO (mg/L)	Turbidity (NTU)	ORP (mV)	Purge Volume (gal)
0.9	1.56	36.7	
0.86	1.52	37.2	
0.83	1.52	36.8	
0.81	1.5	35.9	

Site Sampling Event	BAL-23Q2
LIMS Workorder	23050523-029
Technician	
Well ID	Date

Time	Time (adj)	DTW	Drawdown	Temp (deg C)	Temp (deg F)	pH (SU)	Sp Cond ($\mu\text{S}/\text{cm}$)	Sp Cond ($\mu\text{mhos}/\text{cm}$ @25C)
12:23	1223	32.21		15.2	59.36	7.8	1791	1791
12:26	1226	32.21		15.1	59.18	7.76	1714.4	1714.4
12:29	1229	32.21		15.1	59.18	7.74	1659.4	1659.4
12:32	1232	32.21		15	59	7.74	1619.5	1619.5

Site Sampling Event	BAL-23Q2
LIMS Workorder	23050523-029
Technician	
Well ID	Date
MW-375	5/18/2023
MW-375	5/18/2023
MW-375	5/18/2023
MW-375	5/18/2023

ODO (mg/L)	Turbidity (NTU)	ORP (mV)	Purge Volume (gal)
1.05	5.18	-5.4	
0.9	2.74	-5	
0.85	1.63	2.5	
0.83	0.96	7.3	

Site Sampling Event	BAL-23Q2
LIMS Workorder	23050523-030
Technician	
Well ID	Date

Time	Time (adj)	DTW	Drawdown	Temp (deg C)	Temp (deg F)	pH (SU)	Sp Cond ($\mu\text{S}/\text{cm}$)	Sp Cond ($\mu\text{mhos}/\text{cm @25C}$)
12:43	1243	5.65		15	59	7.06	808.6	808.6
12:46	1246	5.65		15.2	59.36	7.02	808.3	808.3
12:49	1249	5.65		15.1	59.18	7.01	808.3	808.3
12:52	1252	5.65		15.2	59.36	7.01	807.5	807.5

Site Sampling Event	BAL-23Q2
LIMS Workorder	23050523-030
Technician	
Well ID	Date
MW-377	5/22/2023
MW-377	5/22/2023
MW-377	5/22/2023
MW-377	5/22/2023

ODO (mg/L)	Turbidity (NTU)	ORP (mV)	Purge Volume (gal)
0.94	5.92	103	
1.3	7.64	105.5	
1.62	4.95	107.2	
1.85	2.39	108.5	

Site Sampling Event	BAL-23Q2
LIMS Workorder	23050523-031
Technician	
Well ID	Date

Time	Time (adj)	DTW	Drawdown	Temp (deg C)	Temp (deg F)	pH (SU)	Sp Cond ($\mu\text{S}/\text{cm}$)	Sp Cond ($\mu\text{mhos}/\text{cm}$ @25C)
15:33	1533	16.14		15.5	59.9	7.85	1961.6	1961.6
15:36	1536	16.14		15.4	59.72	7.78	1885.2	1885.2
15:39	1539	16.14		15.4	59.72	7.75	1865.3	1865.3
15:42	1542	16.14		15.4	59.72	7.72	1844.8	1844.8

Site Sampling Event	BAL-23Q2
LIMS Workorder	23050523-031
Technician	
Well ID	Date
MW-382	5/16/2023
MW-382	5/16/2023
MW-382	5/16/2023
MW-382	5/16/2023

ODO (mg/L)	Turbidity (NTU)	ORP (mV)	Purge Volume (gal)
1.28	10.99	49.3	
1.17	12.66	50	
1.11	25.58	49.5	
1.12	44.14	48.6	

Site Sampling Event	BAL-23Q2
LIMS Workorder	23050523-032
Technician	
Well ID	Date

Time	Time (adj)	DTW	Drawdown	Temp (deg C)	Temp (deg F)	pH (SU)	Sp Cond ($\mu\text{S}/\text{cm}$)	Sp Cond ($\mu\text{mhos}/\text{cm @25C}$)
14:19	1419	19.16		18.3	64.94	7.62	1074.1	1074.1
14:22	1422	19.16		18.4	65.12	7.54	1066.5	1066.5
14:25	1425	19.16		18.4	65.12	7.51	1060.3	1060.3
14:28	1428	19.16		18.4	65.12	7.49	1055.4	1055.4

Site Sampling Event	BAL-23Q2
LIMS Workorder	23050523-032
Technician	
Well ID	Date
mw383	5/22/2023
mw383	5/22/2023
mw383	5/22/2023
mw383	5/22/2023

ODO (mg/L)	Turbidity (NTU)	ORP (mV)	Purge Volume (gal)
0.81	3.35	86	
0.79	7.48	90	
0.76	9.49	84.3	
0.74	9.52	69.5	

Site Sampling Event	BAL-23Q2
LIMS Workorder	23050523-033
Technician	
Well ID	Date
MW-384	5/22/2023
MW-384	5/22/2023
MW-384	5/22/2023
MW-384	5/22/2023

Time	Time (adj)	DTW	Drawdown	Temp (deg C)	Temp (deg F)	pH (SU)	Sp Cond ($\mu\text{S}/\text{cm}$)	Sp Cond ($\mu\text{mhos}/\text{cm}$ @25C)
13:34	1334	14.69		17.1	62.78	8.11	2038.4	2038.4
13:37	1337	14.69		17.1	62.78	8.06	2035.9	2035.9
13:40	1340	14.69		17.1	62.78	7.88	2012.2	2012.2
13:43	1343	14.69		17	62.6	7.66	1968.2	1968.2

Site Sampling Event	BAL-23Q2
LIMS Workorder	23050523-033
Technician	
Well ID	Date
MW-384	5/22/2023
MW-384	5/22/2023
MW-384	5/22/2023
MW-384	5/22/2023

ODO (mg/L)	Turbidity (NTU)	ORP (mV)	Purge Volume (gal)
0.91	7.22	58.9	
0.88	9.07	58.8	
0.87	12.45	62.8	
0.94	10.47	69.1	

Site Sampling Event	BAL-23Q2
LIMS Workorder	23050523-034
Technician	

Well ID	Date	Time	Time (adj)	DTW	Drawdown	Temp (deg C)	Temp (deg F)	pH (SU)	Sp Cond ($\mu\text{S}/\text{cm}$)	Sp Cond ($\mu\text{mhos}/\text{cm}$ @25C)
MW-390	5/17/2023	15:05	1505	6.2		15.7	60.26	7.16	2187.3	2187.3
MW-390	5/17/2023	15:08	1508	6.2		15.5	59.9	7.1	1652.7	1652.7
MW-390	5/17/2023	15:16	1516	6.2		15.4	59.72	7.03	1235.1	1235.1
MW-390	5/17/2023	15:19	1519	6.2		15.4	59.72	6.94	1139.3	1139.3
MW-390	5/17/2023	15:22	1522	6.2		15.3	59.54	6.86	1087.9	1087.9
MW-390	5/17/2023	15:25	1525	6.2		15.4	59.72	6.83	1074.8	1074.8

Site Sampling Event	BAL-23Q2
LIMS Workorder	23050523-034
Technician	
Well ID	Date
MW-390	5/17/2023
MW-390	5/17/2023
MW-390	5/17/2023
MW-390	5/17/2023
MW-390	5/17/2023
MW-390	5/17/2023

ODO (mg/L)	Turbidity (NTU)	ORP (mV)	Purge Volume (gal)
0.87	8.87	-72.5	
0.83	4.68	-64.6	
0.78	1.41	-50.7	
0.77	2.52	-44.7	
0.77	1.47	-37.3	
0.76	2.48	-32	

Site Sampling Event	BAL-23Q2
LIMS Workorder	23050523-035
Technician	

Well ID	Date	Time	Time (adj)	DTW	Drawdown	Temp (deg C)	Temp (deg F)	pH (SU)	Sp Cond ($\mu\text{S}/\text{cm}$)	Sp Cond ($\mu\text{mhos}/\text{cm}$ @25C)
MW-391	5/17/2023	16:21	1621	60.74		15.6	60.08	7.8	3131.4	3131.4
MW-391	5/17/2023	16:24	1624	60.74		15.6	60.08	7.78	3123	3123
MW-391	5/17/2023	16:27	1627	60.74		15.6	60.08	7.76	3129	3129
MW-391	5/17/2023	16:30	1630	60.74		15.6	60.08	7.76	3134	3134
MW-391	5/17/2023	16:33	1633	60.74		15.6	60.08	7.77	3130	3130
MW-391	5/17/2023	16:36	1636	60.74		15.6	60.08	7.78	3126	3126

Site Sampling Event	BAL-23Q2
LIMS Workorder	23050523-035
Technician	
Well ID	Date
MW-391	5/17/2023
MW-391	5/17/2023
MW-391	5/17/2023
MW-391	5/17/2023
MW-391	5/17/2023
MW-391	5/17/2023

ODO (mg/L)	Turbidity (NTU)	ORP (mV)	Purge Volume (gal)
0.97	10.54	56.5	
1.11	10.42	56.5	
1.21	12.4	56.3	
1.2	13.51	55.7	
1.16	16.67	54.8	
1.07	18.7	53.4	

Site Sampling Event	BAL-23Q2
LIMS Workorder	23050523-036
Technician	

Well ID	Date	Time	Time (adj)	DTW	Drawdown	Temp (deg C)	Temp (deg F)	pH (SU)	Sp Cond ($\mu\text{S}/\text{cm}$)	Sp Cond ($\mu\text{mhos}/\text{cm @25C}$)
MW-392	5/16/2023	11:01	1101	8.58		16.6	61.88	7.27	3236	3236
MW-392	5/16/2023	11:31	1131	8.58		16.8	62.24	7.71	3559.6	3559.6
MW-392	5/16/2023	11:04	1104	8.58		16.5	61.7	7.48	3548	3548
MW-392	5/16/2023	11:07	1107	8.58		16.5	61.7	7.52	3563	3563
MW-392	5/16/2023	11:10	1110	8.58		16.5	61.7	7.54	3561	3561

Site Sampling Event	BAL-23Q2
LIMS Workorder	23050523-036
Technician	
Well ID	Date
MW-392	5/16/2023
MW-392	5/16/2023
MW-392	5/16/2023
MW-392	5/16/2023
MW-392	5/16/2023

ODO (mg/L)	Turbidity (NTU)	ORP (mV)	Purge Volume (gal)
2.61	9.59	-60.3	
2.11	2.98	-84.6	
1.8	18.04	-104.1	
1.66	8	-115	
1.67	5.99	-120.6	

Site Sampling Event	BAL-23Q2
LIMS Workorder	23050523-037
Technician	
Well ID	Date

Time	Time (adj)	DTW	Drawdown	Temp (deg C)	Temp (deg F)	pH (SU)	Sp Cond ($\mu\text{S}/\text{cm}$)	Sp Cond ($\mu\text{mhos}/\text{cm}$ @25C)
15:34	1534	8.21		17.8	64.04	8.33	4262.5	4262.5
15:37	1537	8.21		17.7	63.86	8.32	4264	4264
15:40	1540	8.21		17.7	63.86	8.3	4253.7	4253.7
15:43	1543	8.21		17.7	63.86	8.28	4214.5	4214.5

Site Sampling Event	BAL-23Q2
LIMS Workorder	23050523-037
Technician	
Well ID	Date
mw393	5/15/2023
mw393	5/15/2023
mw393	5/15/2023
mw393	5/15/2023

ODO (mg/L)	Turbidity (NTU)	ORP (mV)	Purge Volume (gal)
1.14	0.95	-288.6	
1.1	-0.75	-297.5	
1.11	-1.29	-302	
1.12	-1.79	-306.3	

Site Sampling Event	BAL-23Q2
LIMS Workorder	23050523-038
Technician	
Well ID	Date
MW-394	5/15/2023
MW-394	5/15/2023
MW-394	5/15/2023
MW-394	5/15/2023

Time	Time (adj)	DTW	Drawdown	Temp (deg C)	Temp (deg F)	pH (SU)	Sp Cond ($\mu\text{S}/\text{cm}$)	Sp Cond ($\mu\text{mhos}/\text{cm}$ @25C)
13:44	1344	6.27		17.7	63.86	7.98	4631.9	4631.9
13:47	1347	6.27		17.5	63.5	8	4490.6	4490.6
13:50	1350	6.27		17.6	63.68	8.04	4332	4332
13:53	1353	6.27		17.7	63.86	8.08	4089.8	4089.8

Site Sampling Event	BAL-23Q2
LIMS Workorder	23050523-038
Technician	
Well ID	Date
MW-394	5/15/2023
MW-394	5/15/2023
MW-394	5/15/2023
MW-394	5/15/2023

ODO (mg/L)	Turbidity (NTU)	ORP (mV)	Purge Volume (gal)
1.55	2.89	-278.9	
1.45	0.36	-292.5	
1.49	1.77	-293.8	
1.6	-0.89	-285.5	

Site Sampling Event	BAL-23Q2
LIMS Workorder	23050523-039
Technician	

Well ID	Date	Time	Time (adj)	DTW	Drawdown	Temp (deg C)	Temp (deg F)	pH (SU)	Sp Cond ($\mu\text{S}/\text{cm}$)	Sp Cond ($\mu\text{mhos}/\text{cm @25C}$)
OW-156	5/16/2023	1241	1241	6.22		15.3	59.54	7.77	1235.4	1235.4
OW-156	5/16/2023	1244	1244			15.3	59.54	7.77	1240.5	1240.5
Ow-156	5/16/2023	1247	1247			15.3	59.54	7.77	1248.7	1248.7

Site Sampling Event	BAL-23Q2
LIMS Workorder	23050523-039
Technician	
Well ID	Date
OW-156	5/16/2023
OW-156	5/16/2023
Ow-156	5/16/2023

ODO (mg/L)	Turbidity (NTU)	ORP (mV)	Purge Volume (gal)
2.16	3.69	6.5	
2.2	4.62	6.2	
2.24	3.69	5.8	

Site Sampling Event	BAL-23Q2
LIMS Workorder	23050523-040
Technician	

Well ID	Date	Time	Time (adj)	DTW	Drawdown	Temp (deg C)	Temp (deg F)	pH (SU)	Sp Cond ($\mu\text{S}/\text{cm}$)	Sp Cond ($\mu\text{mhos}/\text{cm}$ @25C)
OW-157	5/16/2023	16:12	1612	6.05		13.2	55.76	6.84	4266.7	4266.7
OW-157	5/16/2023	16:13	1613	6.05		13.3	55.94	6.69	4282.3	4282.3
OW-157	5/16/2023	16:15	1615	6.05		13.4	56.12	6.53	4293	4293

Site Sampling Event	BAL-23Q2
LIMS Workorder	23050523-040
Technician	
Well ID	Date
OW-157	5/16/2023
OW-157	5/16/2023
OW-157	5/16/2023

ODO (mg/L)	Turbidity (NTU)	ORP (mV)	Purge Volume (gal)
3.53	34.02	87.9	
4.04	31.84	73.5	
3.8	31.59	63.6	

Site Sampling Event	BAL-23Q2
LIMS Workorder	23050523-041
Technician	
Well ID	Date
OW-256	5/17/2023
OW-256	5/17/2023
OW-256	5/17/2023
OW-256	5/17/2023

Time	Time (adj)	DTW	Drawdown	Temp (deg C)	Temp (deg F)	pH (SU)	Sp Cond ($\mu\text{S}/\text{cm}$)	Sp Cond ($\mu\text{mhos}/\text{cm}$ @25C)
11:07	1107	7.5		15.5	59.9	6.65	896.9	896.9
11:10	1110	7.5		15.5	59.9	6.66	898.7	898.7
11:13	1113	7.5		15.5	59.9	6.67	899.9	899.9
11:16	1116	7.5		15.5	59.9	6.67	901.4	901.4

Site Sampling Event	BAL-23Q2
LIMS Workorder	23050523-041
Technician	
Well ID	Date
OW-256	5/17/2023
OW-256	5/17/2023
OW-256	5/17/2023
OW-256	5/17/2023

ODO (mg/L)	Turbidity (NTU)	ORP (mV)	Purge Volume (gal)
0.78	16.4	13.7	
0.78	11.79	7.2	
0.78	8.07	3.2	
0.77	5.43	0.2	

Site Sampling Event	BAL-23Q2
LIMS Workorder	23050523-042
Technician	
Well ID	Date

Time	Time (adj)	DTW	Drawdown	Temp (deg C)	Temp (deg F)	pH (SU)	Sp Cond ($\mu\text{S}/\text{cm}$)	Sp Cond ($\mu\text{mhos}/\text{cm}$ @25C)
12:47	1247	5.14		14.4	57.92	6.83	1208.2	1208.2
12:50	1250	5.14		14.7	58.46	6.83	1214	1214

Site Sampling Event	BAL-23Q2				
LIMS Workorder	23050523-042				
Technician					
Well ID	Date	ODO (mg/L)	Turbidity (NTU)	ORP (mV)	Purge Volume (gal)
OW-257	5/17/2023	0.93	25.39	-68.7	
OW-257	5/17/2023	0.9	108.75	-66.2	

Site Sampling Event	BAL-23Q2
LIMS Workorder	23050523-043
Technician	
Well ID	Date
PZ-169	

Time	Time (adj)	DTW	Drawdown	Temp (deg C)	Temp (deg F)	pH (SU)	Sp Cond (µS/cm)	Sp Cond (µmhos/cm @25C)
------	------------	-----	----------	--------------	--------------	---------	-----------------	-------------------------

Site Sampling Event	BAL-23Q2
LIMS Workorder	23050523-043
Technician	
Well ID	Date
PZ-169	

ODO (mg/L)	Turbidity (NTU)	ORP (mV)	Purge Volume (gal)
------------	-----------------	----------	--------------------

Site Sampling Event	BAL-23Q2
LIMS Workorder	23050523-044
Technician	
Well ID	Date

Time	Time (adj)	DTW	Drawdown	Temp (deg C)	Temp (deg F)	pH (SU)	Sp Cond ($\mu\text{S}/\text{cm}$)	Sp Cond ($\mu\text{mhos}/\text{cm @25C}$)
11:44	1144	15.11		15.7	60.26	6.55	1787.6	1787.6
11:47	1147	15.11		15.9	60.62	6.52	1765	1765
11:50	1150	15.11		16.2	61.16	6.52	1754.7	1754.7
11:53	1153	15.11		15.9	60.62	6.52	1750.3	1750.3

Site Sampling Event	BAL-23Q2
LIMS Workorder	23050523-044
Technician	
Well ID	Date
PZ-170	5/17/2023
PZ-170	5/17/2023
PZ-170	5/17/2023
PZ-170	5/17/2023

ODO (mg/L)	Turbidity (NTU)	ORP (mV)	Purge Volume (gal)
1.02	6.94	-74.1	
0.95	5.3	-72.2	
0.96	4.42	-68.7	
0.93	3.69	-67.4	

Site Sampling Event	BAL-23Q2
LIMS Workorder	23050523-045
Technician	
Well ID	Date

Time	Time (adj)	DTW	Drawdown	Temp (deg C)	Temp (deg F)	pH (SU)	Sp Cond ($\mu\text{S}/\text{cm}$)	Sp Cond ($\mu\text{mhos}/\text{cm}$ @25C)
14:12	1412	16.91		15.3	59.54	6.65	1145.7	1145.7
14:15	1415	16.91		15.3	59.54	6.64	1153	1153
14:18	1418	16.91		15.3	59.54	6.63	1156	1156
14:21	1421	16.91		15.4	59.72	6.63	1156.8	1156.8

Site Sampling Event	BAL-23Q2
LIMS Workorder	23050523-045
Technician	
Well ID	Date
PZ-182	5/17/2023
PZ-182	5/17/2023
PZ-182	5/17/2023
PZ-182	5/17/2023

ODO (mg/L)	Turbidity (NTU)	ORP (mV)	Purge Volume (gal)
0.76	37	-80.7	
0.74	34.27	-74.7	
0.74	35.08	-70.3	
0.73	35.76	-67.1	

Site Sampling Event	BAL-23Q2						
LIMS Workorder	23050523-046						
Technician							
Well ID	Date	Time	Time (adj)	DTW	Drawdown	Temp (deg C)	Temp (deg F)
TPZ-159							

Site Sampling Event	BAL-23Q2			
LIMS Workorder	23050523-046			
Technician				
Well ID	Date	pH (SU)	Sp Cond ($\mu\text{S}/\text{cm}$)	Sp Cond ($\mu\text{mhos}/\text{cm}$ @25C)
TPZ-159				

Site Sampling Event	BAL-23Q2				
LIMS Workorder	23050523-046				
Technician					
Well ID	Date	ODO (mg/L)	Turbidity (NTU)	ORP (mV)	Purge Volume (gal)
TPZ-159					

Site Sampling Event	BAL-23Q2
LIMS Workorder	23050523-047
Technician	
Well ID	Date
TPZ-164_pore	5/23/2023
TPZ-164_pore	5/23/2023
TPZ-164_pore	5/23/2023
TPZ-164_pore	5/23/2023

Time	Time (adj)	DTW	Drawdown	Temp (deg C)	Temp (deg F)	pH (SU)	Sp Cond ($\mu\text{S}/\text{cm}$)	Sp Cond ($\mu\text{mhos}/\text{cm @25C}$)
12:20	1220	3.91		15.3	59.54	7.23	709	709
12:23	1223	3.91		15.8	60.44	7.15	711.9	711.9
12:26	1226	3.91		15.4	59.72	7.15	715.1	715.1
12:29	1229	3.91		15.2	59.36	7.15	716.6	716.6

Site Sampling Event	BAL-23Q2
LIMS Workorder	23050523-047
Technician	
Well ID	Date
TPZ-164_pore	5/23/2023
TPZ-164_pore	5/23/2023
TPZ-164_pore	5/23/2023
TPZ-164_pore	5/23/2023

ODO (mg/L)	Turbidity (NTU)	ORP (mV)	Purge Volume (gal)
1.06	5.72	25.1	
0.97	3.03	-29.1	
0.94	2.6	-55.6	
0.88	2.23	-71.2	

Site Sampling Event	BAL-23Q2
LIMS Workorder	23050523-048
Technician	
Well ID	Date

Time	Time (adj)	DTW	Drawdown	Temp (deg C)	Temp (deg F)	pH (SU)	Sp Cond ($\mu\text{S}/\text{cm}$)	Sp Cond ($\mu\text{mhos}/\text{cm @25C}$)
13:54	1354	10.3		15.7	60.26	7.07	398.5	398.5
13:57	1357	10.3		16.2	61.16	7.02	400	400
14:00	1400	10.3		16.1	60.98	7.01	400.7	400.7
14:03	1403	10.3		16.1	60.98	7	400.6	400.6

Site Sampling Event	BAL-23Q2
LIMS Workorder	23050523-048
Technician	
Well ID	Date
XPW01	5/23/2023
XPW01	5/23/2023
XPW01	5/23/2023
XPW01	5/23/2023

ODO (mg/L)	Turbidity (NTU)	ORP (mV)	Purge Volume (gal)
1.59	10.19	35.6	
1.39	7.23	17.5	
1.52	4.93	3.9	
1.56	4.11	-5.5	

Site Sampling Event	BAL-23Q2
LIMS Workorder	23050523-049
Technician	
Well ID	Date

Time	Time (adj)	DTW	Drawdown	Temp (deg C)	Temp (deg F)	pH (SU)	Sp Cond ($\mu\text{S}/\text{cm}$)	Sp Cond ($\mu\text{mhos}/\text{cm @25C}$)
10:46	1046	4.75		15.8	60.44	6.94	677.2	677.2
10:49	1049	4.75		16.5	61.7	6.98	673.3	673.3
10:52	1052	4.75		16.4	61.52	7.01	677.4	677.4
10:55	1055	4.75		16.5	61.7	7.05	678.5	678.5

Site Sampling Event	BAL-23Q2
LIMS Workorder	23050523-049
Technician	
Well ID	Date
XPW02	5/23/2023
XPW02	5/23/2023
XPW02	5/23/2023
XPW02	5/23/2023

ODO (mg/L)	Turbidity (NTU)	ORP (mV)	Purge Volume (gal)
0.79	16.15	22.4	
0.78	12.06	-11.7	
0.77	7.65	-36.8	
0.76	6.39	-55.6	

Site Sampling Event	BAL-23Q2
LIMS Workorder	23050523-050
Technician	
Well ID	Date

Time	Time (adj)	DTW	Drawdown	Temp (deg C)	Temp (deg F)	pH (SU)	Sp Cond ($\mu\text{S}/\text{cm}$)	Sp Cond ($\mu\text{mhos}/\text{cm @25C}$)
12:54	1254	8.19		13.9	57.02	8.2	632	632
12:57	1257	8.19		14.7	58.46	8.23	629.7	629.7
13:00	1300	8.19		14.8	58.64	8.24	628.9	628.9
13:03	1303	8.19		14.7	58.46	8.23	630.2	630.2

Site Sampling Event	BAL-23Q2
LIMS Workorder	23050523-050
Technician	
Well ID	Date
XPW04	5/23/2023
XPW04	5/23/2023
XPW04	5/23/2023
XPW04	5/23/2023

ODO (mg/L)	Turbidity (NTU)	ORP (mV)	Purge Volume (gal)
2.34	12.58	32.1	
2.29	7.77	3.1	
2.5	5.11	-17.8	
2.29	4.76	-35.5	

Site Sampling Event	BAL-23Q2
LIMS Workorder	23050523-051
Technician	
Well ID	Date
XPW05	5/23/2023
XPW05	5/23/2023
XPW05	5/23/2023
XPW05	5/23/2023

Time	Time (adj)	DTW	Drawdown	Temp (deg C)	Temp (deg F)	pH (SU)	Sp Cond ($\mu\text{S}/\text{cm}$)	Sp Cond ($\mu\text{mhos}/\text{cm}$ @25C)
11:33	1133	4.69		17.8	64.04	7.07	603.4	603.4
11:36	1136	4.69		17.8	64.04	7.11	597.8	597.8
11:39	1139	4.69		17.8	64.04	7.14	592.5	592.5
11:42	1142	4.69		17.9	64.22	7.16	589	589

Site Sampling Event	BAL-23Q2
LIMS Workorder	23050523-051
Technician	
Well ID	Date
XPW05	5/23/2023
XPW05	5/23/2023
XPW05	5/23/2023
XPW05	5/23/2023

ODO (mg/L)	Turbidity (NTU)	ORP (mV)	Purge Volume (gal)
0.72	14.03	-36.3	
0.72	8.72	-54.6	
0.71	5.49	-67	
0.7	4.27	-76	

Site Sampling Event	BAL-23Q2
LIMS Workorder	23050523-052
Technician	
Well ID	Date

Time	Time (adj)	DTW	Drawdown	Temp (deg C)	Temp (deg F)	pH (SU)	Sp Cond ($\mu\text{S}/\text{cm}$)	Sp Cond ($\mu\text{mhos}/\text{cm @25C}$)
14:59	1459	2.75		16.4	61.52	7.24	646.2	646.2
15:02	1502	2.75		16.8	62.24	7.22	636	636
15:05	1505	2.75		16.6	61.88	7.22	635	635
15:08	1508	2.75		16.5	61.7	7.23	633.5	633.5

Site Sampling Event	BAL-23Q2
LIMS Workorder	23050523-052
Technician	
Well ID	Date
XPW06	5/23/2023
XPW06	5/23/2023
XPW06	5/23/2023
XPW06	5/23/2023

ODO (mg/L)	Turbidity (NTU)	ORP (mV)	Purge Volume (gal)
1.17	1.15	-50.2	
1.21	0.9	-70.8	
1.06	0.69	-81.9	
0.99	0.39	-88.5	

Site Sampling Event	BAL-23Q2
LIMS Workorder	23050523-053
Technician	
Well ID	Date
MW-304	5/22/2023
MW-304	5/22/2023
MW-304	5/22/2023
MW-304	5/22/2023

Time	Time (adj)	DTW	Drawdown	Temp (deg C)	Temp (deg F)	pH (SU)	Sp Cond ($\mu\text{S}/\text{cm}$)	Sp Cond ($\mu\text{mhos}/\text{cm}$ @25C)
10:32	1032	9.53		15.2	59.36	7.53	1706.1	1706.1
10:35	1035	9.53		15.2	59.36	7.51	1694.6	1694.6
10:38	1038	9.53		15.2	59.36	7.51	1690.5	1690.5
10:41	1041	9.53		15.2	59.36	7.51	1691.1	1691.1

Site Sampling Event	BAL-23Q2
LIMS Workorder	23050523-053
Technician	
Well ID	Date
MW-304	5/22/2023
MW-304	5/22/2023
MW-304	5/22/2023
MW-304	5/22/2023

ODO (mg/L)	Turbidity (NTU)	ORP (mV)	Purge Volume (gal)
0.98	0.4	119.2	
0.86	-0.14	117.8	
0.86	-0.34	116.7	
0.81	-0.2	115.5	

Site Sampling Event	BAL-23Q2
LIMS Workorder	23050523-054
Technician	
Well ID	Date
Field Blank	

Time	Time (adj)	DTW	Drawdown	Temp (deg C)	Temp (deg F)	pH (SU)	Sp Cond (µS/cm)	Sp Cond (µmhos/cm @25C)
------	------------	-----	----------	--------------	--------------	---------	-----------------	-------------------------

Site Sampling Event	BAL-23Q2
LIMS Workorder	23050523-054
Technician	
Well ID	Date
Field Blank	

ODO (mg/L)	Turbidity (NTU)	ORP (mV)	Purge Volume (gal)
------------	-----------------	----------	--------------------

Field Analysis Log

Cross Reference to Sample ID	Date mm/dd/yy	Time	Temp. C	pH Results			Conductivity			Other:				
				Reading 1	Reading 2	LCSD	Range Factor	Reading 1	Reading 2	DF	Read1/units	DF	Read2/units	
LCS	5/15/23	12:15			7.10			1413						
CCV	5/15/23	16:30			7.08			1481						

**** Field Meter ID for Temp, pH & Conductivity : ECO RENTAL

**** Field Meter ID for (): _____

Field Temp SOP 1156	SW846	Std Methods	Lot #	Lot #	Lot #
pH in the Field SOP 1152	9040B	2550 B	4500-H B	2510 B	
Field Cond. SOP 1155	9050A	pH 4.0 Buffer	pH 7.0 Buffer	pH 10.0 Buffer	
Other: _____		WC 230105A	WC 230210B	WC 230126C	
		WC 221117B	Conductivity Std. 1412	74610	
			Conductivity Std. _____	_____	
			Conductivity Std. _____	_____	
			Conductivity Std. _____	_____	
			Conductivity LCS/LCSD _____	_____	

pH Calibration	Reading	Conductivity Calibration	Reading	units	Calibration	Reading
	4.00	4.00	1412	µS	Std	Units
	7.00	7.00	_____	µS	Std	Units
Date: 5/15/23	10.00	_____	_____	mS	Std	Units
Time: 12:04						

Field Analyst Sig & Date: Jeremy Carroll 5/15/23
Reviewed By & Date: _____
Reviewed By & Date: _____

Field Analyst Sig & Date: Jeremy Carroll 5/15/23
Reviewed By & Date: _____
Reviewed By & Date: _____

Field Analyst Sig & Date: _____
Reviewed By & Date: _____
Reviewed By & Date: _____

Comments:

Field Analysis Log

Cross Reference to Sample ID	Date mm/dd/yy	Time	Temp. C	pH Results			Conductivity			Other:				
				Reading 1	Reading 2	LCSD	Range Factor	Reading 1	Reading 2	DF	Read1/units	DF	Read2/units	
LCS	5/16/23	10:05	19.9	7.09				1412						
CCV		5/16/23	21.3	7.10				1377						

Field Meter ID for Temp, pH & Conductivity : ECO RENTAL **** Field Meter ID for (): _____

Field Temp SOP 1156	SW846	Std Methods	Lot #	Conductivity Std. <u>1412</u>	Lot #	Lot #
pH in the Field SOP 1152	9040B	2550 B	WC 230105A	Conductivity Std. _____	74610	_____
Field Cond. SOP 1155	9050A	4500-H B	WC 230210B	Conductivity Std. _____	_____	_____
Other: _____		2510 B	WC 230126C	Conductivity Std. _____	_____	_____
		pH 4.0 Buffer	WC 221117B	Conductivity LCS/LCSD _____	_____	_____
		pH 7.0 Buffer				
		pH 10.0 Buffer				
		pH LCS/LCSD <u>7</u>				

pH Calibration	Reading	Conductivity Calibration	Reading	units	Calibration	Reading
Date: <u>5/16/23</u>	4.00 <u>4.01</u>	<u>1412</u> μ S	0-199.9	μ S	Std _____	Units _____
Time: <u>4:58</u>	7.00 <u>7.02</u>	_____ μ S	0-1999	<u>1413</u> μ S	Std _____	Units _____
	10.00 <u>9.96</u>	_____ mS	0-19.99	_____ mS	Std _____	Units _____

Field Analyst Sig & Date: <u>Juan Carlos 5/16/23</u>	Field Analyst Sig & Date: <u>Juan Carlos</u>	Field Analyst Sig & Date: _____
Reviewed By & Date: _____	Reviewed By & Date: _____	Reviewed By & Date: _____
Reviewed By & Date: _____	Reviewed By & Date: _____	Reviewed By & Date: _____

Comments:

Field Analysis Log

Cross Reference to Sample ID	Date mm/dd/yy	Time	Temp. C	pH Results			Conductivity			Other:				
				Reading 1	Reading 2	LCSD	Range Factor	Reading 1	Reading 2	DF	Read1/units	DF	Read2/units	
LCS	5/17/23	10:20	18.5		7.09			1413						
ccv	1800	5/17/23	24.6	7.08				1441						

**** Field Meter ID for Temp, pH & Conductivity : ECO RENTAL

**** Field Meter ID for (): _____

	SW846	Std Methods		Lot #		Lot #	Lot #
Field Temp SOP 1156		2550 B	pH 4.0 Buffer	WC 230105A	Conductivity Std. <u>1412</u>	<u>74610</u>	Std. _____
pH in the Field SOP 1152	9040B	4500-H B	pH 7.0 Buffer	WC 230210B	Conductivity Std. _____	_____	Std. _____
Field Cond. SOP 1155	9050A	2510 B	pH 10.0 Buffer	WC 230126C	Conductivity Std. _____	_____	Std. _____
Other: _____			pH LCS/LCSD <u>7</u>	WC 221117B	Conductivity LCS/LCSD _____	_____	LCS/LCSD _____

	Reading
pH Calibration	4.00 <u>3.98</u>
Date: <u>5/17/23</u>	7.00 <u>7.02</u>
Time: <u>10:08</u>	10.00 <u>10.05</u>

Conductivity Calibration		Reading	units
_____	µS	0-199.9	µS
<u>1412</u>	µS	0-1999	µS
_____	mS	0-19.99	mS

Calibration		Reading
Std _____	Units _____	_____
Std _____	Units _____	_____
Std _____	Units _____	_____

Field Analyst Sig & Date: Terany Carroll 5/17/23
 Reviewed By & Date: _____
 Reviewed By & Date: _____

Field Analyst Sig & Date: Terany Carroll 5/17/23
 Reviewed By & Date: _____
 Reviewed By & Date: _____

Field Analyst Sig & Date: _____
 Reviewed By & Date: _____
 Reviewed By & Date: _____

Comments:

Field Analysis Log

Cross Reference to Sample ID	Date mm/dd/yy	Time	Temp. C	pH Results			Conductivity			Other:				
				Reading 1	Reading 2	LCSD	Range Factor	Reading 1	Reading 2	DF	Read1/units	DF	Read2/units	
LCS	5/18/23	9:28	21.4	7.08				1412						
ccv		11:56	20.3	7.07				1412						

**** Field Meter ID for Temp, pH & Conductivity : ECO RENTAL **** Field Meter ID for (): _____

Field Temp SOP 1156	SW846	Std Methods	Lot #	Lot #	Lot #
pH in the Field SOP 1152	9040B	4500-H B	WC 230105A	74610	
Field Cond. SOP 1155	9050A	2510 B	WC 230210B		
Other: _____			WC 230126C		
			WC 221117B		

pH Calibration	Reading	Conductivity Calibration	Reading	units	Calibration	Reading
Date: 5/18/23	4.00	µS	0-199.9	µS	Std	Units
Time: 9:22	7.00	1412	0-1999	1412	Std	Units
	10.00	mS	0-19.99	mS	Std	Units

Field Analyst Sig & Date: Juan Carlos 5/18/23 Field Analyst Sig & Date: Juan Carlos 5/18/23 Field Analyst Sig & Date: _____
 Reviewed By & Date: _____ Reviewed By & Date: _____ Reviewed By & Date: _____
 Reviewed By & Date: _____ Reviewed By & Date: _____ Reviewed By & Date: _____

Comments:

Field Analysis Log

Cross Reference to Sample ID	Date mm/dd/yy	Time	Temp. C	pH Results			Conductivity			Other:				
				Reading 1	Reading 2	LCSD	Range Factor	Reading 1	Reading 2	DF	Read1/units	DF	Read2/units	
LCS	5/19/23	8:20	22.2	7.05				1413						
ccv	5/19/23	12:57	26.3	7.07				1412						

**** Field Meter ID for Temp, pH & Conductivity : ECO RENTAL

**** Field Meter ID for (): _____

	SW846	Std Methods		Lot #		Lot #		Lot #
Field Temp SOP 1156		2550 B	pH 4.0 Buffer	WC 230105A	Conductivity Std. <u>1412</u>	<u>74610</u>		
pH in the Field SOP 1152	9040B	4500-H B	pH 7.0 Buffer	WC 230210B	Conductivity Std. _____			
Field Cond. SOP 1155	9050A	2510 B	pH 10.0 Buffer	WC 230126C	Conductivity Std. _____			
Other: _____			pH LCS/LCSD <u>7</u>	WC 221117B	Conductivity LCS/LCSD _____			

	Reading	Conductivity Calibration	Reading	units	Calibration	Reading
pH Calibration	4.00	<u>4.01</u>		μ S	0-199.9	
Date: <u>5/19/23</u>	7.00	<u>7.02</u>	<u>1412</u>	μ S	0-1999	<u>1412</u>
Time: <u>8:06</u>	10.00	<u>10.02</u>		mS	0-19.99	

Field Analyst Sig & Date: Tracy Carruth 5/19/23
Reviewed By & Date: _____
Reviewed By & Date: _____

Field Analyst Sig & Date: Tracy Carruth 5/19/23
Reviewed By & Date: _____
Reviewed By & Date: _____

Field Analyst Sig & Date: _____
Reviewed By & Date: _____
Reviewed By & Date: _____

Comments:

Field Analysis Log

Cross Reference to Sample ID	Date mm/dd/yy	Time	Temp. C	pH Results			Conductivity			Other:					
				Reading 1	Reading 2	LCSD	Range Factor	Reading 1	Reading 2	DF	Read1/units	DF	Read2/units		
LCS	5/22/23	10:00	17.7	7.10				1414							
CCV	5/22/23	18:30	23.8	7.09				1439							

**** Field Meter ID for Temp, pH & Conductivity : Eco Rental **** Field Meter ID for (): _____

Field Temp SOP 1156	SW846	Std Methods	Lot #	Conductivity Std. <u>1412</u>	Lot #	Lot #
pH in the Field SOP 1152	9040B	2550 B	WC 230105A	Conductivity Std. _____	74610	_____
Field Cond. SOP 1155	9050A	4500-H B	WC 230210B	Conductivity Std. _____	_____	_____
Other: _____		2510 B	WC 230126C	Conductivity Std. _____	_____	_____
		pH LCS/LCSD <u>7</u>	WC 221117B	Conductivity LCS/LCSD _____	_____	_____

pH Calibration	Reading	Conductivity Calibration	Reading	units	Calibration	Reading
	4.00	<u>4.00</u>	<u>1412</u>	<u>1414</u>	<u>µS</u>	Std _____ Units _____
	7.00	<u>7.03</u>			<u>µS</u>	Std _____ Units _____
Date: <u>5/22/23</u>	10.00	<u>9.90</u>			<u>mS</u>	Std _____ Units _____
Time: <u>9:53</u>						

Field Analyst Sig & Date: <u>Juan Carlos 5/22/23</u>	Field Analyst Sig & Date: <u>Juan Carlos 5/22/23</u>	Field Analyst Sig & Date: _____
Reviewed By & Date: _____	Reviewed By & Date: _____	Reviewed By & Date: _____
Reviewed By & Date: _____	Reviewed By & Date: _____	Reviewed By & Date: _____

Comments:

Field Analysis Log

Cross Reference to Sample ID	Date mm/dd/yy	Time	Temp. C	pH Results			Conductivity	Other:							
				Reading 1	Reading 2	LCSD		Range Factor	Reading 1	Reading 2	DF	Read1/units	DF	Read2/units	
LCS	5/23/22	10:20	20.3	7.10				1413							
CCV	5/23/22	19:40	26.5	7.10				1381							

**** Field Meter ID for Temp, pH & Conductivity : Eco Rental **** Field Meter ID for (): _____

Field Temp SOP 1156	SW846	Std Methods	Lot #	Lot #	Lot #
pH in the Field SOP 1152	9040B	4500-H B	WC 230105A	74610	
Field Cond. SOP 1155	9050A	2510 B	WC 230210B		
Other: _____			WC 230126C		
			WC 221117B		

pH Calibration	4.00	Reading 4.00	Conductivity Calibration	Reading	units	Calibration	Reading
Date: 5/23/22	7.00	7.02	1412	0-199.9	µS	Std	Units
Time: 10:10	10.00	10.00		0-19.99	mS	Std	Units

Field Analyst Sig & Date: Jimmy Carroll 5/23/22 Field Analyst Sig & Date: Jimmy Carroll 5/23/22 Field Analyst Sig & Date: _____
 Reviewed By & Date: _____ Reviewed By & Date: _____ Reviewed By & Date: _____
 Reviewed By & Date: _____ Reviewed By & Date: _____ Reviewed By & Date: _____

Comments:

July 24, 2023

Eric Bauer
Ramboll
234 W. Florida Street
Fifth Floor
Milwaukee, WI 53204
TEL: (414) 837-3607
FAX: (414) 837-3608



Illinois	100226
Kansas	E-10374
Louisiana	05002
Louisiana	05003
Oklahoma	9978

RE: BAL-23Q2 Resample

WorkOrder: 23070156

Dear Eric Bauer:

TEKLAB, INC received 6 samples on 7/10/2023 4:20:00 PM for the analysis presented in the following report.

Samples are analyzed on an as received basis unless otherwise requested and documented. The sample results contained in this report relate only to the requested analytes of interest as directed on the chain of custody. NELAP accredited fields of testing are indicated by the letters NELAP under the Certification column. Unless otherwise documented within this report, Teklab Inc. analyzes samples utilizing the most current methods in compliance with 40CFR. All tests are performed in the Collinsville, IL laboratory unless otherwise noted in the Case Narrative.

All quality control criteria applicable to the test methods employed for this project have been satisfactorily met and are in accordance with NELAP except where noted. The following report shall not be reproduced, except in full, without the written approval of Teklab, Inc.

If you have any questions regarding these tests results, please feel free to call.

Sincerely,



Elizabeth A. Hurley
Director of Customer Service
(618)344-1004 ex 33
ehurley@teklabinc.com



Report Contents

<http://www.teklabinc.com/>

Client: Ramboll

Work Order: 23070156

Client Project: BAL-23Q2 Resample

Report Date: 24-Jul-23

This reporting package includes the following:

Cover Letter	1
Report Contents	2
Definitions	3
Case Narrative	5
Accreditations	6
Laboratory Results	7
Sample Summary	19
Dates Report	20
Quality Control Results	25
Receiving Check List	36
Chain of Custody	Appended



Definitions

<http://www.teklabinc.com/>

Client: Ramboll

Work Order: 23070156

Client Project: BAL-23Q2 Resample

Report Date: 24-Jul-23

Abbr Definition

* Analytes on report marked with an asterisk are not NELAP accredited

CCV Continuing calibration verification is a check of a standard to determine the state of calibration of an instrument between recalibration.

CRQL A Client Requested Quantitation Limit is a reporting limit that varies according to customer request. The CRQL may not be less than the MDL.

DF Dilution factor is the dilution performed during analysis only and does not take into account any dilutions made during sample preparation. The reported result is final and includes all dilution factors.

DNI Did not ignite

DUP Laboratory duplicate is a replicate aliquot prepared under the same laboratory conditions and independently analyzed to obtain a measure of precision.

ICV Initial calibration verification is a check of a standard to determine the state of calibration of an instrument before sample analysis is initiated.

IDPH IL Dept. of Public Health

LCS Laboratory control sample is a sample matrix, free from the analytes of interest, spiked with verified known amounts of analytes and analyzed exactly like a sample to establish intra-laboratory or analyst specific precision and bias or to assess the performance of all or a portion of the measurement system.

LCSD Laboratory control sample duplicate is a replicate laboratory control sample that is prepared and analyzed in order to determine the precision of the approved test method. The acceptable recovery range is listed in the QC Package (provided upon request).

MBLK Method blank is a sample of a matrix similar to the batch of associated sample (when available) that is free from the analytes of interest and is processed simultaneously with and under the same conditions as samples through all steps of the analytical procedures, and in which no target analytes or interferences should present at concentrations that impact the analytical results for sample analyses.

MDL "The method detection limit is defined as the minimum measured concentration of a substance that can be reported with 99% confidence that the measured concentration is distinguishable from method blank results."

MS Matrix spike is an aliquot of matrix fortified (spiked) with known quantities of specific analytes that is subjected to the entire analytical procedures in order to determine the effect of the matrix on an approved test method's recovery system. The acceptable recovery range is listed in the QC Package (provided upon request).

MSD Matrix spike duplicate means a replicate matrix spike that is prepared and analyzed in order to determine the precision of the approved test method. The acceptable recovery range is listed in the QC Package (provided upon request).

MW Molecular weight

NC Data is not acceptable for compliance purposes

ND Not Detected at the Reporting Limit

NELAP NELAP Accredited

PQL Practical quantitation limit means the lowest level that can be reliably achieved within specified limits of precision and accuracy during routine laboratory operation conditions.

RL The reporting limit the lowest level that the data is displayed in the final report. The reporting limit may vary according to customer request or sample dilution. The reporting limit may not be less than the MDL.

RPD Relative percent difference is a calculated difference between two recoveries (ie. MS/MSD). The acceptable recovery limit is listed in the QC Package (provided upon request).

SPK The spike is a known mass of target analyte added to a blank sample or sub-sample; used to determine recovery deficiency or for other quality control purposes.

Surr Surrogates are compounds which are similar to the analytes of interest in chemical composition and behavior in the analytical process, but which are not normally found in environmental samples.

TIC Tentatively identified compound: Analytes tentatively identified in the sample by using a library search. Only results not in the calibration standard will be reported as tentatively identified compounds. Results for tentatively identified compounds that are not present in the calibration standard, but are assigned a specific chemical name based upon the library search, are calculated using total peak areas from reconstructed ion chromatograms and a response factor of one. The nearest Internal Standard is used for the calculation. The results of any TICs must be considered estimated, and are flagged with a "T". If the estimated result is above the calibration range it is flagged "ET"

TNTC Too numerous to count (> 200 CFU)



Definitions

<http://www.teklabinc.com/>

Client: Ramboll

Work Order: 23070156

Client Project: BAL-23Q2 Resample

Report Date: 24-Jul-23

Qualifiers

- # - Unknown hydrocarbon
- C - RL shown is a Client Requested Quantitation Limit
- H - Holding times exceeded
- J - Analyte detected below quantitation limits
- ND - Not Detected at the Reporting Limit
- S - Spike Recovery outside recovery limits
- X - Value exceeds Maximum Contaminant Level
- B - Analyte detected in associated Method Blank
- E - Value above quantitation range
- I - Associated internal standard was outside method criteria
- M - Manual Integration used to determine area response
- R - RPD outside accepted recovery limits
- T - TIC(Tentatively identified compound)



Case Narrative

<http://www.teklabinc.com/>

Client: Ramboll
Client Project: BAL-23Q2 Resample

Work Order: 23070156
Report Date: 24-Jul-23

Cooler Receipt Temp: 8.6 °C

An employee of Teklab, Inc. collected the sample(s).

Locations

Collinsville

Address 5445 Horseshoe Lake Road
 Collinsville, IL 62234-7425
Phone (618) 344-1004
Fax (618) 344-1005
Email jhriley@teklabinc.com

Collinsville Air

Address 5445 Horseshoe Lake Road
 Collinsville, IL 62234-7425
Phone (618) 344-1004
Fax (618) 344-1005
Email EHurley@teklabinc.com

Springfield

Address 3920 Pintail Dr
 Springfield, IL 62711-9415
Phone (217) 698-1004
Fax (217) 698-1005
Email KKlostermann@teklabinc.com

Chicago

Address 1319 Butterfield Rd.
 Downers Grove, IL 60515
Phone (630) 324-6855
Fax
Email arenner@teklabinc.com

Kansas City

Address 8421 Nieman Road
 Lenexa, KS 66214
Phone (913) 541-1998
Fax (913) 541-1998
Email jhriley@teklabinc.com



Accreditations

<http://www.teklabinc.com/>

Client: Ramboll

Work Order: 23070156

Client Project: BAL-23Q2 Resample

Report Date: 24-Jul-23

State	Dept	Cert #	NELAP	Exp Date	Lab
Illinois	IEPA	100226	NELAP	1/31/2024	Collinsville
Kansas	KDHE	E-10374	NELAP	4/30/2024	Collinsville
Louisiana	LDEQ	05002	NELAP	6/30/2024	Collinsville
Louisiana	LDEQ	05003	NELAP	6/30/2024	Collinsville
Oklahoma	ODEQ	9978	NELAP	8/31/2023	Collinsville
Arkansas	ADEQ	88-0966		3/14/2024	Collinsville
Illinois	IDPH	17584		5/31/2025	Collinsville
Iowa	IDNR	430		6/1/2024	Collinsville
Kentucky	UST	0073		1/31/2024	Collinsville
Missouri	MDNR	00930		5/31/2023	Collinsville
Missouri	MDNR	930		1/31/2025	Collinsville



Client: Ramboll
Client Project: BAL-23Q2 Resample
Lab ID: 23070156-001
Matrix: GROUNDWATER

Work Order: 23070156
Report Date: 24-Jul-23

Client Sample ID: MW-151

Collection Date: 07/10/2023 13:45

Analyses	Certification	MDL	RL	Qual	Result	Units	DF	Date Analyzed	Batch
FIELD ELEVATION MEASUREMENTS									
Depth to water from measuring point	*	0	0		5.78	ft	1	07/10/2023 13:45	R331608
STANDARD METHODS 2130 B FIELD									
Turbidity	*	1.0	1.0		15	NTU	1	07/10/2023 13:45	R331608
STANDARD METHODS 18TH ED. 2580 B FIELD									
Oxidation-Reduction Potential	*	-300	-300		125	mV	1	07/10/2023 13:45	R331608
STANDARD METHODS 2510 B FIELD									
Spec. Conductance, Field	*	0	0		922	µS/cm	1	07/10/2023 13:45	R331608
STANDARD METHODS 2550 B FIELD									
Temperature	*	0	0		15.2	°C	1	07/10/2023 13:45	R331608
STANDARD METHODS 4500-O G FIELD									
Oxygen, Dissolved	*	0	0		19.3	mg/L	1	07/10/2023 13:45	R331608
SW-846 9040B FIELD									
pH	*	0	1.00		6.98		1	07/10/2023 13:45	R331608
STANDARD METHODS 2540 C (TOTAL) 1997, 2011									
Total Dissolved Solids	NELAP	16	20		602	mg/L	1	07/12/2023 10:51	R331525
SW-846 9036 (DISSOLVED)									
Sulfate	NELAP	12	20		86	mg/L	2	07/21/2023 12:51	R333007
SW-846 9036 (TOTAL)									
Sulfate	NELAP	12	20		82	mg/L	2	07/21/2023 13:53	R333007
SW-846 9214 (DISSOLVED)									
Fluoride	NELAP	0.04	0.10		0.53	mg/L	1	07/11/2023 14:29	R331398
SW-846 9214 (TOTAL)									
Fluoride	NELAP	0.04	0.10		0.53	mg/L	1	07/11/2023 12:05	R331398
SW-846 9251 (DISSOLVED)									
Chloride	NELAP	1	4		39	mg/L	1	07/14/2023 20:18	R331669
SW-846 9251 (TOTAL)									
Chloride	NELAP	1	4		38	mg/L	1	07/14/2023 21:46	R331669
SW-846 3005A, 6010B, METALS BY ICP (DISSOLVED)									
Arsenic	NELAP	0.0087	0.0100		< 0.0100	mg/L	1	07/11/2023 17:21	208292
Barium	NELAP	0.0007	0.0025		0.0547	mg/L	1	07/11/2023 17:21	208292
Beryllium	NELAP	0.0002	0.0005		< 0.0005	mg/L	1	07/11/2023 17:21	208292
Boron	NELAP	0.0090	0.0200		0.760	mg/L	1	07/11/2023 17:21	208292
Cadmium	NELAP	0.0005	0.0020		< 0.0020	mg/L	1	07/11/2023 17:21	208292
Calcium	NELAP	0.0350	0.100		112	mg/L	1	07/11/2023 17:21	208292
Chromium	NELAP	0.0028	0.0050		< 0.0050	mg/L	1	07/11/2023 17:21	208292
Lead	NELAP	0.0040	0.0075		< 0.0075	mg/L	1	07/11/2023 17:21	208292
Molybdenum	NELAP	0.0037	0.0100		< 0.0100	mg/L	1	07/11/2023 17:21	208292
SW-846 3005A, 6010B, METALS BY ICP (TOTAL)									
Arsenic	NELAP	0.0087	0.0100		< 0.0100	mg/L	1	07/11/2023 14:50	208291
Barium	NELAP	0.0007	0.0025		0.0550	mg/L	1	07/11/2023 14:50	208291
Beryllium	NELAP	0.0002	0.0005		< 0.0005	mg/L	1	07/11/2023 14:50	208291
Boron	NELAP	0.0090	0.0200		0.749	mg/L	1	07/11/2023 14:50	208291
Cadmium	NELAP	0.0005	0.0020		< 0.0020	mg/L	1	07/11/2023 14:50	208291
Calcium	NELAP	0.0350	0.100		116	mg/L	1	07/11/2023 14:50	208291
Chromium	NELAP	0.0028	0.0050		< 0.0050	mg/L	1	07/11/2023 14:50	208291



Client: Ramboll
Client Project: BAL-23Q2 Resample
Lab ID: 23070156-001
Matrix: GROUNDWATER

Work Order: 23070156
Report Date: 24-Jul-23

Client Sample ID: MW-151

Collection Date: 07/10/2023 13:45

Analyses	Certification	MDL	RL	Qual	Result	Units	DF	Date Analyzed	Batch
SW-846 3005A, 6010B, METALS BY ICP (TOTAL)									
Lead	NELAP	0.0040	0.0075		< 0.0075	mg/L	1	07/11/2023 14:50	208291
Molybdenum	NELAP	0.0037	0.0100		< 0.0100	mg/L	1	07/11/2023 14:50	208291
SW-846 3005A, 6020A, METALS BY ICPMS (DISSOLVED)									
Antimony	NELAP	0.0004	0.0010	J	0.0005	mg/L	5	07/13/2023 11:27	208292
Cobalt	NELAP	0.0001	0.0010		< 0.0010	mg/L	5	07/13/2023 11:27	208292
Lithium	*	0.0015	0.0030		0.0302	mg/L	5	07/17/2023 10:12	208292
Selenium	NELAP	0.0006	0.0010		< 0.0010	mg/L	5	07/13/2023 11:27	208292
Thallium	NELAP	0.0010	0.0020		< 0.0020	mg/L	5	07/13/2023 11:27	208292
SW-846 3005A, 6020A, METALS BY ICPMS (TOTAL)									
Antimony	NELAP	0.0008	0.0010	J	0.0008	mg/L	5	07/13/2023 10:03	208291
Cobalt	NELAP	0.0004	0.0010	J	0.0006	mg/L	5	07/13/2023 10:03	208291
Lithium	*	0.0015	0.0030		0.0277	mg/L	5	07/17/2023 9:09	208291
Selenium	NELAP	0.0006	0.0010		< 0.0010	mg/L	5	07/13/2023 10:03	208291
Thallium	NELAP	0.0010	0.0020		< 0.0020	mg/L	5	07/13/2023 10:03	208291
SW-846 7470A (DISSOLVED)									
Mercury	NELAP	0.00006	0.00020		< 0.00020	mg/L	1	07/11/2023 12:27	208293
SW-846 7470A (TOTAL)									
Mercury	NELAP	0.00006	0.00020		< 0.00020	mg/L	1	07/11/2023 12:24	208293



Client: Ramboll
Client Project: BAL-23Q2 Resample
Lab ID: 23070156-002
Matrix: GROUNDWATER

Work Order: 23070156
Report Date: 24-Jul-23

Client Sample ID: MW-153

Collection Date: 07/10/2023 14:58

Analyses	Certification	MDL	RL	Qual	Result	Units	DF	Date Analyzed	Batch
FIELD ELEVATION MEASUREMENTS									
Depth to water from measuring point	*	0	0		16.50	ft	1	07/10/2023 14:58	R331608
STANDARD METHODS 2130 B FIELD									
Turbidity	*	1.0	1.0		8.4	NTU	1	07/10/2023 14:58	R331608
STANDARD METHODS 18TH ED. 2580 B FIELD									
Oxidation-Reduction Potential	*	-300	-300		150	mV	1	07/10/2023 14:58	R331608
STANDARD METHODS 2510 B FIELD									
Spec. Conductance, Field	*	0	0		570	µS/cm	1	07/10/2023 14:58	R331608
STANDARD METHODS 2550 B FIELD									
Temperature	*	0	0		15.6	°C	1	07/10/2023 14:58	R331608
STANDARD METHODS 4500-O G FIELD									
Oxygen, Dissolved	*	0	0		19.9	mg/L	1	07/10/2023 14:58	R331608
SW-846 9040B FIELD									
pH	*	0	1.00		6.84		1	07/10/2023 14:58	R331608
STANDARD METHODS 2540 C (TOTAL) 1997, 2011									
Total Dissolved Solids	NELAP	16	20		378	mg/L	1	07/12/2023 10:52	R331525
SW-846 9036 (DISSOLVED)									
Sulfate	NELAP	12	20		67	mg/L	2	07/21/2023 13:12	R333007
SW-846 9036 (TOTAL)									
Sulfate	NELAP	12	20		62	mg/L	2	07/21/2023 14:03	R333007
SW-846 9214 (DISSOLVED)									
Fluoride	NELAP	0.04	0.10		0.43	mg/L	1	07/11/2023 14:31	R331398
SW-846 9214 (TOTAL)									
Fluoride	NELAP	0.04	0.10		0.39	mg/L	1	07/11/2023 12:06	R331398
SW-846 9251 (DISSOLVED)									
Chloride	NELAP	1	4		19	mg/L	1	07/14/2023 20:53	R331669
SW-846 9251 (TOTAL)									
Chloride	NELAP	1	4		15	mg/L	1	07/14/2023 21:57	R331669
SW-846 3005A, 6010B, METALS BY ICP (DISSOLVED)									
Arsenic	NELAP	0.0087	0.0100		< 0.0100	mg/L	1	07/11/2023 17:23	208292
Barium	NELAP	0.0007	0.0025		0.0330	mg/L	1	07/11/2023 17:23	208292
Beryllium	NELAP	0.0002	0.0005		< 0.0005	mg/L	1	07/11/2023 17:23	208292
Boron	NELAP	0.0090	0.020	J	0.016	mg/L	1	07/11/2023 17:23	208292
Cadmium	NELAP	0.0005	0.0020		< 0.0020	mg/L	1	07/11/2023 17:23	208292
Calcium	NELAP	0.0350	0.100		49.6	mg/L	1	07/11/2023 17:23	208292
Chromium	NELAP	0.0028	0.0050		< 0.0050	mg/L	1	07/11/2023 17:23	208292
Lead	NELAP	0.0040	0.0075		< 0.0075	mg/L	1	07/11/2023 17:23	208292
Molybdenum	NELAP	0.0037	0.0100		< 0.0100	mg/L	1	07/11/2023 17:23	208292
SW-846 3005A, 6010B, METALS BY ICP (TOTAL)									
Arsenic	NELAP	0.0087	0.0100		< 0.0100	mg/L	1	07/11/2023 16:53	208291
Barium	NELAP	0.0007	0.0025		0.0365	mg/L	1	07/11/2023 16:53	208291
Beryllium	NELAP	0.0002	0.0005		< 0.0005	mg/L	1	07/11/2023 16:53	208291
Boron	NELAP	0.0090	0.0200		< 0.0200	mg/L	1	07/11/2023 16:53	208291
Cadmium	NELAP	0.0005	0.0020		< 0.0020	mg/L	1	07/11/2023 16:53	208291
Calcium	NELAP	0.0350	0.100		48.8	mg/L	1	07/11/2023 16:53	208291
Chromium	NELAP	0.0028	0.0050		< 0.0050	mg/L	1	07/11/2023 16:53	208291



Client: Ramboll
Client Project: BAL-23Q2 Resample
Lab ID: 23070156-002
Matrix: GROUNDWATER

Work Order: 23070156
Report Date: 24-Jul-23

Client Sample ID: MW-153

Collection Date: 07/10/2023 14:58

Analyses	Certification	MDL	RL	Qual	Result	Units	DF	Date Analyzed	Batch
SW-846 3005A, 6010B, METALS BY ICP (TOTAL)									
Lead	NELAP	0.0040	0.0075		< 0.0075	mg/L	1	07/11/2023 16:53	208291
Molybdenum	NELAP	0.0037	0.0100		< 0.0100	mg/L	1	07/11/2023 16:53	208291
SW-846 3005A, 6020A, METALS BY ICPMS (DISSOLVED)									
Antimony	NELAP	0.0004	0.0010		< 0.0010	mg/L	5	07/13/2023 11:33	208292
Cobalt	NELAP	0.0001	0.0010		< 0.0010	mg/L	5	07/13/2023 11:33	208292
Lithium	*	0.0015	0.0030		0.0038	mg/L	5	07/17/2023 10:16	208292
Selenium	NELAP	0.0006	0.0010		0.0021	mg/L	5	07/13/2023 11:33	208292
Thallium	NELAP	0.0010	0.0020		< 0.0020	mg/L	5	07/13/2023 11:33	208292
SW-846 3005A, 6020A, METALS BY ICPMS (TOTAL)									
Antimony	NELAP	0.0008	0.0010		< 0.0010	mg/L	5	07/13/2023 10:09	208291
Cobalt	NELAP	0.0004	0.0010		< 0.0010	mg/L	5	07/13/2023 10:09	208291
Lithium	*	0.0015	0.0030		0.0034	mg/L	5	07/17/2023 9:13	208291
Selenium	NELAP	0.0006	0.0010		0.0024	mg/L	5	07/13/2023 10:09	208291
Thallium	NELAP	0.0010	0.0020		< 0.0020	mg/L	5	07/13/2023 10:09	208291
SW-846 7470A (DISSOLVED)									
Mercury	NELAP	0.00006	0.00020		< 0.00020	mg/L	1	07/11/2023 12:31	208293
SW-846 7470A (TOTAL)									
Mercury	NELAP	0.00006	0.00020		< 0.00020	mg/L	1	07/11/2023 12:29	208293



Client: Ramboll
Client Project: BAL-23Q2 Resample
Lab ID: 23070156-003
Matrix: GROUNDWATER

Work Order: 23070156
Report Date: 24-Jul-23

Client Sample ID: MW-352

Collection Date: 07/10/2023 12:42

Analyses	Certification	MDL	RL	Qual	Result	Units	DF	Date Analyzed	Batch
FIELD ELEVATION MEASUREMENTS									
Depth to water from measuring point	*	0	0		5.32	ft	1	07/10/2023 12:42	R331608
STANDARD METHODS 2130 B FIELD									
Turbidity	*	1.0	1.0		3.2	NTU	1	07/10/2023 12:42	R331608
STANDARD METHODS 18TH ED. 2580 B FIELD									
Oxidation-Reduction Potential	*	-300	-300		65	mV	1	07/10/2023 12:42	R331608
STANDARD METHODS 2510 B FIELD									
Spec. Conductance, Field	*	0	0		2040	µS/cm	1	07/10/2023 12:42	R331608
STANDARD METHODS 2550 B FIELD									
Temperature	*	0	0		19.5	°C	1	07/10/2023 12:42	R331608
STANDARD METHODS 4500-O G FIELD									
Oxygen, Dissolved	*	0	0		14.2	mg/L	1	07/10/2023 12:42	R331608
SW-846 9040B FIELD									
pH	*	0	1.00		7.30		1	07/10/2023 12:42	R331608
STANDARD METHODS 2540 C (TOTAL) 1997, 2011									
Total Dissolved Solids	NELAP	16	20		1330	mg/L	1	07/12/2023 10:52	R331525
SW-846 9036 (DISSOLVED)									
Sulfate	NELAP	6	10	J	8	mg/L	1	07/14/2023 21:00	R331653
SW-846 9036 (TOTAL)									
Sulfate	NELAP	6	10	J	7	mg/L	1	07/14/2023 22:33	R331653
SW-846 9214 (DISSOLVED)									
Fluoride	NELAP	0.04	0.10		1.46	mg/L	1	07/11/2023 14:33	R331398
SW-846 9214 (TOTAL)									
Fluoride	NELAP	0.04	0.10		1.46	mg/L	1	07/11/2023 12:08	R331398
SW-846 9251 (DISSOLVED)									
Chloride	NELAP	10	80		561	mg/L	20	07/21/2023 13:21	R333014
SW-846 9251 (TOTAL)									
Chloride	NELAP	10	80		582	mg/L	20	07/21/2023 14:38	R333014
SW-846 3005A, 6010B, METALS BY ICP (DISSOLVED)									
Arsenic	NELAP	0.0087	0.0100		< 0.0100	mg/L	1	07/11/2023 17:25	208292
Barium	NELAP	0.0007	0.0025		0.0930	mg/L	1	07/11/2023 17:25	208292
Beryllium	NELAP	0.0002	0.0005		< 0.0005	mg/L	1	07/11/2023 17:25	208292
Boron	NELAP	0.0090	0.0200		1.94	mg/L	1	07/11/2023 17:25	208292
Cadmium	NELAP	0.0005	0.0020		< 0.0020	mg/L	1	07/11/2023 17:25	208292
Calcium	NELAP	0.0350	0.100	S	95.8	mg/L	1	07/11/2023 17:25	208292
Chromium	NELAP	0.0028	0.0050		< 0.0050	mg/L	1	07/11/2023 17:25	208292
Lead	NELAP	0.0040	0.0075		< 0.0075	mg/L	1	07/11/2023 17:25	208292
Molybdenum	NELAP	0.0037	0.0100		< 0.0100	mg/L	1	07/11/2023 17:25	208292
<i>Matrix spike control limits are not applicable due to high sample/spike ratio.</i>									
SW-846 3005A, 6010B, METALS BY ICP (TOTAL)									
Arsenic	NELAP	0.0087	0.0100		< 0.0100	mg/L	1	07/11/2023 16:55	208291
Barium	NELAP	0.0007	0.0025		0.0898	mg/L	1	07/11/2023 16:55	208291
Beryllium	NELAP	0.0002	0.0005		< 0.0005	mg/L	1	07/11/2023 16:55	208291
Boron	NELAP	0.0090	0.0200		2.10	mg/L	1	07/11/2023 16:55	208291
Cadmium	NELAP	0.0005	0.0020		< 0.0020	mg/L	1	07/11/2023 16:55	208291
Calcium	NELAP	0.0350	0.100		105	mg/L	1	07/11/2023 16:55	208291



Client: Ramboll
Client Project: BAL-23Q2 Resample
Lab ID: 23070156-003
Matrix: GROUNDWATER

Work Order: 23070156
Report Date: 24-Jul-23

Client Sample ID: MW-352

Collection Date: 07/10/2023 12:42

Analyses	Certification	MDL	RL	Qual	Result	Units	DF	Date Analyzed	Batch
SW-846 3005A, 6010B, METALS BY ICP (TOTAL)									
Chromium	NELAP	0.0028	0.0050		< 0.0050	mg/L	1	07/11/2023 16:55	208291
Lead	NELAP	0.0040	0.0075		< 0.0075	mg/L	1	07/11/2023 16:55	208291
Molybdenum	NELAP	0.0037	0.0100		< 0.0100	mg/L	1	07/11/2023 16:55	208291
SW-846 3005A, 6020A, METALS BY ICPMS (DISSOLVED)									
Antimony	NELAP	0.0004	0.0010		< 0.0010	mg/L	5	07/13/2023 11:55	208292
Cobalt	NELAP	0.0001	0.0010		< 0.0010	mg/L	5	07/13/2023 11:55	208292
Lithium	*	0.0015	0.0030		0.0945	mg/L	5	07/17/2023 10:41	208292
Selenium	NELAP	0.0006	0.0010		< 0.0010	mg/L	5	07/13/2023 11:55	208292
Thallium	NELAP	0.0010	0.0020		< 0.0020	mg/L	5	07/13/2023 11:55	208292
SW-846 3005A, 6020A, METALS BY ICPMS (TOTAL)									
Antimony	NELAP	0.0008	0.0010		< 0.0010	mg/L	5	07/13/2023 10:14	208291
Cobalt	NELAP	0.0004	0.0010		< 0.0010	mg/L	5	07/13/2023 10:14	208291
Lithium	*	0.0015	0.0030		0.102	mg/L	5	07/17/2023 9:18	208291
Selenium	NELAP	0.0006	0.0010		< 0.0010	mg/L	5	07/13/2023 10:14	208291
Thallium	NELAP	0.0010	0.0020		< 0.0020	mg/L	5	07/13/2023 10:14	208291
SW-846 7470A (DISSOLVED)									
Mercury	NELAP	0.00006	0.00020		< 0.00020	mg/L	1	07/11/2023 12:40	208293
SW-846 7470A (TOTAL)									
Mercury	NELAP	0.00006	0.00020		< 0.00020	mg/L	1	07/11/2023 12:38	208293



Client: Ramboll
Client Project: BAL-23Q2 Resample
Lab ID: 23070156-004
Matrix: GROUNDWATER

Work Order: 23070156
Report Date: 24-Jul-23
Client Sample ID: OW-257
Collection Date: 07/10/2023 11:57

Analyses	Certification	MDL	RL	Qual	Result	Units	DF	Date Analyzed	Batch
FIELD ELEVATION MEASUREMENTS									
Depth to water from measuring point	*	0	0		7.46	ft	1	07/10/2023 11:57	R331608
STANDARD METHODS 2130 B FIELD									
Turbidity	*	1.0	1.0		21	NTU	1	07/10/2023 11:57	R331608
STANDARD METHODS 18TH ED. 2580 B FIELD									
Oxidation-Reduction Potential	*	-300	-300		130	mV	1	07/10/2023 11:57	R331608
STANDARD METHODS 2510 B FIELD									
Spec. Conductance, Field	*	0	0		1110	µS/cm	1	07/10/2023 11:57	R331608
STANDARD METHODS 2550 B FIELD									
Temperature	*	0	0		15.9	°C	1	07/10/2023 11:57	R331608
STANDARD METHODS 4500-O G FIELD									
Oxygen, Dissolved	*	0	0		6.60	mg/L	1	07/10/2023 11:57	R331608
SW-846 9040B FIELD									
pH	*	0	1.00		6.75		1	07/10/2023 11:57	R331608
STANDARD METHODS 2540 C (TOTAL) 1997, 2011									
Total Dissolved Solids	NELAP	16	20		710	mg/L	1	07/12/2023 11:21	R331525
SW-846 9036 (DISSOLVED)									
Sulfate	NELAP	61	100		124	mg/L	10	07/14/2023 21:13	R331653
SW-846 9036 (TOTAL)									
Sulfate	NELAP	61	100		115	mg/L	10	07/14/2023 22:47	R331653
SW-846 9214 (DISSOLVED)									
Fluoride	NELAP	0.04	0.10		0.43	mg/L	1	07/11/2023 14:35	R331398
SW-846 9214 (TOTAL)									
Fluoride	NELAP	0.04	0.10		0.44	mg/L	1	07/11/2023 12:10	R331398
SW-846 9251 (DISSOLVED)									
Chloride	NELAP	1	4		8	mg/L	1	07/14/2023 21:09	R331669
SW-846 9251 (TOTAL)									
Chloride	NELAP	1	4		8	mg/L	1	07/14/2023 22:42	R331669
SW-846 3005A, 6010B, METALS BY ICP (DISSOLVED)									
Arsenic	NELAP	0.0087	0.0100		< 0.0100	mg/L	1	07/11/2023 17:37	208292
Barium	NELAP	0.0007	0.0025		0.110	mg/L	1	07/11/2023 17:37	208292
Beryllium	NELAP	0.0002	0.0005	J	0.0002	mg/L	1	07/11/2023 17:37	208292
Boron	NELAP	0.0090	0.0200		0.411	mg/L	1	07/12/2023 12:22	208292
Cadmium	NELAP	0.0005	0.0020		< 0.0020	mg/L	1	07/11/2023 17:37	208292
Calcium	NELAP	0.0350	0.100		123	mg/L	1	07/11/2023 17:37	208292
Chromium	NELAP	0.0028	0.0050		< 0.0050	mg/L	1	07/11/2023 17:37	208292
Lead	NELAP	0.0040	0.0075		< 0.0075	mg/L	1	07/11/2023 17:37	208292
Molybdenum	NELAP	0.0037	0.0100		< 0.0100	mg/L	1	07/11/2023 17:37	208292
SW-846 3005A, 6010B, METALS BY ICP (TOTAL)									
Arsenic	NELAP	0.0087	0.0100		< 0.0100	mg/L	1	07/11/2023 16:56	208291
Barium	NELAP	0.0007	0.0025		0.126	mg/L	1	07/11/2023 16:56	208291
Beryllium	NELAP	0.0002	0.0005		< 0.0005	mg/L	1	07/11/2023 16:56	208291
Boron	NELAP	0.0090	0.0200		0.463	mg/L	1	07/11/2023 16:56	208291
Cadmium	NELAP	0.0005	0.0020		< 0.0020	mg/L	1	07/11/2023 16:56	208291
Calcium	NELAP	0.0350	0.100	S	136	mg/L	1	07/11/2023 16:56	208291
Chromium	NELAP	0.0028	0.0050	J	0.0041	mg/L	1	07/11/2023 16:56	208291



Client: Ramboll
Client Project: BAL-23Q2 Resample
Lab ID: 23070156-004
Matrix: GROUNDWATER

Work Order: 23070156
Report Date: 24-Jul-23

Client Sample ID: OW-257

Collection Date: 07/10/2023 11:57

Analyses	Certification	MDL	RL	Qual	Result	Units	DF	Date Analyzed	Batch
SW-846 3005A, 6010B, METALS BY ICP (TOTAL)									
Lead	NELAP	0.0040	0.0075		< 0.0075	mg/L	1	07/11/2023 16:56	208291
Molybdenum	NELAP	0.0037	0.010	J	0.0043	mg/L	1	07/11/2023 16:56	208291
<i>Matrix spike control limits are not applicable due to high sample/spike ratio.</i>									
SW-846 3005A, 6020A, METALS BY ICPMS (DISSOLVED)									
Antimony	NELAP	0.0004	0.0010		< 0.0010	mg/L	5	07/13/2023 11:38	208292
Cobalt	NELAP	0.0001	0.0010		0.0029	mg/L	5	07/13/2023 11:38	208292
Lithium	*	0.0015	0.0030		0.0304	mg/L	5	07/17/2023 10:21	208292
Selenium	NELAP	0.0006	0.0010		< 0.0010	mg/L	5	07/13/2023 11:38	208292
Thallium	NELAP	0.0010	0.0020		< 0.0020	mg/L	5	07/13/2023 11:38	208292
SW-846 3005A, 6020A, METALS BY ICPMS (TOTAL)									
Antimony	NELAP	0.0008	0.0010	J	0.0009	mg/L	5	07/13/2023 10:31	208291
Cobalt	NELAP	0.0004	0.0010		0.0032	mg/L	5	07/13/2023 10:31	208291
Lithium	*	0.0015	0.0030		0.0333	mg/L	5	07/17/2023 9:33	208291
Selenium	NELAP	0.0006	0.0010		< 0.0010	mg/L	5	07/13/2023 10:31	208291
Thallium	NELAP	0.0010	0.0020		< 0.0020	mg/L	5	07/13/2023 10:31	208291
SW-846 7470A (DISSOLVED)									
Mercury	NELAP	0.00006	0.00020		< 0.00020	mg/L	1	07/11/2023 12:45	208293
SW-846 7470A (TOTAL)									
Mercury	NELAP	0.00006	0.00020		< 0.00020	mg/L	1	07/11/2023 12:42	208293



Client: Ramboll
Client Project: BAL-23Q2 Resample
Lab ID: 23070156-005
Matrix: AQUEOUS

Work Order: 23070156
Report Date: 24-Jul-23

Client Sample ID: Field Blank

Collection Date: 07/10/2023 14:46

Analyses	Certification	MDL	RL	Qual	Result	Units	DF	Date Analyzed	Batch
STANDARD METHODS 2540 C (TOTAL) 1997, 2011									
Total Dissolved Solids	NELAP	16	20		< 20	mg/L	1	07/12/2023 11:21	R331525
SW-846 9036 (DISSOLVED)									
Sulfate	NELAP	6	10		< 10	mg/L	1	07/14/2023 21:16	R331653
SW-846 9036 (TOTAL)									
Sulfate	NELAP	6	10		< 10	mg/L	1	07/14/2023 22:50	R331653
SW-846 9214 (DISSOLVED)									
Fluoride	NELAP	0.04	0.10		< 0.10	mg/L	1	07/11/2023 14:37	R331398
SW-846 9214 (TOTAL)									
Fluoride	NELAP	0.04	0.10		< 0.10	mg/L	1	07/11/2023 12:12	R331398
SW-846 9251 (DISSOLVED)									
Chloride	NELAP	1	4		< 4	mg/L	1	07/14/2023 21:17	R331669
SW-846 9251 (TOTAL)									
Chloride	NELAP	1	4		< 4	mg/L	1	07/14/2023 22:50	R331669
SW-846 3005A, 6010B, METALS BY ICP (DISSOLVED)									
Arsenic	NELAP	0.0087	0.0100		< 0.0100	mg/L	1	07/11/2023 17:39	208292
Barium	NELAP	0.0007	0.0025		< 0.0025	mg/L	1	07/11/2023 17:39	208292
Beryllium	NELAP	0.0002	0.0005		0.0006	mg/L	1	07/11/2023 17:39	208292
Boron	NELAP	0.0090	0.0200		< 0.0200	mg/L	1	07/12/2023 12:21	208292
Cadmium	NELAP	0.0005	0.0020		< 0.0020	mg/L	1	07/11/2023 17:39	208292
Calcium	NELAP	0.0350	0.100		< 0.100	mg/L	1	07/11/2023 17:39	208292
Chromium	NELAP	0.0028	0.0050		< 0.0050	mg/L	1	07/11/2023 17:39	208292
Lead	NELAP	0.0040	0.0075		< 0.0075	mg/L	1	07/11/2023 17:39	208292
Molybdenum	NELAP	0.0037	0.0100		< 0.0100	mg/L	1	07/11/2023 17:39	208292
SW-846 3005A, 6010B, METALS BY ICP (TOTAL)									
Arsenic	NELAP	0.0087	0.0100		< 0.0100	mg/L	1	07/11/2023 17:01	208291
Barium	NELAP	0.0007	0.0025		< 0.0025	mg/L	1	07/11/2023 17:01	208291
Beryllium	NELAP	0.0002	0.0005		< 0.0005	mg/L	1	07/11/2023 17:01	208291
Boron	NELAP	0.0090	0.0200		< 0.0200	mg/L	1	07/11/2023 17:01	208291
Cadmium	NELAP	0.0005	0.0020		< 0.0020	mg/L	1	07/11/2023 17:01	208291
Calcium	NELAP	0.0350	0.100		< 0.100	mg/L	1	07/11/2023 17:01	208291
Chromium	NELAP	0.0028	0.0050		< 0.0050	mg/L	1	07/11/2023 17:01	208291
Lead	NELAP	0.0040	0.0075		< 0.0075	mg/L	1	07/11/2023 17:01	208291
Molybdenum	NELAP	0.0037	0.0100		< 0.0100	mg/L	1	07/11/2023 17:01	208291
SW-846 3005A, 6020A, METALS BY ICPMS (DISSOLVED)									
Antimony	NELAP	0.0004	0.0010		< 0.0010	mg/L	5	07/13/2023 11:44	208292
Cobalt	NELAP	0.0001	0.0010		< 0.0010	mg/L	5	07/13/2023 11:44	208292
Lithium	*	0.0015	0.0030		< 0.0030	mg/L	5	07/17/2023 10:26	208292
Selenium	NELAP	0.0006	0.0010		< 0.0010	mg/L	5	07/13/2023 11:44	208292
Thallium	NELAP	0.0010	0.0020		< 0.0020	mg/L	5	07/13/2023 11:44	208292
SW-846 3005A, 6020A, METALS BY ICPMS (TOTAL)									
Antimony	NELAP	0.0008	0.0010		< 0.0010	mg/L	5	07/13/2023 10:20	208291
Cobalt	NELAP	0.0004	0.0010		< 0.0010	mg/L	5	07/13/2023 10:20	208291
Lithium	*	0.0015	0.0030		< 0.0030	mg/L	5	07/17/2023 9:23	208291
Selenium	NELAP	0.0006	0.0010		< 0.0010	mg/L	5	07/13/2023 10:20	208291
Thallium	NELAP	0.0010	0.0020		< 0.0020	mg/L	5	07/13/2023 10:20	208291



Client: Ramboll
Client Project: BAL-23Q2 Resample
Lab ID: 23070156-005
Matrix: AQUEOUS

Work Order: 23070156
Report Date: 24-Jul-23
Client Sample ID: Field Blank
Collection Date: 07/10/2023 14:46

Analyses	Certification	MDL	RL	Qual	Result	Units	DF	Date Analyzed	Batch
SW-846 7470A (DISSOLVED)									
Mercury	NELAP	0.00006	0.00020		< 0.00020	mg/L	1	07/11/2023 12:53	208293
SW-846 7470A (TOTAL)									
Mercury	NELAP	0.00006	0.00020	J	0.00018	mg/L	1	07/11/2023 12:47	208293



Client: Ramboll
Client Project: BAL-23Q2 Resample
Lab ID: 23070156-006
Matrix: GROUNDWATER

Work Order: 23070156
Report Date: 24-Jul-23

Client Sample ID: Duplicate

Collection Date: 07/10/2023 12:42

Analyses	Certification	MDL	RL	Qual	Result	Units	DF	Date Analyzed	Batch
FIELD ELEVATION MEASUREMENTS									
Depth to water from measuring point	*	0	0		5.32	ft	1	07/10/2023 12:42	R331608
STANDARD METHODS 2130 B FIELD									
Turbidity	*	1.0	1.0		3.2	NTU	1	07/10/2023 12:42	R331608
STANDARD METHODS 18TH ED. 2580 B FIELD									
Oxidation-Reduction Potential	*	-300	-300		65	mV	1	07/10/2023 12:42	R331608
STANDARD METHODS 2510 B FIELD									
Spec. Conductance, Field	*	0	0		2040	µS/cm	1	07/10/2023 12:42	R331608
STANDARD METHODS 2550 B FIELD									
Temperature	*	0	0		19.5	°C	1	07/10/2023 12:42	R331608
STANDARD METHODS 4500-O G FIELD									
Oxygen, Dissolved	*	0	0		14.2	mg/L	1	07/10/2023 12:42	R331608
SW-846 9040B FIELD									
pH	*	0	1.00		7.30		1	07/10/2023 12:42	R331608
STANDARD METHODS 2540 C (TOTAL) 1997, 2011									
Total Dissolved Solids	NELAP	16	20		1380	mg/L	1	07/12/2023 11:22	R331525
SW-846 9036 (DISSOLVED)									
Sulfate	NELAP	6	10	J	7	mg/L	1	07/14/2023 21:37	R331653
SW-846 9036 (TOTAL)									
Sulfate	NELAP	6	10	J	7	mg/L	1	07/14/2023 22:57	R331653
SW-846 9214 (DISSOLVED)									
Fluoride	NELAP	0.04	0.10		1.44	mg/L	1	07/11/2023 14:40	R331398
SW-846 9214 (TOTAL)									
Fluoride	NELAP	0.04	0.10		1.43	mg/L	1	07/11/2023 12:15	R331398
SW-846 9251 (DISSOLVED)									
Chloride	NELAP	10	80		569	mg/L	20	07/21/2023 13:45	R333014
SW-846 9251 (TOTAL)									
Chloride	NELAP	10	80		575	mg/L	20	07/21/2023 14:46	R333014
SW-846 3005A, 6010B, METALS BY ICP (DISSOLVED)									
Arsenic	NELAP	0.0087	0.0100		< 0.0100	mg/L	1	07/11/2023 17:40	208292
Barium	NELAP	0.0007	0.0025		0.0953	mg/L	1	07/11/2023 17:40	208292
Beryllium	NELAP	0.0002	0.0005		< 0.0005	mg/L	1	07/11/2023 17:40	208292
Boron	NELAP	0.0090	0.0200		1.86	mg/L	1	07/12/2023 12:24	208292
Cadmium	NELAP	0.0005	0.0020		< 0.0020	mg/L	1	07/11/2023 17:40	208292
Calcium	NELAP	0.0350	0.100		96.4	mg/L	1	07/11/2023 17:40	208292
Chromium	NELAP	0.0028	0.0050		< 0.0050	mg/L	1	07/11/2023 17:40	208292
Lead	NELAP	0.0040	0.0075		< 0.0075	mg/L	1	07/11/2023 17:40	208292
Molybdenum	NELAP	0.0037	0.0100		< 0.0100	mg/L	1	07/11/2023 17:40	208292
SW-846 3005A, 6010B, METALS BY ICP (TOTAL)									
Arsenic	NELAP	0.0087	0.0100		< 0.0100	mg/L	1	07/11/2023 17:03	208291
Barium	NELAP	0.0007	0.0025		0.0901	mg/L	1	07/11/2023 17:03	208291
Beryllium	NELAP	0.0002	0.0005		< 0.0005	mg/L	1	07/11/2023 17:03	208291
Boron	NELAP	0.0090	0.0200		2.12	mg/L	1	07/11/2023 17:03	208291
Cadmium	NELAP	0.0005	0.0020		< 0.0020	mg/L	1	07/11/2023 17:03	208291
Calcium	NELAP	0.0350	0.100		105	mg/L	1	07/11/2023 17:03	208291
Chromium	NELAP	0.0028	0.0050		< 0.0050	mg/L	1	07/11/2023 17:03	208291



Client: Ramboll
Client Project: BAL-23Q2 Resample
Lab ID: 23070156-006
Matrix: GROUNDWATER

Work Order: 23070156
Report Date: 24-Jul-23

Client Sample ID: Duplicate

Collection Date: 07/10/2023 12:42

Analyses	Certification	MDL	RL	Qual	Result	Units	DF	Date Analyzed	Batch
SW-846 3005A, 6010B, METALS BY ICP (TOTAL)									
Lead	NELAP	0.0040	0.0075		< 0.0075	mg/L	1	07/11/2023 17:03	208291
Molybdenum	NELAP	0.0037	0.0100		< 0.0100	mg/L	1	07/11/2023 17:03	208291
SW-846 3005A, 6020A, METALS BY ICPMS (DISSOLVED)									
Antimony	NELAP	0.0004	0.0010		< 0.0010	mg/L	5	07/13/2023 11:50	208292
Cobalt	NELAP	0.0001	0.0010		< 0.0010	mg/L	5	07/13/2023 11:50	208292
Lithium	*	0.0015	0.0030		0.101	mg/L	5	07/17/2023 10:31	208292
Selenium	NELAP	0.0006	0.0010		< 0.0010	mg/L	5	07/13/2023 11:50	208292
Thallium	NELAP	0.0010	0.0020		< 0.0020	mg/L	5	07/13/2023 11:50	208292
SW-846 3005A, 6020A, METALS BY ICPMS (TOTAL)									
Antimony	NELAP	0.0008	0.0010		< 0.0010	mg/L	5	07/13/2023 10:26	208291
Cobalt	NELAP	0.0004	0.0010		< 0.0010	mg/L	5	07/13/2023 10:26	208291
Lithium	*	0.0015	0.0030		0.118	mg/L	5	07/17/2023 9:28	208291
Selenium	NELAP	0.0006	0.0010		< 0.0010	mg/L	5	07/13/2023 10:26	208291
Thallium	NELAP	0.0010	0.0020		< 0.0020	mg/L	5	07/13/2023 10:26	208291
SW-846 7470A (DISSOLVED)									
Mercury	NELAP	0.00006	0.00020		< 0.00020	mg/L	1	07/11/2023 12:58	208293
SW-846 7470A (TOTAL)									
Mercury	NELAP	0.00006	0.00020		< 0.00020	mg/L	1	07/11/2023 12:56	208293



Sample Summary

<http://www.teklabinc.com/>

Client: Ramboll

Work Order: 23070156

Client Project: BAL-23Q2 Resample

Report Date: 24-Jul-23

Lab Sample ID	Client Sample ID	Matrix	Fractions	Collection Date
23070156-001	MW-151	Groundwater	4	07/10/2023 13:45
23070156-002	MW-153	Groundwater	4	07/10/2023 14:58
23070156-003	MW-352	Groundwater	4	07/10/2023 12:42
23070156-004	OW-257	Groundwater	4	07/10/2023 11:57
23070156-005	Field Blank	Aqueous	4	07/10/2023 14:46
23070156-006	Duplicate	Groundwater	4	07/10/2023 12:42



Dates Report

<http://www.teklabinc.com/>

Client: Ramboll

Work Order: 23070156

Client Project: BAL-23Q2 Resample

Report Date: 24-Jul-23

Sample ID	Client Sample ID Test Name	Collection Date	Received Date	Prep Date/Time	Analysis Date/Time
23070156-001A	MW-151	07/10/2023 13:45	07/10/2023 16:20		
	Field Elevation Measurements				07/10/2023 13:45
	Standard Methods 2130 B Field				07/10/2023 13:45
	Standard Methods 18th Ed. 2580 B Field				07/10/2023 13:45
	Standard Methods 2510 B Field				07/10/2023 13:45
	Standard Methods 2540 C (Total) 1997, 2011				07/12/2023 10:51
	Standard Methods 2550 B Field				07/10/2023 13:45
	Standard Methods 4500-O G Field				07/10/2023 13:45
	SW-846 9036 (Total)				07/21/2023 13:53
	SW-846 9040B Field				07/10/2023 13:45
	SW-846 9214 (Total)				07/11/2023 12:05
	SW-846 9251 (Total)				07/14/2023 21:46
23070156-001B	MW-151	07/10/2023 13:45	07/10/2023 16:20		
	SW-846 9036 (Dissolved)				07/21/2023 12:51
	SW-846 9214 (Dissolved)				07/11/2023 14:29
	SW-846 9251 (Dissolved)				07/14/2023 20:18
23070156-001C	MW-151	07/10/2023 13:45	07/10/2023 16:20		
	SW-846 3005A, 6010B, Metals by ICP (Total)			07/10/2023 17:02	07/11/2023 14:50
	SW-846 3005A, 6020A, Metals by ICPMS (Total)			07/10/2023 17:02	07/13/2023 10:03
	SW-846 3005A, 6020A, Metals by ICPMS (Total)			07/10/2023 17:02	07/13/2023 17:54
	SW-846 3005A, 6020A, Metals by ICPMS (Total)			07/10/2023 17:02	07/14/2023 14:59
	SW-846 3005A, 6020A, Metals by ICPMS (Total)			07/10/2023 17:02	07/17/2023 9:09
	SW-846 7470A (Total)			07/11/2023 8:20	07/11/2023 12:24
23070156-001D	MW-151	07/10/2023 13:45	07/10/2023 16:20		
	SW-846 3005A, 6010B, Metals by ICP (Dissolved)			07/10/2023 17:44	07/11/2023 17:21
	SW-846 3005A, 6020A, Metals by ICPMS (Dissolved)			07/10/2023 17:44	07/13/2023 11:27
	SW-846 3005A, 6020A, Metals by ICPMS (Dissolved)			07/10/2023 17:44	07/17/2023 10:12
	SW-846 7470A (Dissolved)			07/11/2023 8:20	07/11/2023 12:27
23070156-002A	MW-153	07/10/2023 14:58	07/10/2023 16:20		
	Field Elevation Measurements				07/10/2023 14:58
	Standard Methods 2130 B Field				07/10/2023 14:58
	Standard Methods 18th Ed. 2580 B Field				07/10/2023 14:58
	Standard Methods 2510 B Field				07/10/2023 14:58
	Standard Methods 2540 C (Total) 1997, 2011				07/12/2023 10:52
	Standard Methods 2550 B Field				07/10/2023 14:58
	Standard Methods 4500-O G Field				07/10/2023 14:58
	SW-846 9036 (Total)				07/21/2023 14:03



Dates Report

<http://www.teklabinc.com/>

Client: Ramboll

Work Order: 23070156

Client Project: BAL-23Q2 Resample

Report Date: 24-Jul-23

Sample ID	Client Sample ID Test Name	Collection Date	Received Date	Prep Date/Time	Analysis Date/Time
	SW-846 9040B Field				07/10/2023 14:58
	SW-846 9214 (Total)				07/11/2023 12:06
	SW-846 9251 (Total)				07/14/2023 21:57
23070156-002B	MW-153	07/10/2023 14:58	07/10/2023 16:20		
	SW-846 9036 (Dissolved)				07/21/2023 13:12
	SW-846 9214 (Dissolved)				07/11/2023 14:31
	SW-846 9251 (Dissolved)				07/14/2023 20:53
23070156-002C	MW-153	07/10/2023 14:58	07/10/2023 16:20		
	SW-846 3005A, 6010B, Metals by ICP (Total)			07/10/2023 17:02	07/11/2023 16:53
	SW-846 3005A, 6020A, Metals by ICPMS (Total)			07/10/2023 17:02	07/13/2023 10:09
	SW-846 3005A, 6020A, Metals by ICPMS (Total)			07/10/2023 17:02	07/13/2023 18:00
	SW-846 3005A, 6020A, Metals by ICPMS (Total)			07/10/2023 17:02	07/14/2023 15:06
	SW-846 3005A, 6020A, Metals by ICPMS (Total)			07/10/2023 17:02	07/17/2023 9:13
	SW-846 7470A (Total)			07/11/2023 8:20	07/11/2023 12:29
23070156-002D	MW-153	07/10/2023 14:58	07/10/2023 16:20		
	SW-846 3005A, 6010B, Metals by ICP (Dissolved)			07/10/2023 17:44	07/11/2023 17:23
	SW-846 3005A, 6020A, Metals by ICPMS (Dissolved)			07/10/2023 17:44	07/13/2023 11:33
	SW-846 3005A, 6020A, Metals by ICPMS (Dissolved)			07/10/2023 17:44	07/17/2023 10:16
	SW-846 7470A (Dissolved)			07/11/2023 8:20	07/11/2023 12:31
23070156-003A	MW-352	07/10/2023 12:42	07/10/2023 16:20		
	Field Elevation Measurements				07/10/2023 12:42
	Standard Methods 2130 B Field				07/10/2023 12:42
	Standard Methods 18th Ed. 2580 B Field				07/10/2023 12:42
	Standard Methods 2510 B Field				07/10/2023 12:42
	Standard Methods 2540 C (Total) 1997, 2011				07/12/2023 10:52
	Standard Methods 2550 B Field				07/10/2023 12:42
	Standard Methods 4500-O G Field				07/10/2023 12:42
	SW-846 9036 (Total)				07/14/2023 22:33
	SW-846 9040B Field				07/10/2023 12:42
	SW-846 9214 (Total)				07/11/2023 12:08
	SW-846 9251 (Total)				07/21/2023 14:38
23070156-003B	MW-352	07/10/2023 12:42	07/10/2023 16:20		
	SW-846 9036 (Dissolved)				07/14/2023 21:00
	SW-846 9214 (Dissolved)				07/11/2023 14:33
	SW-846 9251 (Dissolved)				07/21/2023 13:21
23070156-003C	MW-352	07/10/2023 12:42	07/10/2023 16:20		
	SW-846 3005A, 6010B, Metals by ICP (Total)			07/10/2023 17:02	07/11/2023 16:55



Dates Report

<http://www.teklabinc.com/>

Client: Ramboll

Work Order: 23070156

Client Project: BAL-23Q2 Resample

Report Date: 24-Jul-23

Sample ID	Client Sample ID Test Name	Collection Date	Received Date	Prep Date/Time	Analysis Date/Time
	SW-846 3005A, 6020A, Metals by ICPMS (Total)			07/10/2023 17:02	07/13/2023 10:14
	SW-846 3005A, 6020A, Metals by ICPMS (Total)			07/10/2023 17:02	07/13/2023 18:06
	SW-846 3005A, 6020A, Metals by ICPMS (Total)			07/10/2023 17:02	07/14/2023 15:12
	SW-846 3005A, 6020A, Metals by ICPMS (Total)			07/10/2023 17:02	07/17/2023 9:18
	SW-846 7470A (Total)			07/11/2023 8:20	07/11/2023 12:38
23070156-003D	MW-352	07/10/2023 12:42	07/10/2023 16:20		
	SW-846 3005A, 6010B, Metals by ICP (Dissolved)			07/10/2023 17:44	07/11/2023 17:25
	SW-846 3005A, 6020A, Metals by ICPMS (Dissolved)			07/10/2023 17:44	07/13/2023 11:55
	SW-846 3005A, 6020A, Metals by ICPMS (Dissolved)			07/10/2023 17:44	07/17/2023 10:41
	SW-846 7470A (Dissolved)			07/11/2023 8:20	07/11/2023 12:40
23070156-004A	OW-257	07/10/2023 11:57	07/10/2023 16:20		
	Field Elevation Measurements				07/10/2023 11:57
	Standard Methods 2130 B Field				07/10/2023 11:57
	Standard Methods 18th Ed. 2580 B Field				07/10/2023 11:57
	Standard Methods 2510 B Field				07/10/2023 11:57
	Standard Methods 2540 C (Total) 1997, 2011				07/12/2023 11:21
	Standard Methods 2550 B Field				07/10/2023 11:57
	Standard Methods 4500-O G Field				07/10/2023 11:57
	SW-846 9036 (Total)				07/14/2023 22:47
	SW-846 9040B Field				07/10/2023 11:57
	SW-846 9214 (Total)				07/11/2023 12:10
	SW-846 9251 (Total)				07/14/2023 22:42
23070156-004B	OW-257	07/10/2023 11:57	07/10/2023 16:20		
	SW-846 9036 (Dissolved)				07/14/2023 21:13
	SW-846 9214 (Dissolved)				07/11/2023 14:35
	SW-846 9251 (Dissolved)				07/14/2023 21:09
23070156-004C	OW-257	07/10/2023 11:57	07/10/2023 16:20		
	SW-846 3005A, 6010B, Metals by ICP (Total)			07/10/2023 17:02	07/11/2023 16:56
	SW-846 3005A, 6020A, Metals by ICPMS (Total)			07/10/2023 17:02	07/13/2023 10:31
	SW-846 3005A, 6020A, Metals by ICPMS (Total)			07/10/2023 17:02	07/13/2023 18:24
	SW-846 3005A, 6020A, Metals by ICPMS (Total)			07/10/2023 17:02	07/14/2023 15:30
	SW-846 3005A, 6020A, Metals by ICPMS (Total)			07/10/2023 17:02	07/17/2023 9:33
	SW-846 7470A (Total)			07/11/2023 8:20	07/11/2023 12:42
23070156-004D	OW-257	07/10/2023 11:57	07/10/2023 16:20		
	SW-846 3005A, 6010B, Metals by ICP (Dissolved)			07/10/2023 17:44	07/11/2023 17:37
	SW-846 3005A, 6010B, Metals by ICP (Dissolved)			07/10/2023 17:44	07/12/2023 12:22
	SW-846 3005A, 6020A, Metals by ICPMS (Dissolved)			07/10/2023 17:44	07/13/2023 11:38



Dates Report

<http://www.teklabinc.com/>

Client: Ramboll

Work Order: 23070156

Client Project: BAL-23Q2 Resample

Report Date: 24-Jul-23

Sample ID	Client Sample ID Test Name	Collection Date	Received Date	Prep Date/Time	Analysis Date/Time
	SW-846 3005A, 6020A, Metals by ICPMS (Dissolved)			07/10/2023 17:44	07/17/2023 10:21
	SW-846 7470A (Dissolved)			07/11/2023 8:20	07/11/2023 12:45
23070156-005A	Field Blank	07/10/2023 14:46	07/10/2023 16:20		
	Standard Methods 2540 C (Total) 1997, 2011				07/12/2023 11:21
	SW-846 9036 (Total)				07/14/2023 22:50
	SW-846 9214 (Total)				07/11/2023 12:12
	SW-846 9251 (Total)				07/14/2023 22:50
23070156-005B	Field Blank	07/10/2023 14:46	07/10/2023 16:20		
	SW-846 9036 (Dissolved)				07/14/2023 21:16
	SW-846 9214 (Dissolved)				07/11/2023 14:37
	SW-846 9251 (Dissolved)				07/14/2023 21:17
23070156-005C	Field Blank	07/10/2023 14:46	07/10/2023 16:20		
	SW-846 3005A, 6010B, Metals by ICP (Total)			07/10/2023 17:02	07/11/2023 17:01
	SW-846 3005A, 6020A, Metals by ICPMS (Total)			07/10/2023 17:02	07/13/2023 10:20
	SW-846 3005A, 6020A, Metals by ICPMS (Total)			07/10/2023 17:02	07/13/2023 18:12
	SW-846 3005A, 6020A, Metals by ICPMS (Total)			07/10/2023 17:02	07/14/2023 15:18
	SW-846 3005A, 6020A, Metals by ICPMS (Total)			07/10/2023 17:02	07/17/2023 9:23
	SW-846 7470A (Total)			07/11/2023 8:20	07/11/2023 12:47
23070156-005D	Field Blank	07/10/2023 14:46	07/10/2023 16:20		
	SW-846 3005A, 6010B, Metals by ICP (Dissolved)			07/10/2023 17:44	07/11/2023 17:39
	SW-846 3005A, 6010B, Metals by ICP (Dissolved)			07/10/2023 17:44	07/12/2023 12:21
	SW-846 3005A, 6020A, Metals by ICPMS (Dissolved)			07/10/2023 17:44	07/13/2023 11:44
	SW-846 3005A, 6020A, Metals by ICPMS (Dissolved)			07/10/2023 17:44	07/17/2023 10:26
	SW-846 7470A (Dissolved)			07/11/2023 8:20	07/11/2023 12:53
23070156-006A	Duplicate	07/10/2023 12:42	07/10/2023 16:20		
	Field Elevation Measurements				07/10/2023 12:42
	Standard Methods 2130 B Field				07/10/2023 12:42
	Standard Methods 18th Ed. 2580 B Field				07/10/2023 12:42
	Standard Methods 2510 B Field				07/10/2023 12:42
	Standard Methods 2540 C (Total) 1997, 2011				07/12/2023 11:22
	Standard Methods 2550 B Field				07/10/2023 12:42
	Standard Methods 4500-O G Field				07/10/2023 12:42
	SW-846 9036 (Total)				07/14/2023 22:57
	SW-846 9040B Field				07/10/2023 12:42
	SW-846 9214 (Total)				07/11/2023 12:15
	SW-846 9251 (Total)				07/21/2023 14:46
23070156-006B	Duplicate	07/10/2023 12:42	07/10/2023 16:20		



Dates Report

<http://www.teklabinc.com/>

Client: Ramboll

Work Order: 23070156

Client Project: BAL-23Q2 Resample

Report Date: 24-Jul-23

Sample ID	Client Sample ID Test Name	Collection Date	Received Date	Prep Date/Time	Analysis Date/Time
	SW-846 9036 (Dissolved)				07/14/2023 21:37
	SW-846 9214 (Dissolved)				07/11/2023 14:40
	SW-846 9251 (Dissolved)				07/21/2023 13:45
23070156-006C	Duplicate	07/10/2023 12:42	07/10/2023 16:20		
	SW-846 3005A, 6010B, Metals by ICP (Total)			07/10/2023 17:02	07/11/2023 17:03
	SW-846 3005A, 6020A, Metals by ICPMS (Total)			07/10/2023 17:02	07/13/2023 10:26
	SW-846 3005A, 6020A, Metals by ICPMS (Total)			07/10/2023 17:02	07/13/2023 18:18
	SW-846 3005A, 6020A, Metals by ICPMS (Total)			07/10/2023 17:02	07/14/2023 15:24
	SW-846 3005A, 6020A, Metals by ICPMS (Total)			07/10/2023 17:02	07/17/2023 9:28
	SW-846 7470A (Total)			07/11/2023 8:20	07/11/2023 12:56
23070156-006D	Duplicate	07/10/2023 12:42	07/10/2023 16:20		
	SW-846 3005A, 6010B, Metals by ICP (Dissolved)			07/10/2023 17:44	07/11/2023 17:40
	SW-846 3005A, 6010B, Metals by ICP (Dissolved)			07/10/2023 17:44	07/12/2023 12:24
	SW-846 3005A, 6020A, Metals by ICPMS (Dissolved)			07/10/2023 17:44	07/13/2023 11:50
	SW-846 3005A, 6020A, Metals by ICPMS (Dissolved)			07/10/2023 17:44	07/17/2023 10:31
	SW-846 7470A (Dissolved)			07/11/2023 8:20	07/11/2023 12:58



Quality Control Results

<http://www.teklabinc.com/>

Client: Ramboll

Work Order: 23070156

Client Project: BAL-23Q2 Resample

Report Date: 24-Jul-23

STANDARD METHODS 2510 B FIELD

Batch R331608		SampType: LCS		Units $\mu\text{S/cm}$							
SampID: LCS-R331608											
Analyses	Cert	RL	Qual	Result	Spike	SPK Ref Val	%REC	Low Limit	High Limit	Date Analyzed	
Spec. Conductance, Field	*	0		1420	1412	0	100.4	90	110	07/10/2023	

SW-846 9040B FIELD

Batch R331608		SampType: LCS		Units							
SampID: LCS-R331608											
Analyses	Cert	RL	Qual	Result	Spike	SPK Ref Val	%REC	Low Limit	High Limit	Date Analyzed	
pH	*	1.00		7.03	7.000	0	100.4	98.57	101.4	07/10/2023	

STANDARD METHODS 2540 C (TOTAL) 1997, 2011

Batch R331525		SampType: MBLK		Units mg/L							
SampID: MBLK											
Analyses	Cert	RL	Qual	Result	Spike	SPK Ref Val	%REC	Low Limit	High Limit	Date Analyzed	
Total Dissolved Solids		20		< 20	16.00	0	0	-100	100	07/12/2023	

Batch R331525		SampType: LCS		Units mg/L							
SampID: LCS											
Analyses	Cert	RL	Qual	Result	Spike	SPK Ref Val	%REC	Low Limit	High Limit	Date Analyzed	
Total Dissolved Solids		20		934	1000	0	93.4	90	110	07/12/2023	

Batch R331525		SampType: DUP		Units mg/L							
SampID: 23070156-006ADUP											
Analyses	Cert	RL	Qual	Result	Spike	SPK Ref Val	%REC	RPD Ref Val	%RPD	Date Analyzed	
Total Dissolved Solids		20		1400				1380	1.30	07/12/2023	

SW-846 9036 (DISSOLVED)

Batch R331653		SampType: MBLK		Units mg/L							
SampID: MB-R331653											
Analyses	Cert	RL	Qual	Result	Spike	SPK Ref Val	%REC	Low Limit	High Limit	Date Analyzed	
Sulfate		10		< 10	6.140	0	0	-100	100	07/14/2023	

Batch R331653		SampType: LCS		Units mg/L							
SampID: LCS-R331653											
Analyses	Cert	RL	Qual	Result	Spike	SPK Ref Val	%REC	Low Limit	High Limit	Date Analyzed	
Sulfate		10		20	20.00	0	98.0	90	110	07/14/2023	



Quality Control Results

<http://www.teklabinc.com/>

Client: Ramboll

Work Order: 23070156

Client Project: BAL-23Q2 Resample

Report Date: 24-Jul-23

SW-846 9036 (DISSOLVED)

Batch R333007		SampType: MS		Units mg/L							Date Analyzed
SampID: 23070156-001BMS											
Analyses	Cert	RL	Qual	Result	Spike	SPK Ref Val	%REC	Low Limit	High Limit	Date Analyzed	
Sulfate		20	E	127	40.00	86.00	102.4	85	115	07/21/2023	

Batch R333007		SampType: MSD		Units mg/L							RPD Limit: 10	Date Analyzed
SampID: 23070156-001BMSD												
Analyses	Cert	RL	Qual	Result	Spike	SPK Ref Val	%REC	RPD Ref Val	%RPD	Date Analyzed		
Sulfate		20	E	129	40.00	86.00	106.9	127.0	1.40	07/21/2023		

SW-846 9036 (TOTAL)

Batch R331653		SampType: MBLK		Units mg/L							Date Analyzed
SampID: ICB/MBLK											
Analyses	Cert	RL	Qual	Result	Spike	SPK Ref Val	%REC	Low Limit	High Limit	Date Analyzed	
Sulfate		10		< 10	6.140	0	0	-100	100	07/14/2023	

Batch R331653		SampType: LCS		Units mg/L							Date Analyzed
SampID: ICV/LCS											
Analyses	Cert	RL	Qual	Result	Spike	SPK Ref Val	%REC	Low Limit	High Limit	Date Analyzed	
Sulfate		10		20	20.00	0	98.0	90	110	07/14/2023	

Batch R332875		SampType: MBLK		Units mg/L							Date Analyzed
SampID: ICB/MBLK											
Analyses	Cert	RL	Qual	Result	Spike	SPK Ref Val	%REC	Low Limit	High Limit	Date Analyzed	
Sulfate		10		< 10	6.140	0	0	-100	100	07/19/2023	

Batch R332875		SampType: LCS		Units mg/L							Date Analyzed
SampID: ICV/LCS											
Analyses	Cert	RL	Qual	Result	Spike	SPK Ref Val	%REC	Low Limit	High Limit	Date Analyzed	
Sulfate		10		18	20.00	0	91.6	90	110	07/19/2023	

Batch R333007		SampType: MBLK		Units mg/L							Date Analyzed
SampID: ICB/MBLK											
Analyses	Cert	RL	Qual	Result	Spike	SPK Ref Val	%REC	Low Limit	High Limit	Date Analyzed	
Sulfate		10		< 10	6.140	0	0	-100	100	07/21/2023	



Quality Control Results

<http://www.teklabinc.com/>

Client: Ramboll

Work Order: 23070156

Client Project: BAL-23Q2 Resample

Report Date: 24-Jul-23

SW-846 9036 (TOTAL)

Batch R333007		SampType: LCS		Units mg/L							Date Analyzed
SampID: ICV/LCS											
Analyses	Cert	RL	Qual	Result	Spike	SPK Ref Val	%REC	Low Limit	High Limit	Date Analyzed	
Sulfate		10		20	20.00	0	99.1	90	110	07/21/2023	

Batch R333007		SampType: MS		Units mg/L							Date Analyzed
SampID: 23070156-002AMS											
Analyses	Cert	RL	Qual	Result	Spike	SPK Ref Val	%REC	Low Limit	High Limit	Date Analyzed	
Sulfate		20		100	40.00	61.72	95.1	85	115	07/21/2023	

Batch R333007		SampType: MSD		Units mg/L							RPD Limit: 10	Date Analyzed
SampID: 23070156-002AMSD												
Analyses	Cert	RL	Qual	Result	Spike	SPK Ref Val	%REC	RPD Ref Val	%RPD	Date Analyzed		
Sulfate		20	E	103	40.00	61.72	103.2	99.74	3.24	07/21/2023		

SW-846 9214 (DISSOLVED)

Batch R331398		SampType: MS		Units mg/L							Date Analyzed
SampID: 23070156-006BMS											
Analyses	Cert	RL	Qual	Result	Spike	SPK Ref Val	%REC	Low Limit	High Limit	Date Analyzed	
Fluoride		0.10		3.44	2.000	1.441	100.2	75	125	07/11/2023	

Batch R331398		SampType: MSD		Units mg/L							RPD Limit: 15	Date Analyzed
SampID: 23070156-006BMSD												
Analyses	Cert	RL	Qual	Result	Spike	SPK Ref Val	%REC	RPD Ref Val	%RPD	Date Analyzed		
Fluoride		0.10		3.36	2.000	1.441	95.8	3.444	2.56	07/11/2023		

SW-846 9214 (TOTAL)

Batch R331398		SampType: MBLK		Units mg/L							Date Analyzed
SampID: MBLK											
Analyses	Cert	RL	Qual	Result	Spike	SPK Ref Val	%REC	Low Limit	High Limit	Date Analyzed	
Fluoride		0.10		< 0.10	0.0500	0	0	-100	100	07/11/2023	

Batch R331398		SampType: LCS		Units mg/L							Date Analyzed
SampID: LCS											
Analyses	Cert	RL	Qual	Result	Spike	SPK Ref Val	%REC	Low Limit	High Limit	Date Analyzed	
Fluoride		0.10		0.92	1.000	0	92.0	90	110	07/11/2023	



Quality Control Results

<http://www.teklabinc.com/>

Client: Ramboll

Work Order: 23070156

Client Project: BAL-23Q2 Resample

Report Date: 24-Jul-23

SW-846 9214 (TOTAL)

Batch R331398		SampType: MS		Units mg/L							Date Analyzed
SampID: 23070156-006AMS											
Analyses	Cert	RL	Qual	Result	Spike	SPK Ref Val	%REC	Low Limit	High Limit	Date Analyzed	
Fluoride		0.10		3.60	2.000	1.433	108.5	75	125	07/11/2023	

Batch R331398		SampType: MSD		Units mg/L							RPD Limit: 15	Date Analyzed
SampID: 23070156-006AMSD												
Analyses	Cert	RL	Qual	Result	Spike	SPK Ref Val	%REC	RPD Ref Val	%RPD	Date Analyzed		
Fluoride		0.10		3.48	2.000	1.433	102.4	3.602	3.42	07/11/2023		

SW-846 9251 (DISSOLVED)

Batch R331669		SampType: MS		Units mg/L							Date Analyzed
SampID: 23070156-001BMS											
Analyses	Cert	RL	Qual	Result	Spike	SPK Ref Val	%REC	Low Limit	High Limit	Date Analyzed	
Chloride		4	E	56	20.00	38.70	88.8	85	115	07/14/2023	

Batch R331669		SampType: MSD		Units mg/L							RPD Limit: 15	Date Analyzed
SampID: 23070156-001BMSD												
Analyses	Cert	RL	Qual	Result	Spike	SPK Ref Val	%REC	RPD Ref Val	%RPD	Date Analyzed		
Chloride		4	E	56	20.00	38.70	87.1	56.45	0.59	07/14/2023		

SW-846 9251 (TOTAL)

Batch R331669		SampType: MBLK		Units mg/L							Date Analyzed
SampID: ICB/MBLK											
Analyses	Cert	RL	Qual	Result	Spike	SPK Ref Val	%REC	Low Limit	High Limit	Date Analyzed	
Chloride		4		< 4	0.5000	0	0	-100	100	07/14/2023	

Batch R331669		SampType: LCS		Units mg/L							Date Analyzed
SampID: ICV/LCS											
Analyses	Cert	RL	Qual	Result	Spike	SPK Ref Val	%REC	Low Limit	High Limit	Date Analyzed	
Chloride		4		20	20.00	0	98.8	90	110	07/14/2023	

Batch R331669		SampType: MS		Units mg/L							Date Analyzed
SampID: 23070156-002AMS											
Analyses	Cert	RL	Qual	Result	Spike	SPK Ref Val	%REC	Low Limit	High Limit	Date Analyzed	
Chloride		4		34	20.00	15.34	92.6	85	115	07/14/2023	



Quality Control Results

<http://www.teklabinc.com/>

Client: Ramboll

Work Order: 23070156

Client Project: BAL-23Q2 Resample

Report Date: 24-Jul-23

SW-846 9251 (TOTAL)

Batch R331669		SampType: MSD		Units mg/L			RPD Limit: 15				Date Analyzed
SampID: 23070156-002AMSD											
Analyses	Cert	RL	Qual	Result	Spike	SPK Ref Val	%REC	RPD Ref Val	%RPD		
Chloride		4		34	20.00	15.34	92.6	33.86	0.00	07/14/2023	

Batch R332883		SampType: MBLK		Units mg/L							Date Analyzed
SampID: ICB/MBLK											
Analyses	Cert	RL	Qual	Result	Spike	SPK Ref Val	%REC	Low Limit	High Limit		
Chloride		4		< 4	0.5000	0	0	-100	100	07/19/2023	

Batch R332883		SampType: LCS		Units mg/L							Date Analyzed
SampID: ICB/LCS											
Analyses	Cert	RL	Qual	Result	Spike	SPK Ref Val	%REC	Low Limit	High Limit		
Chloride		4		20	20.00	0	98.7	90	110	07/19/2023	

Batch R333014		SampType: MBLK		Units mg/L							Date Analyzed
SampID: ICB/MBLK											
Analyses	Cert	RL	Qual	Result	Spike	SPK Ref Val	%REC	Low Limit	High Limit		
Chloride		4		< 4	0.5000	0	0	-100	100	07/21/2023	

Batch R333014		SampType: MBLK		Units mg/L							Date Analyzed
SampID: MBLK-230711											
Analyses	Cert	RL	Qual	Result	Spike	SPK Ref Val	%REC	Low Limit	High Limit		
Chloride		4		< 4	0.5000	0	0	-100	100	07/21/2023	

Batch R333014		SampType: LCS		Units mg/L							Date Analyzed
SampID: ICB/LCS											
Analyses	Cert	RL	Qual	Result	Spike	SPK Ref Val	%REC	Low Limit	High Limit		
Chloride		4		20	20.00	0	100.8	90	110	07/21/2023	



Quality Control Results

<http://www.teklabinc.com/>

Client: Ramboll

Work Order: 23070156

Client Project: BAL-23Q2 Resample

Report Date: 24-Jul-23

SW-846 3005A, 6010B, METALS BY ICP (DISSOLVED)

Batch 208292 SampType: MBLK Units mg/L
SampID: MBLK-208292

Analyses	Cert	RL	Qual	Result	Spike	SPK Ref Val	%REC	Low Limit	High Limit	Date Analyzed
Arsenic		0.0250		< 0.0250	0.0087	0	0	-100	100	07/11/2023
Barium		0.0025		< 0.0025	0.0007	0	0	-100	100	07/11/2023
Beryllium		0.0005		< 0.0005	0.0002	0	0	-100	100	07/11/2023
Boron		0.0200		< 0.0200	0.0090	0	0	-100	100	07/11/2023
Cadmium		0.0020		< 0.0020	0.0005	0	0	-100	100	07/11/2023
Calcium		0.100		< 0.100	0.0350	0	0	-100	100	07/11/2023
Chromium		0.0050		< 0.0050	0.0028	0	0	-100	100	07/11/2023
Lead		0.0150		< 0.0150	0.0014	0	0	-100	100	07/11/2023
Molybdenum		0.0100		< 0.0100	0.0037	0	0	-100	100	07/11/2023

Batch 208292 SampType: LCS Units mg/L
SampID: LCS-208292

Analyses	Cert	RL	Qual	Result	Spike	SPK Ref Val	%REC	Low Limit	High Limit	Date Analyzed
Arsenic		0.0250		0.503	0.5000	0	100.6	85	115	07/11/2023
Barium		0.0025		1.90	2.000	0	95.1	85	115	07/11/2023
Beryllium		0.0005		0.0468	0.0500	0	93.6	85	115	07/11/2023
Boron		0.0200		0.474	0.5000	0	94.7	85	115	07/11/2023
Cadmium		0.0020		0.0469	0.0500	0	93.8	85	115	07/11/2023
Calcium		0.100		2.44	2.500	0	97.4	85	115	07/11/2023
Chromium		0.0050		0.185	0.2000	0	92.7	85	115	07/11/2023
Lead		0.0150		0.471	0.5000	0	94.3	85	115	07/11/2023
Molybdenum		0.0100		0.462	0.5000	0	92.4	85	115	07/11/2023

Batch 208292 SampType: MS Units mg/L
SampID: 23070156-003DMS

Analyses	Cert	RL	Qual	Result	Spike	SPK Ref Val	%REC	Low Limit	High Limit	Date Analyzed
Arsenic		0.0250		0.510	0.5000	0	102.0	75	125	07/11/2023
Barium		0.0025		1.93	2.000	0.09300	91.8	75	125	07/11/2023
Beryllium		0.0005		0.0473	0.0500	0	94.6	75	125	07/11/2023
Boron		0.0200		2.43	0.5000	1.938	98.0	75	125	07/11/2023
Cadmium		0.0020		0.0452	0.0500	0	90.4	75	125	07/11/2023
Calcium		0.100	S	97.6	2.500	95.82	71.2	75	125	07/11/2023
Chromium		0.0050		0.187	0.2000	0	93.6	75	125	07/11/2023
Lead		0.0150		0.467	0.5000	0	93.4	75	125	07/11/2023
Molybdenum		0.0100		0.479	0.5000	0	95.8	75	125	07/11/2023



Quality Control Results

<http://www.teklabinc.com/>

Client: Ramboll

Work Order: 23070156

Client Project: BAL-23Q2 Resample

Report Date: 24-Jul-23

SW-846 3005A, 6010B, METALS BY ICP (DISSOLVED)

Batch	208292	SampType:	MSD	Units	mg/L	RPD Limit: 20					Date
SampID: 23070156-003DMSD											
Analyses	Cert	RL	Qual	Result	Spike	SPK Ref Val	%REC	RPD Ref Val	%RPD	Date Analyzed	
Arsenic		0.0250		0.525	0.5000	0	105.1	0.5101	2.94	07/11/2023	
Barium		0.0025		1.98	2.000	0.09300	94.4	1.930	2.56	07/11/2023	
Beryllium		0.0005		0.0484	0.0500	0	96.8	0.04730	2.30	07/11/2023	
Boron		0.0200		2.51	0.5000	1.938	113.9	2.427	3.23	07/11/2023	
Cadmium		0.0020		0.0472	0.0500	0	94.4	0.04520	4.33	07/11/2023	
Calcium		0.100	S	102	2.500	95.82	234.0	97.60	4.08	07/11/2023	
Chromium		0.0050		0.193	0.2000	0	96.7	0.1871	3.26	07/11/2023	
Lead		0.0150		0.485	0.5000	0	96.9	0.4668	3.76	07/11/2023	
Molybdenum		0.0100		0.490	0.5000	0	97.9	0.4791	2.15	07/11/2023	

SW-846 3005A, 6010B, METALS BY ICP (TOTAL)

Batch	208291	SampType:	MBLK	Units	mg/L						Date
SampID: MBLK-208291											
Analyses	Cert	RL	Qual	Result	Spike	SPK Ref Val	%REC	Low Limit	High Limit	Date Analyzed	
Arsenic		0.0250		< 0.0250	0.0087	0	0	-100	100	07/11/2023	
Arsenic		0.0250		< 0.0250	0.0087	0	0	-100	100	07/11/2023	
Barium		0.0025		< 0.0025	0.0007	0	0	-100	100	07/11/2023	
Barium		0.0025		< 0.0025	0.0007	0	0	-100	100	07/11/2023	
Beryllium		0.0005		< 0.0005	0.0002	0	0	-100	100	07/11/2023	
Beryllium		0.0005		< 0.0005	0.0002	0	0	-100	100	07/11/2023	
Boron		0.0200		< 0.0200	0.0090	0	0	-100	100	07/11/2023	
Cadmium		0.0020		< 0.0020	0.0005	0	0	-100	100	07/11/2023	
Cadmium		0.0020		< 0.0020	0.0005	0	0	-100	100	07/11/2023	
Calcium		0.100		< 0.100	0.0350	0	0	-100	100	07/11/2023	
Calcium		0.100		< 0.100	0.0350	0	0	-100	100	07/11/2023	
Chromium		0.0050		< 0.0050	0.0028	0	0	-100	100	07/11/2023	
Chromium		0.0050		< 0.0050	0.0028	0	0	-100	100	07/11/2023	
Cobalt		0.0050		< 0.0050	0.0020	0	0	-100	100	07/11/2023	
Lead		0.0150		< 0.0150	0.0040	0	0	-100	100	07/11/2023	
Lead		0.0150		< 0.0150	0.0040	0	0	-100	100	07/11/2023	
Molybdenum		0.0100		< 0.0100	0.0037	0	0	-100	100	07/11/2023	
Molybdenum		0.0100		< 0.0100	0.0037	0	0	-100	100	07/11/2023	
Selenium		0.0400		< 0.0400	0.0170	0	0	-100	100	07/11/2023	
Thallium		0.0500		< 0.0500	0.0111	0	0	-100	100	07/11/2023	



Quality Control Results

<http://www.teklabinc.com/>

Client: Ramboll

Work Order: 23070156

Client Project: BAL-23Q2 Resample

Report Date: 24-Jul-23

SW-846 3005A, 6010B, METALS BY ICP (TOTAL)

Batch 208291 SampType: LCS Units mg/L

SampID: LCS-208291

Analyses	Cert	RL	Qual	Result	Spike	SPK Ref Val	%REC	Low Limit	High Limit	Date Analyzed
Arsenic		0.0250	S	0.642	0.5000	0	128.5	85	115	07/11/2023
Arsenic		0.0250		0.533	0.5000	0	106.5	85	115	07/11/2023
Barium		0.0025		2.08	2.000	0	104.0	85	115	07/11/2023
Barium		0.0025		1.97	2.000	0	98.3	85	115	07/11/2023
Beryllium		0.0005		0.0569	0.0500	0	113.8	85	115	07/11/2023
Beryllium		0.0005		0.0495	0.0500	0	99.0	85	115	07/11/2023
Boron		0.0200		0.498	0.5000	0	99.5	85	115	07/11/2023
Cadmium		0.0020		0.0515	0.0500	0	103.0	85	115	07/11/2023
Cadmium		0.0020	S	0.0576	0.0500	0	115.2	85	115	07/11/2023
Calcium		0.100		2.52	2.500	0	100.9	85	115	07/11/2023
Calcium		0.100		2.66	2.500	0	106.5	85	115	07/11/2023
Chromium		0.0050		0.196	0.2000	0	98.1	85	115	07/11/2023
Chromium		0.0050		0.212	0.2000	0	105.8	85	115	07/11/2023
Cobalt		0.0050		0.549	0.5000	0	109.7	85	115	07/11/2023
Lead		0.0150		0.556	0.5000	0	111.2	85	115	07/11/2023
Lead		0.0150		0.495	0.5000	0	98.9	85	115	07/11/2023
Molybdenum		0.0100		0.483	0.5000	0	96.6	85	115	07/11/2023
Molybdenum		0.0100		0.519	0.5000	0	103.9	85	115	07/11/2023
Selenium		0.0400	S	0.620	0.5000	0	123.9	85	115	07/11/2023
Thallium		0.0500		0.275	0.2500	0	110.0	85	115	07/11/2023

Batch 208291 SampType: MS Units mg/L

SampID: 23070156-004CMS

Analyses	Cert	RL	Qual	Result	Spike	SPK Ref Val	%REC	Low Limit	High Limit	Date Analyzed
Arsenic		0.0250		0.546	0.5000	0	109.3	75	125	07/11/2023
Barium		0.0025		2.10	2.000	0.1258	98.7	75	125	07/11/2023
Beryllium		0.0005		0.0510	0.0500	0	102.0	75	125	07/11/2023
Boron		0.0200		0.950	0.5000	0.4633	97.3	75	125	07/11/2023
Cadmium		0.0020		0.0493	0.0500	0	98.6	75	125	07/11/2023
Calcium		0.100	S	130	2.500	135.8	-213.2	75	125	07/11/2023
Chromium		0.0050		0.204	0.2000	0.004100	99.8	75	125	07/11/2023
Lead		0.0150		0.497	0.5000	0	99.5	75	125	07/11/2023
Molybdenum		0.0100		0.506	0.5000	0.004300	100.3	75	125	07/11/2023



Quality Control Results

<http://www.teklabinc.com/>

Client: Ramboll

Work Order: 23070156

Client Project: BAL-23Q2 Resample

Report Date: 24-Jul-23

SW-846 3005A, 6010B, METALS BY ICP (TOTAL)

Batch	208291	SampType:	MSD	Units mg/L							RPD Limit: 20	
SampID: 23070156-004CMSD												
Analyses	Cert	RL	Qual	Result	Spike	SPK Ref Val	%REC	RPD Ref Val	%RPD	Date Analyzed		
Arsenic		0.0250		0.557	0.5000	0	111.3	0.5465	1.83	07/11/2023		
Barium		0.0025		2.12	2.000	0.1258	99.7	2.100	0.95	07/11/2023		
Beryllium		0.0005		0.0513	0.0500	0	102.6	0.05100	0.59	07/11/2023		
Boron		0.0200		0.960	0.5000	0.4633	99.3	0.9498	1.07	07/11/2023		
Cadmium		0.0020		0.0496	0.0500	0	99.2	0.04930	0.61	07/11/2023		
Calcium		0.100	S	134	2.500	135.8	-53.6	130.5	3.01	07/11/2023		
Chromium		0.0050		0.205	0.2000	0.004100	100.6	0.2038	0.68	07/11/2023		
Lead		0.0150		0.503	0.5000	0	100.5	0.4973	1.04	07/11/2023		
Molybdenum		0.0100		0.509	0.5000	0.004300	100.9	0.5056	0.65	07/11/2023		

SW-846 3005A, 6020A, METALS BY ICPMS (DISSOLVED)

Batch	208292	SampType:	MBLK	Units mg/L							
SampID: MBLK-208292											
Analyses	Cert	RL	Qual	Result	Spike	SPK Ref Val	%REC	Low Limit	High Limit	Date Analyzed	
Antimony		0.0010		< 0.0010	0.0004	0	0	-100	100	07/12/2023	
Cobalt		0.0010		< 0.0010	0.0001	0	0	-100	100	07/12/2023	
Lithium	*	0.0030		< 0.0030	0.0015	0	0	-100	100	07/14/2023	
Selenium		0.0010		< 0.0010	0.0006	0	0	-100	100	07/12/2023	
Thallium		0.0020		< 0.0020	0.0010	0	0	-100	100	07/12/2023	

Batch 208292 SampType: LCS Units mg/L

SampID: LCS-208292										
Analyses	Cert	RL	Qual	Result	Spike	SPK Ref Val	%REC	Low Limit	High Limit	Date Analyzed
Antimony		0.0010		0.452	0.5000	0	90.5	80	120	07/13/2023
Cobalt		0.0010		0.447	0.5000	0	89.4	80	120	07/13/2023
Cobalt		0.0010		0.509	0.5000	0	101.9	80	120	07/12/2023
Lithium	*	0.0030		0.457	0.5000	0	91.4	80	120	07/17/2023
Selenium		0.0010		0.477	0.5000	0	95.4	80	120	07/12/2023
Selenium		0.0010		0.447	0.5000	0	89.4	80	120	07/13/2023
Thallium		0.0020		0.228	0.2500	0	91.0	80	120	07/13/2023
Thallium		0.0020		0.227	0.2500	0	90.9	80	120	07/12/2023



Quality Control Results

<http://www.teklabinc.com/>

Client: Ramboll

Work Order: 23070156

Client Project: BAL-23Q2 Resample

Report Date: 24-Jul-23

SW-846 3005A, 6020A, METALS BY ICPMS (DISSOLVED)

Batch 208292		SampType: MS		Units mg/L						
SampID: 23070156-003DMS										
Analyses	Cert	RL	Qual	Result	Spike	SPK Ref Val	%REC	Low Limit	High Limit	Date Analyzed
Antimony		0.0010		0.467	0.5000	0	93.3	75	125	07/13/2023
Cobalt		0.0010		0.431	0.5000	0	86.1	75	125	07/13/2023
Lithium	*	0.0030		0.563	0.5000	0.09447	93.7	75	125	07/17/2023
Selenium		0.0010		0.459	0.5000	0	91.7	75	125	07/13/2023
Thallium		0.0020		0.230	0.2500	0	91.9	75	125	07/13/2023

Batch 208292		SampType: MSD		Units mg/L		RPD Limit: 20				
SampID: 23070156-003DMSD										
Analyses	Cert	RL	Qual	Result	Spike	SPK Ref Val	%REC	RPD Ref Val	%RPD	Date Analyzed
Antimony		0.0010		0.463	0.5000	0	92.7	0.4665	0.67	07/13/2023
Cobalt		0.0010		0.434	0.5000	0	86.9	0.4307	0.87	07/13/2023
Lithium	*	0.0030		0.580	0.5000	0.09447	97.0	0.5631	2.88	07/17/2023
Selenium		0.0010		0.460	0.5000	0	92.0	0.4586	0.32	07/13/2023
Thallium		0.0020		0.222	0.2500	0	88.8	0.2298	3.46	07/13/2023

SW-846 3005A, 6020A, METALS BY ICPMS (TOTAL)

Batch 208291		SampType: MBLK		Units mg/L						
SampID: MBLK-208291										
Analyses	Cert	RL	Qual	Result	Spike	SPK Ref Val	%REC	Low Limit	High Limit	Date Analyzed
Antimony		0.0010		< 0.0010	0.0004	0	0	-100	100	07/13/2023
Cobalt		0.0010		< 0.0010	0.0001	0	0	-100	100	07/13/2023
Lithium	*	0.0030		< 0.0030	0.0015	0	0	-100	100	07/14/2023
Selenium		0.0010		< 0.0010	0.0006	0	0	-100	100	07/13/2023
Thallium		0.0020		< 0.0020	0.0010	0	0	-100	100	07/13/2023

Batch 208291		SampType: LCS		Units mg/L						
SampID: LCS-208291										
Analyses	Cert	RL	Qual	Result	Spike	SPK Ref Val	%REC	Low Limit	High Limit	Date Analyzed
Antimony		0.0010		0.544	0.5000	0	108.9	80	120	07/13/2023
Cobalt		0.0010		0.531	0.5000	0	106.3	80	120	07/13/2023
Lithium	*	0.0030		0.521	0.5000	0	104.2	80	120	07/17/2023
Selenium		0.0010		0.527	0.5000	0	105.3	80	120	07/13/2023
Thallium		0.0020		0.267	0.2500	0	107.0	80	120	07/13/2023



Quality Control Results

<http://www.teklabinc.com/>

Client: Ramboll

Work Order: 23070156

Client Project: BAL-23Q2 Resample

Report Date: 24-Jul-23

SW-846 3005A, 6020A, METALS BY ICPMS (TOTAL)

Batch 208291		SampType: MS		Units mg/L						
SampID: 23070156-004CMS										
Analyses	Cert	RL	Qual	Result	Spike	SPK Ref Val	%REC	Low Limit	High Limit	Date Analyzed
Antimony		0.0010		0.528	0.5000	0.0009132	105.3	75	125	07/13/2023
Cobalt		0.0010		0.495	0.5000	0.003212	98.4	75	125	07/13/2023
Lithium	*	0.0030		0.530	0.5000	0.03332	99.4	75	125	07/17/2023
Selenium		0.0010		0.504	0.5000	0	100.7	75	125	07/13/2023
Thallium		0.0020		0.261	0.2500	0	104.3	75	125	07/13/2023

Batch 208291		SampType: MSD		Units mg/L							RPD Limit: 20
SampID: 23070156-004CMSD											
Analyses	Cert	RL	Qual	Result	Spike	SPK Ref Val	%REC	RPD Ref Val	%RPD	Date Analyzed	
Antimony		0.0010		0.510	0.5000	0.0009132	101.9	0.5276	3.34	07/13/2023	
Cobalt		0.0010		0.483	0.5000	0.003212	95.9	0.4954	2.55	07/13/2023	
Lithium	*	0.0030		0.538	0.5000	0.03332	100.9	0.5303	1.40	07/17/2023	
Selenium		0.0010		0.494	0.5000	0	98.7	0.5036	2.01	07/13/2023	
Thallium		0.0020		0.255	0.2500	0	101.9	0.2606	2.24	07/13/2023	

SW-846 7470A (TOTAL)

Batch 208293		SampType: MBLK		Units mg/L						
SampID: MBLK-208293										
Analyses	Cert	RL	Qual	Result	Spike	SPK Ref Val	%REC	Low Limit	High Limit	Date Analyzed
Mercury		0.00020		< 0.00020	0.0001	0	0	-100	100	07/11/2023

Batch 208293		SampType: LCS		Units mg/L						
SampID: LCS-208293										
Analyses	Cert	RL	Qual	Result	Spike	SPK Ref Val	%REC	Low Limit	High Limit	Date Analyzed
Mercury		0.00020		0.00468	0.0050	0	93.6	85	115	07/11/2023

Batch 208293		SampType: MS		Units mg/L						
SampID: 23070156-005CMS										
Analyses	Cert	RL	Qual	Result	Spike	SPK Ref Val	%REC	Low Limit	High Limit	Date Analyzed
Mercury		0.00020		0.00486	0.0050	0.0001790	93.6	75	125	07/11/2023

Batch 208293		SampType: MSD		Units mg/L							RPD Limit: 15
SampID: 23070156-005CMSD											
Analyses	Cert	RL	Qual	Result	Spike	SPK Ref Val	%REC	RPD Ref Val	%RPD	Date Analyzed	
Mercury		0.00020		0.00482	0.0050	0.0001790	92.8	0.004858	0.77	07/11/2023	



Receiving Check List

<http://www.teklabinc.com/>

Client: Ramboll

Work Order: 23070156

Client Project: BAL-23Q2 Resample

Report Date: 24-Jul-23

Carrier: Allison Colin

Received By: JPC

Completed by:

Reviewed by:

On:

10-Jul-23

Timothy W. Mathis

On:

11-Jul-23

Ellie Hopkins

Pages to follow: Chain of custody

Extra pages included

- | | | | | |
|---|---|---|--------------------------------------|----------------------------------|
| Shipping container/cooler in good condition? | Yes <input checked="" type="checkbox"/> | No <input type="checkbox"/> | Not Present <input type="checkbox"/> | Temp °C 8.6 |
| Type of thermal preservation? | None <input type="checkbox"/> | Ice <input checked="" type="checkbox"/> | Blue Ice <input type="checkbox"/> | Dry Ice <input type="checkbox"/> |
| Chain of custody present? | Yes <input checked="" type="checkbox"/> | No <input type="checkbox"/> | | |
| Chain of custody signed when relinquished and received? | Yes <input checked="" type="checkbox"/> | No <input type="checkbox"/> | | |
| Chain of custody agrees with sample labels? | Yes <input checked="" type="checkbox"/> | No <input type="checkbox"/> | | |
| Samples in proper container/bottle? | Yes <input checked="" type="checkbox"/> | No <input type="checkbox"/> | | |
| Sample containers intact? | Yes <input checked="" type="checkbox"/> | No <input type="checkbox"/> | | |
| Sufficient sample volume for indicated test? | Yes <input checked="" type="checkbox"/> | No <input type="checkbox"/> | | |
| All samples received within holding time? | Yes <input checked="" type="checkbox"/> | No <input type="checkbox"/> | | |
| Reported field parameters measured: | Field <input checked="" type="checkbox"/> | Lab <input type="checkbox"/> | NA <input type="checkbox"/> | |
| Container/Temp Blank temperature in compliance? | Yes <input checked="" type="checkbox"/> | No <input type="checkbox"/> | | |

When thermal preservation is required, samples are compliant with a temperature between 0.1°C - 6.0°C, or when samples are received on ice the same day as collected.

- | | | | |
|---|---|-----------------------------|---|
| Water – at least one vial per sample has zero headspace? | Yes <input type="checkbox"/> | No <input type="checkbox"/> | No VOA vials <input checked="" type="checkbox"/> |
| Water - TOX containers have zero headspace? | Yes <input type="checkbox"/> | No <input type="checkbox"/> | No TOX containers <input checked="" type="checkbox"/> |
| Water - pH acceptable upon receipt? | Yes <input checked="" type="checkbox"/> | No <input type="checkbox"/> | NA <input type="checkbox"/> |
| NPDES/CWA TCN interferences checked/treated in the field? | Yes <input type="checkbox"/> | No <input type="checkbox"/> | NA <input checked="" type="checkbox"/> |

Any No responses must be detailed below or on the COC.

pH strip #90719. - CET/lmaddox - 7/11/2023 12:07:56 PM

CHAIN-OF-CUSTODY / Analytical Request Document

The Chain-of-Custody is a LEGAL DOCUMENT. All relevant fields must be completed accurately.

23070156
BAL-257-601

Section A Required Client Information:		Section B Required Project Information:		Section C Invoice Information:		REGULATORY AGENCY		
Company: Vistra Corp		Report To: Brian Voelker		Attention: Jason Stuckey		NPDES GROUND WATER DRINKING WATER		
Address: 13498 E. 900th St		Copy To: Jason Stuckey		Company Name: Vistra Corp		UST RCRA OTHER		
Email To: Brian.Voelker@VistraCorp.com		Purchase Order No.:		Address: see Section A		Site Location		
Phone: (217) 753-8911 Fax:		Project Name:		Quote Reference:		STATE: IL		
Requested Due Date/TAT: 10 day		Project Number: 2285		Project Manager:				
				Profile #:				

ITEM #	Section D Required Client Information	Valid Matrix Codes MATRIX CODE	COLLECTED	SAMPLE TEMP AT COLLECTION	# OF CONTAINERS	Preservatives							Requested Analysis Filtered (Y/N)		Residual Chlorine (Y/N)	Project No./ Lab I.D.
						DATE	TIME	Unpreserved	H ₂ SO ₄	HNO ₃	HCl	NaOH	Na ₂ S ₂ O ₃	Methanol		
1	MW-151		7-10-23 1345	4	2	2								✓	✓	23070156-001
2	MW-153		↓ 1458	↓	↓	↓								✓	✓	002
3	MW-352		↓ 1242	↓	↓	↓								✓	✓	003
4	OW-257		↓ 1157	↓	↓	↓								✓	✓	004
5	Field Blank		↓ 1446	↓	↓	↓								✓	✓	005
6	Duplicate		↓ 1242	↓	↓	↓								✓	✓	006
7																
8																
9																
10																
11																
12																
13																
14																
15																
16																

3 DAY

ADDITIONAL COMMENTS	RELINQUISHED BY / AFFILIATION	DATE	TIME	ACCEPTED BY / AFFILIATION	DATE	TIME	SAMPLE CONDITIONS
BAL-23Q2 Resample Rev 0	J. Colp	7-10-23	1620	[Signature]	7/10/23	1620	4 N

SAMPLER NAME AND SIGNATURE		Temp in °C	Received on Ice (Y/N)	Custody Sealed Cooler (Y/N)	Samples Intact (Y/N)
PRINT Name of SAMPLER:	[Signature]				
SIGNATURE of SAMPLER:	[Signature]	DATE Signed (MM/DD/YY):	7-10-23		

Ph. 907A: C05 7-10-23.

Colp 7-10-23

August 09, 2023

Eric Bauer
Ramboll
234 W. Florida Street
Fifth Floor
Milwaukee, WI 53204
TEL: (414) 837-3607
FAX: (414) 837-3608



Illinois	100226
Kansas	E-10374
Louisiana	05002
Louisiana	05003
Oklahoma	9978

RE: BAL-23Q2 Resample

WorkOrder: 23070157

Dear Eric Bauer:

TEKLAB, INC received 6 samples on 7/10/2023 4:20:00 PM for the analysis presented in the following report.

Samples are analyzed on an as received basis unless otherwise requested and documented. The sample results contained in this report relate only to the requested analytes of interest as directed on the chain of custody. NELAP accredited fields of testing are indicated by the letters NELAP under the Certification column. Unless otherwise documented within this report, Teklab Inc. analyzes samples utilizing the most current methods in compliance with 40CFR. All tests are performed in the Collinsville, IL laboratory unless otherwise noted in the Case Narrative.

All quality control criteria applicable to the test methods employed for this project have been satisfactorily met and are in accordance with NELAP except where noted. The following report shall not be reproduced, except in full, without the written approval of Teklab, Inc.

If you have any questions regarding these tests results, please feel free to call.

Sincerely,



Elizabeth A. Hurley
Director of Customer Service
(618)344-1004 ex 33
ehurley@teklabinc.com



Report Contents

<http://www.teklabinc.com/>

Client: Ramboll

Work Order: 23070157

Client Project: BAL-23Q2 Resample

Report Date: 09-Aug-23

This reporting package includes the following:

Cover Letter	1
Report Contents	2
Definitions	3
Case Narrative	5
Accreditations	6
Laboratory Results	7
Sample Summary	13
Dates Report	14
Receiving Check List	15
Chain of Custody	Appended



Definitions

<http://www.teklabinc.com/>

Client: Ramboll

Work Order: 23070157

Client Project: BAL-23Q2 Resample

Report Date: 09-Aug-23

Abbr Definition

* Analytes on report marked with an asterisk are not NELAP accredited

CCV Continuing calibration verification is a check of a standard to determine the state of calibration of an instrument between recalibration.

CRQL A Client Requested Quantitation Limit is a reporting limit that varies according to customer request. The CRQL may not be less than the MDL.

DF Dilution factor is the dilution performed during analysis only and does not take into account any dilutions made during sample preparation. The reported result is final and includes all dilution factors.

DNI Did not ignite

DUP Laboratory duplicate is a replicate aliquot prepared under the same laboratory conditions and independently analyzed to obtain a measure of precision.

ICV Initial calibration verification is a check of a standard to determine the state of calibration of an instrument before sample analysis is initiated.

IDPH IL Dept. of Public Health

LCS Laboratory control sample is a sample matrix, free from the analytes of interest, spiked with verified known amounts of analytes and analyzed exactly like a sample to establish intra-laboratory or analyst specific precision and bias or to assess the performance of all or a portion of the measurement system.

LCSD Laboratory control sample duplicate is a replicate laboratory control sample that is prepared and analyzed in order to determine the precision of the approved test method. The acceptable recovery range is listed in the QC Package (provided upon request).

MBLK Method blank is a sample of a matrix similar to the batch of associated sample (when available) that is free from the analytes of interest and is processed simultaneously with and under the same conditions as samples through all steps of the analytical procedures, and in which no target analytes or interferences should present at concentrations that impact the analytical results for sample analyses.

MDL "The method detection limit is defined as the minimum measured concentration of a substance that can be reported with 99% confidence that the measured concentration is distinguishable from method blank results."

MS Matrix spike is an aliquot of matrix fortified (spiked) with known quantities of specific analytes that is subjected to the entire analytical procedures in order to determine the effect of the matrix on an approved test method's recovery system. The acceptable recovery range is listed in the QC Package (provided upon request).

MSD Matrix spike duplicate means a replicate matrix spike that is prepared and analyzed in order to determine the precision of the approved test method. The acceptable recovery range is listed in the QC Package (provided upon request).

MW Molecular weight

NC Data is not acceptable for compliance purposes

ND Not Detected at the Reporting Limit

NELAP NELAP Accredited

PQL Practical quantitation limit means the lowest level that can be reliably achieved within specified limits of precision and accuracy during routine laboratory operation conditions.

RL The reporting limit the lowest level that the data is displayed in the final report. The reporting limit may vary according to customer request or sample dilution. The reporting limit may not be less than the MDL.

RPD Relative percent difference is a calculated difference between two recoveries (ie. MS/MSD). The acceptable recovery limit is listed in the QC Package (provided upon request).

SPK The spike is a known mass of target analyte added to a blank sample or sub-sample; used to determine recovery deficiency or for other quality control purposes.

Surr Surrogates are compounds which are similar to the analytes of interest in chemical composition and behavior in the analytical process, but which are not normally found in environmental samples.

TIC Tentatively identified compound: Analytes tentatively identified in the sample by using a library search. Only results not in the calibration standard will be reported as tentatively identified compounds. Results for tentatively identified compounds that are not present in the calibration standard, but are assigned a specific chemical name based upon the library search, are calculated using total peak areas from reconstructed ion chromatograms and a response factor of one. The nearest Internal Standard is used for the calculation. The results of any TICs must be considered estimated, and are flagged with a "T". If the estimated result is above the calibration range it is flagged "ET"

TNTC Too numerous to count (> 200 CFU)



Definitions

<http://www.teklabinc.com/>

Client: Ramboll

Work Order: 23070157

Client Project: BAL-23Q2 Resample

Report Date: 09-Aug-23

Qualifiers

- | | |
|---|--|
| # - Unknown hydrocarbon | B - Analyte detected in associated Method Blank |
| C - RL shown is a Client Requested Quantitation Limit | E - Value above quantitation range |
| H - Holding times exceeded | I - Associated internal standard was outside method criteria |
| J - Analyte detected below quantitation limits | M - Manual Integration used to determine area response |
| ND - Not Detected at the Reporting Limit | R - RPD outside accepted recovery limits |
| S - Spike Recovery outside recovery limits | T - TIC(Tentatively identified compound) |
| X - Value exceeds Maximum Contaminant Level | |



Case Narrative

<http://www.teklabinc.com/>

Client: Ramboll
Client Project: BAL-23Q2 Resample

Work Order: 23070157
Report Date: 09-Aug-23

Cooler Receipt Temp: 8.6 °C

An employee of Teklab, Inc. collected the sample(s).

Analysis was performed by Eurofins St. Louis. See attached report for results and QC.

This report was revised on August 9, 2023 per Eric Bauer's request. The reason for the revision is to include the sample relinquished time on the chain of custody. Please replace report dated August 8, 2023 with this report. EAH 8/9/23

Locations

Collinsville

Address 5445 Horseshoe Lake Road
Collinsville, IL 62234-7425
Phone (618) 344-1004
Fax (618) 344-1005
Email jhriley@teklabinc.com

Collinsville Air

Address 5445 Horseshoe Lake Road
Collinsville, IL 62234-7425
Phone (618) 344-1004
Fax (618) 344-1005
Email EHurley@teklabinc.com

Springfield

Address 3920 Pintail Dr
Springfield, IL 62711-9415
Phone (217) 698-1004
Fax (217) 698-1005
Email KKlostermann@teklabinc.com

Chicago

Address 1319 Butterfield Rd.
Downers Grove, IL 60515
Phone (630) 324-6855
Fax
Email arenner@teklabinc.com

Kansas City

Address 8421 Nieman Road
Lenexa, KS 66214
Phone (913) 541-1998
Fax (913) 541-1998
Email jhriley@teklabinc.com



Accreditations

<http://www.teklabinc.com/>

Client: Ramboll

Work Order: 23070157

Client Project: BAL-23Q2 Resample

Report Date: 09-Aug-23

State	Dept	Cert #	NELAP	Exp Date	Lab
Illinois	IEPA	100226	NELAP	1/31/2024	Collinsville
Kansas	KDHE	E-10374	NELAP	4/30/2024	Collinsville
Louisiana	LDEQ	05002	NELAP	6/30/2024	Collinsville
Louisiana	LDEQ	05003	NELAP	6/30/2024	Collinsville
Oklahoma	ODEQ	9978	NELAP	8/31/2023	Collinsville
Arkansas	ADEQ	88-0966		3/14/2024	Collinsville
Illinois	IDPH	17584		5/31/2025	Collinsville
Iowa	IDNR	430		6/1/2024	Collinsville
Kentucky	UST	0073		1/31/2024	Collinsville
Missouri	MDNR	00930		5/31/2023	Collinsville
Missouri	MDNR	930		1/31/2025	Collinsville



Client: Ramboll

Work Order: 23070157

Client Project: BAL-23Q2 Resample

Report Date: 09-Aug-23

Lab ID: 23070157-001

Client Sample ID: MW-151

Matrix: GROUNDWATER

Collection Date: 07/10/2023 13:45

Analyses	Certification	MDL	RL	Qual	Result	Units	DF	Date Analyzed	Batch
SEE ATTACHED FOR SUBCONTRACTING ANALYSIS									
Subcontracted Analysis	*	0	0		See Attached		1	07/28/2023 12:42	R334663



Client: Ramboll

Work Order: 23070157

Client Project: BAL-23Q2 Resample

Report Date: 09-Aug-23

Lab ID: 23070157-002

Client Sample ID: MW-153

Matrix: GROUNDWATER

Collection Date: 07/10/2023 14:58

Analyses	Certification	MDL	RL	Qual	Result	Units	DF	Date Analyzed	Batch
SEE ATTACHED FOR SUBCONTRACTING ANALYSIS									
Subcontracted Analysis	*	0	0		See Attached		1	07/28/2023 12:42	R334663



Client: Ramboll

Work Order: 23070157

Client Project: BAL-23Q2 Resample

Report Date: 09-Aug-23

Lab ID: 23070157-003

Client Sample ID: MW-352

Matrix: GROUNDWATER

Collection Date: 07/10/2023 12:42

Analyses	Certification	MDL	RL	Qual	Result	Units	DF	Date Analyzed	Batch
SEE ATTACHED FOR SUBCONTRACTING ANALYSIS									
Subcontracted Analysis	*	0	0		See Attached		1	07/28/2023 12:44	R334663



Client: Ramboll

Work Order: 23070157

Client Project: BAL-23Q2 Resample

Report Date: 09-Aug-23

Lab ID: 23070157-004

Client Sample ID: OW-257

Matrix: GROUNDWATER

Collection Date: 07/10/2023 11:57

Analyses	Certification	MDL	RL	Qual	Result	Units	DF	Date Analyzed	Batch
SEE ATTACHED FOR SUBCONTRACTING ANALYSIS									
Subcontracted Analysis	*	0	0		See Attached		1	07/28/2023 12:44	R334663



Client: Ramboll Work Order: 23070157
 Client Project: BAL-23Q2 Resample Report Date: 09-Aug-23
 Lab ID: 23070157-005 Client Sample ID: Field Blank
 Matrix: AQUEOUS Collection Date: 07/10/2023 14:46

Analyses	Certification	MDL	RL	Qual	Result	Units	DF	Date Analyzed	Batch
SEE ATTACHED FOR SUBCONTRACTING ANALYSIS									
Subcontracted Analysis	*	0	0		See Attached		1	07/28/2023 12:44	R334663



Client: Ramboll

Work Order: 23070157

Client Project: BAL-23Q2 Resample

Report Date: 09-Aug-23

Lab ID: 23070157-006

Client Sample ID: Duplicate

Matrix: GROUNDWATER

Collection Date: 07/10/2023 12:42

Analyses	Certification	MDL	RL	Qual	Result	Units	DF	Date Analyzed	Batch
SEE ATTACHED FOR SUBCONTRACTING ANALYSIS									
Subcontracted Analysis	*	0	0		See Attached		1	07/28/2023 12:44	R334663



Sample Summary

<http://www.teklabinc.com/>

Client: Ramboll

Work Order: 23070157

Client Project: BAL-23Q2 Resample

Report Date: 09-Aug-23

Lab Sample ID	Client Sample ID	Matrix	Fractions	Collection Date
23070157-001	MW-151	Groundwater	1	07/10/2023 13:45
23070157-002	MW-153	Groundwater	1	07/10/2023 14:58
23070157-003	MW-352	Groundwater	1	07/10/2023 12:42
23070157-004	OW-257	Groundwater	1	07/10/2023 11:57
23070157-005	Field Blank	Aqueous	1	07/10/2023 14:46
23070157-006	Duplicate	Groundwater	1	07/10/2023 12:42



Dates Report

<http://www.teklabinc.com/>

Client: Ramboll

Work Order: 23070157

Client Project: BAL-23Q2 Resample

Report Date: 09-Aug-23

Sample ID	Client Sample ID Test Name	Collection Date	Received Date	Prep Date/Time	Analysis Date/Time
23070157-001A	MW-151 See Attached for Subcontracting Analysis	07/10/2023 13:45	07/10/2023 16:20		07/28/2023 12:42
23070157-002A	MW-153 See Attached for Subcontracting Analysis	07/10/2023 14:58	07/10/2023 16:20		07/28/2023 12:42
23070157-003A	MW-352 See Attached for Subcontracting Analysis	07/10/2023 12:42	07/10/2023 16:20		07/28/2023 12:44
23070157-004A	OW-257 See Attached for Subcontracting Analysis	07/10/2023 11:57	07/10/2023 16:20		07/28/2023 12:44
23070157-005A	Field Blank See Attached for Subcontracting Analysis	07/10/2023 14:46	07/10/2023 16:20		07/28/2023 12:44
23070157-006A	Duplicate See Attached for Subcontracting Analysis	07/10/2023 12:42	07/10/2023 16:20		07/28/2023 12:44



Receiving Check List

<http://www.teklabinc.com/>

Client: Ramboll

Work Order: 23070157

Client Project: BAL-23Q2 Resample

Report Date: 09-Aug-23

Carrier: Justin Colp

Received By: TWM

Completed by:

Reviewed by:

On:

On:

11-Jul-23

11-Jul-23

Lindsey Maddox

Ellie Hopkins

Pages to follow: Chain of custody

Extra pages included

- | | | | | |
|---|---|---|--|----------------------------------|
| Shipping container/cooler in good condition? | Yes <input checked="" type="checkbox"/> | No <input type="checkbox"/> | Not Present <input type="checkbox"/> | Temp °C 8.6 |
| Type of thermal preservation? | None <input type="checkbox"/> | Ice <input checked="" type="checkbox"/> | Blue Ice <input type="checkbox"/> | Dry Ice <input type="checkbox"/> |
| Chain of custody present? | Yes <input checked="" type="checkbox"/> | No <input type="checkbox"/> | | |
| Chain of custody signed when relinquished and received? | Yes <input checked="" type="checkbox"/> | No <input type="checkbox"/> | | |
| Chain of custody agrees with sample labels? | Yes <input checked="" type="checkbox"/> | No <input type="checkbox"/> | | |
| Samples in proper container/bottle? | Yes <input checked="" type="checkbox"/> | No <input type="checkbox"/> | | |
| Sample containers intact? | Yes <input checked="" type="checkbox"/> | No <input type="checkbox"/> | | |
| Sufficient sample volume for indicated test? | Yes <input checked="" type="checkbox"/> | No <input type="checkbox"/> | | |
| All samples received within holding time? | Yes <input checked="" type="checkbox"/> | No <input type="checkbox"/> | | |
| Reported field parameters measured: | Field <input type="checkbox"/> | Lab <input type="checkbox"/> | NA <input checked="" type="checkbox"/> | |
| Container/Temp Blank temperature in compliance? | Yes <input checked="" type="checkbox"/> | No <input type="checkbox"/> | | |

When thermal preservation is required, samples are compliant with a temperature between 0.1°C - 6.0°C, or when samples are received on ice the same day as collected.

- | | | | |
|---|---|-----------------------------|---|
| Water – at least one vial per sample has zero headspace? | Yes <input type="checkbox"/> | No <input type="checkbox"/> | No VOA vials <input checked="" type="checkbox"/> |
| Water - TOX containers have zero headspace? | Yes <input type="checkbox"/> | No <input type="checkbox"/> | No TOX containers <input checked="" type="checkbox"/> |
| Water - pH acceptable upon receipt? | Yes <input checked="" type="checkbox"/> | No <input type="checkbox"/> | NA <input type="checkbox"/> |
| NPDES/CWA TCN interferences checked/treated in the field? | Yes <input type="checkbox"/> | No <input type="checkbox"/> | NA <input checked="" type="checkbox"/> |

Any No responses must be detailed below or on the COC.

pH strip #90719. - PRY/lmaddox - 7/11/2023 12:52:32 PM

CHAIN-OF-CUSTODY / Analytical Request Document

The Chain-of-Custody is a LEGAL DOCUMENT. All relevant fields must be completed accurately.

23070157
BAL-23Q2-601

Section A Required Client Information:		Section B Required Project Information:		Section C Invoice Information:		REGULATORY AGENCY		
Company: Vistra Corp		Report To: Brian Voelker		Attention: Jason Stuckey		NPDES GROUND WATER DRINKING WATER		
Address: 13498 E. 900th St		Copy To: Jason Stuckey		Company Name: Vistra Corp		UST RCRA OTHER		
Email To: Brian.Voelker@VistraCorp.com		Purchase Order No.:		Address: see Section A		Site Location		
Phone: (217) 753-8911 Fax:		Project Name:		Quote Reference:		STATE: IL		
Requested Due Date/TAT: 10 day		Project Number: 2285		Project Manager:		Residual Chlorine (Y/N)		
				Profile #:		Requested Analysis Filtered (Y/N)		

ITEM #	Section D Required Client Information	Valid Matrix Codes MATRIX CODE	COLLECTED	SAMPLE TEMP AT COLLECTION	# OF CONTAINERS	Preservatives								Analysis Test	BAL-845-601	BAL-845-605	Residual Chlorine (Y/N)	Project No./ Lab I.D.
						Unpreserved	H ₂ SO ₄	HNO ₃	HCl	NaOH	Na ₂ S ₂ O ₃	Methanol	Other					
1	MW-151		7-10-23 1345		2												23070157-001	
2	MW-153		1958														002	
3	MW-352		1242														003	
4	OW-257		1157														004	
5	Field Blank		1446														005	
6	Duplicate		1242														006	
7																		
8																		
9																		
10																		
11																		
12																		
13																		
14																		
15																		
16																		

ADDITIONAL COMMENTS	RELINQUISHED BY / AFFILIATION	DATE	TIME	ACCEPTED BY / AFFILIATION	DATE	TIME	SAMPLE CONDITIONS		
BAL-23Q2 Resample Rev 0 R2226/228, only.	J. Gelp	7-10-23	1620	<i>[Signature]</i>	7-10-23	1620	4.6	Y	N
							5		

SAMPLER NAME AND SIGNATURE			
PRINT Name of SAMPLER:	JUSTIN GELP		
SIGNATURE of SAMPLER:	<i>[Signature]</i>		
DATE Signed (MM/DD/YY):	7-10-23		
PK. / 90719, PR4 7/10/23			

1
2
3
4
5
6
7
8
9
10
11
12

ANALYTICAL REPORT

PREPARED FOR

Attn: Elizabeth A Hurley
TekLab, Inc

5445 Horseshoe Lake Road
Collinsville, Illinois 62234

Generated 8/9/2023 10:58:39 AM Revision 1

JOB DESCRIPTION

Radium-226 and Radium-228

JOB NUMBER


160-50643-1

Job Notes

This report may not be reproduced except in full, and with written approval from the laboratory. The results relate only to the samples tested. For questions please contact the Project Manager at the e-mail address or telephone number listed on this page.

The test results in this report relate only to the samples as received by the laboratory and will meet all requirements of the methodology, with any exceptions noted. This report shall not be reproduced except in full, without the express written approval of the laboratory. All questions should be directed to the Eurofins TestAmerica Project Manager.

Authorization



Authorized for release by
Jayna Awalt, Project Manager II
Jayna.Awalt@et.eurofinsus.com
(314)298-8566

Generated
8/9/2023 10:58:39 AM
Revision 1



Table of Contents

Cover Page	1
Table of Contents	3
Case Narrative	4
Chain of Custody	5
Receipt Checklists	6
Definitions/Glossary	7
Method Summary	8
Sample Summary	9
Client Sample Results	10
QC Sample Results	13
QC Association Summary	15
Tracer Carrier Summary	16

Client: TekLab, Inc
Project/Site: Radium-226 and Radium-228

Job ID: 160-50643-1

Job ID: 160-50643-1

Laboratory: Eurofins St. Louis

Narrative

Job Narrative
160-50643-1

Revision 1 - Client requested revised chain to include relinquished time of 1230 for field crew.

Receipt

The samples were received on 7/11/2023 1:35 PM. Unless otherwise noted below, the samples arrived in good condition, and where required, properly preserved. The temperature of the cooler at receipt was 22.1° C.

Receipt Exceptions

The COC is missing the sampler name.

The reference method requires samples to be preserved to a pH of <2. The following sample was received with insufficient preservation at a pH of 5: 23070157-004 (160-50643-4). The sample was preserved to the appropriate pH in the laboratory.

RAD

Any minimum detectable concentration (MDC), critical value (DLC), or Safe Drinking Water Act detection limit (SDWA DL) is sample-specific unless otherwise stated elsewhere in this narrative.

Radiochemistry sample results are reported with the count date/time applied as the Activity Reference Date.

Radium-228 Prep Batch 620040

The following samples were prepared at a reduced aliquot due to Matrix: 23070157-001 (160-50643-1), 23070157-002 (160-50643-2) and 23070157-004 (160-50643-4). A laboratory control sample/ laboratory control sample duplicate (LCS/LCSD) were prepared instead of a sample duplicate (DUP) to demonstrate batch precision.

Radium-226 Prep Batch 620038

The following samples were prepared at a reduced aliquot due to Matrix: 23070157-001 (160-50643-1), 23070157-002 (160-50643-2) and 23070157-004 (160-50643-4). A laboratory control sample/ laboratory control sample duplicate (LCS/LCSD) were prepared instead of a sample duplicate (DUP) to demonstrate batch precision.

No additional analytical or quality issues were noted, other than those described above or in the Definitions/Glossary page.



Pg ____ of ____

TEKLAB, INC. Chain of Custody

5445 Horseshoe Lake Road, Collinsville, IL 62234 Phone (618) 344-1004 Fax (618) 344-1005

Are the samples chilled? YES NO

Preserved in: Lab Field

With: Ice Blank Ice

Sampler: _____ QC Level:

Cooler Temp: _____

Project#: 23070157

Comments: Please issue reports and invoices via email only
Please analyze for Radium 22/226 per standard GW methods.
Changes to methods must be approved by Teklab, Inc.
Each QC is required for all analyses requested. Excel EDD requested. IL site.

Contact: Elizabeth Hurley Email: Hurley@teklabinc.com
Requested Due Date: Standard TAT Billing/PO: 44680 Phone: 618 344-1004 ext. 33

PLEASE NOTE:

NELAP accreditation is required on the requested analyses and must be documented as such on the final report. If your laboratory does not currently hold a NELAP accreditation for the requested method and/or analytes, please contact Teklab immediately. If your laboratory loses accreditation or is suspended for any analytes/method during the life of the contract, you must contact Teklab immediately.

Lab Use	Sample ID	Sample Date/Time	Preservative	Matrix
	23070157-001	07/10/2023 1345	HNO3	Groundwater
	23070157-002	07/10/2023 1458	HNO3	Groundwater
	23070157-003	07/10/2023 1242	HNO3	Groundwater
	23070157-004	07/10/2023 1157	HNO3	Groundwater
	23070157-005	07/10/2023 1446	HNO3	Groundwater
	23070157-006	07/10/2023 1242	HNO3	Groundwater
			HNO3	Groundwater
			HNO3	Groundwater
			HNO3	Groundwater
			HNO3	Groundwater
			HNO3	Groundwater
			HNO3	Groundwater
			HNO3	Groundwater
			HNO3	Groundwater

160-50643 Chain of Custody

*Revised By: [Signature] Date/Time: 7/11/23 1:35 PM
Received By: [Signature] Date/Time: 7/11/23 1:35 PM

Teklab maintains a strict policy of client confidentiality and as such does not provide client/sample information without proper authorization, and proprietary rights. Teklab, Inc. protects clients' confidential information as directed by local, state or federal laws. (Teklab OMM Section 9.1, TMI V1 M2 Section 4.1.5.c)

SubCustRev# 3/20/16

1
2
3
4
5
6
7
8
9
10
11
12

APPENDIX A.
ANNUAL GROUNDWATER MONITORING AND CORRECTIVE ACTION REPORT
BALDWIN POWER PLANT, BOTTOM ASH POND
BAL-257-601

Login Sample Receipt Checklist

Client: TekLab, Inc

Job Number: 160-50643-1

Login Number: 50643
List Number: 1
Creator: Awalt, Jayna K

List Source: Eurofins St. Louis

Question	Answer	Comment
Radioactivity wasn't checked or is </= background as measured by a survey meter.	True	
The cooler's custody seal, if present, is intact.	True	
Sample custody seals, if present, are intact.	True	
The cooler or samples do not appear to have been compromised or tampered with.	True	
Samples were received on ice.	N/A	
Cooler Temperature is acceptable.	True	
Cooler Temperature is recorded.	True	
COC is present.	True	
COC is filled out in ink and legible.	True	
COC is filled out with all pertinent information.	True	
Is the Field Sampler's name present on COC?	False	
There are no discrepancies between the containers received and the COC.	True	
Samples are received within Holding Time (excluding tests with immediate HTs)	True	
Sample containers have legible labels.	True	
Containers are not broken or leaking.	True	
Sample collection date/times are provided.	True	
Appropriate sample containers are used.	True	
Sample bottles are completely filled.	True	
Sample Preservation Verified.	True	Preserved upon arrival
There is sufficient vol. for all requested analyses, incl. any requested MS/MSDs	True	
Containers requiring zero headspace have no headspace or bubble is <6mm (1/4").	True	
Multiphasic samples are not present.	True	
Samples do not require splitting or compositing.	True	
Residual Chlorine Checked.	N/A	

Definitions/Glossary

Client: TekLab, Inc
Project/Site: Radium-226 and Radium-228

Qualifiers

Rad

Qualifier	Qualifier Description
U	Result is less than the sample detection limit.

Glossary

Abbreviation	These commonly used abbreviations may or may not be present in this report.
α	Listed under the "D" column to designate that the result is reported on a dry weight basis
%R	Percent Recovery
CFL	Contains Free Liquid
CFU	Colony Forming Unit
CNF	Contains No Free Liquid
DER	Duplicate Error Ratio (normalized absolute difference)
Dil Fac	Dilution Factor
DL	Detection Limit (DoD/DOE)
DL, RA, RE, IN	Indicates a Dilution, Re-analysis, Re-extraction, or additional Initial metals/anion analysis of the sample
DLC	Decision Level Concentration (Radiochemistry)
EDL	Estimated Detection Limit (Dioxin)
LOD	Limit of Detection (DoD/DOE)
LOQ	Limit of Quantitation (DoD/DOE)
MCL	EPA recommended "Maximum Contaminant Level"
MDA	Minimum Detectable Activity (Radiochemistry)
MDC	Minimum Detectable Concentration (Radiochemistry)
MDL	Method Detection Limit
ML	Minimum Level (Dioxin)
MPN	Most Probable Number
MQL	Method Quantitation Limit
NC	Not Calculated
ND	Not Detected at the reporting limit (or MDL or EDL if shown)
NEG	Negative / Absent
POS	Positive / Present
PQL	Practical Quantitation Limit
PRES	Presumptive
QC	Quality Control
RER	Relative Error Ratio (Radiochemistry)
RL	Reporting Limit or Requested Limit (Radiochemistry)
RPD	Relative Percent Difference, a measure of the relative difference between two points
TEF	Toxicity Equivalent Factor (Dioxin)
TEQ	Toxicity Equivalent Quotient (Dioxin)
TNTC	Too Numerous To Count

Client: TekLab, Inc
 Project/Site: Radium-226 and Radium-228

Job ID: 160-50643-1

Method	Method Description	Protocol	Laboratory
903.0	Radium-226 (GFPC)	EPA	EET SL
904.0	Radium-228 (GFPC)	EPA	EET SL
Ra226_Ra228 Pos	Combined Radium-226 and Radium-228	TAL-STL	EET SL
PrecSep_0	Preparation, Precipitate Separation	None	EET SL
PrecSep-21	Preparation, Precipitate Separation (21-Day In-Growth)	None	EET SL

Protocol References:

- EPA = US Environmental Protection Agency
- None = None
- TAL-STL = TestAmerica Laboratories, St. Louis, Facility Standard Operating Procedure.

Laboratory References:

- EET SL = Eurofins St. Louis, 13715 Rider Trail North, Earth City, MO 63045, TEL (314)298-8566



Client: TekLab, Inc
 Project/Site: Radium-226 and Radium-228

Lab ID: 160-50643-1

Lab Sample ID	Client Sample ID	Matrix	Collected	Received
160-50643-1	23070157-001	Water	07/10/23 13:45	07/11/23 13:35
160-50643-2	23070157-002	Water	07/10/23 14:58	07/11/23 13:35
160-50643-3	23070157-003	Water	07/10/23 12:42	07/11/23 13:35
160-50643-4	23070157-004	Water	07/10/23 11:57	07/11/23 13:35
160-50643-5	23070157-005	Water	07/10/23 14:46	07/11/23 13:35
160-50643-6	23070157-006	Water	07/10/23 12:42	07/11/23 13:35



Client Sample Results

Client: TekLab, Inc
 Project/Site: Radium-226 and Radium-228

Lab ID: 160-50643-1
 Date: 07-10-23

Client Sample ID: 23070157-001

Lab Sample ID: 160-50643-1

Date Collected: 07/10/23 13:45

Matrix: Water

Date Received: 07/11/23 13:35

Method: EPA 903.0 - Radium-226 (GFPC)

Analyte	Result	Qualifier	Count Uncert. (2σ+/-)	Total Uncert. (2σ+/-)	RL	MDC	Unit	Prepared	Analyzed	Dil Fac
Radium-226	0.00334	U	0.0617	0.0617	1.00	0.133	pCi/L	07/13/23 09:29	08/04/23 09:34	1
Carrier	%Yield	Qualifier	Limits					Prepared	Analyzed	Dil Fac
Ba Carrier	87.2		30 - 110					07/13/23 09:29	08/04/23 09:34	1

Method: EPA 904.0 - Radium-228 (GFPC)

Analyte	Result	Qualifier	Count Uncert. (2σ+/-)	Total Uncert. (2σ+/-)	RL	MDC	Unit	Prepared	Analyzed	Dil Fac
Radium-228	0.231	U	0.447	0.448	1.00	0.777	pCi/L	07/13/23 09:38	07/28/23 12:42	1
Carrier	%Yield	Qualifier	Limits					Prepared	Analyzed	Dil Fac
Ba Carrier	87.2		30 - 110					07/13/23 09:38	07/28/23 12:42	1
Y Carrier	80.0		30 - 110					07/13/23 09:38	07/28/23 12:42	1

Method: TAL-STL Ra226_Ra228 Pos - Combined Radium-226 and Radium-228

Analyte	Result	Qualifier	Count Uncert. (2σ+/-)	Total Uncert. (2σ+/-)	RL	MDC	Unit	Prepared	Analyzed	Dil Fac
Radium 226 and 228	0.235	U	0.451	0.452	5.00	0.777	pCi/L		08/07/23 14:52	1

Client Sample ID: 23070157-002

Lab Sample ID: 160-50643-2

Date Collected: 07/10/23 14:58

Matrix: Water

Date Received: 07/11/23 13:35

Method: EPA 903.0 - Radium-226 (GFPC)

Analyte	Result	Qualifier	Count Uncert. (2σ+/-)	Total Uncert. (2σ+/-)	RL	MDC	Unit	Prepared	Analyzed	Dil Fac
Radium-226	0.112	U	0.105	0.105	1.00	0.161	pCi/L	07/13/23 09:29	08/04/23 09:34	1
Carrier	%Yield	Qualifier	Limits					Prepared	Analyzed	Dil Fac
Ba Carrier	90.7		30 - 110					07/13/23 09:29	08/04/23 09:34	1

Method: EPA 904.0 - Radium-228 (GFPC)

Analyte	Result	Qualifier	Count Uncert. (2σ+/-)	Total Uncert. (2σ+/-)	RL	MDC	Unit	Prepared	Analyzed	Dil Fac
Radium-228	0.620	U	0.429	0.432	1.00	0.629	pCi/L	07/13/23 09:38	07/28/23 12:42	1
Carrier	%Yield	Qualifier	Limits					Prepared	Analyzed	Dil Fac
Ba Carrier	90.7		30 - 110					07/13/23 09:38	07/28/23 12:42	1
Y Carrier	82.2		30 - 110					07/13/23 09:38	07/28/23 12:42	1

Method: TAL-STL Ra226_Ra228 Pos - Combined Radium-226 and Radium-228

Analyte	Result	Qualifier	Count Uncert. (2σ+/-)	Total Uncert. (2σ+/-)	RL	MDC	Unit	Prepared	Analyzed	Dil Fac
Radium 226 and 228	0.732		0.442	0.445	5.00	0.629	pCi/L		08/07/23 14:52	1

Client Sample Results

Client: TekLab, Inc
 Project/Site: Radium-226 and Radium-228

Client Sample ID: 23070157-003

Lab Sample ID: 160-50643-3

Date Collected: 07/10/23 12:42

Matrix: Water

Date Received: 07/11/23 13:35

Method: EPA 903.0 - Radium-226 (GFPC)

Analyte	Result	Qualifier	Count Uncert. (2σ+/-)	Total Uncert. (2σ+/-)	RL	MDC	Unit	Prepared	Analyzed	Dil Fac
Radium-226	0.483		0.138	0.145	1.00	0.115	pCi/L	07/13/23 09:29	08/04/23 09:34	1
Carrier	%Yield	Qualifier	Limits					Prepared	Analyzed	Dil Fac
Ba Carrier	89.2		30 - 110					07/13/23 09:29	08/04/23 09:34	1

Method: EPA 904.0 - Radium-228 (GFPC)

Analyte	Result	Qualifier	Count Uncert. (2σ+/-)	Total Uncert. (2σ+/-)	RL	MDC	Unit	Prepared	Analyzed	Dil Fac
Radium-228	0.577		0.373	0.376	1.00	0.545	pCi/L	07/13/23 09:38	07/28/23 12:44	1
Carrier	%Yield	Qualifier	Limits					Prepared	Analyzed	Dil Fac
Ba Carrier	89.2		30 - 110					07/13/23 09:38	07/28/23 12:44	1
Y Carrier	80.4		30 - 110					07/13/23 09:38	07/28/23 12:44	1

Method: TAL-STL Ra226_Ra228 Pos - Combined Radium-226 and Radium-228

Analyte	Result	Qualifier	Count Uncert. (2σ+/-)	Total Uncert. (2σ+/-)	RL	MDC	Unit	Prepared	Analyzed	Dil Fac
Radium 226 and 228	1.06		0.398	0.403	5.00	0.545	pCi/L		08/07/23 14:52	1

Client Sample ID: 23070157-004

Lab Sample ID: 160-50643-4

Date Collected: 07/10/23 11:57

Matrix: Water

Date Received: 07/11/23 13:35

Method: EPA 903.0 - Radium-226 (GFPC)

Analyte	Result	Qualifier	Count Uncert. (2σ+/-)	Total Uncert. (2σ+/-)	RL	MDC	Unit	Prepared	Analyzed	Dil Fac
Radium-226	0.345		0.150	0.154	1.00	0.157	pCi/L	07/13/23 09:29	08/04/23 09:34	1
Carrier	%Yield	Qualifier	Limits					Prepared	Analyzed	Dil Fac
Ba Carrier	78.4		30 - 110					07/13/23 09:29	08/04/23 09:34	1

Method: EPA 904.0 - Radium-228 (GFPC)

Analyte	Result	Qualifier	Count Uncert. (2σ+/-)	Total Uncert. (2σ+/-)	RL	MDC	Unit	Prepared	Analyzed	Dil Fac
Radium-228	0.985		0.617	0.623	1.00	0.908	pCi/L	07/13/23 09:38	07/28/23 12:44	1
Carrier	%Yield	Qualifier	Limits					Prepared	Analyzed	Dil Fac
Ba Carrier	78.4		30 - 110					07/13/23 09:38	07/28/23 12:44	1
Y Carrier	81.1		30 - 110					07/13/23 09:38	07/28/23 12:44	1

Method: TAL-STL Ra226_Ra228 Pos - Combined Radium-226 and Radium-228

Analyte	Result	Qualifier	Count Uncert. (2σ+/-)	Total Uncert. (2σ+/-)	RL	MDC	Unit	Prepared	Analyzed	Dil Fac
Radium 226 and 228	1.33		0.635	0.642	5.00	0.908	pCi/L		08/07/23 14:52	1

Client Sample Results

APPENDIX A.
 INITIAL GROUNDWATER MONITORING AND CORRECTIVE ACTION REPORT
 BALDWIN POWER PLANT, BOTTOM ASH POND

Lab ID: 160-50643-1
 Date: 07-10-23

Client: TekLab, Inc
 Project/Site: Radium-226 and Radium-228

Client Sample ID: 23070157-005

Lab Sample ID: 160-50643-5

Date Collected: 07/10/23 14:46

Matrix: Water

Date Received: 07/11/23 13:35

Method: EPA 903.0 - Radium-226 (GFPC)

Analyte	Result	Qualifier	Count Uncert. (2σ+/-)	Total Uncert. (2σ+/-)	RL	MDC	Unit	Prepared	Analyzed	Dil Fac
Radium-226	-0.00392	U	0.0571	0.0571	1.00	0.119	pCi/L	07/13/23 09:29	08/04/23 09:37	1
Carrier	%Yield	Qualifier	Limits					Prepared	Analyzed	Dil Fac
Ba Carrier	97.5		30 - 110					07/13/23 09:29	08/04/23 09:37	1

Method: EPA 904.0 - Radium-228 (GFPC)

Analyte	Result	Qualifier	Count Uncert. (2σ+/-)	Total Uncert. (2σ+/-)	RL	MDC	Unit	Prepared	Analyzed	Dil Fac
Radium-228	0.827		0.418	0.425	1.00	0.594	pCi/L	07/13/23 09:38	07/28/23 12:44	1
Carrier	%Yield	Qualifier	Limits					Prepared	Analyzed	Dil Fac
Ba Carrier	97.5		30 - 110					07/13/23 09:38	07/28/23 12:44	1
Y Carrier	84.9		30 - 110					07/13/23 09:38	07/28/23 12:44	1

Method: TAL-STL Ra226_Ra228 Pos - Combined Radium-226 and Radium-228

Analyte	Result	Qualifier	Count Uncert. (2σ+/-)	Total Uncert. (2σ+/-)	RL	MDC	Unit	Prepared	Analyzed	Dil Fac
Radium 226 and 228	0.827		0.422	0.429	5.00	0.594	pCi/L		08/07/23 14:52	1

Client Sample ID: 23070157-006

Lab Sample ID: 160-50643-6

Date Collected: 07/10/23 12:42

Matrix: Water

Date Received: 07/11/23 13:35

Method: EPA 903.0 - Radium-226 (GFPC)

Analyte	Result	Qualifier	Count Uncert. (2σ+/-)	Total Uncert. (2σ+/-)	RL	MDC	Unit	Prepared	Analyzed	Dil Fac
Radium-226	0.250		0.114	0.116	1.00	0.138	pCi/L	07/13/23 09:29	08/04/23 09:37	1
Carrier	%Yield	Qualifier	Limits					Prepared	Analyzed	Dil Fac
Ba Carrier	92.2		30 - 110					07/13/23 09:29	08/04/23 09:37	1

Method: EPA 904.0 - Radium-228 (GFPC)

Analyte	Result	Qualifier	Count Uncert. (2σ+/-)	Total Uncert. (2σ+/-)	RL	MDC	Unit	Prepared	Analyzed	Dil Fac
Radium-228	0.351	U	0.343	0.345	1.00	0.550	pCi/L	07/13/23 09:38	07/28/23 12:44	1
Carrier	%Yield	Qualifier	Limits					Prepared	Analyzed	Dil Fac
Ba Carrier	92.2		30 - 110					07/13/23 09:38	07/28/23 12:44	1
Y Carrier	82.6		30 - 110					07/13/23 09:38	07/28/23 12:44	1

Method: TAL-STL Ra226_Ra228 Pos - Combined Radium-226 and Radium-228

Analyte	Result	Qualifier	Count Uncert. (2σ+/-)	Total Uncert. (2σ+/-)	RL	MDC	Unit	Prepared	Analyzed	Dil Fac
Radium 226 and 228	0.601		0.361	0.364	5.00	0.550	pCi/L		08/07/23 14:52	1

Eurofins St. Louis

QC Sample Results

Client: TekLab, Inc
Project/Site: Radium-226 and Radium-228

Lab ID: 160-50643-1
Date: 07-16-2023

Method: 903.0 - Radium-226 (GFPC)

Lab Sample ID: MB 160-620038/1-A
Matrix: Water
Analysis Batch: 622932

Client Sample ID: Method Blank
Prep Type: Total/NA
Prep Batch: 620038

Analyte	MB MB		Count	Total	RL	MDC	Unit	Prepared	Analyzed	Dil Fac
	Result	Qualifier	Uncert. (2σ+/-)	Uncert. (2σ+/-)						
Radium-226	0.05258	U	0.0606	0.0608	1.00	0.0977	pCi/L	07/13/23 09:29	08/04/23 09:32	1
Carrier	MB MB		Limits			Prepared	Analyzed	Dil Fac		
Ba Carrier	%Yield	Qualifier								
Ba Carrier	97.7		30 - 110			07/13/23 09:29	08/04/23 09:32	1		

Lab Sample ID: LCS 160-620038/2-A
Matrix: Water
Analysis Batch: 622932

Client Sample ID: Lab Control Sample
Prep Type: Total/NA
Prep Batch: 620038

Analyte	Spike Added	LCS Result	LCS Qual	Total	RL	MDC	Unit	%Rec	%Rec Limits
				Uncert. (2σ+/-)					
Radium-226	11.3	10.37		1.09	1.00	0.0977	pCi/L	92	75 - 125
Carrier	LCS LCS		Limits			Prepared	Analyzed	Dil Fac	
Ba Carrier	%Yield	Qualifier							
Ba Carrier	94.7		30 - 110						

Lab Sample ID: LCSD 160-620038/3-A
Matrix: Water
Analysis Batch: 622932

Client Sample ID: Lab Control Sample Dup
Prep Type: Total/NA
Prep Batch: 620038

Analyte	Spike Added	LCSD Result	LCSD Qual	Total	RL	MDC	Unit	%Rec	%Rec Limits	RER	RER Limit
				Uncert. (2σ+/-)							
Radium-226	11.3	10.29		1.09	1.00	0.111	pCi/L	91	75 - 125	0.04	1
Carrier	LCSD LCSD		Limits			Prepared	Analyzed	Dil Fac			
Ba Carrier	%Yield	Qualifier									
Ba Carrier	94.7		30 - 110								

Method: 904.0 - Radium-228 (GFPC)

Lab Sample ID: MB 160-620040/1-A
Matrix: Water
Analysis Batch: 622120

Client Sample ID: Method Blank
Prep Type: Total/NA
Prep Batch: 620040

Analyte	MB MB		Count	Total	RL	MDC	Unit	Prepared	Analyzed	Dil Fac
	Result	Qualifier	Uncert. (2σ+/-)	Uncert. (2σ+/-)						
Radium-228	-0.03188	U	0.228	0.228	1.00	0.448	pCi/L	07/13/23 09:38	07/28/23 12:40	1
Carrier	MB MB		Limits			Prepared	Analyzed	Dil Fac		
Ba Carrier	%Yield	Qualifier								
Ba Carrier	97.7		30 - 110			07/13/23 09:38	07/28/23 12:40	1		
Y Carrier	MB MB		Limits			Prepared	Analyzed	Dil Fac		
Y Carrier	%Yield	Qualifier								
Y Carrier	82.2		30 - 110			07/13/23 09:38	07/28/23 12:40	1		

QC Sample Results

Client: TekLab, Inc
Project/Site: Radium-226 and Radium-228

Lab ID: 160-50643-1
Date: 8/9/2023

Method: 904.0 - Radium-228 (GFPC) (Continued)

Lab Sample ID: LCS 160-620040/2-A
Matrix: Water
Analysis Batch: 622120

Client Sample ID: Lab Control Sample
Prep Type: Total/NA
Prep Batch: 620040

Analyte	Spike Added	LCS Result	LCS Qual	Total Uncert. (2σ+/-)	RL	MDC	Unit	%Rec	%Rec Limits
Radium-228	8.00	7.939		1.14	1.00	0.487	pCi/L	99	75 - 125

Carrier	LCS LCS		Limits
	%Yield	Qualifier	
Ba Carrier	94.7		30 - 110
Y Carrier	82.6		30 - 110

Lab Sample ID: LCSD 160-620040/3-A
Matrix: Water
Analysis Batch: 621992

Client Sample ID: Lab Control Sample Dup
Prep Type: Total/NA
Prep Batch: 620040

Analyte	Spike Added	LCSD Result	LCSD Qual	Total Uncert. (2σ+/-)	RL	MDC	Unit	%Rec	%Rec Limits	RER	RER Limit
Radium-228	8.00	8.159		1.18	1.00	0.559	pCi/L	102	75 - 125	0.09	1

Carrier	LCSD LCSD		Limits
	%Yield	Qualifier	
Ba Carrier	94.7		30 - 110
Y Carrier	81.5		30 - 110

QC Association Summary

APPENDIX A.
ANNUAL GROUNDWATER MONITORING AND CORRECTIVE ACTION REPORT
BALDWIN POWER PLANT, BOTTOM ASH POND

Client: TekLab, Inc
Project/Site: Radium-226 and Radium-228

Lab ID: 160-50643-1

Rad

Prep Batch: 620038

Lab Sample ID	Client Sample ID	Prep Type	Matrix	Method	Prep Batch
160-50643-1	23070157-001	Total/NA	Water	PrecSep-21	
160-50643-2	23070157-002	Total/NA	Water	PrecSep-21	
160-50643-3	23070157-003	Total/NA	Water	PrecSep-21	
160-50643-4	23070157-004	Total/NA	Water	PrecSep-21	
160-50643-5	23070157-005	Total/NA	Water	PrecSep-21	
160-50643-6	23070157-006	Total/NA	Water	PrecSep-21	
MB 160-620038/1-A	Method Blank	Total/NA	Water	PrecSep-21	
LCS 160-620038/2-A	Lab Control Sample	Total/NA	Water	PrecSep-21	
LCSD 160-620038/3-A	Lab Control Sample Dup	Total/NA	Water	PrecSep-21	

Prep Batch: 620040

Lab Sample ID	Client Sample ID	Prep Type	Matrix	Method	Prep Batch
160-50643-1	23070157-001	Total/NA	Water	PrecSep_0	
160-50643-2	23070157-002	Total/NA	Water	PrecSep_0	
160-50643-3	23070157-003	Total/NA	Water	PrecSep_0	
160-50643-4	23070157-004	Total/NA	Water	PrecSep_0	
160-50643-5	23070157-005	Total/NA	Water	PrecSep_0	
160-50643-6	23070157-006	Total/NA	Water	PrecSep_0	
MB 160-620040/1-A	Method Blank	Total/NA	Water	PrecSep_0	
LCS 160-620040/2-A	Lab Control Sample	Total/NA	Water	PrecSep_0	
LCSD 160-620040/3-A	Lab Control Sample Dup	Total/NA	Water	PrecSep_0	

Tracer/Carrier Summary

Client: TekLab, Inc
Project/Site: Radium-226 and Radium-228

Lab ID: 160-50643-1
Date: 10/27/2021

Method: 903.0 - Radium-226 (GFPC)

Matrix: Water

Prep Type: Total/NA

Percent Yield (Acceptance Limits)

Lab Sample ID	Client Sample ID	Ba	
		(30-110)	
160-50643-1	23070157-001	87.2	
160-50643-2	23070157-002	90.7	
160-50643-3	23070157-003	89.2	
160-50643-4	23070157-004	78.4	
160-50643-5	23070157-005	97.5	
160-50643-6	23070157-006	92.2	
LCS 160-620038/2-A	Lab Control Sample	94.7	
LCSD 160-620038/3-A	Lab Control Sample Dup	94.7	
MB 160-620038/1-A	Method Blank	97.7	

Tracer/Carrier Legend

Ba = Ba Carrier

Method: 904.0 - Radium-228 (GFPC)

Matrix: Water

Prep Type: Total/NA

Percent Yield (Acceptance Limits)

Lab Sample ID	Client Sample ID	Ba	Y
		(30-110)	(30-110)
160-50643-1	23070157-001	87.2	80.0
160-50643-2	23070157-002	90.7	82.2
160-50643-3	23070157-003	89.2	80.4
160-50643-4	23070157-004	78.4	81.1
160-50643-5	23070157-005	97.5	84.9
160-50643-6	23070157-006	92.2	82.6
LCS 160-620040/2-A	Lab Control Sample	94.7	82.6
LCSD 160-620040/3-A	Lab Control Sample Dup	94.7	81.5
MB 160-620040/1-A	Method Blank	97.7	82.2

Tracer/Carrier Legend

Ba = Ba Carrier

Y = Y Carrier

APPENDIX A.
ANNUAL GROUNDWATER MONITORING AND CORRECTIVE ACTION REPORT
BALDWIN POWER PLANT, BOTTOM ASH POND
BAL-257-601

Site Sampling Event		Summary of Well Information																
LIMS Workorder		23070156																
Technician		JC,BG																
WO Sample	Well ID	Date	hmm		DTB (ft)	DTW (ft)	MP Elev (ft)	GW Elev (ft)	Well Condition	Sampling Device	Samling Method	Field Filtered	Appearance	Odor	Color	Turbidity (visible)	Ferrous Iron	Transducer SN
			Time	Time (adj)														
001A	MW-151	07/10/2023	1345	1345		5.78			Good	Bladder Pump	Low Flow	Yes	Clear	Slight	None	Slight		
002A	MW-153	07/10/2023	1458	1458		16.5			Good	Bladder Pump	Low Flow	Yes	Clear	None	None	None		
003A	MW-352	07/10/2023	1242	1242		5.32			Good	Bladder Pump	Low Flow	No	Clear	Slight	None	None		
004A	OW-257	07/10/2023	1157	1157		7.46			Good	Bladder Pump	Low Flow	Yes	Cloudy	None	None	Slight		
005A	Field Blank	07/10/2023	1446	1446														
006A	Dup	07/10/2023	1242	1242		5.32			Good	Bladder Pump	Low Flow	No	Clear	Slight	None	None		

APPENDIX A.
ANNUAL GROUNDWATER MONITORING AND CORRECTIVE ACTION REPORT
BALDWIN POWER PLANT, BOTTOM ASH POND
BAL-257-601

Site Sampling Event	BAL-Q2-2023R																
LIMS Workorder	23070156																
Technician	JC,BG																
Well ID	Date	Time	Time (adj)	Temp (deg C)	Temp (deg F)	pH (SU)	Sp Cond (µS/cm)	Sp Cond (µmhos/cm @25C)	ODO (mg/L)	Turbidity (NTU)	ORP (mV)	Purge Volume (gal)	DTB (ft)	DTW (ft)	MP Elev (ft)	GW Elev (ft)	LIMS ID
MW-151	7/10/2023	13:45	1345	15.2	59.36	6.98	922	922	19.3	15.05	124.6			5.78			23070156-001A
MW-153	7/10/2023	14:58	1458	15.6	60.08	6.84	570	570	19.9	8.37	149.9			16.5			23070156-002A
MW-352	7/10/2023	12:42	1242	19.5	67.1	7.3	2036	2036	14.2	3.23	64.7			5.32			23070156-003A
OW-257	7/10/2023	11:57	1157	15.9	60.62	6.75	1110	1110	6.6	21.11	129.5			7.46			23070156-004A
Field Blank	7/10/2023	14:46	1446														23070156-005A
Duplicate	7/10/2023	12:42	1242	19.5	67.1	7.3	2036	2036	14.2	3.23	64.7			5.32			23070156-006A

APPENDIX A.
 ANNUAL GROUNDWATER MONITORING AND CORRECTIVE ACTION REPORT
 BALDWIN POWER PLANT, BOTTOM ASH POND
 BAL-257-601

Site Sampling Event	BAL-Q2-2023R		Groundwater Sampling Field Form - Quality Parameters												
LIMS Workorder	23070156-001A														
Technician	JC,BG														
Well ID	Date	Time	Time (adj)	DTW	Drawdown	Temp (deg C)	Temp (deg F)	pH (SU)	Sp Cond (µS/cm)	Sp Cond (µmhos/cm @25C)	ODO (mg/L)	Turbidity (NTU)	ORP (mV)	Purge Volume (gal)	
MW-151	7/10/2023	13:33	1333	5.78		15.1	59.18	6.87	914	914	14.4	16.2	122.1		
MW-151	7/10/2023	13:36	1336	5.78		15.2	59.36	6.87	911	911	15.2	12.92	122.7		
MW-151	7/10/2023	13:39	1339	5.78		15.2	59.36	6.88	913	913	17.8	13.45	123.3		
MW-151	7/10/2023	13:42	1342	5.78		15.2	59.36	6.88	917	917	19.5	11.97	124		
MW-151	7/10/2023	13:45	1345	5.78		15.2	59.36	6.98	922	922	19.3	15.05	124.6		

APPENDIX A.
 ANNUAL GROUNDWATER MONITORING AND CORRECTIVE ACTION REPORT
 BALDWIN POWER PLANT, BOTTOM ASH POND
 BAL-257-601

Site Sampling Event	BAL-Q2-2023R		Groundwater Sampling Field Form - Quality Parameters												
LIMS Workorder	23070156-002A														
Technician	JC,BG														
Well ID	Date	Time	Time (adj)	DTW	Drawdown	Temp (deg C)	Temp (deg F)	pH (SU)	Sp Cond (µS/cm)	Sp Cond (µmhos/cm @25C)	ODO (mg/L)	Turbidity (NTU)	ORP (mV)	Purge Volume (gal)	
MW-153	7/10/2023	14:52	1452	16.5		15.4	59.72	6.87	569	569	18.6	10.82	149.7		
MW-153	7/10/2023	14:55	1455	16.5		15.7	60.26	6.85	568	568	19.1	8.76	149.9		
MW-153	7/10/2023	14:58	1458	16.5		15.6	60.08	6.84	570	570	19.9	8.37	149.9		

APPENDIX A.
 ANNUAL GROUNDWATER MONITORING AND CORRECTIVE ACTION REPORT
 BALDWIN POWER PLANT, BOTTOM ASH POND
 BAL-257-601

Site Sampling Event	BAL-Q2-2023R		Groundwater Sampling Field Form - Quality Parameters												
LIMS Workorder	23070156-003A														
Technician	JC,BG														
Well ID	Date	Time	Time (adj)	DTW	Drawdown	Temp (deg C)	Temp (deg F)	pH (SU)	Sp Cond (µS/cm)	Sp Cond (µmhos/cm @25C)	ODO (mg/L)	Turbidity (NTU)	ORP (mV)	Purge Volume (gal)	
MW-352	7/10/2023	12:36	1236	5.32		19.4	66.92	7.24	2046	2046	26.2	3.75	158.6		
MW-352	7/10/2023	12:39	1239	5.32		19.5	67.1	7.27	2034	2034	17.2	3.32	108.6		
MW-352	7/10/2023	12:42	1242	5.32		19.5	67.1	7.3	2036	2036	14.2	3.23	64.7		

APPENDIX A.
 ANNUAL GROUNDWATER MONITORING AND CORRECTIVE ACTION REPORT
 BALDWIN POWER PLANT, BOTTOM ASH POND
 BAL-257-601

Site Sampling Event	BAL-Q2-2023R		Groundwater Sampling Field Form - Quality Parameters												
LIMS Workorder	23070156-004A														
Technician	JC,BG														
Well ID	Date	Time	Time (adj)	DTW	Drawdown	Temp (deg C)	Temp (deg F)	pH (SU)	Sp Cond (µS/cm)	Sp Cond (µmhos/cm @25C)	ODO (mg/L)	Turbidity (NTU)	ORP (mV)	Purge Volume (gal)	
OW-257	7/10/2023	11:45	1145	7.46		16.2	61.16	6.79	1105	1105	36.8	8.67	138.9		
OW-257	7/10/2023	11:48	1148	7.46		15.5	59.9	6.76	1103	1103	11.2	18.51	136.8		
OW-257	7/10/2023	11:51	1151	7.46		15.6	60.08	6.76	1102	1102	6.3	21.1	138.9		
OW-257	7/10/2023	11:54	1154	7.46		15.8	60.44	6.76	1106	1106	6.5	20.5	131.6		
OW-257	7/10/2023	11:57	1157	7.46		15.9	60.62	6.75	1110	1110	6.6	21.11	129.5		

Site Sampling Event	BAL-Q2-2023R		Groundwater Sampling Field Form - Quality Parameters												
LIMS Workorder	23070156-005A														
Technician	JC,BG														
Well ID	Date	Time	Time (adj)	DTW	Drawdown	Temp (deg C)	Temp (deg F)	pH (SU)	Sp Cond (µS/cm)	Sp Cond (µmhos/cm @25C)	ODO (mg/L)	Turbidity (NTU)	ORP (mV)	Purge Volume (gal)	
Field Blank	7/10/2023	1446	1446												

APPENDIX A.
 ANNUAL GROUNDWATER MONITORING AND CORRECTIVE ACTION REPORT
 BALDWIN POWER PLANT, BOTTOM ASH POND
 BAL-257-601

Site Sampling Event	BAL-Q2-2023R		Groundwater Sampling Field Form - Quality Parameters											
LIMS Workorder	23070156-006A													
Technician	JC,BG													
Well ID	Date	Time	Time (adj)	DTW	Drawdown	Temp (deg C)	Temp (deg F)	pH (SU)	Sp Cond (µS/cm)	Sp Cond (µmhos/cm @25C)	ODO (mg/L)	Turbidity (NTU)	ORP (mV)	Purge Volume (gal)
Duplicate	7/10/2023	12:36	1236	5.32		19.4	66.92	7.24	2046	2046	26.2	3.75	158.6	
Duplicate	7/10/2023	12:39	1239	5.32		19.5	67.1	7.27	2034	2034	17.2	3.32	108.6	
Duplicate	7/10/2023	12:42	1242	5.32		19.5	67.1	7.3	2036	2036	14.2	3.23	64.7	

Field Analysis Log

APPENDIX A.
ANNUAL GROUNDWATER MONITORING AND CORRECTIVE ACTION REPORT
BALDWIN POWER PLANT, BOTTOM ASH POND

BAL 257-601

Cross Reference to Sample ID	Date mm/dd/yy	Time	Temp. C	pH Results			Conductivity			Other:					
				Reading 1	Reading 2	LCS/D	Range Factor	Reading 1	Reading 2	COLOR BLANK	Read1/units	COLORBLANK	Read2/units		
	7-10-23	1132	21.2		7.03			1418							
	7-10-23	1514	19.8		7.05			1422							

**** Field Meter ID for Temp, pH & Conductivity : pH rental

**** Field Meter ID for (DR900) : AIS PIPETTE

Field Temp SOP 1156	SW846	Std Methods	Lot #	pH 4.0 Buffer	Conductivity Std.	Std.
pH in the Field SOP 1152	9040B	4500-H B		pH 7.0 Buffer	Conductivity Std.	Std.
Field Cond. SOP 1155	9050A	2510 B		pH 10.0 Buffer	Conductivity Std.	Std.
Other: _____				pH LCS/LCSD _____	Conductivity LCS/LCSD _____	LCS/LCSD _____

pH Calibration	Reading
Date <u>7-10-23</u>	4.00 <u>4.01</u>
Time: <u>1121</u>	7.00 <u>7.01</u>
	10.00 <u>9.98</u>

Conductivity Calibration	Reading	units
	0-199.9	μ S
	0-1999	μ S
	0-19.99	mS

1413

Calibration	Reading
Std _____	Units _____
Std _____	Units _____
Std _____	Units _____

Field Analyst Sig & Date: [Signature] on 7-10-23
 Reviewed By & Date: _____
 Reviewed By & Date: _____

Field Analyst Sig & Date: [Signature] on 7-10-23
 Reviewed By & Date: _____
 Reviewed By & Date: _____

Field Analyst Sig & Date: _____
 Reviewed By & Date: _____
 Reviewed By & Date: _____

Comments:

October 11, 2023

Eric Bauer
Ramboll
234 W. Florida Street
Fifth Floor
Milwaukee, WI 53204
TEL: (414) 837-3607
FAX: (414) 837-3608



Illinois	100226
Kansas	E-10374
Louisiana	05002
Louisiana	05003
Oklahoma	9978

RE: BAL-23Q3

WorkOrder: 23071339

Dear Eric Bauer:

TEKLAB, INC received 45 samples on 8/15/2023 2:54:00 PM for the analysis presented in the following report.

Samples are analyzed on an as received basis unless otherwise requested and documented. The sample results contained in this report relate only to the requested analytes of interest as directed on the chain of custody. NELAP accredited fields of testing are indicated by the letters NELAP under the Certification column. Unless otherwise documented within this report, Teklab Inc. analyzes samples utilizing the most current methods in compliance with 40CFR. All tests are performed in the Collinsville, IL laboratory unless otherwise noted in the Case Narrative.

All quality control criteria applicable to the test methods employed for this project have been satisfactorily met and are in accordance with NELAP except where noted. The following report shall not be reproduced, except in full, without the written approval of Teklab, Inc.

If you have any questions regarding these tests results, please feel free to call.

Sincerely,



Elizabeth A. Hurley
Director of Customer Service
(618)344-1004 ex 33
ehurley@teklabinc.com



Report Contents

<http://www.teklabinc.com/>

Client: Ramboll

Work Order: 23071339

Client Project: BAL-23Q3

Report Date: 11-Oct-23

This reporting package includes the following:

Cover Letter	1
Report Contents	2
Definitions	3
Case Narrative	5
Accreditations	6
Laboratory Results	7
Sample Summary	28
Dates Report	29
Quality Control Results	51
Receiving Check List	111
Chain of Custody	Appended

Definitions

Client: Ramboll

Work Order: 23071339

Client Project: BAL-23Q3

Report Date: 11-Oct-23

Abbr Definition

* Analytes on report marked with an asterisk are not NELAP accredited

CCV Continuing calibration verification is a check of a standard to determine the state of calibration of an instrument between recalibration.

CRQL A Client Requested Quantitation Limit is a reporting limit that varies according to customer request. The CRQL may not be less than the MDL.

DF Dilution factor is the dilution performed during analysis only and does not take into account any dilutions made during sample preparation. The reported result is final and includes all dilution factors.

DNI Did not ignite

DUP Laboratory duplicate is a replicate aliquot prepared under the same laboratory conditions and independently analyzed to obtain a measure of precision.

ICV Initial calibration verification is a check of a standard to determine the state of calibration of an instrument before sample analysis is initiated.

IDPH IL Dept. of Public Health

LCS Laboratory control sample is a sample matrix, free from the analytes of interest, spiked with verified known amounts of analytes and analyzed exactly like a sample to establish intra-laboratory or analyst specific precision and bias or to assess the performance of all or a portion of the measurement system.

LCSD Laboratory control sample duplicate is a replicate laboratory control sample that is prepared and analyzed in order to determine the precision of the approved test method. The acceptable recovery range is listed in the QC Package (provided upon request).

MBLK Method blank is a sample of a matrix similar to the batch of associated sample (when available) that is free from the analytes of interest and is processed simultaneously with and under the same conditions as samples through all steps of the analytical procedures, and in which no target analytes or interferences should present at concentrations that impact the analytical results for sample analyses.

MDL "The method detection limit is defined as the minimum measured concentration of a substance that can be reported with 99% confidence that the measured concentration is distinguishable from method blank results."

MS Matrix spike is an aliquot of matrix fortified (spiked) with known quantities of specific analytes that is subjected to the entire analytical procedures in order to determine the effect of the matrix on an approved test method's recovery system. The acceptable recovery range is listed in the QC Package (provided upon request).

MSD Matrix spike duplicate means a replicate matrix spike that is prepared and analyzed in order to determine the precision of the approved test method. The acceptable recovery range is listed in the QC Package (provided upon request).

MW Molecular weight

NC Data is not acceptable for compliance purposes

ND Not Detected at the Reporting Limit

NELAP NELAP Accredited

PQL Practical quantitation limit means the lowest level that can be reliably achieved within specified limits of precision and accuracy during routine laboratory operation conditions.

RL The reporting limit the lowest level that the data is displayed in the final report. The reporting limit may vary according to customer request or sample dilution. The reporting limit may not be less than the MDL.

RPD Relative percent difference is a calculated difference between two recoveries (ie. MS/MSD). The acceptable recovery limit is listed in the QC Package (provided upon request).

SPK The spike is a known mass of target analyte added to a blank sample or sub-sample; used to determine recovery deficiency or for other quality control purposes.

Surr Surrogates are compounds which are similar to the analytes of interest in chemical composition and behavior in the analytical process, but which are not normally found in environmental samples.

TIC Tentatively identified compound: Analytes tentatively identified in the sample by using a library search. Only results not in the calibration standard will be reported as tentatively identified compounds. Results for tentatively identified compounds that are not present in the calibration standard, but are assigned a specific chemical name based upon the library search, are calculated using total peak areas from reconstructed ion chromatograms and a response factor of one. The nearest Internal Standard is used for the calculation. The results of any TICs must be considered estimated, and are flagged with a "T". If the estimated result is above the calibration range it is flagged "ET"

TNTC Too numerous to count (> 200 CFU)



Definitions

<http://www.teklabinc.com/>

Client: Ramboll

Work Order: 23071339

Client Project: BAL-23Q3

Report Date: 11-Oct-23

Qualifiers

- | | |
|---|--|
| # - Unknown hydrocarbon | B - Analyte detected in associated Method Blank |
| C - RL shown is a Client Requested Quantitation Limit | E - Value above quantitation range |
| H - Holding times exceeded | I - Associated internal standard was outside method criteria |
| J - Analyte detected below quantitation limits | M - Manual Integration used to determine area response |
| ND - Not Detected at the Reporting Limit | R - RPD outside accepted recovery limits |
| S - Spike Recovery outside recovery limits | T - TIC(Tentatively identified compound) |
| X - Value exceeds Maximum Contaminant Level | |



Case Narrative

<http://www.teklabinc.com/>

Client: Ramboll
Client Project: BAL-23Q3

Work Order: 23071339
Report Date: 11-Oct-23

Cooler Receipt Temp: 5.7 °C

An employee of Teklab, Inc. collected the sample(s).

Per Joe Riley, the unpreserved (total) volume for MW-358 was collected on 8/7/23 at 1734 and delivered to the lab on 8/8/23 at 0830. LM/EAH 8/8/23

MW-154 and OW-257 were dry and could not be collected. PZ-170 went dry during sample collection; not all analyses could be completed. EAH 8/9/23

PZ-182, OW-156, and OW-157 were recollected on 8/15/23 due to field meter error. Resamples will be reported. EAH 8/16/23

MW-193, MW-375, MW-377, and MW-394 collection times will be reported per the field notes rather than as listed on the chain of custody. TAC/EAH 8/17/23

MW-356 dissolved Al, Fe and Mn are reported by ICP due to a damaged prep container with no sample volume remaining for re-prep. EAH 9/19/23

BAL-845-601 data is included in this report. EAH 10/11/23

Locations

Collinsville

Address 5445 Horseshoe Lake Road
Collinsville, IL 62234-7425
Phone (618) 344-1004
Fax (618) 344-1005
Email jhriley@teklabinc.com

Collinsville Air

Address 5445 Horseshoe Lake Road
Collinsville, IL 62234-7425
Phone (618) 344-1004
Fax (618) 344-1005
Email EHurley@teklabinc.com

Springfield

Address 3920 Pintail Dr
Springfield, IL 62711-9415
Phone (217) 698-1004
Fax (217) 698-1005
Email KKlostermann@teklabinc.com

Chicago

Address 1319 Butterfield Rd.
Downers Grove, IL 60515
Phone (630) 324-6855
Fax
Email arenner@teklabinc.com

Kansas City

Address 8421 Nieman Road
Lenexa, KS 66214
Phone (913) 541-1998
Fax (913) 541-1998
Email jhriley@teklabinc.com



Accreditations

<http://www.teklabinc.com/>

Client: Ramboll

Work Order: 23071339

Client Project: BAL-23Q3

Report Date: 11-Oct-23

State	Dept	Cert #	NELAP	Exp Date	Lab
Illinois	IEPA	100226	NELAP	1/31/2024	Collinsville
Kansas	KDHE	E-10374	NELAP	4/30/2024	Collinsville
Louisiana	LDEQ	05002	NELAP	6/30/2024	Collinsville
Louisiana	LDEQ	05003	NELAP	6/30/2024	Collinsville
Oklahoma	ODEQ	9978	NELAP	8/31/2024	Collinsville
Arkansas	ADEQ	88-0966		3/14/2024	Collinsville
Illinois	IDPH	17584		5/31/2025	Collinsville
Iowa	IDNR	430		6/1/2024	Collinsville
Kentucky	UST	0073		1/31/2024	Collinsville
Missouri	MDNR	00930		5/31/2023	Collinsville
Missouri	MDNR	930		1/31/2025	Collinsville



Client: Ramboll
Client Project: BAL-23Q3
Lab ID: 23071339-009
Matrix: GROUNDWATER

Work Order: 23071339
Report Date: 11-Oct-23
Client Sample ID: MW-192
Collection Date: 08/04/2023 10:10

Analyses	Certification	MDL	RL	Qual	Result	Units	DF	Date Analyzed	Batch
STANDARD METHODS 2130 B FIELD									
Turbidity	*	1.0	1.0		290	NTU	1	08/04/2023 10:10	R335092
STANDARD METHODS 18TH ED. 2580 B FIELD									
Oxidation-Reduction Potential	*	-300	-300		-102	mV	1	08/04/2023 10:10	R335092
STANDARD METHODS 2510 B FIELD									
Spec. Conductance, Field	*	0	0		906	µS/cm	1	08/04/2023 10:10	R335092
STANDARD METHODS 2550 B FIELD									
Temperature	*	0	0		18.7	°C	1	08/04/2023 10:10	R335092
STANDARD METHODS 4500-O G FIELD									
Oxygen, Dissolved	*	0	0		0.46	mg/L	1	08/04/2023 10:10	R335092
SW-846 9040B FIELD									
pH	*	0	1.00		6.61		1	08/04/2023 10:10	R335092
STANDARD METHODS 2320 B (TOTAL) 1997, 2011									
Alkalinity, Bicarbonate (as CaCO ₃)	NELAP	0	0		377	mg/L	1	08/08/2023 11:54	R334790
STANDARD METHODS 2320 B 1997, 2011									
Alkalinity, Carbonate (as CaCO ₃)	NELAP	0	0		0	mg/L	1	08/08/2023 11:54	R334790
STANDARD METHODS 2540 C (TOTAL) 1997, 2011									
Total Dissolved Solids	NELAP	16	20		192	mg/L	1	08/08/2023 9:32	R334762
SW-846 9036 (TOTAL)									
Sulfate	NELAP	6	10		19	mg/L	1	08/16/2023 1:38	R335058
SW-846 9214 (TOTAL)									
Fluoride	NELAP	0.04	0.10		0.45	mg/L	1	08/14/2023 11:25	R334963
SW-846 9251 (TOTAL)									
Chloride	NELAP	1	4		24	mg/L	1	08/16/2023 1:38	R335089
SW-846 3005A, 6010B, METALS BY ICP (TOTAL)									
Calcium	NELAP	0.0350	0.100		74.2	mg/L	1	08/07/2023 17:35	210441
Magnesium	NELAP	0.0055	0.0500		32.9	mg/L	1	08/07/2023 17:35	210441
Potassium	NELAP	0.0400	0.100		0.959	mg/L	1	08/07/2023 17:35	210441
Sodium	NELAP	0.0180	0.0500		58.8	mg/L	1	08/08/2023 18:49	210441
<i>Sample result(s) for Si exceed 10 times the method blank contamination. Data is reportable per the TNI Standard.</i>									
SW-846 3005A, 6020A, METALS BY ICPMS (TOTAL)									
Antimony	NELAP	0.0004	0.0010		< 0.0010	mg/L	5	08/08/2023 15:18	210441
Arsenic	NELAP	0.0004	0.0010		0.0030	mg/L	5	09/14/2023 10:45	210441
Barium	NELAP	0.0007	0.0010		0.139	mg/L	5	09/14/2023 10:45	210441
Beryllium	NELAP	0.0002	0.0010	J	0.0003	mg/L	5	09/14/2023 10:45	210441
Boron	NELAP	0.0092	0.0250		0.0397	mg/L	5	09/14/2023 10:45	210441
Cadmium	NELAP	0.0002	0.0010		< 0.0010	mg/L	5	09/14/2023 10:45	210441
Chromium	NELAP	0.0007	0.0015		0.0029	mg/L	5	09/14/2023 10:45	210441
Cobalt	NELAP	0.0001	0.0010		0.0014	mg/L	5	08/08/2023 15:18	210441
Lead	NELAP	0.0006	0.0010		0.0025	mg/L	5	09/14/2023 10:45	210441
Lithium	*	0.0015	0.0030		0.0070	mg/L	5	08/08/2023 15:18	210441
Molybdenum	*	0.0006	0.0015	J	0.0013	mg/L	5	09/14/2023 10:45	210441
Selenium	NELAP	0.0006	0.0010		< 0.0010	mg/L	5	08/08/2023 15:18	210441
Thallium	NELAP	0.0010	0.0020		< 0.0020	mg/L	5	08/08/2023 15:18	210441
SW-846 7470A (TOTAL)									
Mercury	NELAP	0.00012	0.00020		< 0.00020	mg/L	1	08/07/2023 12:52	210448



Client: Ramboll
Client Project: BAL-23Q3
Lab ID: 23071339-010
Matrix: GROUNDWATER

Work Order: 23071339
Report Date: 11-Oct-23

Client Sample ID: MW-193

Collection Date: 08/04/2023 9:21

Analyses	Certification	MDL	RL	Qual	Result	Units	DF	Date Analyzed	Batch
STANDARD METHODS 2130 B FIELD									
Turbidity	*	1.0	1.0		4.9	NTU	1	08/04/2023 9:21	R335092
STANDARD METHODS 18TH ED. 2580 B FIELD									
Oxidation-Reduction Potential	*	-300	-300		-13	mV	1	08/04/2023 9:21	R335092
STANDARD METHODS 2510 B FIELD									
Spec. Conductance, Field	*	0	0		1080	µS/cm	1	08/04/2023 9:21	R335092
STANDARD METHODS 2550 B FIELD									
Temperature	*	0	0		17.4	°C	1	08/04/2023 9:21	R335092
STANDARD METHODS 4500-O G FIELD									
Oxygen, Dissolved	*	0	0		0.91	mg/L	1	08/04/2023 9:21	R335092
SW-846 9040B FIELD									
pH	*	0	1.00		6.50		1	08/04/2023 9:21	R335092
STANDARD METHODS 2320 B (TOTAL) 1997, 2011									
Alkalinity, Bicarbonate (as CaCO3)	NELAP	0	0		311	mg/L	1	08/08/2023 12:01	R334790
STANDARD METHODS 2320 B 1997, 2011									
Alkalinity, Carbonate (as CaCO3)	NELAP	0	0		0	mg/L	1	08/08/2023 12:01	R334790
STANDARD METHODS 2540 C (TOTAL) 1997, 2011									
Total Dissolved Solids	NELAP	40	50		600	mg/L	2.5	08/08/2023 10:00	R334762
SW-846 9036 (TOTAL)									
Sulfate	NELAP	31	50		150	mg/L	5	08/16/2023 1:51	R335058
SW-846 9214 (TOTAL)									
Fluoride	NELAP	0.04	0.10		0.27	mg/L	1	08/11/2023 15:01	R334891
SW-846 9251 (TOTAL)									
Chloride	NELAP	1	4		35	mg/L	1	08/16/2023 1:46	R335089
SW-846 3005A, 6010B, METALS BY ICP (TOTAL)									
Calcium	NELAP	0.0350	0.100	S	89.8	mg/L	1	08/07/2023 17:37	210441
Magnesium	NELAP	0.0055	0.0500	S	34.2	mg/L	1	08/07/2023 17:37	210441
Potassium	NELAP	0.0400	0.100		0.628	mg/L	1	08/07/2023 17:37	210441
Sodium	NELAP	0.0180	0.0500	S	75.0	mg/L	1	08/08/2023 18:50	210441
<i>Sample result(s) for Si exceed 10 times the method blank contamination. Data is reportable per the TNI Standard.</i>									
<i>Matrix spike control limits are not applicable due to high sample/spike ratio.</i>									
SW-846 3005A, 6020A, METALS BY ICPMS (TOTAL)									
Antimony	NELAP	0.0004	0.0010		< 0.0010	mg/L	5	08/08/2023 16:36	210441
Arsenic	NELAP	0.0004	0.0010		0.0014	mg/L	5	09/14/2023 10:51	210441
Barium	NELAP	0.0007	0.0010		0.0736	mg/L	5	09/14/2023 10:51	210441
Beryllium	NELAP	0.0002	0.0010		< 0.0010	mg/L	5	09/14/2023 10:51	210441
Boron	NELAP	0.0092	0.0250		0.0505	mg/L	5	09/14/2023 10:51	210441
Cadmium	NELAP	0.0002	0.0010		< 0.0010	mg/L	5	09/14/2023 10:51	210441
Chromium	NELAP	0.0007	0.0015		< 0.0015	mg/L	5	09/14/2023 10:51	210441
Cobalt	NELAP	0.0001	0.0010	J	0.0006	mg/L	5	08/08/2023 16:36	210441
Lead	NELAP	0.0006	0.0010		< 0.0010	mg/L	5	09/14/2023 10:51	210441
Lithium	*	0.0015	0.0030		0.0045	mg/L	5	08/08/2023 16:36	210441
Molybdenum	*	0.0006	0.0015	J	0.0008	mg/L	5	09/14/2023 10:51	210441
Selenium	NELAP	0.0006	0.0010		< 0.0010	mg/L	5	08/08/2023 16:36	210441
Thallium	NELAP	0.0010	0.0020		< 0.0020	mg/L	5	08/08/2023 16:36	210441
SW-846 7470A (TOTAL)									
Mercury	NELAP	0.00012	0.00020		< 0.00020	mg/L	1	08/07/2023 12:55	210448



Client: Ramboll
Client Project: BAL-23Q3
Lab ID: 23071339-013
Matrix: GROUNDWATER

Work Order: 23071339
Report Date: 11-Oct-23
Client Sample ID: MW-304
Collection Date: 08/03/2023 15:10

Analyses	Certification	MDL	RL	Qual	Result	Units	DF	Date Analyzed	Batch
STANDARD METHODS 2130 B FIELD									
Turbidity	*	1.0	1.0		2.8	NTU	1	08/03/2023 15:10	R335092
STANDARD METHODS 18TH ED. 2580 B FIELD									
Oxidation-Reduction Potential	*	-300	-300		78	mV	1	08/03/2023 15:10	R335092
STANDARD METHODS 2510 B FIELD									
Spec. Conductance, Field	*	0	0		3000	µS/cm	1	08/03/2023 15:10	R335092
STANDARD METHODS 2550 B FIELD									
Temperature	*	0	0		16.2	°C	1	08/03/2023 15:10	R335092
STANDARD METHODS 4500-O G FIELD									
Oxygen, Dissolved	*	0	0		0.69	mg/L	1	08/03/2023 15:10	R335092
SW-846 9040B FIELD									
pH	*	0	1.00		7.92		1	08/03/2023 15:10	R335092
STANDARD METHODS 2320 B (TOTAL) 1997, 2011									
Alkalinity, Bicarbonate (as CaCO3)	NELAP	0	0		838	mg/L	1	08/07/2023 10:26	R334643
STANDARD METHODS 2320 B 1997, 2011									
Alkalinity, Carbonate (as CaCO3)	NELAP	0	0		0	mg/L	1	08/07/2023 10:26	R334643
STANDARD METHODS 2540 C (TOTAL) 1997, 2011									
Total Dissolved Solids	NELAP	16	20		1380	mg/L	1	08/07/2023 9:50	R334716
SW-846 9036 (TOTAL)									
Sulfate	NELAP	61	100		188	mg/L	10	08/16/2023 15:26	R335139
SW-846 9214 (TOTAL)									
Fluoride	NELAP	0.04	0.10		1.70	mg/L	1	08/07/2023 11:17	R334632
SW-846 9251 (TOTAL)									
Chloride	NELAP	5	40		160	mg/L	10	08/16/2023 15:27	R335175
SW-846 3005A, 6010B, METALS BY ICP (TOTAL)									
Calcium	NELAP	0.0350	0.100		11.4	mg/L	1	08/07/2023 17:45	210441
Magnesium	NELAP	0.0055	0.0500		4.76	mg/L	1	08/07/2023 17:45	210441
Potassium	NELAP	0.0400	0.100		2.31	mg/L	1	08/07/2023 17:45	210441
Sodium	NELAP	0.0180	0.0500		617	mg/L	1	08/08/2023 19:07	210441
<i>Sample result(s) for Si exceed 10 times the method blank contamination. Data is reportable per the TNI Standard.</i>									
SW-846 3005A, 6020A, METALS BY ICPMS (TOTAL)									
Antimony	NELAP	0.0004	0.0010		< 0.0010	mg/L	5	08/08/2023 16:19	210441
Arsenic	NELAP	0.0004	0.0010		0.0022	mg/L	5	09/14/2023 11:40	210441
Barium	NELAP	0.0007	0.0010		0.0201	mg/L	5	09/14/2023 11:40	210441
Beryllium	NELAP	0.0002	0.0010		< 0.0010	mg/L	5	09/14/2023 11:40	210441
Boron	NELAP	0.0092	0.0250		1.61	mg/L	5	09/14/2023 11:40	210441
Cadmium	NELAP	0.0002	0.0010		< 0.0010	mg/L	5	09/14/2023 11:40	210441
Chromium	NELAP	0.0007	0.0015		< 0.0015	mg/L	5	09/14/2023 11:40	210441
Cobalt	NELAP	0.0001	0.0010		< 0.0010	mg/L	5	08/08/2023 16:19	210441
Lead	NELAP	0.0006	0.0010		< 0.0010	mg/L	5	09/14/2023 11:40	210441
Lithium	*	0.0015	0.0030		0.0779	mg/L	5	08/08/2023 16:19	210441
Molybdenum	*	0.0006	0.0015	J	0.0008	mg/L	5	09/14/2023 11:40	210441
Selenium	NELAP	0.0006	0.0010		< 0.0010	mg/L	5	08/08/2023 16:19	210441
Thallium	NELAP	0.0010	0.0020		< 0.0020	mg/L	5	08/08/2023 16:19	210441
SW-846 7470A (TOTAL)									
Mercury	NELAP	0.00012	0.00020		< 0.00020	mg/L	1	08/07/2023 13:10	210448



Client: Ramboll
Client Project: BAL-23Q3
Lab ID: 23071339-014
Matrix: GROUNDWATER

Work Order: 23071339
Report Date: 11-Oct-23
Client Sample ID: MW-306
Collection Date: 08/04/2023 11:10

Analyses	Certification	MDL	RL	Qual	Result	Units	DF	Date Analyzed	Batch
STANDARD METHODS 2130 B FIELD									
Turbidity	*	1.0	1.0		2.5	NTU	1	08/04/2023 11:10	R335092
STANDARD METHODS 18TH ED. 2580 B FIELD									
Oxidation-Reduction Potential	*	-300	-300		78	mV	1	08/04/2023 11:10	R335092
STANDARD METHODS 2510 B FIELD									
Spec. Conductance, Field	*	0	0		738	µS/cm	1	08/04/2023 11:10	R335092
STANDARD METHODS 2550 B FIELD									
Temperature	*	0	0		16.2	°C	1	08/04/2023 11:10	R335092
STANDARD METHODS 4500-O G FIELD									
Oxygen, Dissolved	*	0	0		0.65	mg/L	1	08/04/2023 11:10	R335092
SW-846 9040B FIELD									
pH	*	0	1.00		10.6		1	08/04/2023 11:10	R335092
STANDARD METHODS 2320 B (TOTAL) 1997, 2011									
Alkalinity, Bicarbonate (as CaCO3)	NELAP	0	0		0	mg/L	1	08/08/2023 12:22	R334790
STANDARD METHODS 2320 B 1997, 2011									
Alkalinity, Carbonate (as CaCO3)	NELAP	0	0		81	mg/L	1	08/08/2023 12:22	R334790
STANDARD METHODS 2540 C (TOTAL) 1997, 2011									
Total Dissolved Solids	NELAP	16	20		302	mg/L	1	08/08/2023 10:00	R334762
SW-846 9036 (TOTAL)									
Sulfate	NELAP	6	10		41	mg/L	1	08/16/2023 15:37	R335139
SW-846 9214 (TOTAL)									
Fluoride	NELAP	0.04	0.10		0.61	mg/L	1	08/11/2023 15:09	R334891
SW-846 9251 (TOTAL)									
Chloride	NELAP	5	40		50	mg/L	10	08/18/2023 1:01	R335223
SW-846 3005A, 6010B, METALS BY ICP (TOTAL)									
Calcium	NELAP	0.0350	0.100		2.49	mg/L	1	08/07/2023 17:46	210441
Magnesium	NELAP	0.0055	0.0500		0.0613	mg/L	1	08/07/2023 17:46	210441
Potassium	NELAP	0.0400	0.100		0.980	mg/L	1	08/07/2023 17:46	210441
Sodium	NELAP	0.0180	0.0500		109	mg/L	1	08/08/2023 19:09	210441
<i>Sample result(s) for Si exceed 10 times the method blank contamination. Data is reportable per the TNI Standard.</i>									
SW-846 3005A, 6020A, METALS BY ICPMS (TOTAL)									
Antimony	NELAP	0.0004	0.0010	J	0.0005	mg/L	5	08/08/2023 16:25	210441
Arsenic	NELAP	0.0004	0.0010		0.0082	mg/L	5	09/14/2023 11:45	210441
Barium	NELAP	0.0007	0.0010		0.0034	mg/L	5	09/14/2023 11:45	210441
Beryllium	NELAP	0.0002	0.0010		< 0.0010	mg/L	5	09/14/2023 11:45	210441
Boron	NELAP	0.0092	0.0250		0.400	mg/L	5	09/14/2023 11:45	210441
Cadmium	NELAP	0.0002	0.0010		< 0.0010	mg/L	5	09/14/2023 11:45	210441
Chromium	NELAP	0.0007	0.0015		< 0.0015	mg/L	5	09/14/2023 11:45	210441
Cobalt	NELAP	0.0001	0.0010		< 0.0010	mg/L	5	08/08/2023 16:25	210441
Lead	NELAP	0.0006	0.0010		< 0.0010	mg/L	5	09/14/2023 11:45	210441
Lithium	*	0.0015	0.0030		0.0212	mg/L	5	08/08/2023 16:25	210441
Molybdenum	*	0.0006	0.0015		0.0153	mg/L	5	09/14/2023 11:45	210441
Selenium	NELAP	0.0006	0.0010		< 0.0010	mg/L	5	08/08/2023 16:25	210441
Thallium	NELAP	0.0010	0.0020		< 0.0020	mg/L	5	08/08/2023 16:25	210441
SW-846 7470A (TOTAL)									
Mercury	NELAP	0.00012	0.00020		< 0.00020	mg/L	1	08/07/2023 13:13	210448



Client: Ramboll
Client Project: BAL-23Q3
Lab ID: 23071339-018
Matrix: GROUNDWATER

Work Order: 23071339
Report Date: 11-Oct-23
Client Sample ID: MW-356
Collection Date: 08/03/2023 13:22

Analyses	Certification	MDL	RL	Qual	Result	Units	DF	Date Analyzed	Batch
STANDARD METHODS 2130 B FIELD									
Turbidity	*	1.0	1.0		2.2	NTU	1	08/03/2023 13:22	R335092
STANDARD METHODS 18TH ED. 2580 B FIELD									
Oxidation-Reduction Potential	*	-300	-300		-56	mV	1	08/03/2023 13:22	R335092
STANDARD METHODS 2510 B FIELD									
Spec. Conductance, Field	*	0	0		1330	µS/cm	1	08/03/2023 13:22	R335092
STANDARD METHODS 2550 B FIELD									
Temperature	*	0	0		17.5	°C	1	08/03/2023 13:22	R335092
STANDARD METHODS 4500-O G FIELD									
Oxygen, Dissolved	*	0	0		1.53	mg/L	1	08/03/2023 13:22	R335092
SW-846 9040B FIELD									
pH	*	0	1.00		7.86		1	08/03/2023 13:22	R335092
STANDARD METHODS 2320 B (TOTAL) 1997, 2011									
Alkalinity, Bicarbonate (as CaCO ₃)	NELAP	0	0		524	mg/L	1	08/07/2023 10:36	R334643
STANDARD METHODS 2320 B 1997, 2011									
Alkalinity, Carbonate (as CaCO ₃)	NELAP	0	0		0	mg/L	1	08/07/2023 10:36	R334643
STANDARD METHODS 2540 C (TOTAL) 1997, 2011									
Total Dissolved Solids	NELAP	16	20		596	mg/L	1	08/07/2023 9:51	R334716
SW-846 9036 (TOTAL)									
Sulfate	NELAP	6	10		43	mg/L	1	08/16/2023 16:31	R335139
SW-846 9214 (TOTAL)									
Fluoride	NELAP	0.04	0.10		2.05	mg/L	1	08/07/2023 11:18	R334632
SW-846 9251 (TOTAL)									
Chloride	NELAP	1	4		28	mg/L	1	08/16/2023 16:31	R335175
SW-846 3005A, 6010B, METALS BY ICP (TOTAL)									
Calcium	NELAP	0.0350	0.100		12.5	mg/L	1	08/07/2023 17:58	210441
Magnesium	NELAP	0.0055	0.0500		8.07	mg/L	1	08/07/2023 17:58	210441
Potassium	NELAP	0.0400	0.100		2.95	mg/L	1	08/07/2023 17:58	210441
Sodium	NELAP	0.0180	0.0500		257	mg/L	1	08/08/2023 19:12	210441
<i>Sample result(s) for Si exceed 10 times the method blank contamination. Data is reportable per the TNI Standard.</i>									
SW-846 3005A, 6020A, METALS BY ICPMS (TOTAL)									
Antimony	NELAP	0.0004	0.0010	J	0.0007	mg/L	5	08/08/2023 17:15	210441
Arsenic	NELAP	0.0004	0.0010	J	0.0005	mg/L	5	09/14/2023 11:56	210441
Barium	NELAP	0.0007	0.0010		0.0329	mg/L	5	09/14/2023 11:56	210441
Beryllium	NELAP	0.0002	0.0010		< 0.0010	mg/L	5	09/14/2023 11:56	210441
Boron	NELAP	0.0092	0.0250		1.94	mg/L	5	09/14/2023 11:56	210441
Cadmium	NELAP	0.0002	0.0010		< 0.0010	mg/L	5	09/14/2023 11:56	210441
Chromium	NELAP	0.0007	0.0015	J	0.0011	mg/L	5	09/14/2023 11:56	210441
Cobalt	NELAP	0.0001	0.0010	J	0.0005	mg/L	5	08/08/2023 17:15	210441
Lead	NELAP	0.0006	0.0010		< 0.0010	mg/L	5	09/14/2023 11:56	210441
Lithium	*	0.0015	0.0030		0.0518	mg/L	5	08/08/2023 17:15	210441
Molybdenum	*	0.0006	0.0015	J	0.0011	mg/L	5	09/14/2023 11:56	210441
Selenium	NELAP	0.0006	0.0010		< 0.0010	mg/L	5	08/08/2023 17:15	210441
Thallium	NELAP	0.0010	0.0020		< 0.0020	mg/L	5	08/08/2023 17:15	210441
SW-846 7470A (TOTAL)									
Mercury	NELAP	0.00012	0.00020		< 0.00020	mg/L	1	08/07/2023 13:17	210448



Client: Ramboll
Client Project: BAL-23Q3
Lab ID: 23071339-019
Matrix: GROUNDWATER

Work Order: 23071339
Report Date: 11-Oct-23
Client Sample ID: MW-358
Collection Date: 08/07/2023 12:31

Analyses	Certification	MDL	RL	Qual	Result	Units	DF	Date Analyzed	Batch
STANDARD METHODS 2130 B FIELD									
Turbidity	*	1.0	1.0		8.4	NTU	1	08/07/2023 12:31	R335092
STANDARD METHODS 18TH ED. 2580 B FIELD									
Oxidation-Reduction Potential	*	-300	-300		-42	mV	1	08/07/2023 12:31	R335092
STANDARD METHODS 2510 B FIELD									
Spec. Conductance, Field	*	0	0		6940	µS/cm	1	08/07/2023 12:31	R335092
STANDARD METHODS 2550 B FIELD									
Temperature	*	0	0		16.1	°C	1	08/07/2023 12:31	R335092
STANDARD METHODS 4500-O G FIELD									
Oxygen, Dissolved	*	0	0		1.37	mg/L	1	08/07/2023 12:31	R335092
SW-846 9040B FIELD									
pH	*	0	1.00		8.00		1	08/07/2023 12:31	R335092
STANDARD METHODS 2320 B (TOTAL) 1997, 2011									
Alkalinity, Bicarbonate (as CaCO3)	NELAP	0	0		833	mg/L	1	08/08/2023 16:32	R334790
STANDARD METHODS 2320 B 1997, 2011									
Alkalinity, Carbonate (as CaCO3)	NELAP	0	0		10	mg/L	1	08/08/2023 16:32	R334790
STANDARD METHODS 2540 C (TOTAL) 1997, 2011									
Total Dissolved Solids	NELAP	16	20		3160	mg/L	1	08/10/2023 10:24	R334903
SW-846 9036 (TOTAL)									
Sulfate	NELAP	6	10	J	9	mg/L	1	08/17/2023 14:19	R335217
SW-846 9214 (TOTAL)									
Fluoride	NELAP	0.04	0.10		3.36	mg/L	1	08/14/2023 15:00	R334963
SW-846 9251 (TOTAL)									
Chloride	NELAP	25	200		1290	mg/L	50	08/16/2023 17:11	R335175
SW-846 3005A, 6010B, METALS BY ICP (TOTAL)									
Calcium	NELAP	0.0700	0.100		9.87	mg/L	1	08/14/2023 13:09	210625
Magnesium	NELAP	0.0055	0.0500		5.06	mg/L	1	08/11/2023 17:38	210625
Potassium	NELAP	0.0400	0.100		4.20	mg/L	1	08/11/2023 17:38	210625
Sodium	NELAP	0.180	0.500		1260	mg/L	10	08/15/2023 11:44	210625
SW-846 3005A, 6020A, METALS BY ICPMS (TOTAL)									
Antimony	NELAP	0.0004	0.0010		< 0.0010	mg/L	5	08/11/2023 17:13	210625
Arsenic	NELAP	0.0004	0.0010		0.0038	mg/L	5	09/15/2023 18:14	210625
Barium	NELAP	0.0007	0.0010		0.235	mg/L	5	09/15/2023 2:25	210625
Beryllium	NELAP	0.0002	0.0010		< 0.0010	mg/L	5	09/15/2023 2:25	210625
Boron	NELAP	0.0092	0.0250		1.60	mg/L	5	09/15/2023 2:25	210625
Cadmium	NELAP	0.0002	0.0010		< 0.0010	mg/L	5	09/15/2023 2:25	210625
Chromium	NELAP	0.0007	0.0015	J	0.0010	mg/L	5	09/15/2023 18:14	210625
Cobalt	NELAP	0.0001	0.0010		< 0.0010	mg/L	5	08/11/2023 17:13	210625
Lead	NELAP	0.0006	0.0010		< 0.0010	mg/L	5	09/15/2023 2:25	210625
Lithium	*	0.0015	0.0030		0.0961	mg/L	5	08/11/2023 17:13	210625
Molybdenum	*	0.0006	0.0015		0.0175	mg/L	5	09/15/2023 2:25	210625
Selenium	NELAP	0.0006	0.0010		< 0.0010	mg/L	5	08/11/2023 17:13	210625
Thallium	NELAP	0.0010	0.0020		< 0.0020	mg/L	5	08/11/2023 17:13	210625
SW-846 7470A (TOTAL)									
Mercury	NELAP	0.00006	0.00020		< 0.00020	mg/L	1	08/11/2023 14:41	210704



Client: Ramboll
Client Project: BAL-23Q3
Lab ID: 23071339-021
Matrix: GROUNDWATER

Work Order: 23071339
Report Date: 11-Oct-23
Client Sample ID: MW-369
Collection Date: 08/03/2023 14:33

Analyses	Certification	MDL	RL	Qual	Result	Units	DF	Date Analyzed	Batch
STANDARD METHODS 2130 B FIELD									
Turbidity	*	1.0	1.0		17	NTU	1	08/03/2023 14:33	R335092
STANDARD METHODS 18TH ED. 2580 B FIELD									
Oxidation-Reduction Potential	*	-300	-300		-76	mV	1	08/03/2023 14:33	R335092
STANDARD METHODS 2510 B FIELD									
Spec. Conductance, Field	*	0	0		2620	µS/cm	1	08/03/2023 14:33	R335092
STANDARD METHODS 2550 B FIELD									
Temperature	*	0	0		15.8	°C	1	08/03/2023 14:33	R335092
STANDARD METHODS 4500-O G FIELD									
Oxygen, Dissolved	*	0	0		0.67	mg/L	1	08/03/2023 14:33	R335092
SW-846 9040B FIELD									
pH	*	0	1.00		8.33		1	08/03/2023 14:33	R335092
STANDARD METHODS 2320 B (TOTAL) 1997, 2011									
Alkalinity, Bicarbonate (as CaCO ₃)	NELAP	0	0		475	mg/L	1	08/07/2023 10:43	R334643
STANDARD METHODS 2320 B 1997, 2011									
Alkalinity, Carbonate (as CaCO ₃)	NELAP	0	0		0	mg/L	1	08/07/2023 10:43	R334643
STANDARD METHODS 2540 C (TOTAL) 1997, 2011									
Total Dissolved Solids	NELAP	16	20		684	mg/L	1	08/07/2023 9:52	R334716
SW-846 9036 (TOTAL)									
Sulfate	NELAP	31	50		121	mg/L	5	08/16/2023 17:20	R335139
SW-846 9214 (TOTAL)									
Fluoride	NELAP	0.04	0.10		0.50	mg/L	1	08/07/2023 11:20	R334632
SW-846 9251 (TOTAL)									
Chloride	NELAP	2	20		59	mg/L	5	08/16/2023 17:22	R335175
SW-846 3005A, 6010B, METALS BY ICP (TOTAL)									
Calcium	NELAP	0.0350	0.100		121	mg/L	1	08/07/2023 18:02	210441
Magnesium	NELAP	0.0055	0.0500		39.7	mg/L	1	08/07/2023 18:02	210441
Potassium	NELAP	0.0400	0.100		3.49	mg/L	1	08/07/2023 18:02	210441
Sodium	NELAP	0.0180	0.0500		121	mg/L	1	08/08/2023 19:15	210441
<i>Sample result(s) for Si exceed 10 times the method blank contamination. Data is reportable per the TNI Standard.</i>									
SW-846 3005A, 6020A, METALS BY ICPMS (TOTAL)									
Antimony	NELAP	0.0004	0.0010		< 0.0010	mg/L	5	08/08/2023 17:26	210441
Arsenic	NELAP	0.0004	0.0010	J	0.0008	mg/L	5	09/14/2023 12:07	210441
Barium	NELAP	0.0007	0.0010		0.104	mg/L	5	09/14/2023 12:07	210441
Beryllium	NELAP	0.0002	0.0010		< 0.0010	mg/L	5	09/14/2023 12:07	210441
Boron	NELAP	0.0092	0.0250		0.259	mg/L	5	09/14/2023 12:07	210441
Cadmium	NELAP	0.0002	0.0010		< 0.0010	mg/L	5	09/14/2023 12:07	210441
Chromium	NELAP	0.0007	0.0015		< 0.0015	mg/L	5	09/14/2023 12:07	210441
Cobalt	NELAP	0.0001	0.0010	J	0.0005	mg/L	5	08/08/2023 17:26	210441
Lead	NELAP	0.0006	0.0010		< 0.0010	mg/L	5	09/14/2023 12:07	210441
Lithium	*	0.0015	0.0030		0.0138	mg/L	5	08/08/2023 17:26	210441
Molybdenum	*	0.0006	0.0015		0.0052	mg/L	5	09/14/2023 12:07	210441
Selenium	NELAP	0.0006	0.0010		< 0.0010	mg/L	5	08/08/2023 17:26	210441
Thallium	NELAP	0.0010	0.0020		< 0.0020	mg/L	5	08/08/2023 17:26	210441
SW-846 7470A (TOTAL)									
Mercury	NELAP	0.00012	0.00020		< 0.00020	mg/L	1	08/07/2023 13:22	210448



Client: Ramboll
Client Project: BAL-23Q3
Lab ID: 23071339-022
Matrix: GROUNDWATER

Work Order: 23071339
Report Date: 11-Oct-23
Client Sample ID: MW-370
Collection Date: 08/03/2023 15:00

Analyses	Certification	MDL	RL	Qual	Result	Units	DF	Date Analyzed	Batch
STANDARD METHODS 2130 B FIELD									
Turbidity	*	1.0	1.0		3.3	NTU	1	08/03/2023 15:00	R335092
STANDARD METHODS 18TH ED. 2580 B FIELD									
Oxidation-Reduction Potential	*	-300	-300		-17	mV	1	08/03/2023 15:00	R335092
STANDARD METHODS 2510 B FIELD									
Spec. Conductance, Field	*	0	0		6670	µS/cm	1	08/03/2023 15:00	R335092
STANDARD METHODS 2550 B FIELD									
Temperature	*	0	0		16.1	°C	1	08/03/2023 15:00	R335092
STANDARD METHODS 4500-O G FIELD									
Oxygen, Dissolved	*	0	0		0.68	mg/L	1	08/03/2023 15:00	R335092
SW-846 9040B FIELD									
pH	*	0	1.00		7.79		1	08/03/2023 15:00	R335092
STANDARD METHODS 2320 B (TOTAL) 1997, 2011									
Alkalinity, Bicarbonate (as CaCO3)	NELAP	0	0		399	mg/L	1	08/07/2023 10:51	R334643
STANDARD METHODS 2320 B 1997, 2011									
Alkalinity, Carbonate (as CaCO3)	NELAP	0	0		0	mg/L	1	08/07/2023 10:51	R334643
STANDARD METHODS 2540 C (TOTAL) 1997, 2011									
Total Dissolved Solids	NELAP	16	20		2870	mg/L	1	08/07/2023 9:53	R334716
SW-846 9036 (TOTAL)									
Sulfate	NELAP	61	100		243	mg/L	10	08/16/2023 17:28	R335139
SW-846 9214 (TOTAL)									
Fluoride	NELAP	0.04	0.10		3.06	mg/L	1	08/07/2023 11:22	R334632
SW-846 9251 (TOTAL)									
Chloride	NELAP	25	200		1310	mg/L	50	08/16/2023 17:48	R335175
SW-846 3005A, 6010B, METALS BY ICP (TOTAL)									
Calcium	NELAP	0.0350	0.100		41.4	mg/L	1	08/07/2023 18:03	210441
Magnesium	NELAP	0.0055	0.0500		24.3	mg/L	1	08/07/2023 18:03	210441
Potassium	NELAP	0.0400	0.100		6.24	mg/L	1	08/07/2023 18:03	210441
Sodium	NELAP	0.0180	0.0500		1160	mg/L	1	08/08/2023 19:17	210441
<i>Sample result(s) for Si exceed 10 times the method blank contamination. Data is reportable per the TNI Standard.</i>									
SW-846 3005A, 6020A, METALS BY ICPMS (TOTAL)									
Antimony	NELAP	0.0004	0.0010		< 0.0010	mg/L	5	08/08/2023 17:32	210441
Arsenic	NELAP	0.0004	0.0010	J	0.0007	mg/L	5	09/14/2023 12:12	210441
Barium	NELAP	0.0007	0.0010		0.0330	mg/L	5	09/14/2023 12:12	210441
Beryllium	NELAP	0.0002	0.0010		< 0.0010	mg/L	5	09/14/2023 12:12	210441
Boron	NELAP	0.0092	0.0250		1.73	mg/L	5	09/14/2023 12:12	210441
Cadmium	NELAP	0.0002	0.0010		< 0.0010	mg/L	5	09/14/2023 12:12	210441
Chromium	NELAP	0.0007	0.0015	J	0.0009	mg/L	5	09/14/2023 12:12	210441
Cobalt	NELAP	0.0001	0.0010	J	0.0002	mg/L	5	08/08/2023 17:32	210441
Lead	NELAP	0.0006	0.0010		< 0.0010	mg/L	5	09/14/2023 12:12	210441
Lithium	*	0.0015	0.0030		0.134	mg/L	5	08/08/2023 17:32	210441
Molybdenum	*	0.0006	0.0015		0.0074	mg/L	5	09/14/2023 12:12	210441
Selenium	NELAP	0.0006	0.0010		< 0.0010	mg/L	5	08/08/2023 17:32	210441
Thallium	NELAP	0.0010	0.0020		< 0.0020	mg/L	5	08/08/2023 17:32	210441
SW-846 7470A (TOTAL)									
Mercury	NELAP	0.00012	0.00020		< 0.00020	mg/L	1	08/07/2023 13:28	210448



Client: Ramboll
Client Project: BAL-23Q3
Lab ID: 23071339-025
Matrix: GROUNDWATER

Work Order: 23071339
Report Date: 11-Oct-23
Client Sample ID: MW-382
Collection Date: 08/03/2023 15:55

Analyses	Certification	MDL	RL	Qual	Result	Units	DF	Date Analyzed	Batch
STANDARD METHODS 2130 B FIELD									
Turbidity	*	1.0	1.0		180	NTU	1	08/03/2023 15:55	R335092
STANDARD METHODS 18TH ED. 2580 B FIELD									
Oxidation-Reduction Potential	*	-300	-300		-36	mV	1	08/03/2023 15:55	R335092
STANDARD METHODS 2510 B FIELD									
Spec. Conductance, Field	*	0	0		1910	µS/cm	1	08/03/2023 15:55	R335092
STANDARD METHODS 2550 B FIELD									
Temperature	*	0	0		16.0	°C	1	08/03/2023 15:55	R335092
STANDARD METHODS 4500-O G FIELD									
Oxygen, Dissolved	*	0	0		0.51	mg/L	1	08/03/2023 15:55	R335092
SW-846 9040B FIELD									
pH	*	0	1.00		7.90		1	08/03/2023 15:55	R335092
STANDARD METHODS 2320 B (TOTAL) 1997, 2011									
Alkalinity, Bicarbonate (as CaCO3)	NELAP	0	0		489	mg/L	1	08/07/2023 11:05	R334643
STANDARD METHODS 2320 B 1997, 2011									
Alkalinity, Carbonate (as CaCO3)	NELAP	0	0		0	mg/L	1	08/07/2023 11:05	R334643
STANDARD METHODS 2540 C (TOTAL) 1997, 2011									
Total Dissolved Solids	NELAP	40	50		980	mg/L	2.5	08/07/2023 10:14	R334716
SW-846 9036 (TOTAL)									
Sulfate	NELAP	123	200		337	mg/L	20	08/16/2023 18:06	R335139
SW-846 9214 (TOTAL)									
Fluoride	NELAP	0.04	0.10		2.83	mg/L	1	08/07/2023 11:24	R334632
SW-846 9251 (TOTAL)									
Chloride	NELAP	1	4		28	mg/L	1	08/16/2023 18:12	R335175
SW-846 3005A, 6010B, METALS BY ICP (TOTAL)									
Calcium	NELAP	0.0350	0.100		27.1	mg/L	1	08/07/2023 18:05	210441
Magnesium	NELAP	0.0055	0.0500		12.2	mg/L	1	08/07/2023 18:05	210441
Potassium	NELAP	0.0400	0.100		5.12	mg/L	1	08/07/2023 18:05	210441
Sodium	NELAP	0.0180	0.0500		410	mg/L	1	08/08/2023 19:28	210441
<i>Sample result(s) for Si exceed 10 times the method blank contamination. Data is reportable per the TNI Standard.</i>									
SW-846 3005A, 6020A, METALS BY ICPMS (TOTAL)									
Antimony	NELAP	0.0004	0.0010		< 0.0010	mg/L	5	08/08/2023 17:37	210441
Arsenic	NELAP	0.0004	0.0010		0.0020	mg/L	5	09/14/2023 12:17	210441
Barium	NELAP	0.0007	0.0010		0.0256	mg/L	5	09/14/2023 12:17	210441
Beryllium	NELAP	0.0002	0.0010	J	0.0004	mg/L	5	09/14/2023 12:17	210441
Boron	NELAP	0.0092	0.0250		1.61	mg/L	5	09/14/2023 12:17	210441
Cadmium	NELAP	0.0002	0.0010		< 0.0010	mg/L	5	09/14/2023 12:17	210441
Chromium	NELAP	0.0007	0.0015		0.0135	mg/L	5	09/14/2023 12:17	210441
Cobalt	NELAP	0.0001	0.0010		0.0027	mg/L	5	08/08/2023 17:37	210441
Lead	NELAP	0.0006	0.0010		0.0035	mg/L	5	09/14/2023 12:17	210441
Lithium	*	0.0015	0.0030		0.0560	mg/L	5	08/08/2023 17:37	210441
Molybdenum	*	0.0006	0.0015		0.0026	mg/L	5	09/14/2023 12:17	210441
Selenium	NELAP	0.0006	0.0010		< 0.0010	mg/L	5	08/08/2023 17:37	210441
Thallium	NELAP	0.0010	0.0020		< 0.0020	mg/L	5	08/08/2023 17:37	210441
SW-846 7470A (TOTAL)									
Mercury	NELAP	0.00012	0.00020		< 0.00020	mg/L	1	08/07/2023 13:31	210448



Client: Ramboll
Client Project: BAL-23Q3
Lab ID: 23071339-030
Matrix: GROUNDWATER

Work Order: 23071339
Report Date: 11-Oct-23
Client Sample ID: MW-392
Collection Date: 08/03/2023 12:21

Analyses	Certification	MDL	RL	Qual	Result	Units	DF	Date Analyzed	Batch
STANDARD METHODS 2130 B FIELD									
Turbidity	*	1.0	1.0		3.2	NTU	1	08/03/2023 12:21	R335092
STANDARD METHODS 18TH ED. 2580 B FIELD									
Oxidation-Reduction Potential	*	-300	-300		-170	mV	1	08/03/2023 12:21	R335092
STANDARD METHODS 2510 B FIELD									
Spec. Conductance, Field	*	0	0		4020	µS/cm	1	08/03/2023 12:21	R335092
STANDARD METHODS 2550 B FIELD									
Temperature	*	0	0		18.2	°C	1	08/03/2023 12:21	R335092
STANDARD METHODS 4500-O G FIELD									
Oxygen, Dissolved	*	0	0		0.81	mg/L	1	08/03/2023 12:21	R335092
SW-846 9040B FIELD									
pH	*	0	1.00		7.86		1	08/03/2023 12:21	R335092
STANDARD METHODS 2320 B (TOTAL) 1997, 2011									
Alkalinity, Bicarbonate (as CaCO3)	NELAP	0	0		359	mg/L	1	08/07/2023 11:29	R334643
STANDARD METHODS 2320 B 1997, 2011									
Alkalinity, Carbonate (as CaCO3)	NELAP	0	0		0	mg/L	1	08/07/2023 11:29	R334643
STANDARD METHODS 2540 C (TOTAL) 1997, 2011									
Total Dissolved Solids	NELAP	16	20		1810	mg/L	1	08/07/2023 10:15	R334716
SW-846 9036 (TOTAL)									
Sulfate	NELAP	12	20		55	mg/L	2	08/16/2023 19:00	R335139
SW-846 9214 (TOTAL)									
Fluoride	NELAP	0.04	0.10		4.07	mg/L	1	08/07/2023 11:29	R334632
SW-846 9251 (TOTAL)									
Chloride	NELAP	25	200		878	mg/L	50	08/16/2023 19:06	R335175
SW-846 3005A, 6010B, METALS BY ICP (TOTAL)									
Calcium	NELAP	0.0350	0.100		26.0	mg/L	1	08/07/2023 18:30	210442
Magnesium	NELAP	0.0055	0.0500		16.3	mg/L	1	08/07/2023 18:30	210442
Potassium	NELAP	0.0400	0.100		4.84	mg/L	1	08/07/2023 18:30	210442
Sodium	NELAP	0.0180	0.0500		764	mg/L	1	08/08/2023 18:22	210442
<i>Sample result(s) for Si exceed 10 times the method blank contamination. Data is reportable per the TNI Standard.</i>									
SW-846 3005A, 6020A, METALS BY ICPMS (TOTAL)									
Antimony	NELAP	0.0004	0.0010		< 0.0010	mg/L	5	08/11/2023 14:27	210442
Arsenic	NELAP	0.0004	0.0010	J	0.0004	mg/L	5	09/14/2023 13:17	210442
Barium	NELAP	0.0007	0.0010		0.0407	mg/L	5	09/14/2023 13:17	210442
Beryllium	NELAP	0.0002	0.0010		< 0.0010	mg/L	5	09/15/2023 14:21	210442
Boron	NELAP	0.0092	0.0250		1.82	mg/L	5	09/14/2023 13:17	210442
Cadmium	NELAP	0.0002	0.0010		< 0.0010	mg/L	5	09/14/2023 13:17	210442
Chromium	NELAP	0.0007	0.0015	J	0.0008	mg/L	5	09/14/2023 13:17	210442
Cobalt	NELAP	0.0001	0.0010		< 0.0010	mg/L	5	08/08/2023 19:57	210442
Lead	NELAP	0.0006	0.0010		< 0.0010	mg/L	5	09/14/2023 13:17	210442
Lithium	*	0.0015	0.0030		0.0733	mg/L	5	08/08/2023 19:57	210442
Molybdenum	*	0.0006	0.0015	J	0.0008	mg/L	5	09/15/2023 14:21	210442
Selenium	NELAP	0.0006	0.0010		< 0.0010	mg/L	5	08/11/2023 14:27	210442
Thallium	NELAP	0.0010	0.0020		< 0.0020	mg/L	5	08/08/2023 19:57	210442
SW-846 7470A (TOTAL)									
Mercury	NELAP	0.00012	0.00020		< 0.00020	mg/L	1	08/07/2023 13:46	210448



Client: Ramboll
Client Project: BAL-23Q3
Lab ID: 23071339-031
Matrix: GROUNDWATER

Work Order: 23071339
Report Date: 11-Oct-23
Client Sample ID: MW-393
Collection Date: 08/03/2023 11:43

Analyses	Certification	MDL	RL	Qual	Result	Units	DF	Date Analyzed	Batch
STANDARD METHODS 2130 B FIELD									
Turbidity	*	1.0	1.0		1.6	NTU	1	08/03/2023 11:43	R335092
STANDARD METHODS 18TH ED. 2580 B FIELD									
Oxidation-Reduction Potential	*	-300	-300		ND	mV	1	08/03/2023 11:43	R335092
STANDARD METHODS 2510 B FIELD									
Spec. Conductance, Field	*	0	0		4700	µS/cm	1	08/03/2023 11:43	R335092
STANDARD METHODS 2550 B FIELD									
Temperature	*	0	0		18.0	°C	1	08/03/2023 11:43	R335092
STANDARD METHODS 4500-O G FIELD									
Oxygen, Dissolved	*	0	0		0.57	mg/L	1	08/03/2023 11:43	R335092
SW-846 9040B FIELD									
pH	*	0	1.00		8.36		1	08/03/2023 11:43	R335092
STANDARD METHODS 2320 B (TOTAL) 1997, 2011									
Alkalinity, Bicarbonate (as CaCO3)	NELAP	0	0		842	mg/L	1	08/07/2023 11:36	R334643
STANDARD METHODS 2320 B 1997, 2011									
Alkalinity, Carbonate (as CaCO3)	NELAP	0	0		20	mg/L	1	08/07/2023 11:36	R334643
STANDARD METHODS 2540 C (TOTAL) 1997, 2011									
Total Dissolved Solids	NELAP	16	20		2070	mg/L	1	08/07/2023 10:15	R334716
SW-846 9036 (TOTAL)									
Sulfate	NELAP	31	50		134	mg/L	5	08/17/2023 14:55	R335217
SW-846 9214 (TOTAL)									
Fluoride	NELAP	0.04	0.10		7.32	mg/L	1	08/07/2023 11:39	R334632
SW-846 9251 (TOTAL)									
Chloride	NELAP	10	80		610	mg/L	20	08/16/2023 19:08	R335175
SW-846 3005A, 6010B, METALS BY ICP (TOTAL)									
Calcium	NELAP	0.0350	0.100		6.00	mg/L	1	08/07/2023 18:31	210442
Magnesium	NELAP	0.0055	0.0500		3.33	mg/L	1	08/07/2023 18:31	210442
Potassium	NELAP	0.0400	0.100		2.76	mg/L	1	08/07/2023 18:31	210442
Sodium	NELAP	0.0180	0.0500		930	mg/L	1	08/08/2023 18:23	210442
<i>Sample result(s) for Si exceed 10 times the method blank contamination. Data is reportable per the TNI Standard.</i>									
SW-846 3005A, 6020A, METALS BY ICPMS (TOTAL)									
Antimony	NELAP	0.0004	0.0010		< 0.0010	mg/L	5	08/11/2023 14:33	210442
Arsenic	NELAP	0.0004	0.0010		< 0.0010	mg/L	5	09/14/2023 13:22	210442
Barium	NELAP	0.0007	0.0010		0.0269	mg/L	5	09/14/2023 13:22	210442
Beryllium	NELAP	0.0002	0.0010		< 0.0010	mg/L	5	09/15/2023 14:27	210442
Boron	NELAP	0.0092	0.0250		1.66	mg/L	5	09/14/2023 13:22	210442
Cadmium	NELAP	0.0002	0.0010		< 0.0010	mg/L	5	09/14/2023 13:22	210442
Chromium	NELAP	0.0007	0.0015	J	0.0009	mg/L	5	09/14/2023 13:22	210442
Cobalt	NELAP	0.0001	0.0010		< 0.0010	mg/L	5	08/08/2023 20:02	210442
Lead	NELAP	0.0006	0.0010		< 0.0010	mg/L	5	09/14/2023 13:22	210442
Lithium	*	0.0015	0.0030		0.0593	mg/L	5	08/08/2023 20:02	210442
Molybdenum	*	0.0006	0.0015	J	0.0012	mg/L	5	09/15/2023 14:27	210442
Selenium	NELAP	0.0006	0.0010		< 0.0010	mg/L	5	08/11/2023 14:33	210442
Thallium	NELAP	0.0010	0.0020		< 0.0020	mg/L	5	08/08/2023 20:02	210442
SW-846 7470A (TOTAL)									
Mercury	NELAP	0.00012	0.00020		< 0.00020	mg/L	1	08/07/2023 13:49	210448



Client: Ramboll
Client Project: BAL-23Q3
Lab ID: 23071339-032
Matrix: GROUNDWATER

Work Order: 23071339
Report Date: 11-Oct-23
Client Sample ID: MW-394
Collection Date: 08/03/2023 11:07

Analyses	Certification	MDL	RL	Qual	Result	Units	DF	Date Analyzed	Batch
STANDARD METHODS 2130 B FIELD									
Turbidity	*	1.0	1.0		16	NTU	1	08/03/2023 11:07	R335092
STANDARD METHODS 18TH ED. 2580 B FIELD									
Oxidation-Reduction Potential	*	-300	-300		ND	mV	1	08/03/2023 11:07	R335092
STANDARD METHODS 2510 B FIELD									
Spec. Conductance, Field	*	0	0		3660	µS/cm	1	08/03/2023 11:07	R335092
STANDARD METHODS 2550 B FIELD									
Temperature	*	0	0		17.4	°C	1	08/03/2023 11:07	R335092
STANDARD METHODS 4500-O G FIELD									
Oxygen, Dissolved	*	0	0		0.51	mg/L	1	08/03/2023 11:07	R335092
SW-846 9040B FIELD									
pH	*	0	1.00		8.00		1	08/03/2023 11:07	R335092
STANDARD METHODS 2320 B (TOTAL) 1997, 2011									
Alkalinity, Bicarbonate (as CaCO3)	NELAP	0	0		593	mg/L	1	08/07/2023 11:45	R334643
STANDARD METHODS 2320 B 1997, 2011									
Alkalinity, Carbonate (as CaCO3)	NELAP	0	0		0	mg/L	1	08/07/2023 11:45	R334643
STANDARD METHODS 2540 C (TOTAL) 1997, 2011									
Total Dissolved Solids	NELAP	16	20		1440	mg/L	1	08/07/2023 10:35	R334716
SW-846 9036 (TOTAL)									
Sulfate	NELAP	61	100		202	mg/L	10	08/16/2023 19:16	R335139
SW-846 9214 (TOTAL)									
Fluoride	NELAP	0.04	0.10		2.36	mg/L	1	08/07/2023 11:41	R334632
SW-846 9251 (TOTAL)									
Chloride	NELAP	5	40		324	mg/L	10	08/16/2023 19:16	R335175
SW-846 3005A, 6010B, METALS BY ICP (TOTAL)									
Calcium	NELAP	0.0350	0.100		36.7	mg/L	1	08/07/2023 18:33	210442
Magnesium	NELAP	0.0055	0.0500		15.1	mg/L	1	08/07/2023 18:33	210442
Potassium	NELAP	0.0400	0.100		4.87	mg/L	1	08/07/2023 18:33	210442
Sodium	NELAP	0.0180	0.0500		533	mg/L	1	08/08/2023 18:25	210442
<i>Sample result(s) for Si exceed 10 times the method blank contamination. Data is reportable per the TNI Standard.</i>									
SW-846 3005A, 6020A, METALS BY ICPMS (TOTAL)									
Antimony	NELAP	0.0004	0.0010	J	0.0008	mg/L	5	08/11/2023 14:38	210442
Arsenic	NELAP	0.0004	0.0010	J	0.0009	mg/L	5	09/14/2023 14:22	210442
Barium	NELAP	0.0007	0.0010		0.0478	mg/L	5	09/14/2023 14:22	210442
Beryllium	NELAP	0.0002	0.0010		< 0.0010	mg/L	5	09/15/2023 14:32	210442
Boron	NELAP	0.0092	0.0250		1.39	mg/L	5	09/14/2023 14:22	210442
Cadmium	NELAP	0.0002	0.0010		< 0.0010	mg/L	5	09/14/2023 14:22	210442
Chromium	NELAP	0.0007	0.0015	J	0.0008	mg/L	5	09/14/2023 14:22	210442
Cobalt	NELAP	0.0001	0.0010	J	0.0002	mg/L	5	08/08/2023 20:08	210442
Lead	NELAP	0.0006	0.0010		< 0.0010	mg/L	5	09/14/2023 14:22	210442
Lithium	*	0.0015	0.0030		0.0476	mg/L	5	08/08/2023 20:08	210442
Molybdenum	*	0.0006	0.0015		0.0115	mg/L	5	09/15/2023 14:32	210442
Selenium	NELAP	0.0006	0.0010		< 0.0010	mg/L	5	08/11/2023 14:38	210442
Thallium	NELAP	0.0010	0.0020		< 0.0020	mg/L	5	08/08/2023 20:08	210442
SW-846 7470A (TOTAL)									
Mercury	NELAP	0.00006	0.00020		< 0.00020	mg/L	1	08/07/2023 15:22	210449
<i>LCS recovered outside upper control limits. Sample results are below the reporting limit. Data is reportable per the TNI Standard.</i>									



Client: Ramboll
Client Project: BAL-23Q3
Lab ID: 23071339-035
Matrix: GROUNDWATER

Work Order: 23071339
Report Date: 11-Oct-23
Client Sample ID: OW-256
Collection Date: 08/03/2023 14:07

Analyses	Certification	MDL	RL	Qual	Result	Units	DF	Date Analyzed	Batch
STANDARD METHODS 2130 B FIELD									
Turbidity	*	1.0	1.0		6.2	NTU	1	08/03/2023 14:07	R335092
STANDARD METHODS 18TH ED. 2580 B FIELD									
Oxidation-Reduction Potential	*	-300	-300		-43	mV	1	08/03/2023 14:07	R335092
STANDARD METHODS 2510 B FIELD									
Spec. Conductance, Field	*	0	0		987	µS/cm	1	08/03/2023 14:07	R335092
STANDARD METHODS 2550 B FIELD									
Temperature	*	0	0		17.1	°C	1	08/03/2023 14:07	R335092
STANDARD METHODS 4500-O G FIELD									
Oxygen, Dissolved	*	0	0		0.47	mg/L	1	08/03/2023 14:07	R335092
SW-846 9040B FIELD									
pH	*	0	1.00		6.83		1	08/03/2023 14:07	R335092
STANDARD METHODS 2320 B (TOTAL) 1997, 2011									
Alkalinity, Bicarbonate (as CaCO3)	NELAP	0	0		307	mg/L	1	08/07/2023 11:54	R334643
STANDARD METHODS 2320 B 1997, 2011									
Alkalinity, Carbonate (as CaCO3)	NELAP	0	0		0	mg/L	1	08/07/2023 11:54	R334643
STANDARD METHODS 2540 C (TOTAL) 1997, 2011									
Total Dissolved Solids	NELAP	16	20		478	mg/L	1	08/07/2023 10:35	R334716
SW-846 9036 (TOTAL)									
Sulfate	NELAP	12	20		69	mg/L	2	08/16/2023 19:40	R335139
SW-846 9214 (TOTAL)									
Fluoride	NELAP	0.04	0.10		0.25	mg/L	1	08/07/2023 11:43	R334632
SW-846 9251 (TOTAL)									
Chloride	NELAP	1	8		55	mg/L	2	08/16/2023 19:40	R335175
SW-846 3005A, 6010B, METALS BY ICP (TOTAL)									
Calcium	NELAP	0.0350	0.100		80.6	mg/L	1	08/07/2023 18:34	210442
Magnesium	NELAP	0.0055	0.0500		32.9	mg/L	1	08/07/2023 18:34	210442
Potassium	NELAP	0.0400	0.100		1.14	mg/L	1	08/07/2023 18:34	210442
Sodium	NELAP	0.0180	0.0500		51.8	mg/L	1	08/08/2023 18:27	210442
<i>Sample result(s) for Si exceed 10 times the method blank contamination. Data is reportable per the TNI Standard.</i>									
SW-846 3005A, 6020A, METALS BY ICPMS (TOTAL)									
Antimony	NELAP	0.0004	0.0010		< 0.0010	mg/L	5	08/11/2023 15:24	210442
Arsenic	NELAP	0.0004	0.0010		0.0013	mg/L	5	09/14/2023 14:28	210442
Barium	NELAP	0.0007	0.0010		0.0915	mg/L	5	09/14/2023 14:28	210442
Beryllium	NELAP	0.0002	0.0010	J	0.0007	mg/L	5	09/15/2023 14:37	210442
Boron	NELAP	0.0092	0.0250		0.187	mg/L	5	09/14/2023 14:28	210442
Cadmium	NELAP	0.0002	0.0010	J	0.0004	mg/L	5	09/14/2023 14:28	210442
Chromium	NELAP	0.0007	0.0015		0.0020	mg/L	5	09/14/2023 14:28	210442
Cobalt	NELAP	0.0001	0.0010		0.0011	mg/L	5	08/08/2023 20:14	210442
Lead	NELAP	0.0006	0.0010		0.0023	mg/L	5	09/14/2023 14:28	210442
Lithium	*	0.0015	0.0030		0.0082	mg/L	5	08/08/2023 20:14	210442
Molybdenum	*	0.0006	0.0015		0.0016	mg/L	5	09/15/2023 14:37	210442
Selenium	NELAP	0.0006	0.0010		< 0.0010	mg/L	5	08/11/2023 15:24	210442
Thallium	NELAP	0.0010	0.0020		< 0.0020	mg/L	5	08/08/2023 20:14	210442
SW-846 7470A (TOTAL)									
Mercury	NELAP	0.00006	0.00020		< 0.00020	mg/L	1	08/07/2023 15:25	210449
<i>LCS recovered outside upper control limits. Sample results are below the reporting limit. Data is reportable per the TNI Standard.</i>									



Client: Ramboll
Client Project: BAL-23Q3
Lab ID: 23071339-037
Matrix: GROUNDWATER

Work Order: 23071339
Report Date: 11-Oct-23
Client Sample ID: PZ-170
Collection Date: 08/04/2023 11:16

Analyses	Certification	MDL	RL	Qual	Result	Units	DF	Date Analyzed	Batch
STANDARD METHODS 2130 B FIELD									
Turbidity	*	1.0	1.0		18	NTU	1	08/04/2023 11:16	R335092
STANDARD METHODS 18TH ED. 2580 B FIELD									
Oxidation-Reduction Potential	*	-300	-300		-156	mV	1	08/04/2023 11:16	R335092
STANDARD METHODS 2510 B FIELD									
Spec. Conductance, Field	*	0	0		1950	µS/cm	1	08/04/2023 11:16	R335092
STANDARD METHODS 2550 B FIELD									
Temperature	*	0	0		16.4	°C	1	08/04/2023 11:16	R335092
STANDARD METHODS 4500-O G FIELD									
Oxygen, Dissolved	*	0	0		0.60	mg/L	1	08/04/2023 11:16	R335092
SW-846 9040B FIELD									
pH	*	0	1.00		6.57		1	08/04/2023 11:16	R335092



Client: Ramboll
Client Project: BAL-23Q3
Lab ID: 23071339-039
Matrix: GROUNDWATER

Work Order: 23071339
Report Date: 11-Oct-23
Client Sample ID: TPZ-164
Collection Date: 08/07/2023 13:03

Analyses	Certification	MDL	RL	Qual	Result	Units	DF	Date Analyzed	Batch
FIELD ELEVATION MEASUREMENTS									
Depth to water from measuring point	*	0	0		3.72	ft	1	08/07/2023 13:03	R335092



Client: Ramboll
Client Project: BAL-23Q3

Work Order: 23071339
Report Date: 11-Oct-23

Lab ID: 23071339-040

Client Sample ID: XPW01

Matrix: GROUNDWATER

Collection Date: 08/03/2023 12:39

Analyses	Certification	MDL	RL	Qual	Result	Units	DF	Date Analyzed	Batch
FIELD ELEVATION MEASUREMENTS									
Depth to water from measuring point	*	0	0		11.16	ft	1	08/03/2023 12:39	R335092



Client: Ramboll
Client Project: BAL-23Q3
Lab ID: 23071339-041
Matrix: GROUNDWATER

Work Order: 23071339
Report Date: 11-Oct-23
Client Sample ID: XPW05
Collection Date: 08/03/2023 13:14

Analyses	Certification	MDL	RL	Qual	Result	Units	DF	Date Analyzed	Batch
FIELD ELEVATION MEASUREMENTS									
Depth to water from measuring point	*	0	0		4.73	ft	1	08/03/2023 13:14	R335092



Client: Ramboll

Work Order: 23071339

Client Project: BAL-23Q3

Report Date: 11-Oct-23

Lab ID: 23071339-042

Client Sample ID: XPW06

Matrix: GROUNDWATER

Collection Date: 08/03/2023 13:39

Analyses	Certification	MDL	RL	Qual	Result	Units	DF	Date Analyzed	Batch
FIELD ELEVATION MEASUREMENTS									
Depth to water from measuring point	*	0	0		2.57	ft	1	08/03/2023 13:39	R335092



Client: Ramboll
Client Project: BAL-23Q3
Lab ID: 23071339-043
Matrix: AQUEOUS

Work Order: 23071339
Report Date: 11-Oct-23

Client Sample ID: Field Blank

Collection Date: 08/07/2023 13:30

Analyses	Certification	MDL	RL	Qual	Result	Units	DF	Date Analyzed	Batch
STANDARD METHODS 2320 B (TOTAL) 1997, 2011									
Alkalinity, Bicarbonate (as CaCO ₃)	NELAP	0	0		1	mg/L	1	08/08/2023 17:04	R334790
STANDARD METHODS 2320 B 1997, 2011									
Alkalinity, Carbonate (as CaCO ₃)	NELAP	0	0		0	mg/L	1	08/08/2023 17:04	R334790
STANDARD METHODS 2540 C (TOTAL) 1997, 2011									
Total Dissolved Solids	NELAP	16	20		< 20	mg/L	1	08/10/2023 10:25	R334903
SW-846 9036 (TOTAL)									
Sulfate	NELAP	6	10		< 10	mg/L	1	08/16/2023 20:53	R335139
SW-846 9214 (TOTAL)									
Fluoride	NELAP	0.04	0.10		< 0.10	mg/L	1	08/14/2023 11:35	R334963
SW-846 9251 (TOTAL)									
Chloride	NELAP	1	4		< 4	mg/L	1	08/16/2023 20:55	R335175
SW-846 3005A, 6010B, METALS BY ICP (TOTAL)									
Calcium	NELAP	0.0700	0.100		< 0.100	mg/L	1	08/14/2023 13:11	210625
Magnesium	NELAP	0.0055	0.0500		< 0.0500	mg/L	1	08/11/2023 17:45	210625
Potassium	NELAP	0.0400	0.100		< 0.100	mg/L	1	08/11/2023 17:45	210625
Sodium	NELAP	0.018	0.050	J	0.023	mg/L	1	08/11/2023 17:45	210625
SW-846 3005A, 6020A, METALS BY ICPMS (TOTAL)									
Antimony	NELAP	0.0004	0.0010		< 0.0010	mg/L	5	08/11/2023 17:58	210625
Arsenic	NELAP	0.0004	0.0010		< 0.0010	mg/L	5	09/15/2023 18:36	210625
Barium	NELAP	0.0007	0.0010		< 0.0010	mg/L	5	09/15/2023 2:47	210625
Beryllium	NELAP	0.0002	0.0010		< 0.0010	mg/L	5	09/15/2023 2:47	210625
Boron	NELAP	0.0092	0.0250		< 0.0250	mg/L	5	09/15/2023 2:47	210625
Cadmium	NELAP	0.0002	0.0010		< 0.0010	mg/L	5	09/15/2023 2:47	210625
Chromium	NELAP	0.0007	0.0015		< 0.0015	mg/L	5	09/15/2023 18:36	210625
Cobalt	NELAP	0.0001	0.0010		< 0.0010	mg/L	5	08/11/2023 17:58	210625
Lead	NELAP	0.0006	0.0010		< 0.0010	mg/L	5	09/15/2023 2:47	210625
Lithium	*	0.0015	0.0030		< 0.0030	mg/L	5	08/11/2023 17:58	210625
Molybdenum	*	0.0006	0.0015		< 0.0015	mg/L	5	09/15/2023 2:47	210625
Selenium	NELAP	0.0006	0.0010		< 0.0010	mg/L	5	08/11/2023 17:58	210625
Thallium	NELAP	0.0010	0.0020		< 0.0020	mg/L	5	08/11/2023 17:58	210625
SW-846 7470A (TOTAL)									
Mercury	NELAP	0.00006	0.00020		< 0.00020	mg/L	1	08/11/2023 15:02	210704



Client: Ramboll
Client Project: BAL-23Q3
Lab ID: 23071339-044
Matrix: GROUNDWATER

Work Order: 23071339
Report Date: 11-Oct-23
Client Sample ID: MW-304 Duplicate
Collection Date: 08/03/2023 15:10

Analyses	Certification	MDL	RL	Qual	Result	Units	DF	Date Analyzed	Batch
STANDARD METHODS 2130 B FIELD									
Turbidity	*	1.0	1.0		2.8	NTU	1	08/03/2023 15:10	R335092
STANDARD METHODS 18TH ED. 2580 B FIELD									
Oxidation-Reduction Potential	*	-300	-300		78	mV	1	08/03/2023 15:10	R335092
STANDARD METHODS 2510 B FIELD									
Spec. Conductance, Field	*	0	0		3000	µS/cm	1	08/03/2023 15:10	R335092
STANDARD METHODS 2550 B FIELD									
Temperature	*	0	0		16.2	°C	1	08/03/2023 15:10	R335092
STANDARD METHODS 4500-O G FIELD									
Oxygen, Dissolved	*	0	0		0.69	mg/L	1	08/03/2023 15:10	R335092
SW-846 9040B FIELD									
pH	*	0	1.00		7.92		1	08/03/2023 15:10	R335092
STANDARD METHODS 2320 B (TOTAL) 1997, 2011									
Alkalinity, Bicarbonate (as CaCO ₃)	NELAP	0	0		809	mg/L	1	08/07/2023 12:24	R334643
STANDARD METHODS 2320 B 1997, 2011									
Alkalinity, Carbonate (as CaCO ₃)	NELAP	0	0		18	mg/L	1	08/07/2023 12:24	R334643
STANDARD METHODS 2540 C (TOTAL) 1997, 2011									
Total Dissolved Solids	NELAP	16	20		1390	mg/L	1	08/07/2023 10:36	R334716
SW-846 9036 (TOTAL)									
Sulfate	NELAP	31	50		213	mg/L	5	08/16/2023 21:02	R335139
SW-846 9214 (TOTAL)									
Fluoride	NELAP	0.04	0.10		1.69	mg/L	1	08/07/2023 11:50	R334632
SW-846 9251 (TOTAL)									
Chloride	NELAP	2	20		172	mg/L	5	08/16/2023 21:03	R335175
SW-846 3005A, 6010B, METALS BY ICP (TOTAL)									
Calcium	NELAP	0.0350	0.100		10.9	mg/L	1	08/07/2023 18:55	210442
Magnesium	NELAP	0.0055	0.0500		4.64	mg/L	1	08/07/2023 18:55	210442
Potassium	NELAP	0.0400	0.100		2.32	mg/L	1	08/07/2023 18:55	210442
Sodium	NELAP	0.0180	0.0500		580	mg/L	1	08/07/2023 18:55	210442
<i>Sample result(s) for Si exceed 10 times the method blank contamination. Data is reportable per the TNI Standard.</i>									
SW-846 3005A, 6020A, METALS BY ICPMS (TOTAL)									
Antimony	NELAP	0.0004	0.0010		< 0.0010	mg/L	5	08/11/2023 15:47	210442
Arsenic	NELAP	0.0004	0.0010		0.0030	mg/L	5	09/14/2023 15:27	210442
Barium	NELAP	0.0007	0.0010		0.0205	mg/L	5	09/14/2023 15:27	210442
Beryllium	NELAP	0.0002	0.0010		< 0.0010	mg/L	5	09/15/2023 15:48	210442
Boron	NELAP	0.0092	0.0250		1.55	mg/L	5	09/14/2023 15:27	210442
Cadmium	NELAP	0.0002	0.0010		< 0.0010	mg/L	5	09/14/2023 15:27	210442
Chromium	NELAP	0.0007	0.0015		< 0.0015	mg/L	5	09/14/2023 15:27	210442
Cobalt	NELAP	0.0001	0.0010		< 0.0010	mg/L	5	08/08/2023 18:55	210442
Lead	NELAP	0.0006	0.0010		< 0.0010	mg/L	5	09/14/2023 15:27	210442
Lithium	*	0.0015	0.0030		0.0758	mg/L	5	08/08/2023 18:55	210442
Molybdenum	*	0.0006	0.0015	J	0.0011	mg/L	5	09/15/2023 15:48	210442
Selenium	NELAP	0.0006	0.0010		< 0.0010	mg/L	5	08/11/2023 15:47	210442
Thallium	NELAP	0.0010	0.0020		< 0.0020	mg/L	5	08/08/2023 18:55	210442
SW-846 7470A (TOTAL)									
Mercury	NELAP	0.00006	0.00020		< 0.00020	mg/L	1	08/07/2023 15:45	210449

LCS recovered outside upper control limits. Sample results are below the reporting limit. Data is reportable per the TNI Standard.



Client: Ramboll
Client Project: BAL-23Q3
Lab ID: 23071339-045
Matrix: GROUNDWATER

Work Order: 23071339
Report Date: 11-Oct-23
Client Sample ID: PZ-182 (resample)
Collection Date: 08/15/2023 12:37

Analyses	Certification	MDL	RL	Qual	Result	Units	DF	Date Analyzed	Batch
STANDARD METHODS 2130 B FIELD									
Turbidity	*	1.0	1.0		9.4	NTU	1	08/15/2023 12:37	R335092
STANDARD METHODS 18TH ED. 2580 B FIELD									
Oxidation-Reduction Potential	*	-300	-300		27	mV	1	08/15/2023 12:37	R335092
STANDARD METHODS 2510 B FIELD									
Spec. Conductance, Field	*	0	0		1770	µS/cm	1	08/15/2023 12:37	R335092
STANDARD METHODS 2550 B FIELD									
Temperature	*	0	0		15.2	°C	1	08/15/2023 12:37	R335092
STANDARD METHODS 4500-O G FIELD									
Oxygen, Dissolved	*	0	0		0.47	mg/L	1	08/15/2023 12:37	R335092
SW-846 9040B FIELD									
pH	*	0	1.00		6.45		1	08/15/2023 12:37	R335092
STANDARD METHODS 2320 B (TOTAL) 1997, 2011									
Alkalinity, Bicarbonate (as CaCO3)	NELAP	0	0		450	mg/L	1	08/17/2023 14:57	R335189
STANDARD METHODS 2320 B 1997, 2011									
Alkalinity, Carbonate (as CaCO3)	NELAP	0	0		0	mg/L	1	08/17/2023 14:57	R335189
STANDARD METHODS 2540 C (TOTAL) 1997, 2011									
Total Dissolved Solids	NELAP	16	20		772	mg/L	1	08/16/2023 12:40	R335171
SW-846 9036 (TOTAL)									
Sulfate	NELAP	61	100		172	mg/L	10	08/17/2023 0:11	R335139
SW-846 9214 (TOTAL)									
Fluoride	NELAP	0.04	0.10		0.16	mg/L	1	08/16/2023 14:56	R335102
SW-846 9251 (TOTAL)									
Chloride	NELAP	1	4		40	mg/L	1	08/17/2023 0:07	R335175
SW-846 3005A, 6010B, METALS BY ICP (TOTAL)									
Calcium	NELAP	0.0350	0.100	S	143	mg/L	1	08/17/2023 17:28	210926
Magnesium	NELAP	0.0055	0.0500	S	56.1	mg/L	1	08/17/2023 17:28	210926
Potassium	NELAP	0.0400	0.100		0.469	mg/L	1	08/17/2023 17:28	210926
Sodium	NELAP	0.0180	0.0500	S	42.5	mg/L	1	08/17/2023 17:28	210926
<i>Matrix spike control limits are not applicable due to high sample/spike ratio.</i>									
SW-846 3005A, 6020A, METALS BY ICPMS (TOTAL)									
Antimony	NELAP	0.0008	0.0010		< 0.0010	mg/L	5	08/30/2023 11:07	210926
Arsenic	NELAP	0.0004	0.0010		< 0.0010	mg/L	5	09/13/2023 21:43	210926
Barium	NELAP	0.0007	0.0010		0.0712	mg/L	5	09/13/2023 21:43	210926
Beryllium	NELAP	0.0002	0.0010		< 0.0010	mg/L	5	09/13/2023 21:43	210926
Boron	NELAP	0.0092	0.0250		0.476	mg/L	5	08/31/2023 17:18	210926
Cadmium	NELAP	0.0002	0.0010		< 0.0010	mg/L	5	09/13/2023 21:43	210926
Chromium	NELAP	0.0007	0.0015		< 0.0015	mg/L	5	09/13/2023 21:43	210926
Cobalt	NELAP	0.0001	0.0010	J	0.0003	mg/L	5	08/30/2023 11:07	210926
Lead	NELAP	0.0006	0.0010		< 0.0010	mg/L	5	09/13/2023 21:43	210926
Lithium	*	0.0015	0.0030		0.0155	mg/L	5	08/31/2023 17:18	210926
Molybdenum	*	0.0006	0.0015		< 0.0015	mg/L	5	09/13/2023 21:43	210926
Selenium	NELAP	0.0006	0.0010		< 0.0010	mg/L	5	08/30/2023 11:07	210926
Thallium	NELAP	0.0010	0.0020		< 0.0020	mg/L	5	08/30/2023 11:07	210926
SW-846 7470A (TOTAL)									
Mercury	NELAP	0.00009	0.00020	S	< 0.00020	mg/L	1	08/23/2023 16:33	210943
<i>Matrix spike did not recover within control limits due to matrix interference. Verified by bench spike.</i>									



Sample Summary

<http://www.teklabinc.com/>

Client: Ramboll

Work Order: 23071339

Client Project: BAL-23Q3

Report Date: 11-Oct-23

Lab Sample ID	Client Sample ID	Matrix	Fractions	Collection Date
23071339-009	MW-192	Groundwater	6	08/04/2023 10:10
23071339-010	MW-193	Groundwater	6	08/04/2023 9:21
23071339-013	MW-304	Groundwater	6	08/03/2023 15:10
23071339-014	MW-306	Groundwater	6	08/04/2023 11:10
23071339-018	MW-356	Groundwater	6	08/03/2023 13:22
23071339-019	MW-358	Groundwater	6	08/07/2023 12:31
23071339-019	MW-358	Groundwater	1	08/07/2023 17:34
23071339-021	MW-369	Groundwater	6	08/03/2023 14:33
23071339-022	MW-370	Groundwater	6	08/03/2023 15:00
23071339-025	MW-382	Groundwater	6	08/03/2023 15:55
23071339-030	MW-392	Groundwater	6	08/03/2023 12:21
23071339-031	MW-393	Groundwater	6	08/03/2023 11:43
23071339-032	MW-394	Groundwater	6	08/03/2023 11:07
23071339-035	OW-256	Groundwater	6	08/03/2023 14:07
23071339-036	OW-257	Groundwater	6	08/04/2023 0:00
23071339-037	PZ-170	Groundwater	1	08/04/2023 11:16
23071339-037	PZ-170	Groundwater	5	08/04/2023 11:16
23071339-039	TPZ-164	Groundwater	1	08/07/2023 13:03
23071339-040	XPW01	Groundwater	1	08/03/2023 12:39
23071339-041	XPW05	Groundwater	1	08/03/2023 13:14
23071339-042	XPW06	Groundwater	1	08/03/2023 13:39
23071339-043	Field Blank	Aqueous	6	08/07/2023 13:30
23071339-044	MW-304 Duplicate	Groundwater	6	08/03/2023 15:10
23071339-045	PZ-182 (resample)	Groundwater	6	08/15/2023 12:37



Dates Report

<http://www.teklabinc.com/>

Client: Ramboll

Work Order: 23071339

Client Project: BAL-23Q3

Report Date: 11-Oct-23

Sample ID	Client Sample ID Test Name	Collection Date	Received Date	Prep Date/Time	Analysis Date/Time
23071339-009A	MW-192	08/04/2023 10:10	08/04/2023 15:43		
	Ferrous Iron by CHEMets Kit				08/04/2023 10:10
	Standard Methods 2130 B Field				08/04/2023 10:10
	Standard Methods 18th Ed. 2580 B Field				08/04/2023 10:10
	Standard Methods 2320 B (Total) 1997, 2011				08/08/2023 11:54
	Standard Methods 2320 B 1997, 2011				08/08/2023 11:54
	Standard Methods 2510 B Field				08/04/2023 10:10
	Standard Methods 2540 C (Total) 1997, 2011				08/08/2023 9:32
	Standard Methods 2550 B Field				08/04/2023 10:10
	Standard Methods 4500-NO2 B (Total) 2000, 2011				08/04/2023 19:37
	Standard Methods 4500-NO3 F (Total) 2000, 2011				08/04/2023 20:30
	Standard Methods 4500-NO3 F (Total) 2000, 2011				08/04/2023 21:10
	Standard Methods 4500-O G Field				08/04/2023 10:10
	Standard Methods 4500-P E 1999				08/04/2023 18:07
	Standard Methods 4500-P E 1999, 2011				08/04/2023 18:00
	SW-846 9036 (Total)				08/16/2023 1:38
	SW-846 9040B Field				08/04/2023 10:10
	SW-846 9214 (Total)				08/14/2023 11:25
	SW-846 9251 (Total)				08/16/2023 1:38
23071339-009B	MW-192	08/04/2023 10:10	08/04/2023 15:43		
	Standard Methods 2320 B (Dissolved) 1997, 2011				08/08/2023 13:21
	Standard Methods 2320 B (Dissolved) 1997, 2011				08/08/2023 13:21
	Standard Methods 4500-NO2 B (Dissolved) 2000, 2011				08/04/2023 20:03
	Standard Methods 4500-NO3 F (Dissolved) 2000, 2011				08/04/2023 19:22
	Standard Methods 4500-NO3 F (Dissolved) 2000, 2011				08/04/2023 21:10
	Standard Methods 4500-P E (Dissolved) 1999, 2011				08/04/2023 17:26
	Standard Methods 4500-P E (Dissolved) 1999				08/04/2023 18:07
	SW-846 9036 (Dissolved)				08/11/2023 22:05
	SW-846 9251 (Dissolved)				08/11/2023 22:06
23071339-009C	MW-192	08/04/2023 10:10	08/04/2023 15:43		
	SW-846 3005A, 6010B, Metals by ICP (Total)			08/05/2023 9:00	08/07/2023 17:35
	SW-846 3005A, 6010B, Metals by ICP (Total)			08/05/2023 9:00	08/08/2023 18:49
	SW-846 3005A, 6010B, Metals by ICP (Total)			08/05/2023 9:00	08/09/2023 19:08
	SW-846 3005A, 6020A, Metals by ICPMS (Total)			08/05/2023 9:00	08/08/2023 15:18
	SW-846 3005A, 6020A, Metals by ICPMS (Total)			08/05/2023 9:00	09/14/2023 10:45
	SW-846 7470A (Total)			08/05/2023 11:29	08/07/2023 12:52
23071339-009D	MW-192	08/04/2023 10:10	08/04/2023 15:43		



Dates Report

<http://www.teklabinc.com/>

Client: Ramboll

Work Order: 23071339

Client Project: BAL-23Q3

Report Date: 11-Oct-23

Sample ID	Client Sample ID Test Name	Collection Date	Received Date	Prep Date/Time	Analysis Date/Time
	SW-846 3005A, 6010B, Metals by ICP (Dissolved)			08/04/2023 18:38	08/07/2023 13:36
	SW-846 3005A, 6020A, Metals by ICPMS (Dissolved)			08/04/2023 18:38	09/14/2023 15:49
23071339-009E	MW-192	08/04/2023 10:10	08/04/2023 15:43		
	SW-846 9060A				08/26/2023 21:29
23071339-009F	MW-192	08/04/2023 10:10	08/04/2023 15:43		
	SW-846 9060A				08/19/2023 0:36
23071339-010A	MW-193	08/04/2023 9:21	08/04/2023 15:43		
	Ferrous Iron by CHEMets Kit				08/04/2023 9:21
	Standard Methods 2130 B Field				08/04/2023 9:21
	Standard Methods 18th Ed. 2580 B Field				08/04/2023 9:21
	Standard Methods 2320 B (Total) 1997, 2011				08/08/2023 12:01
	Standard Methods 2320 B 1997, 2011				08/08/2023 12:01
	Standard Methods 2510 B Field				08/04/2023 9:21
	Standard Methods 2540 C (Total) 1997, 2011				08/08/2023 10:00
	Standard Methods 2550 B Field				08/04/2023 9:21
	Standard Methods 4500-NO2 B (Total) 2000, 2011				08/04/2023 19:38
	Standard Methods 4500-NO3 F (Total) 2000, 2011				08/04/2023 20:32
	Standard Methods 4500-NO3 F (Total) 2000, 2011				08/04/2023 21:10
	Standard Methods 4500-O G Field				08/04/2023 9:21
	Standard Methods 4500-P E 1999				08/08/2023 13:59
	Standard Methods 4500-P E 1999, 2011				08/08/2023 14:27
	SW-846 9036 (Total)				08/16/2023 1:51
	SW-846 9040B Field				08/04/2023 9:21
	SW-846 9214 (Total)				08/11/2023 15:01
	SW-846 9251 (Total)				08/16/2023 1:46
23071339-010B	MW-193	08/04/2023 9:21	08/04/2023 15:43		
	Standard Methods 2320 B (Dissolved) 1997, 2011				08/11/2023 16:01
	Standard Methods 2320 B (Dissolved) 1997, 2011				08/11/2023 16:01
	Standard Methods 4500-NO2 B (Dissolved) 2000, 2011				08/04/2023 19:31
	Standard Methods 4500-NO3 F (Dissolved) 2000, 2011				08/04/2023 19:24
	Standard Methods 4500-NO3 F (Dissolved) 2000, 2011				08/04/2023 21:10
	Standard Methods 4500-P E (Dissolved) 1999, 2011				08/08/2023 14:28
	Standard Methods 4500-P E (Dissolved) 1999				08/08/2023 13:59
	SW-846 9036 (Dissolved)				08/11/2023 22:45
	SW-846 9251 (Dissolved)				08/11/2023 22:27
23071339-010C	MW-193	08/04/2023 9:21	08/04/2023 15:43		
	SW-846 3005A, 6010B, Metals by ICP (Total)			08/05/2023 9:00	08/07/2023 17:37



Dates Report

<http://www.teklabinc.com/>

Client: Ramboll

Work Order: 23071339

Client Project: BAL-23Q3

Report Date: 11-Oct-23

Sample ID	Client Sample ID Test Name	Collection Date	Received Date	Prep Date/Time	Analysis Date/Time
	SW-846 3005A, 6010B, Metals by ICP (Total)			08/05/2023 9:00	08/08/2023 18:50
	SW-846 3005A, 6010B, Metals by ICP (Total)			08/05/2023 9:00	08/09/2023 19:10
	SW-846 3005A, 6020A, Metals by ICPMS (Total)			08/05/2023 9:00	08/08/2023 16:36
	SW-846 3005A, 6020A, Metals by ICPMS (Total)			08/05/2023 9:00	09/14/2023 10:51
	SW-846 7470A (Total)			08/05/2023 11:29	08/07/2023 12:55
23071339-010D	MW-193	08/04/2023 9:21	08/04/2023 15:43		
	SW-846 3005A, 6010B, Metals by ICP (Dissolved)			08/04/2023 18:38	08/07/2023 13:37
	SW-846 3005A, 6020A, Metals by ICPMS (Dissolved)			08/04/2023 18:38	09/14/2023 15:54
23071339-010E	MW-193	08/04/2023 9:21	08/04/2023 15:43		
	SW-846 9060A				08/26/2023 22:05
23071339-010F	MW-193	08/04/2023 9:21	08/04/2023 15:43		
	SW-846 9060A				08/19/2023 1:45
23071339-013A	MW-304	08/03/2023 15:10	08/03/2023 17:50		
	Ferrous Iron by CHEMets Kit				08/03/2023 15:10
	Field Elevation Measurements				08/03/2023 15:10
	Standard Methods 2130 B Field				08/03/2023 15:10
	Standard Methods 18th Ed. 2580 B Field				08/03/2023 15:10
	Standard Methods 2320 B (Total) 1997, 2011				08/07/2023 10:26
	Standard Methods 2320 B 1997, 2011				08/07/2023 10:26
	Standard Methods 2510 B Field				08/03/2023 15:10
	Standard Methods 2540 C (Total) 1997, 2011				08/07/2023 9:50
	Standard Methods 2550 B Field				08/03/2023 15:10
	Standard Methods 4500-NO2 B (Total) 2000, 2011				08/04/2023 14:38
	Standard Methods 4500-NO3 F (Total) 2000, 2011				08/04/2023 16:26
	Standard Methods 4500-NO3 F (Total) 2000, 2011				08/04/2023 21:10
	Standard Methods 4500-O G Field				08/03/2023 15:10
	Standard Methods 4500-P E 1999				08/04/2023 18:07
	Standard Methods 4500-P E 1999, 2011				08/04/2023 11:47
	SW-846 9036 (Total)				08/16/2023 15:26
	SW-846 9040B Field				08/03/2023 15:10
	SW-846 9214 (Total)				08/07/2023 11:17
	SW-846 9251 (Total)				08/16/2023 15:27
23071339-013B	MW-304	08/03/2023 15:10	08/03/2023 17:50		
	Standard Methods 2320 B (Dissolved) 1997, 2011				08/07/2023 8:25
	Standard Methods 2320 B (Dissolved) 1997, 2011				08/07/2023 8:25
	Standard Methods 4500-NO2 B (Dissolved) 2000, 2011				08/04/2023 14:30
	Standard Methods 4500-NO3 F (Dissolved) 2000, 2011				08/04/2023 15:33



Dates Report

<http://www.teklabinc.com/>

Client: Ramboll

Work Order: 23071339

Client Project: BAL-23Q3

Report Date: 11-Oct-23

Sample ID	Client Sample ID Test Name	Collection Date	Received Date	Prep Date/Time	Analysis Date/Time
	Standard Methods 4500-NO3 F (Dissolved) 2000, 2011				08/04/2023 21:10
	Standard Methods 4500-P E (Dissolved) 1999, 2011				08/04/2023 11:47
	Standard Methods 4500-P E (Dissolved) 1999				08/04/2023 18:07
	SW-846 9036 (Dissolved)				08/11/2023 23:03
	SW-846 9251 (Dissolved)				08/11/2023 23:04
23071339-013C	MW-304	08/03/2023 15:10	08/03/2023 17:50		
	SW-846 3005A, 6010B, Metals by ICP (Total)			08/05/2023 9:00	08/07/2023 17:45
	SW-846 3005A, 6010B, Metals by ICP (Total)			08/05/2023 9:00	08/08/2023 19:07
	SW-846 3005A, 6020A, Metals by ICPMS (Total)			08/05/2023 9:00	08/08/2023 16:19
	SW-846 3005A, 6020A, Metals by ICPMS (Total)			08/05/2023 9:00	09/14/2023 11:40
	SW-846 7470A (Total)			08/05/2023 11:29	08/07/2023 13:10
23071339-013D	MW-304	08/03/2023 15:10	08/03/2023 17:50		
	SW-846 3005A, 6010B, Metals by ICP (Dissolved)			08/04/2023 18:38	08/07/2023 13:58
	SW-846 3005A, 6020A, Metals by ICPMS (Dissolved)			08/04/2023 18:38	09/14/2023 16:49
23071339-013E	MW-304	08/03/2023 15:10	08/03/2023 17:50		
	SW-846 9060A				08/26/2023 22:23
23071339-013F	MW-304	08/03/2023 15:10	08/03/2023 17:50		
	SW-846 9060A				08/19/2023 2:04
23071339-014A	MW-306	08/04/2023 11:10	08/04/2023 15:43		
	Ferrous Iron by CHEMets Kit				08/04/2023 11:10
	Field Elevation Measurements				08/04/2023 11:10
	Standard Methods 2130 B Field				08/04/2023 11:10
	Standard Methods 18th Ed. 2580 B Field				08/04/2023 11:10
	Standard Methods 2320 B (Total) 1997, 2011				08/08/2023 12:22
	Standard Methods 2320 B 1997, 2011				08/08/2023 12:22
	Standard Methods 2510 B Field				08/04/2023 11:10
	Standard Methods 2540 C (Total) 1997, 2011				08/08/2023 10:00
	Standard Methods 2550 B Field				08/04/2023 11:10
	Standard Methods 4500-NO2 B (Total) 2000, 2011				08/04/2023 19:39
	Standard Methods 4500-NO3 F (Total) 2000, 2011				08/04/2023 20:39
	Standard Methods 4500-NO3 F (Total) 2000, 2011				08/04/2023 21:10
	Standard Methods 4500-O G Field				08/04/2023 11:10
	Standard Methods 4500-P E 1999				08/04/2023 18:07
	Standard Methods 4500-P E 1999, 2011				08/04/2023 18:02
	SW-846 9036 (Total)				08/16/2023 15:37
	SW-846 9040B Field				08/04/2023 11:10
	SW-846 9214 (Total)				08/11/2023 15:09



Dates Report

<http://www.teklabinc.com/>

Client: Ramboll

Work Order: 23071339

Client Project: BAL-23Q3

Report Date: 11-Oct-23

Sample ID	Client Sample ID Test Name	Collection Date	Received Date	Prep Date/Time	Analysis Date/Time
	SW-846 9251 (Total)				08/18/2023 1:01
23071339-014B	MW-306	08/04/2023 11:10	08/04/2023 15:43		
	Standard Methods 2320 B (Dissolved) 1997, 2011				08/08/2023 13:43
	Standard Methods 2320 B (Dissolved) 1997, 2011				08/08/2023 13:43
	Standard Methods 4500-NO2 B (Dissolved) 2000, 2011				08/04/2023 19:33
	Standard Methods 4500-NO3 F (Dissolved) 2000, 2011				08/04/2023 19:31
	Standard Methods 4500-NO3 F (Dissolved) 2000, 2011				08/04/2023 21:10
	Standard Methods 4500-P E (Dissolved) 1999, 2011				08/04/2023 17:29
	Standard Methods 4500-P E (Dissolved) 1999				08/04/2023 18:07
	SW-846 9036 (Dissolved)				08/11/2023 23:12
	SW-846 9251 (Dissolved)				08/11/2023 23:18
23071339-014C	MW-306	08/04/2023 11:10	08/04/2023 15:43		
	SW-846 3005A, 6010B, Metals by ICP (Total)			08/05/2023 9:00	08/07/2023 17:46
	SW-846 3005A, 6010B, Metals by ICP (Total)			08/05/2023 9:00	08/08/2023 19:09
	SW-846 3005A, 6020A, Metals by ICPMS (Total)			08/05/2023 9:00	08/08/2023 16:25
	SW-846 3005A, 6020A, Metals by ICPMS (Total)			08/05/2023 9:00	09/14/2023 11:45
	SW-846 7470A (Total)			08/05/2023 11:29	08/07/2023 13:13
23071339-014D	MW-306	08/04/2023 11:10	08/04/2023 15:43		
	SW-846 3005A, 6010B, Metals by ICP (Dissolved)			08/04/2023 18:38	08/07/2023 14:00
	SW-846 3005A, 6020A, Metals by ICPMS (Dissolved)			08/04/2023 18:38	09/14/2023 16:54
23071339-014E	MW-306	08/04/2023 11:10	08/04/2023 15:43		
	SW-846 9060A				08/26/2023 22:29
23071339-014F	MW-306	08/04/2023 11:10	08/04/2023 15:43		
	SW-846 9060A				08/19/2023 2:11
23071339-018A	MW-356	08/03/2023 13:22	08/03/2023 17:50		
	Ferrous Iron by CHEMets Kit				08/03/2023 13:22
	Field Elevation Measurements				08/03/2023 13:22
	Standard Methods 2130 B Field				08/03/2023 13:22
	Standard Methods 18th Ed. 2580 B Field				08/03/2023 13:22
	Standard Methods 2320 B (Total) 1997, 2011				08/07/2023 10:36
	Standard Methods 2320 B 1997, 2011				08/07/2023 10:36
	Standard Methods 2510 B Field				08/03/2023 13:22
	Standard Methods 2540 C (Total) 1997, 2011				08/07/2023 9:51
	Standard Methods 2550 B Field				08/03/2023 13:22
	Standard Methods 4500-NO2 B (Total) 2000, 2011				08/04/2023 14:38
	Standard Methods 4500-NO3 F (Total) 2000, 2011				08/04/2023 16:28
	Standard Methods 4500-NO3 F (Total) 2000, 2011				08/04/2023 21:10



Dates Report

<http://www.teklabinc.com/>

Client: Ramboll

Work Order: 23071339

Client Project: BAL-23Q3

Report Date: 11-Oct-23

Sample ID	Client Sample ID Test Name	Collection Date	Received Date	Prep Date/Time	Analysis Date/Time
	Standard Methods 4500-O G Field				08/03/2023 13:22
	Standard Methods 4500-P E 1999				08/04/2023 18:07
	Standard Methods 4500-P E 1999, 2011				08/04/2023 11:49
	SW-846 9036 (Total)				08/16/2023 16:31
	SW-846 9040B Field				08/03/2023 13:22
	SW-846 9214 (Total)				08/07/2023 11:18
	SW-846 9251 (Total)				08/16/2023 16:31
23071339-018B	MW-356	08/03/2023 13:22	08/03/2023 17:50		
	Standard Methods 2320 B (Dissolved) 1997, 2011				08/07/2023 8:34
	Standard Methods 2320 B (Dissolved) 1997, 2011				08/07/2023 8:34
	Standard Methods 4500-NO2 B (Dissolved) 2000, 2011				08/04/2023 14:31
	Standard Methods 4500-NO3 F (Dissolved) 2000, 2011				08/04/2023 15:35
	Standard Methods 4500-NO3 F (Dissolved) 2000, 2011				08/04/2023 21:10
	Standard Methods 4500-P E (Dissolved) 1999, 2011				08/04/2023 11:49
	Standard Methods 4500-P E (Dissolved) 1999				08/04/2023 18:07
	SW-846 9036 (Dissolved)				08/12/2023 0:13
	SW-846 9251 (Dissolved)				08/12/2023 0:14
23071339-018C	MW-356	08/03/2023 13:22	08/03/2023 17:50		
	SW-846 3005A, 6010B, Metals by ICP (Total)			08/05/2023 9:00	08/07/2023 17:58
	SW-846 3005A, 6010B, Metals by ICP (Total)			08/05/2023 9:00	08/08/2023 19:12
	SW-846 3005A, 6020A, Metals by ICPMS (Total)			08/05/2023 9:00	08/08/2023 17:15
	SW-846 3005A, 6020A, Metals by ICPMS (Total)			08/05/2023 9:00	09/14/2023 11:56
	SW-846 7470A (Total)			08/05/2023 11:29	08/07/2023 13:17
23071339-018D	MW-356	08/03/2023 13:22	08/03/2023 17:50		
	SW-846 3005A, 6010B, Metals by ICP (Dissolved)			08/04/2023 18:38	08/07/2023 14:03
23071339-018E	MW-356	08/03/2023 13:22	08/03/2023 17:50		
	SW-846 9060A				08/26/2023 23:59
23071339-018F	MW-356	08/03/2023 13:22	08/03/2023 17:50		
	SW-846 9060A				08/19/2023 3:33
23071339-019A	MW-358	08/07/2023 17:34	08/07/2023 16:08		
	Standard Methods 2320 B (Total) 1997, 2011				08/08/2023 16:32
	Standard Methods 2320 B 1997, 2011				08/08/2023 16:32
	Standard Methods 2540 C (Total) 1997, 2011				08/10/2023 10:24
	Standard Methods 4500-NO2 B (Total) 2000, 2011				08/08/2023 21:36
	Standard Methods 4500-NO3 F (Total) 2000, 2011				08/14/2023 17:44
	Standard Methods 4500-NO3 F (Total) 2000, 2011				08/14/2023 17:44
	Standard Methods 4500-P E 1999				08/08/2023 13:59



Dates Report

<http://www.teklabinc.com/>

Client: Ramboll

Work Order: 23071339

Client Project: BAL-23Q3

Report Date: 11-Oct-23

Sample ID	Client Sample ID Test Name	Collection Date	Received Date	Prep Date/Time	Analysis Date/Time
	Standard Methods 4500-P E 1999, 2011				08/08/2023 14:24
	SW-846 9036 (Total)				08/17/2023 14:19
	SW-846 9214 (Total)				08/14/2023 15:00
	SW-846 9251 (Total)				08/16/2023 17:11
23071339-019B	MW-358	08/07/2023 12:31	08/07/2023 16:08		
	Standard Methods 2320 B (Dissolved) 1997, 2011				08/08/2023 15:35
	Standard Methods 2320 B (Dissolved) 1997, 2011				08/08/2023 15:35
	Standard Methods 4500-NO2 B (Dissolved) 2000, 2011				08/08/2023 21:30
	Standard Methods 4500-NO3 F (Dissolved) 2000, 2011				08/11/2023 21:46
	Standard Methods 4500-NO3 F (Dissolved) 2000, 2011				08/11/2023 21:46
	Standard Methods 4500-P E (Dissolved) 1999, 2011				08/08/2023 14:26
	Standard Methods 4500-P E (Dissolved) 1999				08/08/2023 13:59
	SW-846 9036 (Dissolved)				08/15/2023 14:52
	SW-846 9251 (Dissolved)				08/12/2023 0:40
23071339-019C	MW-358	08/07/2023 12:31	08/07/2023 16:08		
	SW-846 3005A, 6010B, Metals by ICP (Total)			08/09/2023 10:50	08/11/2023 17:38
	SW-846 3005A, 6010B, Metals by ICP (Total)			08/09/2023 10:50	08/14/2023 13:09
	SW-846 3005A, 6010B, Metals by ICP (Total)			08/09/2023 10:50	08/15/2023 11:44
	SW-846 3005A, 6020A, Metals by ICPMS (Total)			08/09/2023 10:50	08/11/2023 17:13
	SW-846 3005A, 6020A, Metals by ICPMS (Total)			08/09/2023 10:50	09/15/2023 2:25
	SW-846 3005A, 6020A, Metals by ICPMS (Total)			08/09/2023 10:50	09/15/2023 18:14
	SW-846 7470A (Total)			08/10/2023 10:57	08/11/2023 14:41
23071339-019D	MW-358	08/07/2023 12:31	08/07/2023 16:08		
	SW-846 3005A, 6010B, Metals by ICP (Dissolved)			08/10/2023 11:00	08/11/2023 17:10
	SW-846 3005A, 6010B, Metals by ICP (Dissolved)			08/10/2023 11:00	08/14/2023 12:18
	SW-846 3005A, 6010B, Metals by ICP (Dissolved)			08/10/2023 11:00	08/15/2023 11:43
	SW-846 3005A, 6020A, Metals by ICPMS (Dissolved)			08/10/2023 11:00	09/15/2023 0:03
23071339-019E	MW-358	08/07/2023 12:31	08/07/2023 16:08		
	SW-846 9060A				08/27/2023 0:05
23071339-019F	MW-358	08/07/2023 12:31	08/07/2023 16:08		
	SW-846 9060A				08/19/2023 3:39
23071339-019G	MW-358	08/07/2023 12:31	08/07/2023 16:08		
	Ferrous Iron by CHEMets Kit				08/07/2023 12:31
	Standard Methods 2130 B Field				08/07/2023 12:31
	Standard Methods 18th Ed. 2580 B Field				08/07/2023 12:31
	Standard Methods 2510 B Field				08/07/2023 12:31
	Standard Methods 2550 B Field				08/07/2023 12:31



Dates Report

<http://www.teklabinc.com/>

Client: Ramboll

Work Order: 23071339

Client Project: BAL-23Q3

Report Date: 11-Oct-23

Sample ID	Client Sample ID Test Name	Collection Date	Received Date	Prep Date/Time	Analysis Date/Time
	Standard Methods 4500-O G Field				08/07/2023 12:31
	SW-846 9040B Field				08/07/2023 12:31
23071339-021A	MW-369	08/03/2023 14:33	08/03/2023 17:50		
	Ferrous Iron by CHEMets Kit				08/03/2023 14:33
	Field Elevation Measurements				08/03/2023 14:33
	Standard Methods 2130 B Field				08/03/2023 14:33
	Standard Methods 18th Ed. 2580 B Field				08/03/2023 14:33
	Standard Methods 2320 B (Total) 1997, 2011				08/07/2023 10:43
	Standard Methods 2320 B 1997, 2011				08/07/2023 10:43
	Standard Methods 2510 B Field				08/03/2023 14:33
	Standard Methods 2540 C (Total) 1997, 2011				08/07/2023 9:52
	Standard Methods 2550 B Field				08/03/2023 14:33
	Standard Methods 4500-NO2 B (Total) 2000, 2011				08/04/2023 14:38
	Standard Methods 4500-NO3 F (Total) 2000, 2011				08/04/2023 16:30
	Standard Methods 4500-NO3 F (Total) 2000, 2011				08/04/2023 21:10
	Standard Methods 4500-O G Field				08/03/2023 14:33
	Standard Methods 4500-P E 1999				08/04/2023 18:07
	Standard Methods 4500-P E 1999, 2011				08/04/2023 11:51
	SW-846 9036 (Total)				08/16/2023 17:20
	SW-846 9040B Field				08/03/2023 14:33
	SW-846 9214 (Total)				08/07/2023 11:20
	SW-846 9251 (Total)				08/16/2023 17:22
23071339-021B	MW-369	08/03/2023 14:33	08/03/2023 17:50		
	Standard Methods 2320 B (Dissolved) 1997, 2011				08/07/2023 8:42
	Standard Methods 2320 B (Dissolved) 1997, 2011				08/07/2023 8:42
	Standard Methods 4500-NO2 B (Dissolved) 2000, 2011				08/04/2023 15:57
	Standard Methods 4500-NO3 F (Dissolved) 2000, 2011				08/04/2023 15:37
	Standard Methods 4500-NO3 F (Dissolved) 2000, 2011				08/04/2023 21:10
	Standard Methods 4500-P E (Dissolved) 1999, 2011				08/04/2023 11:54
	Standard Methods 4500-P E (Dissolved) 1999				08/04/2023 18:07
	SW-846 9036 (Dissolved)				08/12/2023 0:50
	SW-846 9251 (Dissolved)				08/12/2023 0:51
23071339-021C	MW-369	08/03/2023 14:33	08/03/2023 17:50		
	SW-846 3005A, 6010B, Metals by ICP (Total)			08/05/2023 9:00	08/07/2023 18:02
	SW-846 3005A, 6010B, Metals by ICP (Total)			08/05/2023 9:00	08/08/2023 19:15
	SW-846 3005A, 6020A, Metals by ICPMS (Total)			08/05/2023 9:00	08/08/2023 17:26
	SW-846 3005A, 6020A, Metals by ICPMS (Total)			08/05/2023 9:00	09/14/2023 12:07
	SW-846 7470A (Total)			08/05/2023 11:29	08/07/2023 13:22



Dates Report

<http://www.teklabinc.com/>

Client: Ramboll

Work Order: 23071339

Client Project: BAL-23Q3

Report Date: 11-Oct-23

Sample ID	Client Sample ID Test Name	Collection Date	Received Date	Prep Date/Time	Analysis Date/Time
23071339-021D	MW-369	08/03/2023 14:33	08/03/2023 17:50		
	SW-846 3005A, 6010B, Metals by ICP (Dissolved)			08/04/2023 18:38	08/07/2023 14:06
	SW-846 3005A, 6020A, Metals by ICPMS (Dissolved)			08/04/2023 18:38	09/14/2023 17:10
23071339-021E	MW-369	08/03/2023 14:33	08/03/2023 17:50		
	SW-846 9060A				08/27/2023 0:25
23071339-021F	MW-369	08/03/2023 14:33	08/03/2023 17:50		
	SW-846 9060A				08/19/2023 3:52
23071339-022A	MW-370	08/03/2023 15:00	08/03/2023 17:50		
	Ferrous Iron by CHEMets Kit				08/03/2023 15:00
	Field Elevation Measurements				08/03/2023 15:00
	Standard Methods 2130 B Field				08/03/2023 15:00
	Standard Methods 18th Ed. 2580 B Field				08/03/2023 15:00
	Standard Methods 2320 B (Total) 1997, 2011				08/07/2023 10:51
	Standard Methods 2320 B 1997, 2011				08/07/2023 10:51
	Standard Methods 2510 B Field				08/03/2023 15:00
	Standard Methods 2540 C (Total) 1997, 2011				08/07/2023 9:53
	Standard Methods 2550 B Field				08/03/2023 15:00
	Standard Methods 4500-NO2 B (Total) 2000, 2011				08/04/2023 14:39
	Standard Methods 4500-NO3 F (Total) 2000, 2011				08/04/2023 16:46
	Standard Methods 4500-NO3 F (Total) 2000, 2011				08/04/2023 21:10
	Standard Methods 4500-O G Field				08/03/2023 15:00
	Standard Methods 4500-P E 1999				08/04/2023 18:07
	Standard Methods 4500-P E 1999, 2011				08/04/2023 11:55
	SW-846 9036 (Total)				08/16/2023 17:28
	SW-846 9040B Field				08/03/2023 15:00
	SW-846 9214 (Total)				08/07/2023 11:22
	SW-846 9251 (Total)				08/16/2023 17:48
23071339-022B	MW-370	08/03/2023 15:00	08/03/2023 17:50		
	Standard Methods 2320 B (Dissolved) 1997, 2011				08/07/2023 8:49
	Standard Methods 2320 B (Dissolved) 1997, 2011				08/07/2023 8:49
	Standard Methods 4500-NO2 B (Dissolved) 2000, 2011				08/04/2023 14:34
	Standard Methods 4500-NO3 F (Dissolved) 2000, 2011				08/04/2023 15:46
	Standard Methods 4500-NO3 F (Dissolved) 2000, 2011				08/04/2023 21:10
	Standard Methods 4500-P E (Dissolved) 1999, 2011				08/04/2023 11:56
	Standard Methods 4500-P E (Dissolved) 1999				08/04/2023 18:07
	SW-846 9036 (Dissolved)				08/12/2023 0:58
	SW-846 9251 (Dissolved)				08/12/2023 1:04



Dates Report

<http://www.teklabinc.com/>

Client: Ramboll

Work Order: 23071339

Client Project: BAL-23Q3

Report Date: 11-Oct-23

Sample ID	Client Sample ID Test Name	Collection Date	Received Date	Prep Date/Time	Analysis Date/Time
23071339-022C	MW-370	08/03/2023 15:00	08/03/2023 17:50		
	SW-846 3005A, 6010B, Metals by ICP (Total)			08/05/2023 9:00	08/07/2023 18:03
	SW-846 3005A, 6010B, Metals by ICP (Total)			08/05/2023 9:00	08/08/2023 19:17
	SW-846 3005A, 6020A, Metals by ICPMS (Total)			08/05/2023 9:00	08/08/2023 17:32
	SW-846 3005A, 6020A, Metals by ICPMS (Total)			08/05/2023 9:00	09/14/2023 12:12
	SW-846 7470A (Total)			08/05/2023 11:29	08/07/2023 13:28
23071339-022D	MW-370	08/03/2023 15:00	08/03/2023 17:50		
	SW-846 3005A, 6010B, Metals by ICP (Dissolved)			08/04/2023 18:38	08/07/2023 14:08
	SW-846 3005A, 6020A, Metals by ICPMS (Dissolved)			08/04/2023 18:38	09/14/2023 17:16
23071339-022E	MW-370	08/03/2023 15:00	08/03/2023 17:50		
	SW-846 9060A				08/27/2023 0:29
23071339-022F	MW-370	08/03/2023 15:00	08/03/2023 17:50		
	SW-846 9060A				08/24/2023 21:50
23071339-025A	MW-382	08/03/2023 15:55	08/03/2023 17:50		
	Ferrous Iron by CHEMets Kit				08/03/2023 15:55
	Field Elevation Measurements				08/03/2023 15:55
	Standard Methods 2130 B Field				08/03/2023 15:55
	Standard Methods 18th Ed. 2580 B Field				08/03/2023 15:55
	Standard Methods 2320 B (Total) 1997, 2011				08/07/2023 11:05
	Standard Methods 2320 B 1997, 2011				08/07/2023 11:05
	Standard Methods 2510 B Field				08/03/2023 15:55
	Standard Methods 2540 C (Total) 1997, 2011				08/07/2023 10:14
	Standard Methods 2550 B Field				08/03/2023 15:55
	Standard Methods 4500-NO2 B (Total) 2000, 2011				08/04/2023 15:59
	Standard Methods 4500-NO3 F (Total) 2000, 2011				08/04/2023 17:54
	Standard Methods 4500-NO3 F (Total) 2000, 2011				08/04/2023 21:10
	Standard Methods 4500-O G Field				08/03/2023 15:55
	Standard Methods 4500-P E 1999				08/04/2023 18:07
	Standard Methods 4500-P E 1999, 2011				08/04/2023 14:19
	SW-846 9036 (Total)				08/16/2023 18:06
	SW-846 9040B Field				08/03/2023 15:55
	SW-846 9214 (Total)				08/07/2023 11:24
	SW-846 9251 (Total)				08/16/2023 18:12
23071339-025B	MW-382	08/03/2023 15:55	08/03/2023 17:50		
	Standard Methods 2320 B (Dissolved) 1997, 2011				08/07/2023 8:56
	Standard Methods 2320 B (Dissolved) 1997, 2011				08/07/2023 8:56
	Standard Methods 4500-NO2 B (Dissolved) 2000, 2011				08/04/2023 14:33



Dates Report

<http://www.teklabinc.com/>

Client: Ramboll

Work Order: 23071339

Client Project: BAL-23Q3

Report Date: 11-Oct-23

Sample ID	Client Sample ID Test Name	Collection Date	Received Date	Prep Date/Time	Analysis Date/Time
	Standard Methods 4500-NO3 F (Dissolved) 2000, 2011				08/04/2023 15:48
	Standard Methods 4500-NO3 F (Dissolved) 2000, 2011				08/04/2023 21:10
	Standard Methods 4500-P E (Dissolved) 1999, 2011				08/04/2023 11:59
	Standard Methods 4500-P E (Dissolved) 1999				08/04/2023 18:07
	SW-846 9036 (Dissolved)				08/12/2023 2:23
	SW-846 9251 (Dissolved)				08/12/2023 2:19
23071339-025C	MW-382	08/03/2023 15:55	08/03/2023 17:50		
	SW-846 3005A, 6010B, Metals by ICP (Total)			08/05/2023 9:00	08/07/2023 18:05
	SW-846 3005A, 6010B, Metals by ICP (Total)			08/05/2023 9:00	08/08/2023 19:28
	SW-846 3005A, 6010B, Metals by ICP (Total)			08/05/2023 9:00	08/10/2023 10:48
	SW-846 3005A, 6020A, Metals by ICPMS (Total)			08/05/2023 9:00	08/08/2023 17:37
	SW-846 3005A, 6020A, Metals by ICPMS (Total)			08/05/2023 9:00	09/14/2023 12:17
	SW-846 7470A (Total)			08/05/2023 11:29	08/07/2023 13:31
23071339-025D	MW-382	08/03/2023 15:55	08/03/2023 17:50		
	SW-846 3005A, 6010B, Metals by ICP (Dissolved)			08/04/2023 18:38	08/07/2023 14:26
	SW-846 3005A, 6020A, Metals by ICPMS (Dissolved)			08/04/2023 18:38	09/14/2023 17:21
23071339-025E	MW-382	08/03/2023 15:55	08/03/2023 17:50		
	SW-846 9060A				08/27/2023 0:41
23071339-025F	MW-382	08/03/2023 15:55	08/03/2023 17:50		
	SW-846 9060A				08/24/2023 22:41
23071339-030A	MW-392	08/03/2023 12:21	08/03/2023 17:50		
	Ferrous Iron by CHEMets Kit				08/03/2023 12:21
	Standard Methods 2130 B Field				08/03/2023 12:21
	Standard Methods 18th Ed. 2580 B Field				08/03/2023 12:21
	Standard Methods 2320 B (Total) 1997, 2011				08/07/2023 11:29
	Standard Methods 2320 B 1997, 2011				08/07/2023 11:29
	Standard Methods 2510 B Field				08/03/2023 12:21
	Standard Methods 2540 C (Total) 1997, 2011				08/07/2023 10:15
	Standard Methods 2550 B Field				08/03/2023 12:21
	Standard Methods 4500-NO2 B (Total) 2000, 2011				08/04/2023 14:40
	Standard Methods 4500-NO3 F (Total) 2000, 2011				08/04/2023 16:52
	Standard Methods 4500-NO3 F (Total) 2000, 2011				08/04/2023 21:10
	Standard Methods 4500-O G Field				08/03/2023 12:21
	Standard Methods 4500-P E 1999				08/04/2023 18:07
	Standard Methods 4500-P E 1999, 2011				08/04/2023 12:35
	SW-846 9036 (Total)				08/16/2023 19:00
	SW-846 9040B Field				08/03/2023 12:21



Dates Report

<http://www.teklabinc.com/>

Client: Ramboll

Work Order: 23071339

Client Project: BAL-23Q3

Report Date: 11-Oct-23

Sample ID	Client Sample ID Test Name	Collection Date	Received Date	Prep Date/Time	Analysis Date/Time
	SW-846 9214 (Total)				08/07/2023 11:29
	SW-846 9251 (Total)				08/16/2023 19:06
23071339-030B	MW-392	08/03/2023 12:21	08/03/2023 17:50		
	Standard Methods 2320 B (Dissolved) 1997, 2011				08/07/2023 9:20
	Standard Methods 2320 B (Dissolved) 1997, 2011				08/07/2023 9:20
	Standard Methods 4500-NO2 B (Dissolved) 2000, 2011				08/04/2023 14:35
	Standard Methods 4500-NO3 F (Dissolved) 2000, 2011				08/04/2023 16:08
	Standard Methods 4500-NO3 F (Dissolved) 2000, 2011				08/04/2023 21:10
	Standard Methods 4500-P E (Dissolved) 1999, 2011				08/04/2023 12:36
	Standard Methods 4500-P E (Dissolved) 1999				08/04/2023 18:07
	SW-846 9036 (Dissolved)				08/15/2023 15:03
	SW-846 9251 (Dissolved)				08/15/2023 16:35
23071339-030C	MW-392	08/03/2023 12:21	08/03/2023 17:50		
	SW-846 3005A, 6010B, Metals by ICP (Total)			08/05/2023 9:26	08/07/2023 18:30
	SW-846 3005A, 6010B, Metals by ICP (Total)			08/05/2023 9:26	08/08/2023 18:22
	SW-846 3005A, 6020A, Metals by ICPMS (Total)			08/05/2023 9:26	08/08/2023 19:57
	SW-846 3005A, 6020A, Metals by ICPMS (Total)			08/05/2023 9:26	08/11/2023 14:27
	SW-846 3005A, 6020A, Metals by ICPMS (Total)			08/05/2023 9:26	09/14/2023 13:17
	SW-846 3005A, 6020A, Metals by ICPMS (Total)			08/05/2023 9:26	09/15/2023 14:21
	SW-846 7470A (Total)			08/05/2023 11:29	08/07/2023 13:46
23071339-030D	MW-392	08/03/2023 12:21	08/03/2023 17:50		
	SW-846 3005A, 6010B, Metals by ICP (Dissolved)			08/04/2023 18:39	08/07/2023 14:38
	SW-846 3005A, 6020A, Metals by ICPMS (Dissolved)			08/04/2023 18:39	09/14/2023 0:09
23071339-030E	MW-392	08/03/2023 12:21	08/03/2023 17:50		
	SW-846 9060A				08/27/2023 1:41
23071339-030F	MW-392	08/03/2023 12:21	08/03/2023 17:50		
	SW-846 9060A				08/26/2023 17:11
23071339-031A	MW-393	08/03/2023 11:43	08/03/2023 17:50		
	Ferrous Iron by CHEMets Kit				08/03/2023 11:43
	Standard Methods 2130 B Field				08/03/2023 11:43
	Standard Methods 18th Ed. 2580 B Field				08/03/2023 11:43
	Standard Methods 2320 B (Total) 1997, 2011				08/07/2023 11:36
	Standard Methods 2320 B 1997, 2011				08/07/2023 11:36
	Standard Methods 2510 B Field				08/03/2023 11:43
	Standard Methods 2540 C (Total) 1997, 2011				08/07/2023 10:15
	Standard Methods 2550 B Field				08/03/2023 11:43
	Standard Methods 4500-NO2 B (Total) 2000, 2011				08/04/2023 14:40



Dates Report

<http://www.teklabinc.com/>

Client: Ramboll

Work Order: 23071339

Client Project: BAL-23Q3

Report Date: 11-Oct-23

Sample ID	Client Sample ID Test Name	Collection Date	Received Date	Prep Date/Time	Analysis Date/Time
	Standard Methods 4500-NO3 F (Total) 2000, 2011				08/04/2023 16:55
	Standard Methods 4500-NO3 F (Total) 2000, 2011				08/04/2023 21:10
	Standard Methods 4500-O G Field				08/03/2023 11:43
	Standard Methods 4500-P E 1999				08/04/2023 18:07
	Standard Methods 4500-P E 1999, 2011				08/04/2023 12:36
	SW-846 9036 (Total)				08/17/2023 14:55
	SW-846 9040B Field				08/03/2023 11:43
	SW-846 9214 (Total)				08/07/2023 11:39
	SW-846 9251 (Total)				08/16/2023 19:08
23071339-031B	MW-393	08/03/2023 11:43	08/03/2023 17:50		
	Standard Methods 2320 B (Dissolved) 1997, 2011				08/07/2023 9:27
	Standard Methods 2320 B (Dissolved) 1997, 2011				08/07/2023 9:27
	Standard Methods 4500-NO2 B (Dissolved) 2000, 2011				08/04/2023 14:36
	Standard Methods 4500-NO3 F (Dissolved) 2000, 2011				08/04/2023 16:11
	Standard Methods 4500-NO3 F (Dissolved) 2000, 2011				08/04/2023 21:10
	Standard Methods 4500-P E (Dissolved) 1999, 2011				08/04/2023 12:37
	Standard Methods 4500-P E (Dissolved) 1999				08/04/2023 18:07
	SW-846 9036 (Dissolved)				08/15/2023 17:09
	SW-846 9251 (Dissolved)				08/12/2023 3:39
23071339-031C	MW-393	08/03/2023 11:43	08/03/2023 17:50		
	SW-846 3005A, 6010B, Metals by ICP (Total)			08/05/2023 9:26	08/07/2023 18:31
	SW-846 3005A, 6010B, Metals by ICP (Total)			08/05/2023 9:26	08/08/2023 18:23
	SW-846 3005A, 6020A, Metals by ICPMS (Total)			08/05/2023 9:26	08/08/2023 20:02
	SW-846 3005A, 6020A, Metals by ICPMS (Total)			08/05/2023 9:26	08/11/2023 14:33
	SW-846 3005A, 6020A, Metals by ICPMS (Total)			08/05/2023 9:26	09/14/2023 13:22
	SW-846 3005A, 6020A, Metals by ICPMS (Total)			08/05/2023 9:26	09/15/2023 14:27
	SW-846 7470A (Total)			08/05/2023 11:29	08/07/2023 13:49
23071339-031D	MW-393	08/03/2023 11:43	08/03/2023 17:50		
	SW-846 3005A, 6010B, Metals by ICP (Dissolved)			08/04/2023 18:39	08/07/2023 14:53
	SW-846 3005A, 6020A, Metals by ICPMS (Dissolved)			08/04/2023 18:39	09/14/2023 0:15
23071339-031E	MW-393	08/03/2023 11:43	08/03/2023 17:50		
	SW-846 9060A				08/27/2023 1:47
23071339-031F	MW-393	08/03/2023 11:43	08/03/2023 17:50		
	SW-846 9060A				08/26/2023 17:17
23071339-032A	MW-394	08/03/2023 11:07	08/03/2023 17:50		
	Ferrous Iron by CHEMets Kit				08/03/2023 11:07
	Standard Methods 2130 B Field				08/03/2023 11:07



Dates Report

<http://www.teklabinc.com/>

Client: Ramboll

Work Order: 23071339

Client Project: BAL-23Q3

Report Date: 11-Oct-23

Sample ID	Client Sample ID Test Name	Collection Date	Received Date	Prep Date/Time	Analysis Date/Time
	Standard Methods 18th Ed. 2580 B Field				08/03/2023 11:07
	Standard Methods 2320 B (Total) 1997, 2011				08/07/2023 11:45
	Standard Methods 2320 B 1997, 2011				08/07/2023 11:45
	Standard Methods 2510 B Field				08/03/2023 11:07
	Standard Methods 2540 C (Total) 1997, 2011				08/07/2023 10:35
	Standard Methods 2550 B Field				08/03/2023 11:07
	Standard Methods 4500-NO2 B (Total) 2000, 2011				08/04/2023 14:41
	Standard Methods 4500-NO3 F (Total) 2000, 2011				08/04/2023 17:03
	Standard Methods 4500-NO3 F (Total) 2000, 2011				08/04/2023 21:10
	Standard Methods 4500-O G Field				08/03/2023 11:07
	Standard Methods 4500-P E 1999				08/04/2023 18:07
	Standard Methods 4500-P E 1999, 2011				08/04/2023 12:39
	SW-846 9036 (Total)				08/16/2023 19:16
	SW-846 9040B Field				08/03/2023 11:07
	SW-846 9214 (Total)				08/07/2023 11:41
	SW-846 9251 (Total)				08/16/2023 19:16
23071339-032B	MW-394	08/03/2023 11:07	08/03/2023 17:50		
	Standard Methods 2320 B (Dissolved) 1997, 2011				08/07/2023 9:36
	Standard Methods 2320 B (Dissolved) 1997, 2011				08/07/2023 9:36
	Standard Methods 4500-NO2 B (Dissolved) 2000, 2011				08/04/2023 14:36
	Standard Methods 4500-NO3 F (Dissolved) 2000, 2011				08/04/2023 16:13
	Standard Methods 4500-NO3 F (Dissolved) 2000, 2011				08/04/2023 21:10
	Standard Methods 4500-P E (Dissolved) 1999, 2011				08/04/2023 12:40
	Standard Methods 4500-P E (Dissolved) 1999				08/04/2023 18:07
	SW-846 9036 (Dissolved)				08/12/2023 4:02
	SW-846 9251 (Dissolved)				08/12/2023 4:03
23071339-032C	MW-394	08/03/2023 11:07	08/03/2023 17:50		
	SW-846 3005A, 6010B, Metals by ICP (Total)			08/05/2023 9:26	08/07/2023 18:33
	SW-846 3005A, 6010B, Metals by ICP (Total)			08/05/2023 9:26	08/08/2023 18:25
	SW-846 3005A, 6020A, Metals by ICPMS (Total)			08/05/2023 9:26	08/08/2023 20:08
	SW-846 3005A, 6020A, Metals by ICPMS (Total)			08/05/2023 9:26	08/11/2023 14:38
	SW-846 3005A, 6020A, Metals by ICPMS (Total)			08/05/2023 9:26	09/14/2023 14:22
	SW-846 3005A, 6020A, Metals by ICPMS (Total)			08/05/2023 9:26	09/15/2023 14:32
	SW-846 7470A (Total)			08/05/2023 11:34	08/07/2023 15:22
23071339-032D	MW-394	08/03/2023 11:07	08/03/2023 17:50		
	SW-846 3005A, 6010B, Metals by ICP (Dissolved)			08/04/2023 18:39	08/07/2023 14:55
	SW-846 3005A, 6020A, Metals by ICPMS (Dissolved)			08/04/2023 18:39	09/14/2023 0:20



Dates Report

<http://www.teklabinc.com/>

Client: Ramboll

Work Order: 23071339

Client Project: BAL-23Q3

Report Date: 11-Oct-23

Sample ID	Client Sample ID Test Name	Collection Date	Received Date	Prep Date/Time	Analysis Date/Time
23071339-032E	MW-394	08/03/2023 11:07	08/03/2023 17:50		
	SW-846 9060A				08/27/2023 2:59
23071339-032F	MW-394	08/03/2023 11:07	08/03/2023 17:50		
	SW-846 9060A				08/26/2023 17:23
23071339-035A	OW-256	08/03/2023 14:07	08/03/2023 17:50		
	Ferrous Iron by CHEMets Kit				08/03/2023 14:07
	Field Elevation Measurements				08/03/2023 14:07
	Standard Methods 2130 B Field				08/03/2023 14:07
	Standard Methods 18th Ed. 2580 B Field				08/03/2023 14:07
	Standard Methods 2320 B (Total) 1997, 2011				08/07/2023 11:54
	Standard Methods 2320 B 1997, 2011				08/07/2023 11:54
	Standard Methods 2510 B Field				08/03/2023 14:07
	Standard Methods 2540 C (Total) 1997, 2011				08/07/2023 10:35
	Standard Methods 2550 B Field				08/03/2023 14:07
	Standard Methods 4500-NO2 B (Total) 2000, 2011				08/04/2023 14:41
	Standard Methods 4500-NO3 F (Total) 2000, 2011				08/04/2023 17:05
	Standard Methods 4500-NO3 F (Total) 2000, 2011				08/04/2023 21:10
	Standard Methods 4500-O G Field				08/03/2023 14:07
	Standard Methods 4500-P E 1999				08/04/2023 18:07
	Standard Methods 4500-P E 1999, 2011				08/04/2023 12:44
	SW-846 9036 (Total)				08/16/2023 19:40
	SW-846 9040B Field				08/03/2023 14:07
	SW-846 9214 (Total)				08/07/2023 11:43
	SW-846 9251 (Total)				08/16/2023 19:40
23071339-035B	OW-256	08/03/2023 14:07	08/03/2023 17:50		
	Standard Methods 2320 B (Dissolved) 1997, 2011				08/07/2023 9:44
	Standard Methods 2320 B (Dissolved) 1997, 2011				08/07/2023 9:44
	Standard Methods 4500-NO2 B (Dissolved) 2000, 2011				08/04/2023 14:36
	Standard Methods 4500-NO3 F (Dissolved) 2000, 2011				08/04/2023 16:15
	Standard Methods 4500-NO3 F (Dissolved) 2000, 2011				08/04/2023 21:10
	Standard Methods 4500-P E (Dissolved) 1999, 2011				08/04/2023 12:44
	Standard Methods 4500-P E (Dissolved) 1999				08/04/2023 18:07
	SW-846 9036 (Dissolved)				08/16/2023 13:45
	SW-846 9251 (Dissolved)				08/15/2023 22:40
23071339-035C	OW-256	08/03/2023 14:07	08/03/2023 17:50		
	SW-846 3005A, 6010B, Metals by ICP (Total)			08/05/2023 9:26	08/07/2023 18:34
	SW-846 3005A, 6010B, Metals by ICP (Total)			08/05/2023 9:26	08/08/2023 18:27



Dates Report

<http://www.teklabinc.com/>

Client: Ramboll

Work Order: 23071339

Client Project: BAL-23Q3

Report Date: 11-Oct-23

Sample ID	Client Sample ID Test Name	Collection Date	Received Date	Prep Date/Time	Analysis Date/Time
	SW-846 3005A, 6020A, Metals by ICPMS (Total)			08/05/2023 9:26	08/08/2023 20:14
	SW-846 3005A, 6020A, Metals by ICPMS (Total)			08/05/2023 9:26	08/11/2023 15:24
	SW-846 3005A, 6020A, Metals by ICPMS (Total)			08/05/2023 9:26	09/14/2023 14:28
	SW-846 3005A, 6020A, Metals by ICPMS (Total)			08/05/2023 9:26	09/15/2023 14:37
	SW-846 7470A (Total)			08/05/2023 11:34	08/07/2023 15:25
23071339-035D	OW-256	08/03/2023 14:07	08/03/2023 17:50		
	SW-846 3005A, 6010B, Metals by ICP (Dissolved)			08/04/2023 18:39	08/07/2023 14:57
	SW-846 3005A, 6020A, Metals by ICPMS (Dissolved)			08/04/2023 18:39	09/14/2023 0:25
23071339-035E	OW-256	08/03/2023 14:07	08/03/2023 17:50		
	SW-846 9060A				08/27/2023 3:05
23071339-035F	OW-256	08/03/2023 14:07	08/03/2023 17:50		
	SW-846 9060A				08/26/2023 17:29
23071339-037A	PZ-170	08/04/2023 11:16	08/15/2023 14:54		
	Ferrous Iron by CHEMets Kit				08/04/2023 11:16
	Field Elevation Measurements				08/04/2023 11:16
	Standard Methods 2130 B Field				08/04/2023 11:16
	Standard Methods 18th Ed. 2580 B Field				08/04/2023 11:16
	Standard Methods 2510 B Field				08/04/2023 11:16
	Standard Methods 2550 B Field				08/04/2023 11:16
	Standard Methods 4500-O G Field				08/04/2023 11:16
	SW-846 9040B Field				08/04/2023 11:16
23071339-037B	PZ-170	08/04/2023 11:16	08/04/2023 15:43		
	Standard Methods 2320 B (Dissolved) 1997, 2011				08/08/2023 14:19
	Standard Methods 2320 B (Dissolved) 1997, 2011				08/08/2023 14:19
	Standard Methods 4500-NO2 B (Dissolved) 2000, 2011				08/04/2023 19:35
	Standard Methods 4500-NO3 F (Dissolved) 2000, 2011				08/04/2023 20:02
	Standard Methods 4500-NO3 F (Dissolved) 2000, 2011				08/04/2023 21:10
	Standard Methods 4500-P E (Dissolved) 1999, 2011				08/04/2023 17:33
	Standard Methods 4500-P E (Dissolved) 1999				08/04/2023 18:07
	SW-846 9036 (Dissolved)				08/15/2023 22:55
	SW-846 9251 (Dissolved)				08/15/2023 22:56
23071339-037D	PZ-170	08/04/2023 11:16	08/04/2023 15:43		
	SW-846 3005A, 6010B, Metals by ICP (Dissolved)			08/04/2023 18:39	08/07/2023 14:58
	SW-846 3005A, 6020A, Metals by ICPMS (Dissolved)			08/04/2023 18:39	09/14/2023 0:42
23071339-037F	PZ-170	08/04/2023 11:16	08/04/2023 15:43		
	SW-846 9060A				08/26/2023 17:35
23071339-039A	TPZ-164	08/07/2023 13:03	08/07/2023 16:08		



Dates Report

<http://www.teklabinc.com/>

Client: Ramboll

Work Order: 23071339

Client Project: BAL-23Q3

Report Date: 11-Oct-23

Sample ID	Client Sample ID Test Name	Collection Date	Received Date	Prep Date/Time	Analysis Date/Time
	Ferrous Iron by CHEMets Kit				08/07/2023 13:03
	Field Elevation Measurements				08/07/2023 13:03
	Standard Methods 2320 B (Total) 1997, 2011				08/08/2023 16:57
	Standard Methods 2320 B 1997, 2011				08/08/2023 16:57
	Standard Methods 2540 C (Total) 1997, 2011				08/10/2023 10:25
	Standard Methods 4500-NO2 B (Total) 2000, 2011				08/08/2023 21:37
	Standard Methods 4500-NO3 F (Total) 2000, 2011				08/14/2023 17:46
	Standard Methods 4500-NO3 F (Total) 2000, 2011				08/14/2023 17:46
	Standard Methods 4500-P E 1999				08/08/2023 13:59
	Standard Methods 4500-P E 1999, 2011				08/08/2023 14:21
	SW-846 9036 (Total)				08/16/2023 20:08
	SW-846 9040B Field				08/07/2023 13:03
	SW-846 9214 (Total)				08/14/2023 11:33
	SW-846 9251 (Total)				08/16/2023 20:10
23071339-040A	XPW01	08/03/2023 12:39	08/03/2023 17:50		
	Ferrous Iron by CHEMets Kit				08/03/2023 12:39
	Field Elevation Measurements				08/03/2023 12:39
	Standard Methods 2320 B (Total) 1997, 2011				08/07/2023 12:05
	Standard Methods 2320 B 1997, 2011				08/07/2023 12:05
	Standard Methods 2540 C (Total) 1997, 2011				08/07/2023 10:36
	Standard Methods 4500-NO2 B (Total) 2000, 2011				08/04/2023 14:42
	Standard Methods 4500-NO3 F (Total) 2000, 2011				08/04/2023 17:21
	Standard Methods 4500-NO3 F (Total) 2000, 2011				08/04/2023 21:10
	Standard Methods 4500-P E 1999				08/04/2023 18:07
	Standard Methods 4500-P E 1999, 2011				08/04/2023 12:48
	SW-846 9036 (Total)				08/16/2023 20:30
	SW-846 9040B Field				08/03/2023 12:39
	SW-846 9214 (Total)				08/07/2023 11:45
	SW-846 9251 (Total)				08/16/2023 20:31
23071339-041A	XPW05	08/03/2023 13:14	08/03/2023 17:50		
	Ferrous Iron by CHEMets Kit				08/03/2023 13:14
	Field Elevation Measurements				08/03/2023 13:14
	Standard Methods 2320 B (Total) 1997, 2011				08/07/2023 12:11
	Standard Methods 2320 B 1997, 2011				08/07/2023 12:11
	Standard Methods 2540 C (Total) 1997, 2011				08/07/2023 10:36
	Standard Methods 4500-NO2 B (Total) 2000, 2011				08/04/2023 16:00
	Standard Methods 4500-NO3 F (Total) 2000, 2011				08/04/2023 18:03
	Standard Methods 4500-NO3 F (Total) 2000, 2011				08/04/2023 21:10



Dates Report

<http://www.teklabinc.com/>

Client: Ramboll

Work Order: 23071339

Client Project: BAL-23Q3

Report Date: 11-Oct-23

Sample ID	Client Sample ID Test Name	Collection Date	Received Date	Prep Date/Time	Analysis Date/Time
	Standard Methods 4500-P E 1999				08/10/2023 0:00
	Standard Methods 4500-P E 1999, 2011				08/04/2023 14:06
	SW-846 9036 (Total)				08/16/2023 20:38
	SW-846 9040B Field				08/03/2023 13:14
	SW-846 9214 (Total)				08/07/2023 11:47
	SW-846 9251 (Total)				08/16/2023 20:39
23071339-042A	XPW06	08/03/2023 13:39	08/03/2023 17:50		
	Ferrous Iron by CHEMets Kit				08/03/2023 13:39
	Field Elevation Measurements				08/03/2023 13:39
	Standard Methods 2320 B (Total) 1997, 2011				08/07/2023 12:17
	Standard Methods 2320 B 1997, 2011				08/07/2023 12:17
	Standard Methods 2540 C (Total) 1997, 2011				08/07/2023 10:36
	Standard Methods 4500-NO2 B (Total) 2000, 2011				08/04/2023 16:01
	Standard Methods 4500-NO3 F (Total) 2000, 2011				08/04/2023 18:05
	Standard Methods 4500-NO3 F (Total) 2000, 2011				08/04/2023 21:10
	Standard Methods 4500-P E 1999				08/04/2023 18:07
	Standard Methods 4500-P E 1999, 2011				08/04/2023 14:18
	SW-846 9036 (Total)				08/16/2023 20:51
	SW-846 9040B Field				08/03/2023 13:39
	SW-846 9214 (Total)				08/07/2023 11:49
	SW-846 9251 (Total)				08/18/2023 1:36
23071339-043A	Field Blank	08/07/2023 13:30	08/07/2023 16:08		
	Standard Methods 2320 B (Total) 1997, 2011				08/08/2023 17:04
	Standard Methods 2320 B 1997, 2011				08/08/2023 17:04
	Standard Methods 2540 C (Total) 1997, 2011				08/10/2023 10:25
	Standard Methods 4500-NO2 B (Total) 2000, 2011				08/08/2023 21:37
	Standard Methods 4500-NO3 F (Total) 2000, 2011				08/14/2023 17:48
	Standard Methods 4500-NO3 F (Total) 2000, 2011				08/14/2023 17:48
	Standard Methods 4500-P E 1999				08/08/2023 13:59
	Standard Methods 4500-P E 1999, 2011				08/08/2023 14:23
	SW-846 9036 (Total)				08/16/2023 20:53
	SW-846 9214 (Total)				08/14/2023 11:35
	SW-846 9251 (Total)				08/16/2023 20:55
23071339-043B	Field Blank	08/07/2023 13:30	08/07/2023 16:08		
	Standard Methods 2320 B (Dissolved) 1997, 2011				08/08/2023 16:06
	Standard Methods 2320 B (Dissolved) 1997, 2011				08/08/2023 16:06
	Standard Methods 4500-NO2 B (Dissolved) 2000, 2011				08/08/2023 21:32
	Standard Methods 4500-NO3 F (Dissolved) 2000, 2011				08/11/2023 21:57



Dates Report

<http://www.teklabinc.com/>

Client: Ramboll

Work Order: 23071339

Client Project: BAL-23Q3

Report Date: 11-Oct-23

Sample ID	Client Sample ID Test Name	Collection Date	Received Date	Prep Date/Time	Analysis Date/Time
	Standard Methods 4500-NO3 F (Dissolved) 2000, 2011				08/11/2023 21:57
	Standard Methods 4500-P E (Dissolved) 1999, 2011				08/08/2023 14:23
	Standard Methods 4500-P E (Dissolved) 1999				08/08/2023 13:59
	SW-846 9036 (Dissolved)				08/15/2023 23:51
	SW-846 9251 (Dissolved)				08/15/2023 23:52
23071339-043C	Field Blank	08/07/2023 13:30	08/07/2023 16:08		
	SW-846 3005A, 6010B, Metals by ICP (Total)			08/09/2023 10:50	08/11/2023 17:45
	SW-846 3005A, 6010B, Metals by ICP (Total)			08/09/2023 10:50	08/14/2023 13:11
	SW-846 3005A, 6020A, Metals by ICPMS (Total)			08/09/2023 10:50	08/11/2023 17:58
	SW-846 3005A, 6020A, Metals by ICPMS (Total)			08/09/2023 10:50	09/15/2023 2:47
	SW-846 3005A, 6020A, Metals by ICPMS (Total)			08/09/2023 10:50	09/15/2023 18:36
	SW-846 7470A (Total)			08/10/2023 10:57	08/11/2023 15:02
23071339-043D	Field Blank	08/07/2023 13:30	08/07/2023 16:08		
	SW-846 3005A, 6010B, Metals by ICP (Dissolved)			08/10/2023 11:00	08/11/2023 17:19
	SW-846 3005A, 6010B, Metals by ICP (Dissolved)			08/10/2023 11:00	08/14/2023 12:31
	SW-846 3005A, 6020A, Metals by ICPMS (Dissolved)			08/10/2023 11:00	09/15/2023 1:19
23071339-043E	Field Blank	08/07/2023 13:30	08/07/2023 16:08		
	SW-846 9060A				08/27/2023 3:47
23071339-043F	Field Blank	08/07/2023 13:30	08/07/2023 16:08		
	SW-846 9060A				08/26/2023 20:47
23071339-044A	MW-304 Duplicate	08/03/2023 15:10	08/03/2023 17:50		
	Ferrous Iron by CHEMets Kit				08/03/2023 15:10
	Field Elevation Measurements				08/03/2023 15:10
	Standard Methods 2130 B Field				08/03/2023 15:10
	Standard Methods 18th Ed. 2580 B Field				08/03/2023 15:10
	Standard Methods 2320 B (Total) 1997, 2011				08/07/2023 12:24
	Standard Methods 2320 B 1997, 2011				08/07/2023 12:24
	Standard Methods 2510 B Field				08/03/2023 15:10
	Standard Methods 2540 C (Total) 1997, 2011				08/07/2023 10:36
	Standard Methods 2550 B Field				08/03/2023 15:10
	Standard Methods 4500-NO2 B (Total) 2000, 2011				08/04/2023 16:01
	Standard Methods 4500-NO3 F (Total) 2000, 2011				08/04/2023 18:07
	Standard Methods 4500-NO3 F (Total) 2000, 2011				08/04/2023 21:10
	Standard Methods 4500-O G Field				08/03/2023 15:10
	Standard Methods 4500-P E 1999				08/04/2023 18:07
	Standard Methods 4500-P E 1999, 2011				08/04/2023 14:18
	SW-846 9036 (Total)				08/16/2023 21:02



Dates Report

<http://www.teklabinc.com/>

Client: Ramboll

Work Order: 23071339

Client Project: BAL-23Q3

Report Date: 11-Oct-23

Sample ID	Client Sample ID Test Name	Collection Date	Received Date	Prep Date/Time	Analysis Date/Time
	SW-846 9040B Field				08/03/2023 15:10
	SW-846 9214 (Total)				08/07/2023 11:50
	SW-846 9251 (Total)				08/16/2023 21:03
23071339-044B	MW-304 Duplicate	08/03/2023 15:10	08/03/2023 17:50		
	Standard Methods 2320 B (Dissolved) 1997, 2011				08/07/2023 10:09
	Standard Methods 2320 B (Dissolved) 1997, 2011				08/07/2023 10:09
	Standard Methods 4500-NO2 B (Dissolved) 2000, 2011				08/04/2023 15:58
	Standard Methods 4500-NO3 F (Dissolved) 2000, 2011				08/04/2023 17:34
	Standard Methods 4500-NO3 F (Dissolved) 2000, 2011				08/04/2023 21:10
	Standard Methods 4500-P E (Dissolved) 1999, 2011				08/04/2023 14:18
	Standard Methods 4500-P E (Dissolved) 1999				08/04/2023 18:07
	SW-846 9036 (Dissolved)				08/16/2023 0:00
	SW-846 9251 (Dissolved)				08/16/2023 0:00
23071339-044C	MW-304 Duplicate	08/03/2023 15:10	08/03/2023 17:50		
	SW-846 3005A, 6010B, Metals by ICP (Total)			08/05/2023 9:26	08/07/2023 18:55
	SW-846 3005A, 6010B, Metals by ICP (Total)			08/05/2023 9:26	08/08/2023 18:47
	SW-846 3005A, 6020A, Metals by ICPMS (Total)			08/05/2023 9:26	08/08/2023 18:55
	SW-846 3005A, 6020A, Metals by ICPMS (Total)			08/05/2023 9:26	08/11/2023 15:47
	SW-846 3005A, 6020A, Metals by ICPMS (Total)			08/05/2023 9:26	09/14/2023 15:27
	SW-846 3005A, 6020A, Metals by ICPMS (Total)			08/05/2023 9:26	09/15/2023 15:48
	SW-846 7470A (Total)			08/05/2023 11:34	08/07/2023 15:45
23071339-044D	MW-304 Duplicate	08/03/2023 15:10	08/03/2023 17:50		
	SW-846 3005A, 6010B, Metals by ICP (Dissolved)			08/04/2023 18:39	08/07/2023 17:17
	SW-846 3005A, 6010B, Metals by ICP (Dissolved)			08/04/2023 18:39	08/08/2023 13:39
	SW-846 3005A, 6020A, Metals by ICPMS (Dissolved)			08/04/2023 18:39	09/14/2023 1:41
	SW-846 3005A, 6020A, Metals by ICPMS (Dissolved)			08/04/2023 18:39	09/14/2023 20:04
23071339-044E	MW-304 Duplicate	08/03/2023 15:10	08/03/2023 17:50		
	SW-846 9060A				08/27/2023 3:53
23071339-044F	MW-304 Duplicate	08/03/2023 15:10	08/03/2023 17:50		
	SW-846 9060A				08/26/2023 20:59
23071339-045A	PZ-182 (resample)	08/15/2023 12:37	08/15/2023 14:54		
	Ferrous Iron by CHEMets Kit				08/15/2023 12:37
	Field Elevation Measurements				08/15/2023 12:37
	Standard Methods 2130 B Field				08/15/2023 12:37
	Standard Methods 18th Ed. 2580 B Field				08/15/2023 12:37
	Standard Methods 2320 B (Total) 1997, 2011				08/17/2023 14:57
	Standard Methods 2320 B 1997, 2011				08/17/2023 14:57



Dates Report

<http://www.teklabinc.com/>

Client: Ramboll

Work Order: 23071339

Client Project: BAL-23Q3

Report Date: 11-Oct-23

Sample ID	Client Sample ID Test Name	Collection Date	Received Date	Prep Date/Time	Analysis Date/Time
	Standard Methods 2510 B Field				08/15/2023 12:37
	Standard Methods 2540 C (Total) 1997, 2011				08/16/2023 12:40
	Standard Methods 2550 B Field				08/15/2023 12:37
	Standard Methods 4500-NO2 B (Total) 2000, 2011				08/15/2023 21:06
	Standard Methods 4500-NO3 F (Total) 2000, 2011				08/16/2023 14:03
	Standard Methods 4500-NO3 F (Total) 2000, 2011				08/16/2023 14:03
	Standard Methods 4500-O G Field				08/15/2023 12:37
	Standard Methods 4500-P E 1999				08/16/2023 0:00
	Standard Methods 4500-P E 1999, 2011				08/16/2023 13:29
	SW-846 9036 (Total)				08/17/2023 0:11
	SW-846 9040B Field				08/15/2023 12:37
	SW-846 9214 (Total)				08/16/2023 14:56
	SW-846 9251 (Total)				08/17/2023 0:07
23071339-045B	PZ-182 (resample)	08/15/2023 12:37	08/15/2023 14:54		
	Standard Methods 2320 B (Dissolved) 1997, 2011				08/17/2023 15:05
	Standard Methods 2320 B (Dissolved) 1997, 2011				08/17/2023 15:05
	Standard Methods 4500-NO2 B (Dissolved) 2000, 2011				08/15/2023 21:04
	Standard Methods 4500-NO3 F (Dissolved) 2000, 2011				08/16/2023 12:59
	Standard Methods 4500-NO3 F (Dissolved) 2000, 2011				08/16/2023 12:59
	Standard Methods 4500-P E (Dissolved) 1999, 2011				08/16/2023 13:30
	Standard Methods 4500-P E (Dissolved) 1999				08/16/2023 0:00
	SW-846 9036 (Dissolved)				08/17/2023 0:19
	SW-846 9251 (Dissolved)				08/17/2023 0:15
23071339-045C	PZ-182 (resample)	08/15/2023 12:37	08/15/2023 14:54		
	SW-846 3005A, 6010B, Metals by ICP (Total)			08/15/2023 18:29	08/17/2023 17:28
	SW-846 3005A, 6010B, Metals by ICP (Total)			08/15/2023 18:29	08/18/2023 16:01
	SW-846 3005A, 6020A, Metals by ICPMS (Total)			08/15/2023 18:29	08/30/2023 11:07
	SW-846 3005A, 6020A, Metals by ICPMS (Total)			08/15/2023 18:29	08/31/2023 17:18
	SW-846 3005A, 6020A, Metals by ICPMS (Total)			08/15/2023 18:29	09/13/2023 21:43
	SW-846 7470A (Total)			08/16/2023 7:31	08/23/2023 16:33
23071339-045D	PZ-182 (resample)	08/15/2023 12:37	08/15/2023 14:54		
	SW-846 3005A, 6010B, Metals by ICP (Dissolved)			08/15/2023 19:44	08/16/2023 9:52
	SW-846 3005A, 6010B, Metals by ICP (Dissolved)			08/15/2023 19:44	08/16/2023 16:01
	SW-846 3005A, 6020A, Metals by ICPMS (Dissolved)			08/15/2023 19:44	09/08/2023 16:31
23071339-045E	PZ-182 (resample)	08/15/2023 12:37	08/15/2023 14:54		
	SW-846 9060A				08/28/2023 20:14
23071339-045F	PZ-182 (resample)	08/15/2023 12:37	08/15/2023 14:54		



Dates Report

<http://www.teklabinc.com/>

Client: Ramboll

Work Order: 23071339

Client Project: BAL-23Q3

Report Date: 11-Oct-23

Sample ID	Client Sample ID	Collection Date	Received Date	Prep Date/Time	Analysis Date/Time
	Test Name				
	SW-846 9060A				08/28/2023 21:26



Quality Control Results

<http://www.teklabinc.com/>

Client: Ramboll

Work Order: 23071339

Client Project: BAL-23Q3

Report Date: 11-Oct-23

STANDARD METHODS 2510 B FIELD

Batch R335092 SampType: LCS Units $\mu\text{S/cm}$

SampID: LCS-R335092

Analyses	Cert	RL	Qual	Result	Spike	SPK Ref Val	%REC	Low Limit	High Limit	Date Analyzed
Spec. Conductance, Field	*	0		1420	1412	0	100.4	90	110	08/03/2023
Spec. Conductance, Field	*	0		1430	1412	0	101.1	90	110	08/04/2023
Spec. Conductance, Field	*	0		1410	1412	0	100.0	90	110	08/04/2023
Spec. Conductance, Field	*	0		1420	1412	0	100.7	90	110	08/07/2023
Spec. Conductance, Field	*	0		1410	1412	0	100.0	90	110	08/15/2023
Spec. Conductance, Field	*	0		1420	1412	0	100.2	90	110	08/03/2023

SW-846 9040B FIELD

Batch R335092 SampType: LCS Units

SampID: LCS-R335092

Analyses	Cert	RL	Qual	Result	Spike	SPK Ref Val	%REC	Low Limit	High Limit	Date Analyzed
pH	*	1.00		7.01	7.000	0	100.1	98.57	101.4	08/04/2023
pH	*	1.00		7.10	7.000	0	101.4	98.57	101.4	08/15/2023
pH	*	1.00		7.03	7.000	0	100.4	98.57	101.4	08/04/2023
pH	*	1.00		7.02	7.000	0	100.3	98.57	101.4	08/03/2023
pH	*	1.00		7.01	7.000	0	100.1	98.57	101.4	08/03/2023
pH	*	1.00		7.01	7.000	0	100.1	98.57	101.4	08/07/2023

STANDARD METHODS 2540 C (TOTAL) 1997, 2011

Batch R334716 SampType: MBLK Units mg/L

SampID: MBLK

Analyses	Cert	RL	Qual	Result	Spike	SPK Ref Val	%REC	Low Limit	High Limit	Date Analyzed
Total Dissolved Solids		20		< 20	16.00	0	0	-100	100	08/07/2023

Batch R334716 SampType: LCS Units mg/L

SampID: LCS

Analyses	Cert	RL	Qual	Result	Spike	SPK Ref Val	%REC	Low Limit	High Limit	Date Analyzed
Total Dissolved Solids		20		920	1000	0	92.0	90	110	08/07/2023

Batch R334716 SampType: DUP Units mg/L

SampID: 23071339-001ADUP

RPD Limit 10

Analyses	Cert	RL	Qual	Result	Spike	SPK Ref Val	%REC	RPD Ref Val	%RPD	Date Analyzed
Total Dissolved Solids		20		608				612.0	0.66	08/07/2023



Quality Control Results

<http://www.teklabinc.com/>

Client: Ramboll

Work Order: 23071339

Client Project: BAL-23Q3

Report Date: 11-Oct-23

STANDARD METHODS 2540 C (TOTAL) 1997, 2011

Batch R334762		SampType: MBLK		Units mg/L							Date Analyzed
SampID: MBLK											
Analyses	Cert	RL	Qual	Result	Spike	SPK Ref Val	%REC	Low Limit	High Limit		
Total Dissolved Solids		20		< 20	16.00	0	0	-100	100	08/08/2023	

Batch R334762		SampType: LCS		Units mg/L							Date Analyzed
SampID: LCS											
Analyses	Cert	RL	Qual	Result	Spike	SPK Ref Val	%REC	Low Limit	High Limit		
Total Dissolved Solids		20		952	1000	0	95.2	90	110	08/08/2023	

Batch R334762		SampType: DUP		Units mg/L							RPD Limit 10	Date Analyzed
SampID: 23071339-028ADUP												
Analyses	Cert	RL	Qual	Result	Spike	SPK Ref Val	%REC	RPD Ref Val	%RPD			
Total Dissolved Solids		20		732				740.0	1.09	08/08/2023		

Batch R334903		SampType: MBLK		Units mg/L							Date Analyzed
SampID: MBLK											
Analyses	Cert	RL	Qual	Result	Spike	SPK Ref Val	%REC	Low Limit	High Limit		
Total Dissolved Solids		20		< 20	16.00	0	0	-100	100	08/10/2023	
Total Dissolved Solids		20		< 20	16.00	0	0	-100	100	08/10/2023	

Batch R334903		SampType: LCS		Units mg/L							Date Analyzed
SampID: LCS											
Analyses	Cert	RL	Qual	Result	Spike	SPK Ref Val	%REC	Low Limit	High Limit		
Total Dissolved Solids		20		934	1000	0	93.4	90	110	08/10/2023	
Total Dissolved Solids		20		938	1000	0	93.8	90	110	08/10/2023	

Batch R334903		SampType: DUP		Units mg/L							RPD Limit 10	Date Analyzed
SampID: 23071339-015ADUP												
Analyses	Cert	RL	Qual	Result	Spike	SPK Ref Val	%REC	RPD Ref Val	%RPD			
Total Dissolved Solids		20		318				328.0	3.10	08/10/2023		

Batch R335171		SampType: MBLK		Units mg/L							Date Analyzed
SampID: MBLK											
Analyses	Cert	RL	Qual	Result	Spike	SPK Ref Val	%REC	Low Limit	High Limit		
Total Dissolved Solids		20		< 20	16.00	0	0	-100	100	08/16/2023	
Total Dissolved Solids		20		< 20	16.00	0	0	-100	100	08/16/2023	



Quality Control Results

<http://www.teklabinc.com/>

Client: Ramboll

Work Order: 23071339

Client Project: BAL-23Q3

Report Date: 11-Oct-23

STANDARD METHODS 2540 C (TOTAL) 1997, 2011

Batch R335171		SampType: LCS		Units mg/L							Date Analyzed
SampID: LCS											
Analyses	Cert	RL	Qual	Result	Spike	SPK Ref Val	%REC	Low Limit	High Limit	Date Analyzed	
Total Dissolved Solids		20		984	1000	0	98.4	90	110	08/16/2023	
Total Dissolved Solids		20		960	1000	0	96.0	90	110	08/16/2023	

Batch R335171		SampType: DUP		Units mg/L							RPD Limit 10	Date Analyzed
SampID: 23071339-045ADUP												
Analyses	Cert	RL	Qual	Result	Spike	SPK Ref Val	%REC	RPD Ref Val	%RPD	Date Analyzed		
Total Dissolved Solids		20		808				772.0	4.56	08/16/2023		

STANDARD METHODS 4500-NO2 B (DISSOLVED) 2000, 2011

Batch R334597		SampType: MS		Units mg/L							Date Analyzed
SampID: 23071339-006BMS											
Analyses	Cert	RL	Qual	Result	Spike	SPK Ref Val	%REC	Low Limit	High Limit	Date Analyzed	
Nitrogen, Nitrite (as N)		0.05		0.50	0.5000	0	101.0	85	115	08/04/2023	

Batch R334597		SampType: MSD		Units mg/L							RPD Limit 10	Date Analyzed
SampID: 23071339-006BMSD												
Analyses	Cert	RL	Qual	Result	Spike	SPK Ref Val	%REC	RPD Ref Val	%RPD	Date Analyzed		
Nitrogen, Nitrite (as N)		0.05		0.50	0.5000	0	100.6	0.5050	0.40	08/04/2023		

Batch R334597		SampType: MS		Units mg/L							Date Analyzed
SampID: 23071339-009BMS											
Analyses	Cert	RL	Qual	Result	Spike	SPK Ref Val	%REC	Low Limit	High Limit	Date Analyzed	
Nitrogen, Nitrite (as N)		0.05		0.53	0.5000	0	105.8	85	115	08/04/2023	

Batch R334597		SampType: MSD		Units mg/L							RPD Limit 10	Date Analyzed
SampID: 23071339-009BMSD												
Analyses	Cert	RL	Qual	Result	Spike	SPK Ref Val	%REC	RPD Ref Val	%RPD	Date Analyzed		
Nitrogen, Nitrite (as N)		0.05		0.50	0.5000	0	100.8	0.5290	4.84	08/04/2023		

Batch R334597		SampType: MS		Units mg/L							Date Analyzed
SampID: 23071339-013BMS											
Analyses	Cert	RL	Qual	Result	Spike	SPK Ref Val	%REC	Low Limit	High Limit	Date Analyzed	
Nitrogen, Nitrite (as N)		0.05		0.50	0.5000	0	100.6	85	115	08/04/2023	



Quality Control Results

<http://www.teklabinc.com/>

Client: Ramboll

Work Order: 23071339

Client Project: BAL-23Q3

Report Date: 11-Oct-23

STANDARD METHODS 4500-NO2 B (DISSOLVED) 2000, 2011

Batch R334597		SampType: MSD		Units mg/L			RPD Limit 10			
SampID: 23071339-013BMSD										
Analyses	Cert	RL	Qual	Result	Spike	SPK Ref Val	%REC	RPD Ref Val	%RPD	Date Analyzed
Nitrogen, Nitrite (as N)		0.05		0.50	0.5000	0	99.8	0.5030	0.80	08/04/2023

Batch R334597		SampType: MS		Units mg/L			RPD Limit 10			
SampID: 23071339-018BMS										
Analyses	Cert	RL	Qual	Result	Spike	SPK Ref Val	%REC	Low Limit	High Limit	Date Analyzed
Nitrogen, Nitrite (as N)		0.05		0.52	0.5000	0	103.2	85	115	08/04/2023

Batch R334597		SampType: MSD		Units mg/L			RPD Limit 10			
SampID: 23071339-018BMSD										
Analyses	Cert	RL	Qual	Result	Spike	SPK Ref Val	%REC	RPD Ref Val	%RPD	Date Analyzed
Nitrogen, Nitrite (as N)		0.05		0.50	0.5000	0	100.8	0.5160	2.35	08/04/2023

Batch R334597		SampType: MS		Units mg/L			RPD Limit 10			
SampID: 23071339-021BMS										
Analyses	Cert	RL	Qual	Result	Spike	SPK Ref Val	%REC	Low Limit	High Limit	Date Analyzed
Nitrogen, Nitrite (as N)		0.05		0.51	0.5000	0	101.4	85	115	08/04/2023

Batch R334597		SampType: MSD		Units mg/L			RPD Limit 10			
SampID: 23071339-021BMSD										
Analyses	Cert	RL	Qual	Result	Spike	SPK Ref Val	%REC	RPD Ref Val	%RPD	Date Analyzed
Nitrogen, Nitrite (as N)		0.05		0.50	0.5000	0	101.0	0.5070	0.40	08/04/2023

Batch R334597		SampType: MS		Units mg/L			RPD Limit 10			
SampID: 23071339-022BMS										
Analyses	Cert	RL	Qual	Result	Spike	SPK Ref Val	%REC	Low Limit	High Limit	Date Analyzed
Nitrogen, Nitrite (as N)		0.05		0.52	0.5000	0	104.4	85	115	08/04/2023

Batch R334597		SampType: MSD		Units mg/L			RPD Limit 10			
SampID: 23071339-022BMSD										
Analyses	Cert	RL	Qual	Result	Spike	SPK Ref Val	%REC	RPD Ref Val	%RPD	Date Analyzed
Nitrogen, Nitrite (as N)		0.05		0.48	0.5000	0	95.4	0.5220	9.01	08/04/2023

Batch R334733		SampType: MS		Units mg/L			RPD Limit 10			
SampID: 23071339-003BMS										
Analyses	Cert	RL	Qual	Result	Spike	SPK Ref Val	%REC	Low Limit	High Limit	Date Analyzed
Nitrogen, Nitrite (as N)		0.05		0.50	0.5000	0	99.0	85	115	08/08/2023



Quality Control Results

<http://www.teklabinc.com/>

Client: Ramboll
Client Project: BAL-23Q3

Work Order: 23071339
Report Date: 11-Oct-23

STANDARD METHODS 4500-NO2 B (DISSOLVED) 2000, 2011

Batch	R334733	SampType:	MSD	Units mg/L			RPD Limit 10				Date Analyzed
SampID: 23071339-003BMSD											
Analyses	Cert	RL	Qual	Result	Spike	SPK Ref Val	%REC	RPD Ref Val	%RPD		
Nitrogen, Nitrite (as N)		0.05		0.49	0.5000	0	98.8	0.4950	0.20	08/08/2023	

Batch	R334733	SampType:	MS	Units mg/L			RPD Limit 10				Date Analyzed
SampID: 23071339-004BMS											
Analyses	Cert	RL	Qual	Result	Spike	SPK Ref Val	%REC	Low Limit	High Limit		
Nitrogen, Nitrite (as N)		0.05		0.51	0.5000	0	101.8	85	115	08/08/2023	

Batch	R334733	SampType:	MSD	Units mg/L			RPD Limit 10				Date Analyzed
SampID: 23071339-004BMSD											
Analyses	Cert	RL	Qual	Result	Spike	SPK Ref Val	%REC	RPD Ref Val	%RPD		
Nitrogen, Nitrite (as N)		0.05		0.51	0.5000	0	101.6	0.5090	0.20	08/08/2023	

Batch	R334733	SampType:	MS	Units mg/L			RPD Limit 10				Date Analyzed
SampID: 23071339-039BMS											
Analyses	Cert	RL	Qual	Result	Spike	SPK Ref Val	%REC	Low Limit	High Limit		
Nitrogen, Nitrite (as N)		0.05		0.50	0.5000	0	100.8	85	115	08/08/2023	

Batch	R334733	SampType:	MSD	Units mg/L			RPD Limit 10				Date Analyzed
SampID: 23071339-039BMSD											
Analyses	Cert	RL	Qual	Result	Spike	SPK Ref Val	%REC	RPD Ref Val	%RPD		
Nitrogen, Nitrite (as N)		0.05		0.50	0.5000	0	101.0	0.5040	0.20	08/08/2023	

Batch	R335044	SampType:	MS	Units mg/L			RPD Limit 10				Date Analyzed
SampID: 23071339-045BMS											
Analyses	Cert	RL	Qual	Result	Spike	SPK Ref Val	%REC	Low Limit	High Limit		
Nitrogen, Nitrite (as N)		0.05		0.50	0.5000	0	100.8	85	115	08/15/2023	

Batch	R335044	SampType:	MSD	Units mg/L			RPD Limit 10				Date Analyzed
SampID: 23071339-045BMSD											
Analyses	Cert	RL	Qual	Result	Spike	SPK Ref Val	%REC	RPD Ref Val	%RPD		
Nitrogen, Nitrite (as N)		0.05		0.50	0.5000	0	101.0	0.5040	0.20	08/15/2023	



Quality Control Results

<http://www.teklabinc.com/>

Client: Ramboll

Work Order: 23071339

Client Project: BAL-23Q3

Report Date: 11-Oct-23

STANDARD METHODS 4500-NO2 B (TOTAL) 2000, 2011

Batch R334597		SampType: MBLK		Units mg/L							Date Analyzed
SampID: MBLK											
Analyses	Cert	RL	Qual	Result	Spike	SPK Ref Val	%REC	Low Limit	High Limit	Date Analyzed	
Nitrogen, Nitrite (as N)		0.05		< 0.05	0.0250	0	0	-100	100	08/04/2023	

Batch R334597		SampType: LCS		Units mg/L							Date Analyzed
SampID: LCS											
Analyses	Cert	RL	Qual	Result	Spike	SPK Ref Val	%REC	Low Limit	High Limit	Date Analyzed	
Nitrogen, Nitrite (as N)		0.25		1.22	1.250	0	98.0	90	110	08/04/2023	

Batch R334733		SampType: MBLK		Units mg/L							Date Analyzed
SampID: MBLK											
Analyses	Cert	RL	Qual	Result	Spike	SPK Ref Val	%REC	Low Limit	High Limit	Date Analyzed	
Nitrogen, Nitrite (as N)		0.05		< 0.05	0.0250	0	0	-100	100	08/08/2023	
Nitrogen, Nitrite (as N)		0.05		< 0.05	0.0250	0	0	-100	100	08/08/2023	

Batch R334733		SampType: LCS		Units mg/L							Date Analyzed
SampID: LCS											
Analyses	Cert	RL	Qual	Result	Spike	SPK Ref Val	%REC	Low Limit	High Limit	Date Analyzed	
Nitrogen, Nitrite (as N)		0.25		1.20	1.250	0	96.4	90	110	08/08/2023	
Nitrogen, Nitrite (as N)		0.25		1.20	1.250	0	96.4	90	110	08/08/2023	

Batch R335044		SampType: MBLK		Units mg/L							Date Analyzed
SampID: MBLK											
Analyses	Cert	RL	Qual	Result	Spike	SPK Ref Val	%REC	Low Limit	High Limit	Date Analyzed	
Nitrogen, Nitrite (as N)		0.05		< 0.05	0.0250	0	0	-100	100	08/15/2023	

Batch R335044		SampType: LCS		Units mg/L							Date Analyzed
SampID: LCS											
Analyses	Cert	RL	Qual	Result	Spike	SPK Ref Val	%REC	Low Limit	High Limit	Date Analyzed	
Nitrogen, Nitrite (as N)		0.25		1.19	1.250	0	95.2	90	110	08/15/2023	

STANDARD METHODS 4500-NO3 F (DISSOLVED) 2000, 2011

Batch R334618		SampType: MS		Units mg/L							Date Analyzed
SampID: 23071339-021BMS											
Analyses	Cert	RL	Qual	Result	Spike	SPK Ref Val	%REC	Low Limit	High Limit	Date Analyzed	
Nitrogen, Nitrate-Nitrite (as N)		0.050		0.244	0.2500	0	97.6	85	115	08/04/2023	



Quality Control Results

<http://www.teklabinc.com/>

Client: Ramboll

Work Order: 23071339

Client Project: BAL-23Q3

Report Date: 11-Oct-23

STANDARD METHODS 4500-NO3 F (DISSOLVED) 2000, 2011

Batch	R334618	SampType:	MSD	Units	mg/L	RPD Limit	10				Date
SampID: 23071339-021BMSD											
Analyses	Cert	RL	Qual	Result	Spike	SPK Ref Val	%REC	RPD Ref Val	%RPD	Date Analyzed	
Nitrogen, Nitrate-Nitrite (as N)		0.050		0.244	0.2500	0	97.6	0.2440	0.00	08/04/2023	

Batch	R334618	SampType:	MS	Units	mg/L	RPD Limit	10	Low Limit	High Limit	Date	
SampID: 23071339-028BMS											
Analyses	Cert	RL	Qual	Result	Spike	SPK Ref Val	%REC	Low Limit	High Limit	Date Analyzed	
Nitrogen, Nitrate-Nitrite (as N)		0.050	S	0.245	0.2500	0.05300	76.8	85	115	08/04/2023	

Batch	R334618	SampType:	MSD	Units	mg/L	RPD Limit	10				Date
SampID: 23071339-028BMSD											
Analyses	Cert	RL	Qual	Result	Spike	SPK Ref Val	%REC	RPD Ref Val	%RPD	Date Analyzed	
Nitrogen, Nitrate-Nitrite (as N)		0.050	S	0.245	0.2500	0.05300	76.8	0.2450	0.00	08/04/2023	

Batch	R334618	SampType:	MS	Units	mg/L	RPD Limit	10	Low Limit	High Limit	Date	
SampID: 23071339-035BMS											
Analyses	Cert	RL	Qual	Result	Spike	SPK Ref Val	%REC	Low Limit	High Limit	Date Analyzed	
Nitrogen, Nitrate-Nitrite (as N)		0.050		0.244	0.2500	0	97.6	85	115	08/04/2023	

Batch	R334618	SampType:	MSD	Units	mg/L	RPD Limit	10				Date
SampID: 23071339-035BMSD											
Analyses	Cert	RL	Qual	Result	Spike	SPK Ref Val	%REC	RPD Ref Val	%RPD	Date Analyzed	
Nitrogen, Nitrate-Nitrite (as N)		0.050		0.247	0.2500	0	98.8	0.2440	1.22	08/04/2023	

Batch	R334740	SampType:	MS	Units	mg/L	RPD Limit	10	Low Limit	High Limit	Date	
SampID: 23071339-024BMS											
Analyses	Cert	RL	Qual	Result	Spike	SPK Ref Val	%REC	Low Limit	High Limit	Date Analyzed	
Nitrogen, Nitrate-Nitrite (as N)		0.050		0.435	0.2500	0.1930	96.8	85	115	08/08/2023	

Batch	R334740	SampType:	MSD	Units	mg/L	RPD Limit	10				Date
SampID: 23071339-024BMSD											
Analyses	Cert	RL	Qual	Result	Spike	SPK Ref Val	%REC	RPD Ref Val	%RPD	Date Analyzed	
Nitrogen, Nitrate-Nitrite (as N)		0.050		0.439	0.2500	0.1930	98.4	0.4350	0.92	08/08/2023	

Batch	R334934	SampType:	MS	Units	mg/L	RPD Limit	10	Low Limit	High Limit	Date	
SampID: 23071339-004BMS											
Analyses	Cert	RL	Qual	Result	Spike	SPK Ref Val	%REC	Low Limit	High Limit	Date Analyzed	
Nitrogen, Nitrate-Nitrite (as N)		0.050	H	0.287	0.2500	0.04200	98.0	85	115	08/11/2023	



Quality Control Results

<http://www.teklabinc.com/>

Client: Ramboll

Work Order: 23071339

Client Project: BAL-23Q3

Report Date: 11-Oct-23

STANDARD METHODS 4500-NO3 F (DISSOLVED) 2000, 2011

Batch R334934		SampType: MSD		Units mg/L				RPD Limit 10			
SampID: 23071339-004BMSD											
Analyses	Cert	RL	Qual	Result	Spike	SPK Ref Val	%REC	RPD Ref Val	%RPD	Date Analyzed	
Nitrogen, Nitrate-Nitrite (as N)		0.050	H	0.285	0.2500	0.04200	97.2	0.2870	0.70	08/11/2023	

Batch R334934		SampType: MS		Units mg/L				RPD Limit 10			
SampID: 23071339-039BMS											
Analyses	Cert	RL	Qual	Result	Spike	SPK Ref Val	%REC	Low Limit	High Limit	Date Analyzed	
Nitrogen, Nitrate-Nitrite (as N)		0.050	H	0.248	0.2500	0	99.2	85	115	08/11/2023	

Batch R334934		SampType: MSD		Units mg/L				RPD Limit 10			
SampID: 23071339-039BMSD											
Analyses	Cert	RL	Qual	Result	Spike	SPK Ref Val	%REC	RPD Ref Val	%RPD	Date Analyzed	
Nitrogen, Nitrate-Nitrite (as N)		0.050	H	0.248	0.2500	0	99.2	0.2480	0.00	08/11/2023	

STANDARD METHODS 4500-NO3 F (TOTAL) 2000, 2011

Batch R334618		SampType: MBLK		Units mg/L				RPD Limit 10			
SampID: ICB/MBLK											
Analyses	Cert	RL	Qual	Result	Spike	SPK Ref Val	%REC	Low Limit	High Limit	Date Analyzed	
Nitrogen, Nitrate (as N)		0.050		< 0.050						08/04/2023	
Nitrogen, Nitrate-Nitrite (as N)		0.050		< 0.050	0.0090	0	0	-100	100	08/04/2023	

Batch R334618		SampType: LCS		Units mg/L				RPD Limit 10			
SampID: ICV/LCS											
Analyses	Cert	RL	Qual	Result	Spike	SPK Ref Val	%REC	Low Limit	High Limit	Date Analyzed	
Nitrogen, Nitrate-Nitrite (as N)		0.050		0.493	0.5000	0	98.6	90	110	08/04/2023	

Batch R334618		SampType: MS		Units mg/L				RPD Limit 10			
SampID: 23071339-005AMS											
Analyses	Cert	RL	Qual	Result	Spike	SPK Ref Val	%REC	Low Limit	High Limit	Date Analyzed	
Nitrogen, Nitrate-Nitrite (as N)		0.050		0.594	0.2500	0.3350	103.6	85	115	08/04/2023	

Batch R334618		SampType: MSD		Units mg/L				RPD Limit 10			
SampID: 23071339-005AMSD											
Analyses	Cert	RL	Qual	Result	Spike	SPK Ref Val	%REC	RPD Ref Val	%RPD	Date Analyzed	
Nitrogen, Nitrate-Nitrite (as N)		0.050		0.591	0.2500	0.3350	102.4	0.5940	0.51	08/04/2023	



Quality Control Results

<http://www.teklabinc.com/>

Client: Ramboll

Work Order: 23071339

Client Project: BAL-23Q3

Report Date: 11-Oct-23

STANDARD METHODS 4500-NO3 F (TOTAL) 2000, 2011

Batch R334618		SampType: MS		Units mg/L							Date Analyzed
SampID: 23071339-025AMS											
Analyses	Cert	RL	Qual	Result	Spike	SPK Ref Val	%REC	Low Limit	High Limit	Date Analyzed	
Nitrogen, Nitrate-Nitrite (as N)		0.050		0.684	0.2500	0.4280	102.4	85	115	08/04/2023	

Batch R334618		SampType: MSD		Units mg/L							RPD Limit 10	Date Analyzed
SampID: 23071339-025AMSD												
Analyses	Cert	RL	Qual	Result	Spike	SPK Ref Val	%REC	RPD Ref Val	%RPD	Date Analyzed		
Nitrogen, Nitrate-Nitrite (as N)		0.050		0.682	0.2500	0.4280	101.6	0.6840	0.29	08/04/2023		

Batch R334618		SampType: MS		Units mg/L							Date Analyzed
SampID: 23071339-031AMS											
Analyses	Cert	RL	Qual	Result	Spike	SPK Ref Val	%REC	Low Limit	High Limit	Date Analyzed	
Nitrogen, Nitrate-Nitrite (as N)		0.050		0.317	0.2500	0.07800	95.6	85	115	08/04/2023	

Batch R334618		SampType: MSD		Units mg/L							RPD Limit 10	Date Analyzed
SampID: 23071339-031AMSD												
Analyses	Cert	RL	Qual	Result	Spike	SPK Ref Val	%REC	RPD Ref Val	%RPD	Date Analyzed		
Nitrogen, Nitrate-Nitrite (as N)		0.050		0.303	0.2500	0.07800	90.0	0.3170	4.52	08/04/2023		

Batch R334618		SampType: MS		Units mg/L							Date Analyzed
SampID: 23071339-040AMS											
Analyses	Cert	RL	Qual	Result	Spike	SPK Ref Val	%REC	Low Limit	High Limit	Date Analyzed	
Nitrogen, Nitrate-Nitrite (as N)		0.050		0.250	0.2500	0	100.0	85	115	08/04/2023	

Batch R334618		SampType: MSD		Units mg/L							RPD Limit 10	Date Analyzed
SampID: 23071339-040AMSD												
Analyses	Cert	RL	Qual	Result	Spike	SPK Ref Val	%REC	RPD Ref Val	%RPD	Date Analyzed		
Nitrogen, Nitrate-Nitrite (as N)		0.050		0.251	0.2500	0	100.4	0.2500	0.40	08/04/2023		

Batch R334732		SampType: MBLK		Units mg/L							Date Analyzed
SampID: ICB/MBLK											
Analyses	Cert	RL	Qual	Result	Spike	SPK Ref Val	%REC	Low Limit	High Limit	Date Analyzed	
Nitrogen, Nitrate-Nitrite (as N)		0.050		< 0.050	0.0090	0	0	-100	100	08/07/2023	

Batch R334732		SampType: LCS		Units mg/L							Date Analyzed
SampID: ICV/LCS											
Analyses	Cert	RL	Qual	Result	Spike	SPK Ref Val	%REC	Low Limit	High Limit	Date Analyzed	
Nitrogen, Nitrate-Nitrite (as N)		0.050		0.502	0.5000	0	100.4	90	110	08/07/2023	



Quality Control Results

<http://www.teklabinc.com/>

Client: Ramboll

Work Order: 23071339

Client Project: BAL-23Q3

Report Date: 11-Oct-23

STANDARD METHODS 4500-NO3 F (TOTAL) 2000, 2011

Batch R334740		SampType: MBLK		Units mg/L							Date Analyzed
SampID: ICB/MBLK											
Analyses	Cert	RL	Qual	Result	Spike	SPK Ref Val	%REC	Low Limit	High Limit	Date Analyzed	
Nitrogen, Nitrate (as N)		0.050		< 0.050						08/08/2023	
Nitrogen, Nitrate-Nitrite (as N)		0.050		< 0.050	0.0090	0	0	-100	100	08/08/2023	

Batch R334740		SampType: LCS		Units mg/L							Date Analyzed
SampID: ICV/LCS											
Analyses	Cert	RL	Qual	Result	Spike	SPK Ref Val	%REC	Low Limit	High Limit	Date Analyzed	
Nitrogen, Nitrate-Nitrite (as N)		0.050		0.491	0.5000	0	98.2	90	110	08/08/2023	

Batch R334740		SampType: MS		Units mg/L							Date Analyzed
SampID: 23071339-015AMS											
Analyses	Cert	RL	Qual	Result	Spike	SPK Ref Val	%REC	Low Limit	High Limit	Date Analyzed	
Nitrogen, Nitrate-Nitrite (as N)		0.050		0.583	0.2500	0.3560	90.8	85	115	08/08/2023	

Batch R334740		SampType: MSD		Units mg/L							RPD Limit 10	Date Analyzed
SampID: 23071339-015AMSD												
Analyses	Cert	RL	Qual	Result	Spike	SPK Ref Val	%REC	RPD Ref Val	%RPD	Date Analyzed		
Nitrogen, Nitrate-Nitrite (as N)		0.050		0.576	0.2500	0.3560	88.0	0.5830	1.21	08/08/2023		

Batch R334934		SampType: MBLK		Units mg/L							Date Analyzed
SampID: ICB/MBLK											
Analyses	Cert	RL	Qual	Result	Spike	SPK Ref Val	%REC	Low Limit	High Limit	Date Analyzed	
Nitrogen, Nitrate (as N)		0.050		< 0.050						08/11/2023	
Nitrogen, Nitrate-Nitrite (as N)		0.050		< 0.050	0.0090	0	0	-100	100	08/11/2023	

Batch R334934		SampType: LCS		Units mg/L							Date Analyzed
SampID: ICV/LCS											
Analyses	Cert	RL	Qual	Result	Spike	SPK Ref Val	%REC	Low Limit	High Limit	Date Analyzed	
Nitrogen, Nitrate-Nitrite (as N)		0.050		0.495	0.5000	0	99.0	90	110	08/11/2023	

Batch R334997		SampType: MBLK		Units mg/L							Date Analyzed
SampID: ICB/MBLK											
Analyses	Cert	RL	Qual	Result	Spike	SPK Ref Val	%REC	Low Limit	High Limit	Date Analyzed	
Nitrogen, Nitrate (as N)		0.050		< 0.050						08/14/2023	
Nitrogen, Nitrate-Nitrite (as N)		0.050		< 0.050	0.0090	0	0	-100	100	08/14/2023	



Quality Control Results

<http://www.teklabinc.com/>

Client: Ramboll

Work Order: 23071339

Client Project: BAL-23Q3

Report Date: 11-Oct-23

STANDARD METHODS 4500-NO3 F (TOTAL) 2000, 2011

Batch R334997		SampType: LCS		Units mg/L							
SampID: ICV/LCS											
Analyses	Cert	RL	Qual	Result	Spike	SPK Ref Val	%REC	Low Limit	High Limit	Date Analyzed	
Nitrogen, Nitrate-Nitrite (as N)		0.050		0.512	0.5000	0	102.4	90	110	08/14/2023	

Batch R334997		SampType: MS		Units mg/L							
SampID: 23071339-003AMS											
Analyses	Cert	RL	Qual	Result	Spike	SPK Ref Val	%REC	Low Limit	High Limit	Date Analyzed	
Nitrogen, Nitrate-Nitrite (as N)		0.050	H	0.316	0.2500	0.07800	95.2	85	115	08/14/2023	

Batch R334997		SampType: MSD		Units mg/L						RPD Limit 10		Date Analyzed
SampID: 23071339-003AMSD												
Analyses	Cert	RL	Qual	Result	Spike	SPK Ref Val	%REC	RPD Ref Val	%RPD	Date Analyzed		
Nitrogen, Nitrate-Nitrite (as N)		0.050	H	0.315	0.2500	0.07800	94.8	0.3160	0.32	08/14/2023		

Batch R335128		SampType: MBLK		Units mg/L							
SampID: ICB/MBLK											
Analyses	Cert	RL	Qual	Result	Spike	SPK Ref Val	%REC	Low Limit	High Limit	Date Analyzed	
Nitrogen, Nitrate (as N)		0.050		< 0.050						08/16/2023	
Nitrogen, Nitrate-Nitrite (as N)		0.050		< 0.050	0.0090	0	0	-100	100	08/16/2023	

Batch R335128		SampType: LCS		Units mg/L							
SampID: ICV/LCS											
Analyses	Cert	RL	Qual	Result	Spike	SPK Ref Val	%REC	Low Limit	High Limit	Date Analyzed	
Nitrogen, Nitrate-Nitrite (as N)		0.050		0.501	0.5000	0	100.2	90	110	08/16/2023	

Batch R335128		SampType: MS		Units mg/L							
SampID: 23071339-045AMS											
Analyses	Cert	RL	Qual	Result	Spike	SPK Ref Val	%REC	Low Limit	High Limit	Date Analyzed	
Nitrogen, Nitrate-Nitrite (as N)		0.050		0.492	0.2500	0.2350	102.8	85	115	08/16/2023	

Batch R335128		SampType: MSD		Units mg/L						RPD Limit 10		Date Analyzed
SampID: 23071339-045AMSD												
Analyses	Cert	RL	Qual	Result	Spike	SPK Ref Val	%REC	RPD Ref Val	%RPD	Date Analyzed		
Nitrogen, Nitrate-Nitrite (as N)		0.050		0.483	0.2500	0.2350	99.2	0.4920	1.85	08/16/2023		



Quality Control Results

<http://www.teklabinc.com/>

Client: Ramboll

Work Order: 23071339

Client Project: BAL-23Q3

Report Date: 11-Oct-23

STANDARD METHODS 4500-P E (DISSOLVED) 1999, 2011

Batch R334615		SampType: MS		Units mg/L							Date Analyzed
SampID: 23071339-013BMS											
Analyses	Cert	RL	Qual	Result	Spike	SPK Ref Val	%REC	Low Limit	High Limit	Date Analyzed	
Phosphorus, Orthophosphate (as P)		0.010		0.067	0.0500	0.01000	114.0	85	115	08/04/2023	

Batch R334615		SampType: MSD		Units mg/L							RPD Limit 10	Date Analyzed
SampID: 23071339-013BMSD												
Analyses	Cert	RL	Qual	Result	Spike	SPK Ref Val	%REC	RPD Ref Val	%RPD	Date Analyzed		
Phosphorus, Orthophosphate (as P)		0.010		0.067	0.0500	0.01000	114.0	0.06700	0.00	08/04/2023		

Batch R334615		SampType: MS		Units mg/L							Date Analyzed
SampID: 23071339-018BMS											
Analyses	Cert	RL	Qual	Result	Spike	SPK Ref Val	%REC	Low Limit	High Limit	Date Analyzed	
Phosphorus, Orthophosphate (as P)		0.010		0.061	0.0500	0.008000	106.0	85	115	08/04/2023	

Batch R334615		SampType: MSD		Units mg/L							RPD Limit 10	Date Analyzed
SampID: 23071339-018BMSD												
Analyses	Cert	RL	Qual	Result	Spike	SPK Ref Val	%REC	RPD Ref Val	%RPD	Date Analyzed		
Phosphorus, Orthophosphate (as P)		0.010		0.056	0.0500	0.008000	96.0	0.06100	8.55	08/04/2023		

Batch R334615		SampType: MS		Units mg/L							Date Analyzed
SampID: 23071339-027BMS											
Analyses	Cert	RL	Qual	Result	Spike	SPK Ref Val	%REC	Low Limit	High Limit	Date Analyzed	
Phosphorus, Orthophosphate (as P)		0.010		0.069	0.0500	0.01500	108.0	85	115	08/04/2023	

Batch R334615		SampType: MSD		Units mg/L							RPD Limit 10	Date Analyzed
SampID: 23071339-027BMSD												
Analyses	Cert	RL	Qual	Result	Spike	SPK Ref Val	%REC	RPD Ref Val	%RPD	Date Analyzed		
Phosphorus, Orthophosphate (as P)		0.010		0.067	0.0500	0.01500	104.0	0.06900	2.94	08/04/2023		

Batch R334615		SampType: MS		Units mg/L							Date Analyzed
SampID: 23071339-031BMS											
Analyses	Cert	RL	Qual	Result	Spike	SPK Ref Val	%REC	Low Limit	High Limit	Date Analyzed	
Phosphorus, Orthophosphate (as P)		0.010		0.105	0.0500	0.04800	114.0	85	115	08/04/2023	

Batch R334615		SampType: MSD		Units mg/L							RPD Limit 10	Date Analyzed
SampID: 23071339-031BMSD												
Analyses	Cert	RL	Qual	Result	Spike	SPK Ref Val	%REC	RPD Ref Val	%RPD	Date Analyzed		
Phosphorus, Orthophosphate (as P)		0.010		0.100	0.0500	0.04800	104.0	0.1050	4.88	08/04/2023		



Quality Control Results

<http://www.teklabinc.com/>

Client: Ramboll

Work Order: 23071339

Client Project: BAL-23Q3

Report Date: 11-Oct-23

STANDARD METHODS 4500-P E (DISSOLVED) 1999, 2011

Batch R334615		SampType: MS		Units mg/L							Date Analyzed
SampID: 23071339-032BMS											
Analyses	Cert	RL	Qual	Result	Spike	SPK Ref Val	%REC	Low Limit	High Limit		
Phosphorus, Orthophosphate (as P)		0.010		0.087	0.0500	0.03300	108.0	85	115	08/04/2023	

Batch R334615		SampType: MSD		Units mg/L							RPD Limit 10	Date Analyzed
SampID: 23071339-032BMSD												
Analyses	Cert	RL	Qual	Result	Spike	SPK Ref Val	%REC	RPD Ref Val	%RPD			
Phosphorus, Orthophosphate (as P)		0.010		0.089	0.0500	0.03300	112.0	0.08700	2.27	08/04/2023		

Batch R334615		SampType: MS		Units mg/L							Date Analyzed
SampID: 23071339-044BMS											
Analyses	Cert	RL	Qual	Result	Spike	SPK Ref Val	%REC	Low Limit	High Limit		
Phosphorus, Orthophosphate (as P)		0.010		0.067	0.0500	0.01300	108.0	85	115	08/04/2023	

Batch R334615		SampType: MSD		Units mg/L							RPD Limit 10	Date Analyzed
SampID: 23071339-044BMSD												
Analyses	Cert	RL	Qual	Result	Spike	SPK Ref Val	%REC	RPD Ref Val	%RPD			
Phosphorus, Orthophosphate (as P)		0.010		0.067	0.0500	0.01300	108.0	0.06700	0.00	08/04/2023		

Batch R334730		SampType: MS		Units mg/L							Date Analyzed
SampID: 23071339-003BMS											
Analyses	Cert	RL	Qual	Result	Spike	SPK Ref Val	%REC	Low Limit	High Limit		
Phosphorus, Orthophosphate (as P)		0.010		0.077	0.0500	0.02300	108.0	85	115	08/08/2023	

Batch R334730		SampType: MSD		Units mg/L							RPD Limit 10	Date Analyzed
SampID: 23071339-003BMSD												
Analyses	Cert	RL	Qual	Result	Spike	SPK Ref Val	%REC	RPD Ref Val	%RPD			
Phosphorus, Orthophosphate (as P)		0.010		0.079	0.0500	0.02300	112.0	0.07700	2.56	08/08/2023		

Batch R334730		SampType: MS		Units mg/L							Date Analyzed
SampID: 23071339-019BMS											
Analyses	Cert	RL	Qual	Result	Spike	SPK Ref Val	%REC	Low Limit	High Limit		
Phosphorus, Orthophosphate (as P)		0.010		0.129	0.0500	0.08200	94.0	85	115	08/08/2023	

Batch R334730		SampType: MSD		Units mg/L							RPD Limit 10	Date Analyzed
SampID: 23071339-019BMSD												
Analyses	Cert	RL	Qual	Result	Spike	SPK Ref Val	%REC	RPD Ref Val	%RPD			
Phosphorus, Orthophosphate (as P)		0.010		0.129	0.0500	0.08200	94.0	0.1290	0.00	08/08/2023		



Quality Control Results

<http://www.teklabinc.com/>

Client: Ramboll

Work Order: 23071339

Client Project: BAL-23Q3

Report Date: 11-Oct-23

STANDARD METHODS 4500-P E (DISSOLVED) 1999, 2011

Batch R334730		SampType: MS		Units mg/L							Date Analyzed
SampID: 23071339-024BMS											
Analyses	Cert	RL	Qual	Result	Spike	SPK Ref Val	%REC	Low Limit	High Limit	Date Analyzed	
Phosphorus, Orthophosphate (as P)		0.010		0.053	0.0500	0	106.0	85	115	08/08/2023	

Batch R334730		SampType: MSD		Units mg/L							RPD Limit 10	Date Analyzed
SampID: 23071339-024BMSD												
Analyses	Cert	RL	Qual	Result	Spike	SPK Ref Val	%REC	RPD Ref Val	%RPD	Date Analyzed		
Phosphorus, Orthophosphate (as P)		0.010		0.051	0.0500	0	102.0	0.05300	3.85	08/08/2023		

STANDARD METHODS 4500-P E 1999, 2011

Batch R334615		SampType: MBLK		Units mg/L							Date Analyzed
SampID: MBLK											
Analyses	Cert	RL	Qual	Result	Spike	SPK Ref Val	%REC	Low Limit	High Limit	Date Analyzed	
Phosphorus, Orthophosphate (as P)		0.010		< 0.010	0.0020	0	0	-100	100	08/04/2023	

Batch R334615		SampType: LCS		Units mg/L							Date Analyzed
SampID: LCS											
Analyses	Cert	RL	Qual	Result	Spike	SPK Ref Val	%REC	Low Limit	High Limit	Date Analyzed	
Phosphorus, Orthophosphate (as P)		0.010		0.102	0.1000	0	102.0	90	110	08/04/2023	

Batch R334615		SampType: MS		Units mg/L							Date Analyzed
SampID: 23071339-022AMS											
Analyses	Cert	RL	Qual	Result	Spike	SPK Ref Val	%REC	Low Limit	High Limit	Date Analyzed	
Phosphorus, Orthophosphate (as P)		0.010		0.056	0.0500	0	112.0	85	115	08/04/2023	

Batch R334615		SampType: MSD		Units mg/L							RPD Limit 10	Date Analyzed
SampID: 23071339-022AMSD												
Analyses	Cert	RL	Qual	Result	Spike	SPK Ref Val	%REC	RPD Ref Val	%RPD	Date Analyzed		
Phosphorus, Orthophosphate (as P)		0.010	S	0.060	0.0500	0	120.0	0.05600	6.90	08/04/2023		

Batch R334730		SampType: MBLK		Units mg/L							Date Analyzed
SampID: MBLK											
Analyses	Cert	RL	Qual	Result	Spike	SPK Ref Val	%REC	Low Limit	High Limit	Date Analyzed	
Phosphorus, Orthophosphate (as P)		0.010		< 0.010	0.0020	0	0	-100	100	08/08/2023	



Quality Control Results

<http://www.teklabinc.com/>

Client: Ramboll

Work Order: 23071339

Client Project: BAL-23Q3

Report Date: 11-Oct-23

STANDARD METHODS 4500-P E 1999, 2011

Batch R334730		SampType: LCS		Units mg/L							
SampID: LCS											
Analyses	Cert	RL	Qual	Result	Spike	SPK Ref Val	%REC	Low Limit	High Limit	Date Analyzed	
Phosphorus, Orthophosphate (as P)		0.010		0.103	0.1000	0	103.0	90	110	08/08/2023	

Batch R334938		SampType: MBLK		Units mg/L							
SampID: MBLK											
Analyses	Cert	RL	Qual	Result	Spike	SPK Ref Val	%REC	Low Limit	High Limit	Date Analyzed	
Phosphorus, Orthophosphate (as P)		0.010		< 0.010	0.0020	0	0	-100	100	08/10/2023	

Batch R334938		SampType: LCS		Units mg/L							
SampID: LCS											
Analyses	Cert	RL	Qual	Result	Spike	SPK Ref Val	%REC	Low Limit	High Limit	Date Analyzed	
Phosphorus, Orthophosphate (as P)		0.010		0.099	0.1000	0	99.0	90	110	08/10/2023	

Batch R335135		SampType: MBLK		Units mg/L							
SampID: MBLK											
Analyses	Cert	RL	Qual	Result	Spike	SPK Ref Val	%REC	Low Limit	High Limit	Date Analyzed	
Phosphorus, Orthophosphate (as P)		0.010		< 0.010	0.0020	0	0	-100	100	08/16/2023	

Batch R335135		SampType: LCS		Units mg/L							
SampID: LCS											
Analyses	Cert	RL	Qual	Result	Spike	SPK Ref Val	%REC	Low Limit	High Limit	Date Analyzed	
Phosphorus, Orthophosphate (as P)		0.010		0.108	0.1000	0	108.0	90	110	08/16/2023	

SW-846 9036 (DISSOLVED)

Batch R334945		SampType: MS		Units mg/L							
SampID: 23071339-001BMS											
Analyses	Cert	RL	Qual	Result	Spike	SPK Ref Val	%REC	Low Limit	High Limit	Date Analyzed	
Sulfate		50	E	255	100.0	157.5	97.5	85	115	08/11/2023	

Batch R334945		SampType: MSD		Units mg/L							
SampID: 23071339-001BMDS											
Analyses	Cert	RL	Qual	Result	Spike	SPK Ref Val	%REC	RPD Ref Val	%RPD	Date Analyzed	
Sulfate		50	E	256	100.0	157.5	98.0	255.0	0.21	08/11/2023	



Quality Control Results

<http://www.teklabinc.com/>

Client: Ramboll

Work Order: 23071339

Client Project: BAL-23Q3

Report Date: 11-Oct-23

SW-846 9036 (DISSOLVED)

Batch R334945		SampType: MS		Units mg/L							Date Analyzed
SampID: 23071339-009BMS											
Analyses	Cert	RL	Qual	Result	Spike	SPK Ref Val	%REC	Low Limit	High Limit	Date Analyzed	
Sulfate		10		40	20.00	22.26	90.8	85	115	08/11/2023	

Batch R334945		SampType: MSD		Units mg/L							RPD Limit 10	Date Analyzed
SampID: 23071339-009BMSD												
Analyses	Cert	RL	Qual	Result	Spike	SPK Ref Val	%REC	RPD Ref Val	%RPD	Date Analyzed		
Sulfate		10		40	20.00	22.26	89.2	40.41	0.80	08/11/2023		

Batch R334945		SampType: MS		Units mg/L							Date Analyzed
SampID: 23071339-017BMS											
Analyses	Cert	RL	Qual	Result	Spike	SPK Ref Val	%REC	Low Limit	High Limit	Date Analyzed	
Sulfate		50		164	100.0	74.48	89.7	85	115	08/12/2023	

Batch R334945		SampType: MSD		Units mg/L							RPD Limit 10	Date Analyzed
SampID: 23071339-017BMSD												
Analyses	Cert	RL	Qual	Result	Spike	SPK Ref Val	%REC	RPD Ref Val	%RPD	Date Analyzed		
Sulfate		50		165	100.0	74.48	90.2	164.2	0.25	08/12/2023		

Batch R335058		SampType: MS		Units mg/L							Date Analyzed
SampID: 23071339-030BMS											
Analyses	Cert	RL	Qual	Result	Spike	SPK Ref Val	%REC	Low Limit	High Limit	Date Analyzed	
Sulfate		20		87	40.00	50.06	92.2	85	115	08/15/2023	

Batch R335058		SampType: MSD		Units mg/L							RPD Limit 10	Date Analyzed
SampID: 23071339-030BMSD												
Analyses	Cert	RL	Qual	Result	Spike	SPK Ref Val	%REC	RPD Ref Val	%RPD	Date Analyzed		
Sulfate		20		85	40.00	50.06	88.6	86.92	1.66	08/15/2023		

Batch R335139		SampType: MS		Units mg/L							Date Analyzed
SampID: 23071339-035BMS											
Analyses	Cert	RL	Qual	Result	Spike	SPK Ref Val	%REC	Low Limit	High Limit	Date Analyzed	
Sulfate		50		169	100.0	80.36	88.5	85	115	08/16/2023	

Batch R335139		SampType: MSD		Units mg/L							RPD Limit 10	Date Analyzed
SampID: 23071339-035BMSD												
Analyses	Cert	RL	Qual	Result	Spike	SPK Ref Val	%REC	RPD Ref Val	%RPD	Date Analyzed		
Sulfate		50		173	100.0	80.36	93.0	168.9	2.65	08/16/2023		



Quality Control Results

<http://www.teklabinc.com/>

Client: Ramboll

Work Order: 23071339

Client Project: BAL-23Q3

Report Date: 11-Oct-23

SW-846 9036 (TOTAL)

Batch R334945		SampType: MBLK		Units mg/L							
SampID: ICB/MBLK											
Analyses	Cert	RL	Qual	Result	Spike	SPK Ref Val	%REC	Low Limit	High Limit	Date Analyzed	
Sulfate		10		< 10	6.140	0	0	-100	100	08/11/2023	

Batch R334945		SampType: LCS		Units mg/L							
SampID: ICB/LCS											
Analyses	Cert	RL	Qual	Result	Spike	SPK Ref Val	%REC	Low Limit	High Limit	Date Analyzed	
Sulfate		10		20	20.00	0	101.2	90	110	08/11/2023	

Batch R335058		SampType: MBLK		Units mg/L							
SampID: ICB/MBLK											
Analyses	Cert	RL	Qual	Result	Spike	SPK Ref Val	%REC	Low Limit	High Limit	Date Analyzed	
Sulfate		10		< 10	6.140	0	0	-100	100	08/15/2023	

Batch R335058		SampType: MBLK		Units mg/L							
SampID: MBLK/ICB											
Analyses	Cert	RL	Qual	Result	Spike	SPK Ref Val	%REC	Low Limit	High Limit	Date Analyzed	
Sulfate		10		< 10	6.140	0	0	-100	100	08/15/2023	

Batch R335058		SampType: LCS		Units mg/L							
SampID: ICB/LCS											
Analyses	Cert	RL	Qual	Result	Spike	SPK Ref Val	%REC	Low Limit	High Limit	Date Analyzed	
Sulfate		10		18	20.00	0	91.6	90	110	08/15/2023	

Batch R335058		SampType: LCS		Units mg/L							
SampID: LCS/ICV											
Analyses	Cert	RL	Qual	Result	Spike	SPK Ref Val	%REC	Low Limit	High Limit	Date Analyzed	
Sulfate		10		19	20.00	0	92.8	90	110	08/15/2023	

Batch R335139		SampType: MBLK		Units mg/L							
SampID: ICB/MBLK											
Analyses	Cert	RL	Qual	Result	Spike	SPK Ref Val	%REC	Low Limit	High Limit	Date Analyzed	
Sulfate		10		< 10	6.140	0	0	-100	100	08/16/2023	

Batch R335139		SampType: LCS		Units mg/L							
SampID: ICB/LCS											
Analyses	Cert	RL	Qual	Result	Spike	SPK Ref Val	%REC	Low Limit	High Limit	Date Analyzed	
Sulfate		10		19	20.00	0	96.9	90	110	08/16/2023	



Quality Control Results

<http://www.teklabinc.com/>

Client: Ramboll

Work Order: 23071339

Client Project: BAL-23Q3

Report Date: 11-Oct-23

SW-846 9036 (TOTAL)

Batch R335139		SampType: MS		Units mg/L							Date Analyzed
SampID: 23071339-003AMS											
Analyses	Cert	RL	Qual	Result	Spike	SPK Ref Val	%REC	Low Limit	High Limit	Date Analyzed	
Sulfate		500		1760	1000	852.3	91.2	85	115	08/16/2023	

Batch R335139		SampType: MSD		Units mg/L							RPD Limit 10	Date Analyzed
SampID: 23071339-003AMSD												
Analyses	Cert	RL	Qual	Result	Spike	SPK Ref Val	%REC	RPD Ref Val	%RPD	Date Analyzed		
Sulfate		500		1760	1000	852.3	90.9	1764	0.13	08/16/2023		

Batch R335139		SampType: MS		Units mg/L							Date Analyzed
SampID: 23071339-014AMS											
Analyses	Cert	RL	Qual	Result	Spike	SPK Ref Val	%REC	Low Limit	High Limit	Date Analyzed	
Sulfate		10	E	59	20.00	40.69	92.6	85	115	08/16/2023	

Batch R335139		SampType: MSD		Units mg/L							RPD Limit 10	Date Analyzed
SampID: 23071339-014AMSD												
Analyses	Cert	RL	Qual	Result	Spike	SPK Ref Val	%REC	RPD Ref Val	%RPD	Date Analyzed		
Sulfate		10	E	60	20.00	40.69	98.6	59.22	1.99	08/16/2023		

Batch R335139		SampType: MS		Units mg/L							Date Analyzed
SampID: 23071339-018AMS											
Analyses	Cert	RL	Qual	Result	Spike	SPK Ref Val	%REC	Low Limit	High Limit	Date Analyzed	
Sulfate		10	E	61	20.00	42.96	90.7	85	115	08/16/2023	

Batch R335139		SampType: MSD		Units mg/L							RPD Limit 10	Date Analyzed
SampID: 23071339-018AMSD												
Analyses	Cert	RL	Qual	Result	Spike	SPK Ref Val	%REC	RPD Ref Val	%RPD	Date Analyzed		
Sulfate		10	E	61	20.00	42.96	89.5	61.10	0.39	08/16/2023		

Batch R335139		SampType: MS		Units mg/L							Date Analyzed
SampID: 23071339-035AMS											
Analyses	Cert	RL	Qual	Result	Spike	SPK Ref Val	%REC	Low Limit	High Limit	Date Analyzed	
Sulfate		20	E	108	40.00	69.27	98.1	85	115	08/16/2023	

Batch R335139		SampType: MSD		Units mg/L							RPD Limit 10	Date Analyzed
SampID: 23071339-035AMSD												
Analyses	Cert	RL	Qual	Result	Spike	SPK Ref Val	%REC	RPD Ref Val	%RPD	Date Analyzed		
Sulfate		20	E	110	40.00	69.27	103.0	108.5	1.79	08/16/2023		



Quality Control Results

<http://www.teklabinc.com/>

Client: Ramboll

Work Order: 23071339

Client Project: BAL-23Q3

Report Date: 11-Oct-23

SW-846 9036 (TOTAL)

Batch R335217		SampType: MBLK		Units mg/L							Date Analyzed
SampID: ICB/MBLK											
Analyses	Cert	RL	Qual	Result	Spike	SPK Ref Val	%REC	Low Limit	High Limit	Date Analyzed	
Sulfate		10		< 10	6.140	0	0	-100	100	08/17/2023	

Batch R335217		SampType: LCS		Units mg/L							Date Analyzed
SampID: ICB/LCS											
Analyses	Cert	RL	Qual	Result	Spike	SPK Ref Val	%REC	Low Limit	High Limit	Date Analyzed	
Sulfate		10		20	20.00	0	99.6	90	110	08/17/2023	

Batch R335217		SampType: MS		Units mg/L							Date Analyzed
SampID: 23071339-005AMS											
Analyses	Cert	RL	Qual	Result	Spike	SPK Ref Val	%REC	Low Limit	High Limit	Date Analyzed	
Sulfate		500	S	1540	1000	732.0	81.2	85	115	08/17/2023	

Batch R335217		SampType: MSD		Units mg/L							RPD Limit 10	Date Analyzed
SampID: 23071339-005AMSD												
Analyses	Cert	RL	Qual	Result	Spike	SPK Ref Val	%REC	RPD Ref Val	%RPD	Date Analyzed		
Sulfate		500		1600	1000	732.0	86.5	1544	3.37	08/17/2023		

Batch R335341		SampType: MBLK		Units mg/L							Date Analyzed
SampID: ICB/MBLK											
Analyses	Cert	RL	Qual	Result	Spike	SPK Ref Val	%REC	Low Limit	High Limit	Date Analyzed	
Sulfate		10		< 10	6.140	0	0	-100	100	08/21/2023	

Batch R335341		SampType: LCS		Units mg/L							Date Analyzed
SampID: ICB/LCS											
Analyses	Cert	RL	Qual	Result	Spike	SPK Ref Val	%REC	Low Limit	High Limit	Date Analyzed	
Sulfate		10		20	20.00	0	98.0	90	110	08/21/2023	

SW-846 9060A

Batch R334982		SampType: MBLK		Units mg/L							Date Analyzed
SampID: FILTER MBLK											
Analyses	Cert	RL	Qual	Result	Spike	SPK Ref Val	%REC	Low Limit	High Limit	Date Analyzed	
Dissolved Organic Carbon		1.0		< 1.0	0.4500	0	0	-100	100	08/14/2023	



Quality Control Results

<http://www.teklabinc.com/>

Client: Ramboll

Work Order: 23071339

Client Project: BAL-23Q3

Report Date: 11-Oct-23

SW-846 9060A

Batch R334982		SampType: MS		Units mg/L							Date Analyzed
SampID: 23071339-005FMS											
Analyses	Cert	RL	Qual	Result	Spike	SPK Ref Val	%REC	Low Limit	High Limit		
Dissolved Organic Carbon		1.0	S	4.8	5.000	0.7800	80.6	85	115	08/15/2023	

Batch R334982		SampType: MSD		Units mg/L							RPD Limit 10	Date Analyzed
SampID: 23071339-005FMSD												
Analyses	Cert	RL	Qual	Result	Spike	SPK Ref Val	%REC	RPD Ref Val	%RPD			
Dissolved Organic Carbon		1.0	S	4.9	5.000	0.7800	81.8	4.810	1.24	08/15/2023		

Batch R335281		SampType: MBLK		Units mg/L							Date Analyzed
SampID: FILTER MBLK											
Analyses	Cert	RL	Qual	Result	Spike	SPK Ref Val	%REC	Low Limit	High Limit		
Dissolved Organic Carbon		1.0		< 1.0	0.4500	0	0	-100	100	08/18/2023	

Batch R335281		SampType: MS		Units mg/L							Date Analyzed
SampID: 23071339-009FMS											
Analyses	Cert	RL	Qual	Result	Spike	SPK Ref Val	%REC	Low Limit	High Limit		
Dissolved Organic Carbon		1.0		6.4	5.000	1.800	92.0	85	115	08/19/2023	

Batch R335281		SampType: MSD		Units mg/L							RPD Limit 10	Date Analyzed
SampID: 23071339-009FMSD												
Analyses	Cert	RL	Qual	Result	Spike	SPK Ref Val	%REC	RPD Ref Val	%RPD			
Dissolved Organic Carbon		1.0		6.1	5.000	1.800	86.6	6.400	4.31	08/19/2023		

Batch R335281		SampType: MS		Units mg/L							Date Analyzed
SampID: 23071339-016FMS											
Analyses	Cert	RL	Qual	Result	Spike	SPK Ref Val	%REC	Low Limit	High Limit		
Dissolved Organic Carbon		1.0	S	4.1	5.000	0	81.6	85	115	08/19/2023	

Batch R335281		SampType: MSD		Units mg/L							RPD Limit 10	Date Analyzed
SampID: 23071339-016FMSD												
Analyses	Cert	RL	Qual	Result	Spike	SPK Ref Val	%REC	RPD Ref Val	%RPD			
Dissolved Organic Carbon		1.0	S	4.0	5.000	0	79.0	4.080	3.24	08/19/2023		

Batch R335506		SampType: MBLK		Units mg/L							Date Analyzed
SampID: FILTER MBLK											
Analyses	Cert	RL	Qual	Result	Spike	SPK Ref Val	%REC	Low Limit	High Limit		
Dissolved Organic Carbon		1.0		< 1.0	0.4500	0	0	-100	100	08/24/2023	



Quality Control Results

<http://www.teklabinc.com/>

Client: Ramboll

Work Order: 23071339

Client Project: BAL-23Q3

Report Date: 11-Oct-23

SW-846 9060A

Batch R335506		SampType: MBLK		Units mg/L							Date Analyzed
SampID: ICB/MBLK											
Analyses	Cert	RL	Qual	Result	Spike	SPK Ref Val	%REC	Low Limit	High Limit	Date Analyzed	
Total Organic Carbon (TOC)		1.0		< 1.0	0.4500	0	0	-100	100	08/24/2023	

Batch R335506		SampType: LCS		Units mg/L							Date Analyzed
SampID: ICV/LCS											
Analyses	Cert	RL	Qual	Result	Spike	SPK Ref Val	%REC	Low Limit	High Limit	Date Analyzed	
Total Organic Carbon (TOC)		1.0		5.3	5.000	0	105.6	90	110	08/24/2023	

Batch R335506		SampType: MS		Units mg/L							Date Analyzed
SampID: 23071339-011FMS											
Analyses	Cert	RL	Qual	Result	Spike	SPK Ref Val	%REC	Low Limit	High Limit	Date Analyzed	
Dissolved Organic Carbon		1.0		6.3	5.000	0.9700	106.0	85	115	08/24/2023	

Batch R335506		SampType: MSD		Units mg/L							RPD Limit 10	Date Analyzed
SampID: 23071339-011FMSD												
Analyses	Cert	RL	Qual	Result	Spike	SPK Ref Val	%REC	RPD Ref Val	%RPD	Date Analyzed		
Dissolved Organic Carbon		1.0		6.2	5.000	0.9700	105.0	6.270	0.80	08/24/2023		

Batch R335506		SampType: MS		Units mg/L							Date Analyzed
SampID: 23071339-026FMS											
Analyses	Cert	RL	Qual	Result	Spike	SPK Ref Val	%REC	Low Limit	High Limit	Date Analyzed	
Dissolved Organic Carbon		1.0		6.6	5.000	1.570	100.8	85	115	08/24/2023	

Batch R335506		SampType: MSD		Units mg/L							RPD Limit 10	Date Analyzed
SampID: 23071339-026FMSD												
Analyses	Cert	RL	Qual	Result	Spike	SPK Ref Val	%REC	RPD Ref Val	%RPD	Date Analyzed		
Dissolved Organic Carbon		1.0		6.6	5.000	1.570	100.4	6.610	0.30	08/24/2023		

Batch R335573		SampType: MBLK		Units mg/L							Date Analyzed
SampID: FILTER MBLK											
Analyses	Cert	RL	Qual	Result	Spike	SPK Ref Val	%REC	Low Limit	High Limit	Date Analyzed	
Dissolved Organic Carbon		1.0		< 1.0	0.4500	0	0	-100	100	08/26/2023	

Batch R335573		SampType: MBLK		Units mg/L							Date Analyzed
SampID: ICB/MBLK											
Analyses	Cert	RL	Qual	Result	Spike	SPK Ref Val	%REC	Low Limit	High Limit	Date Analyzed	
Total Organic Carbon (TOC)		1.0		< 1.0	0.4500	0	0	-100	100	08/26/2023	



Quality Control Results

<http://www.teklabinc.com/>

Client: Ramboll

Work Order: 23071339

Client Project: BAL-23Q3

Report Date: 11-Oct-23

SW-846 9060A

Batch R335573		SampType: LCS		Units mg/L						
SampID: ICV/LCS										
Analyses	Cert	RL	Qual	Result	Spike	SPK Ref Val	%REC	Low Limit	High Limit	Date Analyzed
Total Organic Carbon (TOC)		1.0		4.9	5.000	0	98.8	90	110	08/26/2023

Batch R335573		SampType: MS		Units mg/L						
SampID: 23071339-015EMS										
Analyses	Cert	RL	Qual	Result	Spike	SPK Ref Val	%REC	Low Limit	High Limit	Date Analyzed
Total Organic Carbon (TOC)		1.0		7.3	5.000	2.350	98.2	85	115	08/26/2023

Batch R335573		SampType: MSD		Units mg/L							RPD Limit 10
SampID: 23071339-015EMSD											
Analyses	Cert	RL	Qual	Result	Spike	SPK Ref Val	%REC	RPD Ref Val	%RPD	Date Analyzed	
Total Organic Carbon (TOC)		1.0		7.4	5.000	2.350	100.8	7.260	1.77	08/26/2023	

Batch R335573		SampType: MS		Units mg/L						
SampID: 23071339-031EMS										
Analyses	Cert	RL	Qual	Result	Spike	SPK Ref Val	%REC	Low Limit	High Limit	Date Analyzed
Total Organic Carbon (TOC)		1.0		5.6	5.000	0.9500	94.0	85	115	08/27/2023

Batch R335573		SampType: MSD		Units mg/L							RPD Limit 10
SampID: 23071339-031EMSD											
Analyses	Cert	RL	Qual	Result	Spike	SPK Ref Val	%REC	RPD Ref Val	%RPD	Date Analyzed	
Total Organic Carbon (TOC)		1.0		5.4	5.000	0.9500	89.4	5.650	4.16	08/27/2023	

Batch R335573		SampType: MS		Units mg/L						
SampID: 23071339-038FMS										
Analyses	Cert	RL	Qual	Result	Spike	SPK Ref Val	%REC	Low Limit	High Limit	Date Analyzed
Dissolved Organic Carbon		1.0		7.0	5.000	2.520	89.8	85	115	08/26/2023

Batch R335573		SampType: MSD		Units mg/L							RPD Limit 10
SampID: 23071339-038FMSD											
Analyses	Cert	RL	Qual	Result	Spike	SPK Ref Val	%REC	RPD Ref Val	%RPD	Date Analyzed	
Dissolved Organic Carbon		1.0		7.1	5.000	2.520	90.8	7.010	0.71	08/26/2023	

Batch R335573		SampType: MS		Units mg/L						
SampID: 23071339-041FMS										
Analyses	Cert	RL	Qual	Result	Spike	SPK Ref Val	%REC	Low Limit	High Limit	Date Analyzed
Dissolved Organic Carbon		1.0		8.9	5.000	3.600	106.6	85	115	08/26/2023



Quality Control Results

<http://www.teklabinc.com/>

Client: Ramboll

Work Order: 23071339

Client Project: BAL-23Q3

Report Date: 11-Oct-23

SW-846 9060A

Batch R335573		SampType: MSD		Units mg/L				RPD Limit 10			Date Analyzed
SampID: 23071339-041FMSD											
Analyses	Cert	RL	Qual	Result	Spike	SPK Ref Val	%REC	RPD Ref Val	%RPD	Date Analyzed	
Dissolved Organic Carbon		1.0		8.5	5.000	3.600	98.8	8.930	4.46	08/26/2023	

Batch R335646		SampType: MBLK		Units mg/L				RPD Limit 10			Date Analyzed
SampID: FILTER MBLK											
Analyses	Cert	RL	Qual	Result	Spike	SPK Ref Val	%REC	Low Limit	High Limit	Date Analyzed	
Dissolved Organic Carbon		1.0		< 1.0	0.4500	0	0	-100	100	08/28/2023	

Batch R335646		SampType: MBLK		Units mg/L				RPD Limit 10			Date Analyzed
SampID: ICB/MBLK											
Analyses	Cert	RL	Qual	Result	Spike	SPK Ref Val	%REC	Low Limit	High Limit	Date Analyzed	
Total Organic Carbon (TOC)		1.0		< 1.0	0.4500	0	0	-100	100	08/28/2023	

Batch R335646		SampType: MBLK		Units mg/L				RPD Limit 10			Date Analyzed
SampID: MB-R335646											
Analyses	Cert	RL	Qual	Result	Spike	SPK Ref Val	%REC	Low Limit	High Limit	Date Analyzed	
Dissolved Organic Carbon		1.0		< 1.0	0.4500	0	0	-100	100	08/28/2023	

Batch R335646		SampType: LCS		Units mg/L				RPD Limit 10			Date Analyzed
SampID: ICV/LCS											
Analyses	Cert	RL	Qual	Result	Spike	SPK Ref Val	%REC	Low Limit	High Limit	Date Analyzed	
Total Organic Carbon (TOC)		1.0		4.7	5.000	0	93.8	90	110	08/28/2023	

Batch R335646		SampType: LCS		Units mg/L				RPD Limit 10			Date Analyzed
SampID: LCS-R335646											
Analyses	Cert	RL	Qual	Result	Spike	SPK Ref Val	%REC	Low Limit	High Limit	Date Analyzed	
Dissolved Organic Carbon		1.0		4.7	5.000	0	93.8	90	110	08/28/2023	

Batch R335646		SampType: MS		Units mg/L				RPD Limit 10			Date Analyzed
SampID: 23071339-045EMS											
Analyses	Cert	RL	Qual	Result	Spike	SPK Ref Val	%REC	Low Limit	High Limit	Date Analyzed	
Total Organic Carbon (TOC)		1.0		5.5	5.000	1.240	86.0	85	115	08/28/2023	

Batch R335646		SampType: MSD		Units mg/L				RPD Limit 10			Date Analyzed
SampID: 23071339-045EMSD											
Analyses	Cert	RL	Qual	Result	Spike	SPK Ref Val	%REC	RPD Ref Val	%RPD	Date Analyzed	
Total Organic Carbon (TOC)		1.0		5.5	5.000	1.240	85.4	5.540	0.54	08/28/2023	



Quality Control Results

<http://www.teklabinc.com/>

Client: Ramboll

Work Order: 23071339

Client Project: BAL-23Q3

Report Date: 11-Oct-23

SW-846 9214 (TOTAL)

Batch R334632		SampType: MBLK		Units mg/L							
SampID: MBLK											
Analyses	Cert	RL	Qual	Result	Spike	SPK Ref Val	%REC	Low Limit	High Limit	Date Analyzed	
Fluoride		0.10		< 0.10	0.0500	0	0	-100	100	08/07/2023	

Batch R334632		SampType: LCS		Units mg/L							
SampID: LCS											
Analyses	Cert	RL	Qual	Result	Spike	SPK Ref Val	%REC	Low Limit	High Limit	Date Analyzed	
Fluoride		0.10		1.00	1.000	0	99.6	90	110	08/07/2023	

Batch R334632		SampType: MS		Units mg/L							
SampID: 23071339-030AMS											
Analyses	Cert	RL	Qual	Result	Spike	SPK Ref Val	%REC	Low Limit	High Limit	Date Analyzed	
Fluoride		0.10		6.21	2.000	4.073	106.9	75	125	08/07/2023	

Batch R334632		SampType: MSD		Units mg/L							
SampID: 23071339-030AMSD											
Analyses	Cert	RL	Qual	Result	Spike	SPK Ref Val	%REC	RPD Ref Val	%RPD	Date Analyzed	
Fluoride		0.10		6.31	2.000	4.073	111.7	6.210	1.55	08/07/2023	

Batch R334632		SampType: MS		Units mg/L							
SampID: 23071339-044AMS											
Analyses	Cert	RL	Qual	Result	Spike	SPK Ref Val	%REC	Low Limit	High Limit	Date Analyzed	
Fluoride		0.10		3.80	2.000	1.691	105.5	75	125	08/07/2023	

Batch R334632		SampType: MSD		Units mg/L							
SampID: 23071339-044AMSD											
Analyses	Cert	RL	Qual	Result	Spike	SPK Ref Val	%REC	RPD Ref Val	%RPD	Date Analyzed	
Fluoride		0.10		3.75	2.000	1.691	102.9	3.801	1.38	08/07/2023	

Batch R334891		SampType: MBLK		Units mg/L							
SampID: MBLK											
Analyses	Cert	RL	Qual	Result	Spike	SPK Ref Val	%REC	Low Limit	High Limit	Date Analyzed	
Fluoride		0.10		< 0.10	0.0500	0	0	-100	100	08/11/2023	

Batch R334891		SampType: LCS		Units mg/L							
SampID: LCS											
Analyses	Cert	RL	Qual	Result	Spike	SPK Ref Val	%REC	Low Limit	High Limit	Date Analyzed	
Fluoride		0.10		0.98	1.000	0	97.9	90	110	08/11/2023	



Quality Control Results

<http://www.teklabinc.com/>

Client: Ramboll

Work Order: 23071339

Client Project: BAL-23Q3

Report Date: 11-Oct-23

SW-846 9214 (TOTAL)

Batch R334891		SampType: MS		Units mg/L							Date Analyzed
SampID: 23071339-006AMS											
Analyses	Cert	RL	Qual	Result	Spike	SPK Ref Val	%REC	Low Limit	High Limit	Date Analyzed	
Fluoride		0.10		2.52	2.000	0.4380	104.3	75	125	08/11/2023	

Batch R334891		SampType: MSD		Units mg/L							RPD Limit 15	Date Analyzed
SampID: 23071339-006AMSD												
Analyses	Cert	RL	Qual	Result	Spike	SPK Ref Val	%REC	RPD Ref Val	%RPD	Date Analyzed		
Fluoride		0.10		2.47	2.000	0.4380	101.6	2.524	2.20	08/11/2023		

Batch R334891		SampType: MS		Units mg/L							Date Analyzed
SampID: 23071339-029AMS											
Analyses	Cert	RL	Qual	Result	Spike	SPK Ref Val	%REC	Low Limit	High Limit	Date Analyzed	
Fluoride		0.10		5.28	2.000	3.244	101.8	75	125	08/11/2023	

Batch R334891		SampType: MSD		Units mg/L							RPD Limit 15	Date Analyzed
SampID: 23071339-029AMSD												
Analyses	Cert	RL	Qual	Result	Spike	SPK Ref Val	%REC	RPD Ref Val	%RPD	Date Analyzed		
Fluoride		0.10		5.34	2.000	3.244	104.6	5.279	1.07	08/11/2023		

Batch R334891		SampType: MS		Units mg/L							Date Analyzed
SampID: 23071339-038AMS											
Analyses	Cert	RL	Qual	Result	Spike	SPK Ref Val	%REC	Low Limit	High Limit	Date Analyzed	
Fluoride		0.10		2.17	2.000	0.2430	96.6	75	125	08/11/2023	

Batch R334891		SampType: MSD		Units mg/L							RPD Limit 15	Date Analyzed
SampID: 23071339-038AMSD												
Analyses	Cert	RL	Qual	Result	Spike	SPK Ref Val	%REC	RPD Ref Val	%RPD	Date Analyzed		
Fluoride		0.10		2.19	2.000	0.2430	97.4	2.174	0.73	08/11/2023		

Batch R334963		SampType: MBLK		Units mg/L							Date Analyzed
SampID: MBLK											
Analyses	Cert	RL	Qual	Result	Spike	SPK Ref Val	%REC	Low Limit	High Limit	Date Analyzed	
Fluoride		0.10		< 0.10	0.0500	0	0	-100	100	08/14/2023	

Batch R334963		SampType: LCS		Units mg/L							Date Analyzed
SampID: LCS											
Analyses	Cert	RL	Qual	Result	Spike	SPK Ref Val	%REC	Low Limit	High Limit	Date Analyzed	
Fluoride		0.10		0.97	1.000	0	97.0	90	110	08/14/2023	



Quality Control Results

<http://www.teklabinc.com/>

Client: Ramboll

Work Order: 23071339

Client Project: BAL-23Q3

Report Date: 11-Oct-23

SW-846 9214 (TOTAL)

Batch R334963		SampType: MS		Units mg/L							Date Analyzed
SampID: 23071339-019AMS											
Analyses	Cert	RL	Qual	Result	Spike	SPK Ref Val	%REC	Low Limit	High Limit	Date Analyzed	
Fluoride		0.10		5.54	2.000	3.357	109.3	75	125	08/14/2023	

Batch R334963		SampType: MSD		Units mg/L							RPD Limit 15	Date Analyzed
SampID: 23071339-019AMSD												
Analyses	Cert	RL	Qual	Result	Spike	SPK Ref Val	%REC	RPD Ref Val	%RPD	Date Analyzed		
Fluoride		0.10		5.37	2.000	3.357	100.8	5.542	3.12	08/14/2023		

Batch R334963		SampType: MS		Units mg/L							Date Analyzed
SampID: 23071339-043AMS											
Analyses	Cert	RL	Qual	Result	Spike	SPK Ref Val	%REC	Low Limit	High Limit	Date Analyzed	
Fluoride		0.10		2.12	2.000	0	105.8	75	125	08/14/2023	

Batch R334963		SampType: MSD		Units mg/L							RPD Limit 15	Date Analyzed
SampID: 23071339-043AMSD												
Analyses	Cert	RL	Qual	Result	Spike	SPK Ref Val	%REC	RPD Ref Val	%RPD	Date Analyzed		
Fluoride		0.10		2.11	2.000	0	105.4	2.116	0.43	08/14/2023		

Batch R335102		SampType: MBLK		Units mg/L							Date Analyzed
SampID: MBLK											
Analyses	Cert	RL	Qual	Result	Spike	SPK Ref Val	%REC	Low Limit	High Limit	Date Analyzed	
Fluoride		0.10		< 0.10	0.0500	0	0	-100	100	08/16/2023	

Batch R335102		SampType: LCS		Units mg/L							Date Analyzed
SampID: LCS											
Analyses	Cert	RL	Qual	Result	Spike	SPK Ref Val	%REC	Low Limit	High Limit	Date Analyzed	
Fluoride		0.10		1.00	1.000	0	99.6	90	110	08/16/2023	

Batch R335102		SampType: MS		Units mg/L							Date Analyzed
SampID: 23071339-045AMS											
Analyses	Cert	RL	Qual	Result	Spike	SPK Ref Val	%REC	Low Limit	High Limit	Date Analyzed	
Fluoride		0.10		2.08	2.000	0.1640	95.8	75	125	08/16/2023	

Batch R335102		SampType: MSD		Units mg/L							RPD Limit 15	Date Analyzed
SampID: 23071339-045AMSD												
Analyses	Cert	RL	Qual	Result	Spike	SPK Ref Val	%REC	RPD Ref Val	%RPD	Date Analyzed		
Fluoride		0.10		2.11	2.000	0.1640	97.3	2.081	1.38	08/16/2023		



Quality Control Results

<http://www.teklabinc.com/>

Client: Ramboll

Work Order: 23071339

Client Project: BAL-23Q3

Report Date: 11-Oct-23

SW-846 9251 (DISSOLVED)

Batch R334956		SampType: MS		Units mg/L							Date Analyzed
SampID: 23071339-001BMS											
Analyses	Cert	RL	Qual	Result	Spike	SPK Ref Val	%REC	Low Limit	High Limit	Date Analyzed	
Chloride		4		33	20.00	13.92	93.6	85	115	08/11/2023	

Batch R334956		SampType: MSD		Units mg/L							RPD Limit 15	Date Analyzed
SampID: 23071339-001BMSD												
Analyses	Cert	RL	Qual	Result	Spike	SPK Ref Val	%REC	RPD Ref Val	%RPD	Date Analyzed		
Chloride		4		32	20.00	13.92	91.4	32.63	1.30	08/11/2023		

Batch R334956		SampType: MS		Units mg/L							Date Analyzed
SampID: 23071339-009BMS											
Analyses	Cert	RL	Qual	Result	Spike	SPK Ref Val	%REC	Low Limit	High Limit	Date Analyzed	
Chloride		4		41	20.00	23.37	86.4	85	115	08/11/2023	

Batch R334956		SampType: MSD		Units mg/L							RPD Limit 15	Date Analyzed
SampID: 23071339-009BMSD												
Analyses	Cert	RL	Qual	Result	Spike	SPK Ref Val	%REC	RPD Ref Val	%RPD	Date Analyzed		
Chloride		4		41	20.00	23.37	87.4	40.64	0.49	08/11/2023		

Batch R334956		SampType: MS		Units mg/L							Date Analyzed
SampID: 23071339-017BMS											
Analyses	Cert	RL	Qual	Result	Spike	SPK Ref Val	%REC	Low Limit	High Limit	Date Analyzed	
Chloride		4		35	20.00	17.24	89.8	85	115	08/11/2023	

Batch R334956		SampType: MSD		Units mg/L							RPD Limit 15	Date Analyzed
SampID: 23071339-017BMSD												
Analyses	Cert	RL	Qual	Result	Spike	SPK Ref Val	%REC	RPD Ref Val	%RPD	Date Analyzed		
Chloride		4		35	20.00	17.24	89.3	35.19	0.26	08/11/2023		

Batch R335089		SampType: MS		Units mg/L							Date Analyzed
SampID: 23071339-030BMS											
Analyses	Cert	RL	Qual	Result	Spike	SPK Ref Val	%REC	Low Limit	High Limit	Date Analyzed	
Chloride		200		1770	1000	882.5	88.7	85	115	08/15/2023	

Batch R335089		SampType: MSD		Units mg/L							RPD Limit 15	Date Analyzed
SampID: 23071339-030BMSD												
Analyses	Cert	RL	Qual	Result	Spike	SPK Ref Val	%REC	RPD Ref Val	%RPD	Date Analyzed		
Chloride		200		1790	1000	882.5	90.9	1770	1.22	08/15/2023		



Quality Control Results

<http://www.teklabinc.com/>

Client: Ramboll

Work Order: 23071339

Client Project: BAL-23Q3

Report Date: 11-Oct-23

SW-846 9251 (DISSOLVED)

Batch R335089		SampType: MS		Units mg/L							Date Analyzed
SampID: 23071339-035BMS											
Analyses	Cert	RL	Qual	Result	Spike	SPK Ref Val	%REC	Low Limit	High Limit	Date Analyzed	
Chloride		40		247	200.0	53.29	96.9	85	115	08/15/2023	

Batch R335089		SampType: MSD		Units mg/L							RPD Limit 15	Date Analyzed
SampID: 23071339-035BMSD												
Analyses	Cert	RL	Qual	Result	Spike	SPK Ref Val	%REC	RPD Ref Val	%RPD	Date Analyzed		
Chloride		40		246	200.0	53.29	96.5	247.0	0.27	08/15/2023		

SW-846 9251 (TOTAL)

Batch R334956		SampType: MBLK		Units mg/L							Date Analyzed
SampID: ICB/MBLK											
Analyses	Cert	RL	Qual	Result	Spike	SPK Ref Val	%REC	Low Limit	High Limit	Date Analyzed	
Chloride		4		< 4	0.5000	0	0	-100	100	08/11/2023	

Batch R334956		SampType: LCS		Units mg/L							Date Analyzed
SampID: ICB/LCS											
Analyses	Cert	RL	Qual	Result	Spike	SPK Ref Val	%REC	Low Limit	High Limit	Date Analyzed	
Chloride		4		21	20.00	0	105.8	90	110	08/11/2023	

Batch R335089		SampType: MBLK		Units mg/L							Date Analyzed
SampID: ICB/MBLK											
Analyses	Cert	RL	Qual	Result	Spike	SPK Ref Val	%REC	Low Limit	High Limit	Date Analyzed	
Chloride		4		< 4	0.5000	0	0	-100	100	08/15/2023	

Batch R335089		SampType: MBLK		Units mg/L							Date Analyzed
SampID: MBLK/ICB											
Analyses	Cert	RL	Qual	Result	Spike	SPK Ref Val	%REC	Low Limit	High Limit	Date Analyzed	
Chloride		4		< 4	0.5000	0	0	-100	100	08/15/2023	

Batch R335089		SampType: LCS		Units mg/L							Date Analyzed
SampID: ICB/LCS											
Analyses	Cert	RL	Qual	Result	Spike	SPK Ref Val	%REC	Low Limit	High Limit	Date Analyzed	
Chloride		4		20	20.00	0	99.0	90	110	08/15/2023	



Quality Control Results

<http://www.teklabinc.com/>

Client: Ramboll

Work Order: 23071339

Client Project: BAL-23Q3

Report Date: 11-Oct-23

SW-846 9251 (TOTAL)

Batch R335089		SampType: LCS		Units mg/L							Date Analyzed
SampID: LCS/ICV											
Analyses	Cert	RL	Qual	Result	Spike	SPK Ref Val	%REC	Low Limit	High Limit	Date Analyzed	
Chloride		4		20	20.00	0	100.9	90	110	08/15/2023	

Batch R335089		SampType: MS		Units mg/L							Date Analyzed
SampID: 23071339-003AMS											
Analyses	Cert	RL	Qual	Result	Spike	SPK Ref Val	%REC	Low Limit	High Limit	Date Analyzed	
Chloride		8	S	87	40.00	53.47	82.8	85	115	08/16/2023	

Batch R335089		SampType: MSD		Units mg/L							RPD Limit 15	Date Analyzed
SampID: 23071339-003AMSD												
Analyses	Cert	RL	Qual	Result	Spike	SPK Ref Val	%REC	RPD Ref Val	%RPD	Date Analyzed		
Chloride		8	S	84	40.00	53.47	76.6	86.57	2.91	08/16/2023		

Batch R335089		SampType: MS		Units mg/L							Date Analyzed
SampID: 23071339-005AMS											
Analyses	Cert	RL	Qual	Result	Spike	SPK Ref Val	%REC	Low Limit	High Limit	Date Analyzed	
Chloride		20		135	100.0	37.34	97.5	85	115	08/16/2023	

Batch R335089		SampType: MSD		Units mg/L							RPD Limit 15	Date Analyzed
SampID: 23071339-005AMSD												
Analyses	Cert	RL	Qual	Result	Spike	SPK Ref Val	%REC	RPD Ref Val	%RPD	Date Analyzed		
Chloride		20		134	100.0	37.34	96.4	134.9	0.89	08/16/2023		

Batch R335175		SampType: MBLK		Units mg/L							Date Analyzed
SampID: ICB/MBLK											
Analyses	Cert	RL	Qual	Result	Spike	SPK Ref Val	%REC	Low Limit	High Limit	Date Analyzed	
Chloride		4		< 4	0.5000	0	0	-100	100	08/16/2023	

Batch R335175		SampType: LCS		Units mg/L							Date Analyzed
SampID: ICB/LCS											
Analyses	Cert	RL	Qual	Result	Spike	SPK Ref Val	%REC	Low Limit	High Limit	Date Analyzed	
Chloride		4		20	20.00	0	99.7	90	110	08/16/2023	

Batch R335175		SampType: MS		Units mg/L							Date Analyzed
SampID: 23071339-018AMS											
Analyses	Cert	RL	Qual	Result	Spike	SPK Ref Val	%REC	Low Limit	High Limit	Date Analyzed	
Chloride		4		45	20.00	28.21	85.0	85	115	08/16/2023	



Quality Control Results

<http://www.teklabinc.com/>

Client: Ramboll

Work Order: 23071339

Client Project: BAL-23Q3

Report Date: 11-Oct-23

SW-846 9251 (TOTAL)

Batch R335175		SampType: MSD		Units mg/L				RPD Limit 15			
SampID: 23071339-018AMSD											
Analyses	Cert	RL	Qual	Result	Spike	SPK Ref Val	%REC	RPD Ref Val	%RPD	Date Analyzed	
Chloride		4		46	20.00	28.21	87.2	45.21	0.97	08/16/2023	

Batch R335175		SampType: MS		Units mg/L							
SampID: 23071339-035AMS											
Analyses	Cert	RL	Qual	Result	Spike	SPK Ref Val	%REC	Low Limit	High Limit	Date Analyzed	
Chloride		8		90	40.00	55.47	86.3	85	115	08/16/2023	

Batch R335175		SampType: MSD		Units mg/L				RPD Limit 15			
SampID: 23071339-035AMSD											
Analyses	Cert	RL	Qual	Result	Spike	SPK Ref Val	%REC	RPD Ref Val	%RPD	Date Analyzed	
Chloride		8		90	40.00	55.47	86.6	89.99	0.13	08/16/2023	

Batch R335223		SampType: MBLK		Units mg/L							
SampID: ICB/MBLK											
Analyses	Cert	RL	Qual	Result	Spike	SPK Ref Val	%REC	Low Limit	High Limit	Date Analyzed	
Chloride		4		< 4	0.5000	0	0	-100	100	08/17/2023	

Batch R335223		SampType: LCS		Units mg/L							
SampID: ICB/LCS											
Analyses	Cert	RL	Qual	Result	Spike	SPK Ref Val	%REC	Low Limit	High Limit	Date Analyzed	
Chloride		4		20	20.00	0	100.8	90	110	08/17/2023	

Batch R335223		SampType: MS		Units mg/L							
SampID: 23071339-014AMS											
Analyses	Cert	RL	Qual	Result	Spike	SPK Ref Val	%REC	Low Limit	High Limit	Date Analyzed	
Chloride		40		233	200.0	50.11	91.6	85	115	08/18/2023	

Batch R335223		SampType: MSD		Units mg/L				RPD Limit 15			
SampID: 23071339-014AMSD											
Analyses	Cert	RL	Qual	Result	Spike	SPK Ref Val	%REC	RPD Ref Val	%RPD	Date Analyzed	
Chloride		40		231	200.0	50.11	90.7	233.2	0.76	08/18/2023	

Batch R335354		SampType: MBLK		Units mg/L							
SampID: ICB/MBLK											
Analyses	Cert	RL	Qual	Result	Spike	SPK Ref Val	%REC	Low Limit	High Limit	Date Analyzed	
Chloride		4		< 4	0.5000	0	0	-100	100	08/21/2023	



Quality Control Results

<http://www.teklabinc.com/>

Client: Ramboll

Work Order: 23071339

Client Project: BAL-23Q3

Report Date: 11-Oct-23

SW-846 9251 (TOTAL)

Batch R335354		SampType: LCS		Units mg/L							
SampID: ICV/LCS											
Analyses	Cert	RL	Qual	Result	Spike	SPK Ref Val	%REC	Low Limit	High Limit	Date Analyzed	
Chloride		4		20	20.00	0	98.6	90	110	08/21/2023	

SW-846 3005A, 6010B, METALS BY ICP (DISSOLVED)

Batch 210445		SampType: MBLK		Units mg/L							
SampID: MBLK-210445											
Analyses	Cert	RL	Qual	Result	Spike	SPK Ref Val	%REC	Low Limit	High Limit	Date Analyzed	
Aluminum		0.0250		< 0.0250	0.0127	0	0	-100	100	08/07/2023	
Boron		0.0200		< 0.0200	0.0090	0	0	-100	100	08/07/2023	
Calcium		0.100		< 0.100	0.0350	0	0	-100	100	08/07/2023	
Iron		0.0400		< 0.0400	0.0200	0	0	-100	100	08/07/2023	
Magnesium		0.0500		< 0.0500	0.0055	0	0	-100	100	08/07/2023	
Manganese		0.0070		< 0.0070	0.0025	0	0	-100	100	08/07/2023	
Potassium		0.100		< 0.100	0.0400	0	0	-100	100	08/07/2023	
Silicon	*	0.0500		< 0.0500	0.0122	0	0	-100	100	08/07/2023	
Sodium		0.0500		< 0.0500	0.0180	0	0	-100	100	08/07/2023	

Batch 210445 SampType: LCS Units mg/L

SampID: LCS-210445										
Analyses	Cert	RL	Qual	Result	Spike	SPK Ref Val	%REC	Low Limit	High Limit	Date Analyzed
Aluminum		0.0250		1.83	2.000	0	91.5	85	115	08/07/2023
Boron		0.0200		0.458	0.5000	0	91.6	85	115	08/07/2023
Calcium		0.100		2.40	2.500	0	96.2	85	115	08/07/2023
Iron		0.0400		1.81	2.000	0	90.4	85	115	08/07/2023
Magnesium		0.0500		2.37	2.500	0	94.6	85	115	08/07/2023
Manganese		0.0070		0.448	0.5000	0	89.6	85	115	08/07/2023
Potassium		0.100		2.62	2.500	0	104.8	85	115	08/07/2023
Silicon	*	0.0500		0.450	0.5000	0	90.0	85	115	08/07/2023
Sodium		0.0500		2.32	2.500	0	92.8	85	115	08/07/2023

Batch 210445 SampType: MS Units mg/L

SampID: 23071339-002DMS										
Analyses	Cert	RL	Qual	Result	Spike	SPK Ref Val	%REC	Low Limit	High Limit	Date Analyzed
Boron		0.0200		0.713	0.5000	0.2382	95.0	75	125	08/08/2023
Iron		0.0400		2.91	2.000	0.8619	102.4	75	125	08/08/2023
Manganese		0.0070		1.72	0.5000	1.224	98.2	75	125	08/08/2023



Quality Control Results

<http://www.teklabinc.com/>

Client: Ramboll

Work Order: 23071339

Client Project: BAL-23Q3

Report Date: 11-Oct-23

SW-846 3005A, 6010B, METALS BY ICP (DISSOLVED)

Batch 210445		SampType: MSD		Units mg/L		RPD Limit 20				
SampID: 23071339-002DMSD										
Analyses	Cert	RL	Qual	Result	Spike	SPK Ref Val	%REC	RPD Ref Val	%RPD	Date Analyzed
Boron		0.0200		0.706	0.5000	0.2382	93.6	0.7133	0.99	08/08/2023
Iron		0.0400		2.87	2.000	0.8619	100.4	2.910	1.38	08/08/2023
Manganese		0.0070		1.70	0.5000	1.224	96.0	1.715	0.65	08/08/2023

Batch 210445		SampType: MS		Units mg/L		RPD Limit 20				
SampID: 23071339-025DMS										
Analyses	Cert	RL	Qual	Result	Spike	SPK Ref Val	%REC	Low Limit	High Limit	Date Analyzed
Calcium		0.100		18.1	2.500	15.52	102.0	75	125	08/07/2023
Magnesium		0.0500		11.4	2.500	9.039	94.7	75	125	08/07/2023
Potassium		0.100		5.35	2.500	2.695	106.4	75	125	08/07/2023
Silicon	*	0.0500		4.04	0.5000	3.550	97.8	75	125	08/07/2023
Sodium		0.0500	S	361	2.500	360.6	10.8	75	125	08/07/2023

Batch 210445		SampType: MSD		Units mg/L		RPD Limit 20				
SampID: 23071339-025DMSD										
Analyses	Cert	RL	Qual	Result	Spike	SPK Ref Val	%REC	RPD Ref Val	%RPD	Date Analyzed
Calcium		0.100		18.0	2.500	15.52	98.4	18.07	0.50	08/07/2023
Magnesium		0.0500		11.3	2.500	9.039	89.9	11.41	1.07	08/07/2023
Potassium		0.100		5.33	2.500	2.695	105.5	5.355	0.43	08/07/2023
Silicon	*	0.0500		4.01	0.5000	3.550	92.1	4.039	0.71	08/07/2023
Sodium		0.0500	S	360	2.500	360.6	-20.0	360.8	0.21	08/07/2023

Batch 210446		SampType: MBLK		Units mg/L		RPD Limit 20				
SampID: MBLK-210446										
Analyses	Cert	RL	Qual	Result	Spike	SPK Ref Val	%REC	Low Limit	High Limit	Date Analyzed
Aluminum		0.0250		< 0.0250	0.0127	0	0	-100	100	08/07/2023
Boron		0.0200		< 0.0200	0.0090	0	0	-100	100	08/07/2023
Calcium		0.100		< 0.100	0.0350	0	0	-100	100	08/07/2023
Iron		0.0400		< 0.0400	0.0200	0	0	-100	100	08/07/2023
Magnesium		0.0500		< 0.0500	0.0055	0	0	-100	100	08/07/2023
Manganese		0.0070		< 0.0070	0.0025	0	0	-100	100	08/07/2023
Potassium		0.100		< 0.100	0.0400	0	0	-100	100	08/07/2023
Silicon	*	0.0500		< 0.0500	0.0122	0	0	-100	100	08/07/2023
Sodium		0.0500		< 0.0500	0.0180	0	0	-100	100	08/07/2023



Quality Control Results

<http://www.teklabinc.com/>

Client: Ramboll

Work Order: 23071339

Client Project: BAL-23Q3

Report Date: 11-Oct-23

SW-846 3005A, 6010B, METALS BY ICP (DISSOLVED)

Batch 210446 SampType: LCS Units mg/L

SampID: LCS-210446

Analyses	Cert	RL	Qual	Result	Spike	SPK Ref Val	%REC	Low Limit	High Limit	Date Analyzed
Aluminum		0.0250		1.81	2.000	0	90.7	85	115	08/07/2023
Boron		0.0200		0.450	0.5000	0	90.0	85	115	08/07/2023
Calcium		0.100		2.36	2.500	0	94.6	85	115	08/07/2023
Iron		0.0400		1.78	2.000	0	88.8	85	115	08/07/2023
Magnesium		0.0500		2.32	2.500	0	92.6	85	115	08/07/2023
Manganese		0.0070		0.440	0.5000	0	88.0	85	115	08/07/2023
Potassium		0.100		2.60	2.500	0	103.9	85	115	08/07/2023
Silicon	*	0.0500		0.431	0.5000	0	86.2	85	115	08/07/2023
Sodium		0.0500		2.31	2.500	0	92.5	85	115	08/07/2023

Batch 210446 SampType: MS Units mg/L

SampID: 23071339-037DMS

Analyses	Cert	RL	Qual	Result	Spike	SPK Ref Val	%REC	Low Limit	High Limit	Date Analyzed
Calcium		0.100	S	191	2.500	187.6	150.8	75	125	08/07/2023
Magnesium		0.0500	S	76.6	2.500	73.11	138.3	75	125	08/07/2023
Potassium		0.100		3.70	2.500	1.140	102.2	75	125	08/07/2023
Silicon	*	0.0500		12.4	0.5000	11.81	112.9	75	125	08/07/2023
Sodium		0.0500		88.3	2.500	85.60	109.6	75	125	08/07/2023

Batch 210446 SampType: MSD Units mg/L

RPD Limit 20

SampID: 23071339-037DMSD

Analyses	Cert	RL	Qual	Result	Spike	SPK Ref Val	%REC	RPD Ref Val	%RPD	Date Analyzed
Calcium		0.100	S	188	2.500	187.6	24.0	191.4	1.67	08/07/2023
Magnesium		0.0500		75.5	2.500	73.11	94.3	76.57	1.45	08/07/2023
Potassium		0.100		3.68	2.500	1.140	101.7	3.695	0.32	08/07/2023
Silicon	*	0.0500		12.3	0.5000	11.81	89.4	12.38	0.95	08/07/2023
Sodium		0.0500	S	87.2	2.500	85.60	65.2	88.34	1.26	08/07/2023



Quality Control Results

<http://www.teklabinc.com/>

Client: Ramboll

Work Order: 23071339

Client Project: BAL-23Q3

Report Date: 11-Oct-23

SW-846 3005A, 6010B, METALS BY ICP (DISSOLVED)

Batch 210663 SampType: MBLK Units mg/L

SampID: MBLK-210663

Analyses	Cert	RL	Qual	Result	Spike	SPK Ref Val	%REC	Low Limit	High Limit	Date Analyzed
Aluminum		0.0250		< 0.0250	0.0127	0	0	-100	100	08/11/2023
Boron		0.0200		< 0.0200	0.0090	0	0	-100	100	08/11/2023
Calcium		0.100		< 0.100	0.0350	0	0	-100	100	08/14/2023
Iron		0.0400		< 0.0400	0.0200	0	0	-100	100	08/11/2023
Magnesium		0.0500		< 0.0500	0.0055	0	0	-100	100	08/11/2023
Manganese		0.0070		< 0.0070	0.0025	0	0	-100	100	08/11/2023
Potassium		0.100		< 0.100	0.0400	0	0	-100	100	08/11/2023
Silicon	*	0.0500		< 0.0500	0.0122	0	0	-100	100	08/14/2023
Sodium		0.0500		< 0.0500	0.0180	0	0	-100	100	08/11/2023

Batch 210663 SampType: LCS Units mg/L

SampID: LCS-210663

Analyses	Cert	RL	Qual	Result	Spike	SPK Ref Val	%REC	Low Limit	High Limit	Date Analyzed
Aluminum		0.0250		1.77	2.000	0	88.5	85	115	08/14/2023
Boron		0.0200		0.450	0.5000	0	89.9	85	115	08/14/2023
Calcium		0.100		2.37	2.500	0	94.8	85	115	08/14/2023
Iron		0.0400		1.87	2.000	0	93.4	85	115	08/14/2023
Magnesium		0.0500		2.15	2.500	0	86.2	85	115	08/14/2023
Manganese		0.0070		0.440	0.5000	0	88.1	85	115	08/14/2023
Potassium		0.100		2.41	2.500	0	96.4	85	115	08/11/2023
Sodium		0.0500		2.23	2.500	0	89.3	85	115	08/11/2023

Batch 210663 SampType: MS Units mg/L

SampID: 23071339-017DMS

Analyses	Cert	RL	Qual	Result	Spike	SPK Ref Val	%REC	Low Limit	High Limit	Date Analyzed
Boron		0.0200		0.452	0.5000	0.01060	88.3	75	125	08/14/2023
Iron		0.0400		1.74	2.000	0.05770	83.9	75	125	08/11/2023
Manganese		0.0070		0.414	0.5000	0	82.8	75	125	08/11/2023

Batch 210663 SampType: MSD Units mg/L

SampID: 23071339-017DMSD

RPD Limit 20

Analyses	Cert	RL	Qual	Result	Spike	SPK Ref Val	%REC	RPD Ref Val	%RPD	Date Analyzed
Boron		0.0200		0.450	0.5000	0.01060	87.8	0.4519	0.49	08/14/2023
Iron		0.0400		1.74	2.000	0.05770	84.0	1.736	0.07	08/11/2023
Manganese		0.0070		0.413	0.5000	0	82.6	0.4141	0.24	08/11/2023



Quality Control Results

<http://www.teklabinc.com/>

Client: Ramboll

Work Order: 23071339

Client Project: BAL-23Q3

Report Date: 11-Oct-23

SW-846 3005A, 6010B, METALS BY ICP (DISSOLVED)

Batch 210928 SampType: MBLK Units mg/L

SampID: MBLK-210928

Analyses	Cert	RL	Qual	Result	Spike	SPK Ref Val	%REC	Low Limit	High Limit	Date Analyzed
Aluminum		0.0250		< 0.0250	0.0127	0	0	-100	100	08/16/2023
Boron		0.0200		< 0.0200	0.0090	0	0	-100	100	08/16/2023
Calcium		0.100		< 0.100	0.0350	0	0	-100	100	08/16/2023
Iron		0.0400		< 0.0400	0.0200	0	0	-100	100	08/16/2023
Magnesium		0.0500		< 0.0500	0.0055	0	0	-100	100	08/16/2023
Manganese		0.0070		< 0.0070	0.0025	0	0	-100	100	08/16/2023
Potassium		0.100		< 0.100	0.0400	0	0	-100	100	08/16/2023
Silicon	*	0.0500		< 0.0500	0.0122	0	0	-100	100	08/16/2023
Sodium		0.0500		< 0.0500	0.0180	0	0	-100	100	08/16/2023

Batch 210928 SampType: LCS Units mg/L

SampID: LCS-210928

Analyses	Cert	RL	Qual	Result	Spike	SPK Ref Val	%REC	Low Limit	High Limit	Date Analyzed
Aluminum		0.0250		1.75	2.000	0	87.7	85	115	08/16/2023
Boron		0.0200		0.432	0.5000	0	86.4	85	115	08/16/2023
Calcium		0.100		2.37	2.500	0	94.8	85	115	08/16/2023
Iron		0.0400		1.75	2.000	0	87.5	85	115	08/16/2023
Magnesium		0.0500		2.33	2.500	0	93.4	85	115	08/17/2023
Manganese		0.0070		0.432	0.5000	0	86.5	85	115	08/16/2023
Potassium		0.100		2.50	2.500	0	100.0	85	115	08/16/2023
Silicon	*	0.0500		0.444	0.5000	0	88.8	85	115	08/16/2023
Sodium		0.0500		2.28	2.500	0	91.2	85	115	08/16/2023



Quality Control Results

<http://www.teklabinc.com/>

Client: Ramboll

Work Order: 23071339

Client Project: BAL-23Q3

Report Date: 11-Oct-23

SW-846 3005A, 6010B, METALS BY ICP (TOTAL)

Batch 210441 SampType: MBLK Units mg/L

SampID: MBLK-210441

Analyses	Cert	RL	Qual	Result	Spike	SPK Ref Val	%REC	Low Limit	High Limit	Date Analyzed
Aluminum		0.0250		< 0.0250	0.0127	0	0	-100	100	08/07/2023
Aluminum		0.0250		< 0.0250	0.0127	0	0	-100	100	08/08/2023
Antimony		0.0500		< 0.0500	0.0068	0	0	-100	100	08/08/2023
Antimony		0.0500		< 0.0500	0.0068	0	0	-100	100	08/07/2023
Arsenic		0.0250		< 0.0250	0.0087	0	0	-100	100	08/08/2023
Arsenic		0.0250		< 0.0250	0.0087	0	0	-100	100	08/07/2023
Barium		0.0025		< 0.0025	0.0007	0	0	-100	100	08/07/2023
Barium		0.0025		< 0.0025	0.0007	0	0	-100	100	08/08/2023
Beryllium		0.0005		< 0.0005	0.0002	0	0	-100	100	08/08/2023
Boron		0.0200		< 0.0200	0.0090	0	0	-100	100	08/08/2023
Boron		0.0200		< 0.0200	0.0090	0	0	-100	100	08/07/2023
Cadmium		0.0020		< 0.0020	0.0005	0	0	-100	100	08/08/2023
Cadmium		0.0020		< 0.0020	0.0005	0	0	-100	100	08/07/2023
Calcium		0.100		< 0.100	0.0350	0	0	-100	100	08/08/2023
Calcium		0.100		< 0.100	0.0350	0	0	-100	100	08/07/2023
Chromium		0.0050		< 0.0050	0.0028	0	0	-100	100	08/08/2023
Cobalt		0.0050		< 0.0050	0.0020	0	0	-100	100	08/08/2023
Iron		0.0400		< 0.0400	0.0200	0	0	-100	100	08/08/2023
Lead		0.0150		< 0.0150	0.0014	0	0	-100	100	08/08/2023
Lead		0.0150		< 0.0150	0.0014	0	0	-100	100	08/07/2023
Magnesium		0.0500		< 0.0500	0.0055	0	0	-100	100	08/07/2023
Manganese		0.0070		< 0.0070	0.0025	0	0	-100	100	08/08/2023
Molybdenum		0.0100		< 0.0100	0.0037	0	0	-100	100	08/08/2023
Molybdenum		0.0100		< 0.0100	0.0037	0	0	-100	100	08/07/2023
Potassium		0.100		< 0.100	0.0400	0	0	-100	100	08/07/2023
Potassium		0.100		< 0.100	0.0400	0	0	-100	100	08/08/2023
Selenium		0.0400		< 0.0400	0.0170	0	0	-100	100	08/08/2023
Selenium		0.0400		< 0.0400	0.0170	0	0	-100	100	08/07/2023
Silicon	*	0.0500	JS	0.031	0.0122	0	253.3	-100	100	08/08/2023
Sodium		0.0500		< 0.0500	0.0180	0	0	-100	100	08/07/2023
Sodium		0.0500		< 0.0500	0.0180	0	0	-100	100	08/08/2023
Thallium		0.0500		< 0.0500	0.0111	0	0	-100	100	08/08/2023
Thallium		0.0500		< 0.0500	0.0111	0	0	-100	100	08/07/2023



Quality Control Results

<http://www.teklabinc.com/>

Client: Ramboll

Work Order: 23071339

Client Project: BAL-23Q3

Report Date: 11-Oct-23

SW-846 3005A, 6010B, METALS BY ICP (TOTAL)

Batch 210441 SampType: LCS Units mg/L

SampID: LCS-210441

Analyses	Cert	RL	Qual	Result	Spike	SPK Ref Val	%REC	Low Limit	High Limit	Date Analyzed
Aluminum		0.0250		2.10	2.000	0	105.0	85	115	08/08/2023
Aluminum		0.0250		2.00	2.000	0	99.8	85	115	08/07/2023
Antimony		0.0500		0.559	0.5000	0	111.8	85	115	08/08/2023
Antimony		0.0500		0.520	0.5000	0	104.0	85	115	08/07/2023
Arsenic		0.0250		0.574	0.5000	0	114.7	85	115	08/08/2023
Arsenic		0.0250		0.534	0.5000	0	106.9	85	115	08/07/2023
Barium		0.0025		2.05	2.000	0	102.5	85	115	08/07/2023
Barium		0.0025		2.20	2.000	0	110.0	85	115	08/08/2023
Beryllium		0.0005		0.0544	0.0500	0	108.8	85	115	08/08/2023
Boron		0.0200		0.547	0.5000	0	109.4	85	115	08/08/2023
Boron		0.0200		0.502	0.5000	0	100.5	85	115	08/07/2023
Cadmium		0.0020		0.0561	0.0500	0	112.2	85	115	08/08/2023
Cadmium		0.0020		0.0516	0.0500	0	103.2	85	115	08/07/2023
Calcium		0.100		2.80	2.500	0	111.8	85	115	08/08/2023
Calcium		0.100		2.60	2.500	0	104.0	85	115	08/07/2023
Chromium		0.0050		0.215	0.2000	0	107.7	85	115	08/08/2023
Cobalt		0.0050		0.542	0.5000	0	108.4	85	115	08/08/2023
Iron		0.0400		2.23	2.000	0	111.5	85	115	08/08/2023
Lead		0.0150		0.544	0.5000	0	108.9	85	115	08/08/2023
Lead		0.0150		0.495	0.5000	0	98.9	85	115	08/07/2023
Magnesium		0.0500		2.55	2.500	0	102.0	85	115	08/07/2023
Manganese		0.0070		0.530	0.5000	0	105.9	85	115	08/08/2023
Molybdenum		0.0100		0.490	0.5000	0	98.0	85	115	08/07/2023
Molybdenum		0.0100		0.535	0.5000	0	106.9	85	115	08/08/2023
Potassium		0.100		2.83	2.500	0	113.1	85	115	08/07/2023
Potassium		0.100		2.87	2.500	0	114.8	85	115	08/08/2023
Selenium		0.0400		0.521	0.5000	0	104.1	85	115	08/07/2023
Selenium		0.0400		0.559	0.5000	0	111.9	85	115	08/08/2023
Silicon	*	0.0500	B	0.513	0.5000	0	102.6	85	115	08/08/2023
Sodium		0.0500		2.53	2.500	0	101.4	85	115	08/07/2023
Sodium		0.0500		2.69	2.500	0	107.5	85	115	08/08/2023
Thallium		0.0500		0.260	0.2500	0	103.8	85	115	08/07/2023
Thallium		0.0500		0.278	0.2500	0	111.2	85	115	08/08/2023



Quality Control Results

<http://www.teklabinc.com/>

Client: Ramboll

Work Order: 23071339

Client Project: BAL-23Q3

Report Date: 11-Oct-23

SW-846 3005A, 6010B, METALS BY ICP (TOTAL)

Batch 210441 SampType: MS Units mg/L

SampID: 23071339-010CMS

Analyses	Cert	RL	Qual	Result	Spike	SPK Ref Val	%REC	Low Limit	High Limit	Date Analyzed
Calcium		0.100	S	90.5	2.500	89.78	27.2	75	125	08/07/2023
Magnesium		0.0500	S	36.0	2.500	34.18	71.0	75	125	08/07/2023
Potassium		0.100		3.32	2.500	0.6284	107.8	75	125	08/07/2023
Silicon	*	0.0500	B	10.6	0.5000	10.15	87.5	75	125	08/08/2023
Sodium		0.0500	S	76.0	2.500	74.99	39.6	75	125	08/08/2023

Batch 210441 SampType: MSD Units mg/L

RPD Limit 20

SampID: 23071339-010CMSD

Analyses	Cert	RL	Qual	Result	Spike	SPK Ref Val	%REC	RPD Ref Val	%RPD	Date Analyzed
Calcium		0.100		91.9	2.500	89.78	85.6	90.46	1.60	08/07/2023
Magnesium		0.0500		36.5	2.500	34.18	93.1	35.96	1.52	08/07/2023
Potassium		0.100		3.40	2.500	0.6284	110.7	3.324	2.16	08/07/2023
Silicon	*	0.0500	B	10.6	0.5000	10.15	85.8	10.59	0.08	08/08/2023
Sodium		0.0500	S	76.0	2.500	74.99	39.6	75.98	0.00	08/08/2023

Batch 210441 SampType: MS Units mg/L

SampID: 23071339-027CMS

Analyses	Cert	RL	Qual	Result	Spike	SPK Ref Val	%REC	Low Limit	High Limit	Date Analyzed
Calcium		0.100		7.57	2.500	5.320	90.0	75	125	08/07/2023
Magnesium		0.0500		4.56	2.500	2.368	87.5	75	125	08/07/2023
Potassium		0.100		4.54	2.500	1.901	105.6	75	125	08/07/2023
Silicon	*	0.0500	B	4.89	0.5000	4.444	89.1	75	125	08/08/2023
Sodium		0.0500	S	695	2.500	695.4	-4.4	75	125	08/08/2023

Batch 210441 SampType: MSD Units mg/L

RPD Limit 20

SampID: 23071339-027CMSD

Analyses	Cert	RL	Qual	Result	Spike	SPK Ref Val	%REC	RPD Ref Val	%RPD	Date Analyzed
Calcium		0.100		7.35	2.500	5.320	81.2	7.570	2.95	08/07/2023
Magnesium		0.0500		4.39	2.500	2.368	81.0	4.555	3.65	08/07/2023
Potassium		0.100		4.47	2.500	1.901	102.9	4.541	1.48	08/07/2023
Silicon	*	0.0500	B	4.98	0.5000	4.444	107.6	4.889	1.87	08/08/2023
Sodium		0.0500	S	699	2.500	695.4	145.2	695.3	0.54	08/08/2023



Quality Control Results

<http://www.teklabinc.com/>

Client: Ramboll

Work Order: 23071339

Client Project: BAL-23Q3

Report Date: 11-Oct-23

SW-846 3005A, 6010B, METALS BY ICP (TOTAL)

Batch 210442 SampType: MBLK Units mg/L

SampID: MBLK-210442

Analyses	Cert	RL	Qual	Result	Spike	SPK Ref Val	%REC	Low Limit	High Limit	Date Analyzed
Aluminum		0.0250		< 0.0250	0.0127	0	0	-100	100	08/08/2023
Aluminum		0.0250		< 0.0250	0.0127	0	0	-100	100	08/07/2023
Antimony		0.0500		< 0.0500	0.0068	0	0	-100	100	08/08/2023
Antimony		0.0500		< 0.0500	0.0068	0	0	-100	100	08/07/2023
Arsenic		0.0250		< 0.0250	0.0087	0	0	-100	100	08/07/2023
Barium		0.0025		< 0.0025	0.0007	0	0	-100	100	08/07/2023
Barium		0.0025		< 0.0025	0.0007	0	0	-100	100	08/08/2023
Beryllium		0.0005		< 0.0005	0.0002	0	0	-100	100	08/08/2023
Boron		0.0200		< 0.0200	0.0090	0	0	-100	100	08/07/2023
Boron		0.0200		< 0.0200	0.0090	0	0	-100	100	08/08/2023
Cadmium		0.0020		< 0.0020	0.0005	0	0	-100	100	08/07/2023
Calcium		0.100		< 0.100	0.0350	0	0	-100	100	08/07/2023
Calcium		0.100		< 0.100	0.0350	0	0	-100	100	08/08/2023
Chromium		0.0050		< 0.0050	0.0028	0	0	-100	100	08/08/2023
Cobalt		0.0050		< 0.0050	0.0020	0	0	-100	100	08/08/2023
Iron		0.0400		< 0.0400	0.0200	0	0	-100	100	08/08/2023
Lead		0.0150		< 0.0150	0.0014	0	0	-100	100	08/08/2023
Magnesium		0.0500		< 0.0500	0.0055	0	0	-100	100	08/07/2023
Manganese		0.0070		< 0.0070	0.0025	0	0	-100	100	08/08/2023
Molybdenum		0.0100		< 0.0100	0.0037	0	0	-100	100	08/08/2023
Molybdenum		0.0100		< 0.0100	0.0037	0	0	-100	100	08/07/2023
Potassium		0.100		< 0.100	0.0400	0	0	-100	100	08/08/2023
Potassium		0.100		< 0.100	0.0400	0	0	-100	100	08/07/2023
Selenium		0.0400		< 0.0400	0.0170	0	0	-100	100	08/07/2023
Selenium		0.0400		< 0.0400	0.0170	0	0	-100	100	08/08/2023
Silicon	*	0.0500	JS	0.032	0.0122	0	266.4	-100	100	08/08/2023
Sodium		0.0500		< 0.0500	0.0180	0	0	-100	100	08/07/2023
Sodium		0.0500		< 0.0500	0.0180	0	0	-100	100	08/08/2023
Thallium		0.0500		< 0.0500	0.0111	0	0	-100	100	08/07/2023
Thallium		0.0500		< 0.0500	0.0111	0	0	-100	100	08/08/2023



Quality Control Results

<http://www.teklabinc.com/>

Client: Ramboll

Work Order: 23071339

Client Project: BAL-23Q3

Report Date: 11-Oct-23

SW-846 3005A, 6010B, METALS BY ICP (TOTAL)

Batch 210442 SampType: LCS Units mg/L

SampID: LCS-210442

Analyses	Cert	RL	Qual	Result	Spike	SPK Ref Val	%REC	Low Limit	High Limit	Date Analyzed
Aluminum		0.0250		1.97	2.000	0	98.3	85	115	08/08/2023
Aluminum		0.0250		1.94	2.000	0	97.1	85	115	08/07/2023
Antimony		0.0500		0.513	0.5000	0	102.5	85	115	08/07/2023
Antimony		0.0500		0.522	0.5000	0	104.4	85	115	08/08/2023
Arsenic		0.0250		0.521	0.5000	0	104.1	85	115	08/07/2023
Barium		0.0025		2.09	2.000	0	104.5	85	115	08/08/2023
Barium		0.0025		2.02	2.000	0	101.0	85	115	08/07/2023
Beryllium		0.0005		0.0522	0.0500	0	104.4	85	115	08/08/2023
Boron		0.0200		0.520	0.5000	0	104.0	85	115	08/08/2023
Boron		0.0200		0.496	0.5000	0	99.3	85	115	08/07/2023
Cadmium		0.0020		0.0509	0.0500	0	101.8	85	115	08/07/2023
Calcium		0.100		2.64	2.500	0	105.7	85	115	08/08/2023
Calcium		0.100		2.56	2.500	0	102.5	85	115	08/07/2023
Chromium		0.0050		0.206	0.2000	0	103.1	85	115	08/08/2023
Cobalt		0.0050		0.522	0.5000	0	104.4	85	115	08/08/2023
Iron		0.0400		2.14	2.000	0	107.0	85	115	08/08/2023
Lead		0.0150		0.526	0.5000	0	105.2	85	115	08/08/2023
Magnesium		0.0500		2.51	2.500	0	100.4	85	115	08/07/2023
Manganese		0.0070		0.504	0.5000	0	100.7	85	115	08/08/2023
Molybdenum		0.0100		0.484	0.5000	0	96.7	85	115	08/07/2023
Molybdenum		0.0100		0.506	0.5000	0	101.2	85	115	08/08/2023
Potassium		0.100		2.77	2.500	0	111.0	85	115	08/07/2023
Potassium		0.100		2.69	2.500	0	107.4	85	115	08/08/2023
Selenium		0.0400		0.513	0.5000	0	102.5	85	115	08/07/2023
Selenium		0.0400		0.537	0.5000	0	107.4	85	115	08/08/2023
Silicon	*	0.0500	B	0.488	0.5000	0	97.7	85	115	08/08/2023
Sodium		0.0500		2.53	2.500	0	101.3	85	115	08/08/2023
Sodium		0.0500		2.51	2.500	0	100.4	85	115	08/07/2023
Thallium		0.0500		0.241	0.2500	0	96.3	85	115	08/07/2023
Thallium		0.0500		0.264	0.2500	0	105.6	85	115	08/08/2023



Quality Control Results

<http://www.teklabinc.com/>

Client: Ramboll

Work Order: 23071339

Client Project: BAL-23Q3

Report Date: 11-Oct-23

SW-846 3005A, 6010B, METALS BY ICP (TOTAL)

Batch 210442 SampType: MS Units mg/L

SampID: 23071339-038CMS

Analyses	Cert	RL	Qual	Result	Spike	SPK Ref Val	%REC	Low Limit	High Limit	Date Analyzed
Calcium		0.100	S	219	2.500	215.0	175.6	75	125	08/07/2023
Magnesium		0.0500	S	96.7	2.500	92.88	152.7	75	125	08/07/2023
Silicon	*	0.500	BS	75.9	0.5000	75.78	15.0	75	125	08/07/2023
Sodium		0.0500		46.4	2.500	43.36	123.6	75	125	08/07/2023

Batch 210442 SampType: MSD Units mg/L

SampID: 23071339-038CMSD

RPD Limit 20

Analyses	Cert	RL	Qual	Result	Spike	SPK Ref Val	%REC	RPD Ref Val	%RPD	Date Analyzed
Calcium		0.100	S	215	2.500	215.0	-2.4	219.4	2.05	08/07/2023
Magnesium		0.0500	S	94.5	2.500	92.88	64.7	96.70	2.30	08/07/2023
Silicon	*	0.500	BS	74.7	0.5000	75.78	-222.2	75.86	1.58	08/07/2023
Sodium		0.0500		45.4	2.500	43.36	82.4	46.45	2.24	08/07/2023

Batch 210625 SampType: MBLK Units mg/L

SampID: MBLK-210625

Analyses	Cert	RL	Qual	Result	Spike	SPK Ref Val	%REC	Low Limit	High Limit	Date Analyzed
Boron		0.0200		< 0.0200	0.0090	0	0	-100	100	08/14/2023
Calcium		0.100		< 0.100	0.0350	0	0	-100	100	08/10/2023
Calcium		0.100		< 0.100	0.0350	0	0	-100	100	08/14/2023
Iron		0.0400		< 0.0400	0.0200	0	0	-100	100	08/10/2023
Magnesium		0.0500		< 0.0500	0.0055	0	0	-100	100	08/10/2023
Manganese		0.0070		< 0.0070	0.0025	0	0	-100	100	08/10/2023
Potassium		0.100		< 0.100	0.0400	0	0	-100	100	08/10/2023
Silicon	*	0.0500		< 0.0500	0.0122	0	0	-100	100	08/14/2023
Sodium		0.0500		< 0.0500	0.0180	0	0	-100	100	08/10/2023



Quality Control Results

<http://www.teklabinc.com/>

Client: Ramboll

Work Order: 23071339

Client Project: BAL-23Q3

Report Date: 11-Oct-23

SW-846 3005A, 6010B, METALS BY ICP (TOTAL)

Batch 210625		SampType: LCS		Units mg/L							Date Analyzed
SampID: LCS-210625											
Analyses	Cert	RL	Qual	Result	Spike	SPK Ref Val	%REC	Low Limit	High Limit	Date Analyzed	
Boron		0.0200		0.484	0.5000	0	96.8	85	115	08/14/2023	
Calcium		0.100		2.53	2.500	0	101.1	85	115	08/14/2023	
Calcium		0.100		2.45	2.500	0	98.2	85	115	08/10/2023	
Iron		0.0400		1.93	2.000	0	96.7	85	115	08/10/2023	
Magnesium		0.0500		2.30	2.500	0	92.2	85	115	08/10/2023	
Manganese		0.0070		0.465	0.5000	0	92.9	85	115	08/10/2023	
Potassium		0.100		2.54	2.500	0	101.7	85	115	08/10/2023	
Silicon	*	0.0500		0.528	0.5000	0	105.5	85	115	08/14/2023	
Sodium		0.0500		2.37	2.500	0	94.8	85	115	08/10/2023	

Batch 210625		SampType: LCSD		Units mg/L							RPD Limit 20	Date Analyzed
SampID: LCSD-210625												
Analyses	Cert	RL	Qual	Result	Spike	SPK Ref Val	%REC	RPD Ref Val	%RPD	Date Analyzed		
Boron		0.0200		0.472	0.5000	0	94.5	0.4840	2.40	08/14/2023		
Calcium		0.100		2.47	2.500	0	98.6	2.528	2.48	08/14/2023		
Calcium		0.100		2.45	2.500	0	98.0	2.454	0.20	08/10/2023		
Iron		0.0400		1.90	2.000	0	95.1	1.934	1.63	08/10/2023		
Magnesium		0.0500		2.29	2.500	0	91.7	2.304	0.53	08/10/2023		
Manganese		0.0070		0.460	0.5000	0	92.0	0.4646	1.04	08/10/2023		
Potassium		0.100		2.52	2.500	0	101.0	2.542	0.73	08/10/2023		
Silicon	*	0.0500		0.511	0.5000	0	102.3	0.5275	3.12	08/14/2023		
Sodium		0.0500		2.35	2.500	0	93.9	2.371	0.99	08/10/2023		

Batch 210625		SampType: MS		Units mg/L							Date Analyzed
SampID: 23071339-008CMS											
Analyses	Cert	RL	Qual	Result	Spike	SPK Ref Val	%REC	Low Limit	High Limit	Date Analyzed	
Iron		0.0400		1.88	2.000	0.06740	90.4	75	125	08/11/2023	
Manganese		0.0070		1.07	0.5000	0.6331	87.8	75	125	08/11/2023	

Batch 210625		SampType: MSD		Units mg/L							RPD Limit 20	Date Analyzed
SampID: 23071339-008CMSD												
Analyses	Cert	RL	Qual	Result	Spike	SPK Ref Val	%REC	RPD Ref Val	%RPD	Date Analyzed		
Iron		0.0400		1.88	2.000	0.06740	90.4	1.876	0.01	08/11/2023		
Manganese		0.0070		1.08	0.5000	0.6331	88.7	1.072	0.45	08/11/2023		



Quality Control Results

<http://www.teklabinc.com/>

Client: Ramboll

Work Order: 23071339

Client Project: BAL-23Q3

Report Date: 11-Oct-23

SW-846 3005A, 6010B, METALS BY ICP (TOTAL)

Batch 210667 SampType: MBLK Units mg/L

SampID: MBLK-210667

Analyses	Cert	RL	Qual	Result	Spike	SPK Ref Val	%REC	Low Limit	High Limit	Date Analyzed
Calcium		0.100		< 0.100	0.0350	0	0	-100	100	08/10/2023
Magnesium		0.0500		< 0.0500	0.0055	0	0	-100	100	08/10/2023
Potassium		0.100		< 0.100	0.0400	0	0	-100	100	08/10/2023
Silicon	*	0.0500		< 0.0500	0.0122	0	0	-100	100	08/10/2023
Sodium		0.0500		< 0.0500	0.0180	0	0	-100	100	08/10/2023

Batch 210667 SampType: LCS Units mg/L

SampID: LCS-210667

Analyses	Cert	RL	Qual	Result	Spike	SPK Ref Val	%REC	Low Limit	High Limit	Date Analyzed
Calcium		0.100		2.46	2.500	0	98.2	85	115	08/10/2023
Magnesium		0.0500		2.21	2.500	0	88.3	85	115	08/10/2023
Potassium		0.100		2.56	2.500	0	102.5	85	115	08/10/2023
Silicon	*	0.0500		0.452	0.5000	0	90.4	85	115	08/10/2023
Sodium		0.0500		2.43	2.500	0	97.1	85	115	08/10/2023

Batch 210667 SampType: MS Units mg/L

SampID: 23071339-038CMS

Analyses	Cert	RL	Qual	Result	Spike	SPK Ref Val	%REC	Low Limit	High Limit	Date Analyzed
Potassium		0.200		15.9	5.000	11.64	85.8	75	125	08/10/2023

Batch 210667 SampType: MSD Units mg/L

SampID: 23071339-038CMSD

RPD Limit 20

Analyses	Cert	RL	Qual	Result	Spike	SPK Ref Val	%REC	RPD Ref Val	%RPD	Date Analyzed
Potassium		0.200		15.4	5.000	11.64	76.0	15.93	3.10	08/10/2023

Batch 210926 SampType: MBLK Units mg/L

SampID: MBLK-210926

Analyses	Cert	RL	Qual	Result	Spike	SPK Ref Val	%REC	Low Limit	High Limit	Date Analyzed
Calcium		0.100		< 0.100	0.0350	0	0	-100	100	08/17/2023
Calcium		0.100		< 0.100	0.0350	0	0	-100	100	08/17/2023
Magnesium		0.0500		< 0.0500	0.0055	0	0	-100	100	08/17/2023
Potassium		0.100		< 0.100	0.0400	0	0	-100	100	08/17/2023
Silicon	*	0.0500		< 0.0500	0.0122	0	0	-100	100	08/17/2023
Sodium		0.0500		< 0.0500	0.0180	0	0	-100	100	08/17/2023



Quality Control Results

<http://www.teklabinc.com/>

Client: Ramboll

Work Order: 23071339

Client Project: BAL-23Q3

Report Date: 11-Oct-23

SW-846 3005A, 6010B, METALS BY ICP (TOTAL)

Batch 210926 SampType: LCS Units mg/L
SampID: LCS-210926

Analyses	Cert	RL	Qual	Result	Spike	SPK Ref Val	%REC	Low Limit	High Limit	Date Analyzed
Calcium		0.100		2.49	2.500	0	99.6	85	115	08/17/2023
Calcium		0.100		2.59	2.500	0	103.7	85	115	08/17/2023
Magnesium		0.0500		2.39	2.500	0	95.6	85	115	08/17/2023
Potassium		0.100		2.70	2.500	0	108.1	85	115	08/17/2023
Silicon	*	0.0500		0.529	0.5000	0	105.7	85	115	08/17/2023
Sodium		0.0500		2.53	2.500	0	101.4	85	115	08/17/2023

Batch 210926 SampType: MS Units mg/L
SampID: 23071339-045CMS

Analyses	Cert	RL	Qual	Result	Spike	SPK Ref Val	%REC	Low Limit	High Limit	Date Analyzed
Calcium		0.100	S	148	2.500	143.2	172.0	75	125	08/17/2023
Magnesium		0.0500		58.9	2.500	56.06	112.2	75	125	08/17/2023
Potassium		0.100		3.22	2.500	0.4691	110.0	75	125	08/17/2023
Silicon	*	0.0500	S	19.3	0.5000	18.32	191.4	75	125	08/18/2023
Sodium		0.0500	S	46.0	2.500	42.48	138.8	75	125	08/17/2023

Batch 210926 SampType: MSD Units mg/L RPD Limit 20
SampID: 23071339-045CMSD

Analyses	Cert	RL	Qual	Result	Spike	SPK Ref Val	%REC	RPD Ref Val	%RPD	Date Analyzed
Calcium		0.100	S	148	2.500	143.2	205.6	147.6	0.57	08/17/2023
Magnesium		0.0500	S	59.4	2.500	56.06	133.3	58.87	0.89	08/17/2023
Potassium		0.100		3.22	2.500	0.4691	110.2	3.219	0.16	08/17/2023
Silicon	*	0.0500	S	19.1	0.5000	18.32	154.9	19.27	0.95	08/18/2023
Sodium		0.0500	S	45.6	2.500	42.48	125.2	45.95	0.74	08/17/2023

SW-846 3005A, 6020A, METALS BY ICPMS (DISSOLVED)

Batch 210445 SampType: MBLK Units mg/L
SampID: MBLK-210445

Analyses	Cert	RL	Qual	Result	Spike	SPK Ref Val	%REC	Low Limit	High Limit	Date Analyzed
Aluminum		0.0250		< 0.0250	0.0125	0	0	-100	100	09/14/2023
Boron		0.0250		< 0.0250	0.0093	0	0	-100	100	09/14/2023
Iron		0.0250		< 0.0250	0.0115	0	0	-100	100	09/14/2023
Manganese		0.0020		< 0.0020	0.0008	0	0	-100	100	09/14/2023



Quality Control Results

<http://www.teklabinc.com/>

Client: Ramboll

Work Order: 23071339

Client Project: BAL-23Q3

Report Date: 11-Oct-23

SW-846 3005A, 6020A, METALS BY ICPMS (DISSOLVED)

Batch 210445 SampType: LCS Units mg/L

SampID: LCS-210445

Analyses	Cert	RL	Qual	Result	Spike	SPK Ref Val	%REC	Low Limit	High Limit	Date Analyzed
Aluminum		0.0250		1.93	2.000	0	96.7	80	120	09/14/2023
Boron		0.0250		0.460	0.5000	0	91.9	80	120	09/14/2023
Iron		0.0250		1.99	2.000	0	99.7	80	120	09/14/2023
Manganese		0.0020		0.497	0.5000	0	99.4	80	120	09/14/2023

Batch 210445 SampType: MS Units mg/L

SampID: 23071339-002DMS

Analyses	Cert	RL	Qual	Result	Spike	SPK Ref Val	%REC	Low Limit	High Limit	Date Analyzed
Boron		0.0250		0.687	0.5000	0.2427	88.8	75	125	09/14/2023
Iron		0.0250		2.75	2.000	0.7976	97.7	75	125	09/14/2023
Manganese		0.0020		1.70	0.5000	1.226	94.3	75	125	09/14/2023

Batch 210445 SampType: MSD Units mg/L

RPD Limit 20

SampID: 23071339-002DMSD

Analyses	Cert	RL	Qual	Result	Spike	SPK Ref Val	%REC	RPD Ref Val	%RPD	Date Analyzed
Boron		0.0250		0.685	0.5000	0.2427	88.4	0.6869	0.32	09/14/2023
Iron		0.0250		2.73	2.000	0.7976	96.5	2.752	0.90	09/14/2023
Manganese		0.0020		1.70	0.5000	1.226	94.0	1.698	0.11	09/14/2023

Batch 210445 SampType: MS Units mg/L

SampID: 23071339-025DMS

Analyses	Cert	RL	Qual	Result	Spike	SPK Ref Val	%REC	Low Limit	High Limit	Date Analyzed
Aluminum		0.0250		1.83	2.000	0.01533	90.5	75	125	09/14/2023
Iron		0.0250		1.80	2.000	0.01580	89.3	75	125	09/14/2023
Manganese		0.0020		0.445	0.5000	0.003452	88.4	75	125	09/14/2023

Batch 210445 SampType: MSD Units mg/L

RPD Limit 20

SampID: 23071339-025DMSD

Analyses	Cert	RL	Qual	Result	Spike	SPK Ref Val	%REC	RPD Ref Val	%RPD	Date Analyzed
Aluminum		0.0250		1.83	2.000	0.01533	90.7	1.826	0.19	09/14/2023
Iron		0.0250		1.84	2.000	0.01580	91.4	1.803	2.31	09/14/2023
Manganese		0.0020		0.448	0.5000	0.003452	89.0	0.4453	0.68	09/14/2023



Quality Control Results

<http://www.teklabinc.com/>

Client: Ramboll

Work Order: 23071339

Client Project: BAL-23Q3

Report Date: 11-Oct-23

SW-846 3005A, 6020A, METALS BY ICPMS (DISSOLVED)

Batch 210446 SampType: MBLK Units mg/L

SampID: MBLK-210446

Analyses	Cert	RL	Qual	Result	Spike	SPK Ref Val	%REC	Low Limit	High Limit	Date Analyzed
Aluminum		0.0250		< 0.0250	0.0125	0	0	-100	100	09/10/2023
Boron		0.0250		< 0.0250	0.0093	0	0	-100	100	09/10/2023
Iron		0.0250		< 0.0250	0.0115	0	0	-100	100	09/10/2023
Manganese		0.0020		< 0.0020	0.0008	0	0	-100	100	09/10/2023

Batch 210446 SampType: LCS Units mg/L

SampID: LCS-210446

Analyses	Cert	RL	Qual	Result	Spike	SPK Ref Val	%REC	Low Limit	High Limit	Date Analyzed
Aluminum		0.0250		1.98	2.000	0	99.2	80	120	09/11/2023
Boron		0.0250		0.458	0.5000	0	91.6	80	120	09/11/2023
Iron		0.0250		2.00	2.000	0	100.1	80	120	09/11/2023
Manganese		0.0020		0.549	0.5000	0	109.8	80	120	09/13/2023

Batch 210446 SampType: MS Units mg/L

SampID: 23071339-037DMS

Analyses	Cert	RL	Qual	Result	Spike	SPK Ref Val	%REC	Low Limit	High Limit	Date Analyzed
Aluminum		0.0250		2.04	2.000	0.03191	100.5	75	125	09/14/2023
Iron		0.0250		2.47	2.000	0.3519	105.8	75	125	09/14/2023
Manganese		0.0020		0.724	0.5000	0.1413	116.5	75	125	09/14/2023

Batch 210446 SampType: MSD Units mg/L

RPD Limit 20

SampID: 23071339-037DMSD

Analyses	Cert	RL	Qual	Result	Spike	SPK Ref Val	%REC	RPD Ref Val	%RPD	Date Analyzed
Aluminum		0.0250		2.00	2.000	0.03191	98.6	2.041	1.86	09/14/2023
Iron		0.0250		2.41	2.000	0.3519	103.0	2.469	2.35	09/14/2023
Manganese		0.0020		0.701	0.5000	0.1413	112.0	0.7238	3.15	09/14/2023

Batch 210663 SampType: MBLK Units mg/L

SampID: MBLK-210663

Analyses	Cert	RL	Qual	Result	Spike	SPK Ref Val	%REC	Low Limit	High Limit	Date Analyzed
Aluminum		0.0250		< 0.0250	0.0125	0	0	-100	100	09/14/2023
Boron		0.0250		< 0.0250	0.0093	0	0	-100	100	09/14/2023
Iron		0.0250		< 0.0250	0.0115	0	0	-100	100	09/14/2023
Manganese		0.0020		< 0.0020	0.0008	0	0	-100	100	09/14/2023



Quality Control Results

<http://www.teklabinc.com/>

Client: Ramboll

Work Order: 23071339

Client Project: BAL-23Q3

Report Date: 11-Oct-23

SW-846 3005A, 6020A, METALS BY ICPMS (DISSOLVED)

Batch 210663 SampType: LCS Units mg/L

SampID: LCS-210663

Analyses	Cert	RL	Qual	Result	Spike	SPK Ref Val	%REC	Low Limit	High Limit	Date Analyzed
Aluminum		0.0250		1.95	2.000	0	97.4	80	120	09/14/2023
Boron		0.0250		0.467	0.5000	0	93.4	80	120	09/14/2023
Iron		0.0250		2.12	2.000	0	105.9	80	120	09/14/2023
Manganese		0.0020		0.516	0.5000	0	103.2	80	120	09/14/2023

Batch 210663 SampType: MS Units mg/L

SampID: 23071339-017DMS

Analyses	Cert	RL	Qual	Result	Spike	SPK Ref Val	%REC	Low Limit	High Limit	Date Analyzed
Boron		0.0250		0.457	0.5000	0.02681	86.1	75	125	09/15/2023
Iron		0.0250		1.89	2.000	0.07481	90.8	75	125	09/15/2023
Manganese		0.0020		0.462	0.5000	0.002640	91.9	75	125	09/15/2023

Batch 210663 SampType: MSD Units mg/L

SampID: 23071339-017DMSD

RPD Limit 20

Analyses	Cert	RL	Qual	Result	Spike	SPK Ref Val	%REC	RPD Ref Val	%RPD	Date Analyzed
Boron		0.0250		0.477	0.5000	0.02681	89.9	0.4571	4.17	09/15/2023
Iron		0.0250		1.95	2.000	0.07481	93.6	1.891	2.95	09/15/2023
Manganese		0.0020		0.475	0.5000	0.002640	94.5	0.4621	2.74	09/15/2023

Batch 210928 SampType: MBLK Units mg/L

SampID: MBLK-210928

Analyses	Cert	RL	Qual	Result	Spike	SPK Ref Val	%REC	Low Limit	High Limit	Date Analyzed
Aluminum		0.0250		< 0.0250	0.0125	0	0	-100	100	09/08/2023
Boron		0.0250		< 0.0250	0.0093	0	0	-100	100	09/08/2023
Iron		0.0250		< 0.0250	0.0115	0	0	-100	100	09/08/2023
Manganese		0.0020		< 0.0020	0.0008	0	0	-100	100	09/08/2023

Batch 210928 SampType: LCS Units mg/L

SampID: LCS-210928

Analyses	Cert	RL	Qual	Result	Spike	SPK Ref Val	%REC	Low Limit	High Limit	Date Analyzed
Aluminum		0.0250		2.07	2.000	0	103.3	80	120	09/08/2023
Boron		0.0250		0.484	0.5000	0	96.7	80	120	09/08/2023
Iron		0.0250		1.98	2.000	0	98.9	80	120	09/08/2023
Manganese		0.0020		0.506	0.5000	0	101.1	80	120	09/08/2023



Quality Control Results

<http://www.teklabinc.com/>

Client: Ramboll

Work Order: 23071339

Client Project: BAL-23Q3

Report Date: 11-Oct-23

SW-846 3005A, 6020A, METALS BY ICPMS (TOTAL)

Batch 210441 SampType: MBLK Units mg/L

SampID: MBLK-210441

Analyses	Cert	RL	Qual	Result	Spike	SPK Ref Val	%REC	Low Limit	High Limit	Date Analyzed
Aluminum		0.0250		< 0.0250	0.0125	0	0	-100	100	09/10/2023
Antimony		0.0010		< 0.0010	0.0004	0	0	-100	100	08/08/2023
Arsenic		0.0010		< 0.0010	0.0004	0	0	-100	100	09/10/2023
Barium		0.0010		< 0.0010	0.0007	0	0	-100	100	09/10/2023
Beryllium		0.0010		< 0.0010	0.0002	0	0	-100	100	09/10/2023
Boron		0.0250		< 0.0250	0.0093	0	0	-100	100	09/10/2023
Cadmium		0.0010		< 0.0010	0.0001	0	0	-100	100	09/10/2023
Chromium		0.0015		< 0.0015	0.0007	0	0	-100	100	09/10/2023
Cobalt		0.0010		< 0.0010	0.0001	0	0	-100	100	08/08/2023
Iron		0.0250		< 0.0250	0.0115	0	0	-100	100	09/10/2023
Lead		0.0010		< 0.0010	0.0006	0	0	-100	100	09/10/2023
Lithium	*	0.0030		< 0.0030	0.0015	0	0	-100	100	08/08/2023
Manganese		0.0020		< 0.0020	0.0008	0	0	-100	100	09/10/2023
Molybdenum	*	0.0015		< 0.0015	0.0006	0	0	-100	100	09/14/2023
Selenium		0.0010		< 0.0010	0.0006	0	0	-100	100	08/08/2023
Thallium		0.0020		< 0.0020	0.0010	0	0	-100	100	08/08/2023

Batch 210441 SampType: LCS Units mg/L

SampID: LCS-210441

Analyses	Cert	RL	Qual	Result	Spike	SPK Ref Val	%REC	Low Limit	High Limit	Date Analyzed
Aluminum		0.0250		2.06	2.000	0	103.1	80	120	09/10/2023
Antimony		0.0010		0.492	0.5000	0	98.4	80	120	08/08/2023
Arsenic		0.0010		0.536	0.5000	0	107.2	80	120	09/10/2023
Barium		0.0010		2.24	2.000	0	112.1	80	120	09/10/2023
Beryllium		0.0010		0.0450	0.0500	0	90.0	80	120	09/10/2023
Boron		0.0250		0.473	0.5000	0	94.6	80	120	09/10/2023
Cadmium		0.0010		0.0520	0.0500	0	104.1	80	120	09/10/2023
Chromium		0.0015		0.203	0.2000	0	101.3	80	120	09/10/2023
Cobalt		0.0010		0.496	0.5000	0	99.3	80	120	08/08/2023
Iron		0.0250		1.99	2.000	0	99.3	80	120	09/10/2023
Lead		0.0010		0.550	0.5000	0	110.0	80	120	09/10/2023
Lithium	*	0.0030		0.460	0.5000	0	92.1	80	120	08/08/2023
Manganese		0.0020		0.512	0.5000	0	102.4	80	120	09/10/2023
Molybdenum	*	0.0015		0.512	0.5000	0	102.4	80	120	09/14/2023
Selenium		0.0010		0.475	0.5000	0	94.9	80	120	08/08/2023
Thallium		0.0020		0.245	0.2500	0	98.1	80	120	08/08/2023



Quality Control Results

<http://www.teklabinc.com/>

Client: Ramboll

Work Order: 23071339

Client Project: BAL-23Q3

Report Date: 11-Oct-23

SW-846 3005A, 6020A, METALS BY ICPMS (TOTAL)

Batch 210441 SampType: MS Units mg/L

SampID: 23071339-010CMS

Analyses	Cert	RL	Qual	Result	Spike	SPK Ref Val	%REC	Low Limit	High Limit	Date Analyzed
Aluminum		0.0250		2.02	2.000	0.05963	98.0	75	125	09/14/2023
Antimony		0.0010		0.500	0.5000	0	100.0	75	125	08/08/2023
Arsenic		0.0010		0.524	0.5000	0.001397	104.6	75	125	09/14/2023
Barium		0.0010		2.14	2.000	0.07356	103.1	75	125	09/14/2023
Beryllium		0.0010		0.0483	0.0500	0	96.5	75	125	09/14/2023
Boron		0.0250		0.543	0.5000	0.05054	98.5	75	125	09/14/2023
Cadmium		0.0010		0.0495	0.0500	0	99.0	75	125	09/14/2023
Chromium		0.0015		0.197	0.2000	0	98.7	75	125	09/14/2023
Cobalt		0.0010		0.490	0.5000	0.0006342	97.8	75	125	08/08/2023
Iron		0.0250		2.80	2.000	0.7916	100.6	75	125	09/14/2023
Lead		0.0010		0.502	0.5000	0	100.5	75	125	09/14/2023
Lithium	*	0.0030		0.489	0.5000	0.004501	96.9	75	125	08/08/2023
Manganese		0.0020		0.809	0.5000	0.3327	95.2	75	125	09/14/2023
Molybdenum	*	0.0015		0.491	0.5000	0.0008085	98.1	75	125	09/14/2023
Selenium		0.0010		0.471	0.5000	0	94.2	75	125	08/08/2023
Thallium		0.0020		0.244	0.2500	0	97.4	75	125	08/08/2023

Batch 210441 SampType: MSD Units mg/L

RPD Limit 20

SampID: 23071339-010CMSD

Analyses	Cert	RL	Qual	Result	Spike	SPK Ref Val	%REC	RPD Ref Val	%RPD	Date Analyzed
Aluminum		0.0250		2.02	2.000	0.05963	97.9	2.020	0.07	09/14/2023
Antimony		0.0010		0.508	0.5000	0	101.7	0.5001	1.67	08/08/2023
Arsenic		0.0010		0.533	0.5000	0.001397	106.3	0.5242	1.66	09/14/2023
Barium		0.0010		2.15	2.000	0.07356	103.9	2.136	0.76	09/14/2023
Beryllium		0.0010		0.0480	0.0500	0	96.0	0.04827	0.57	09/14/2023
Boron		0.0250		0.543	0.5000	0.05054	98.6	0.5431	0.05	09/14/2023
Cadmium		0.0010		0.0494	0.0500	0	98.7	0.04951	0.29	09/14/2023
Chromium		0.0015		0.203	0.2000	0	101.7	0.1974	2.97	09/14/2023
Cobalt		0.0010		0.483	0.5000	0.0006342	96.5	0.4895	1.36	08/08/2023
Iron		0.0250		2.83	2.000	0.7916	101.9	2.804	0.89	09/14/2023
Lead		0.0010		0.509	0.5000	0	101.9	0.5025	1.38	09/14/2023
Lithium	*	0.0030		0.480	0.5000	0.004501	95.2	0.4891	1.81	08/08/2023
Manganese		0.0020		0.830	0.5000	0.3327	99.4	0.8086	2.58	09/14/2023
Molybdenum	*	0.0015		0.507	0.5000	0.0008085	101.3	0.4913	3.18	09/14/2023
Selenium		0.0010		0.483	0.5000	0	96.6	0.4709	2.55	08/08/2023
Thallium		0.0020		0.247	0.2500	0	98.9	0.2436	1.49	08/08/2023



Quality Control Results

<http://www.teklabinc.com/>

Client: Ramboll

Work Order: 23071339

Client Project: BAL-23Q3

Report Date: 11-Oct-23

SW-846 3005A, 6020A, METALS BY ICPMS (TOTAL)

Batch 210441 SampType: MS Units mg/L

SampID: 23071339-027CMS

Analyses	Cert	RL	Qual	Result	Spike	SPK Ref Val	%REC	Low Limit	High Limit	Date Analyzed
Aluminum		0.0250		2.21	2.000	0.2159	99.7	75	125	09/14/2023
Antimony		0.0010		0.510	0.5000	0	102.1	75	125	08/08/2023
Arsenic		0.0010		0.513	0.5000	0	102.7	75	125	09/14/2023
Barium		0.0010		2.09	2.000	0.02870	103.3	75	125	09/14/2023
Beryllium		0.0010		0.0482	0.0500	0	96.5	75	125	09/15/2023
Boron		0.0250		1.96	0.5000	1.471	97.6	75	125	09/14/2023
Cadmium		0.0010		0.0481	0.0500	0	96.3	75	125	09/14/2023
Chromium		0.0015		0.194	0.2000	0	96.9	75	125	09/14/2023
Cobalt		0.0010		0.495	0.5000	0	99.1	75	125	08/08/2023
Iron		0.0250		2.03	2.000	0.1167	95.4	75	125	09/14/2023
Lead		0.0010		0.509	0.5000	0	101.8	75	125	09/14/2023
Lithium	*	0.0030		0.524	0.5000	0.04253	96.3	75	125	08/08/2023
Manganese		0.0020		0.495	0.5000	0.01796	95.3	75	125	09/14/2023
Molybdenum	*	0.0015		0.548	0.5000	0.01382	106.8	75	125	09/15/2023
Selenium		0.0010		0.491	0.5000	0	98.1	75	125	08/08/2023
Thallium		0.0020		0.252	0.2500	0	100.7	75	125	08/08/2023

Batch 210441 SampType: MSD Units mg/L

RPD Limit 20

SampID: 23071339-027CMSD

Analyses	Cert	RL	Qual	Result	Spike	SPK Ref Val	%REC	RPD Ref Val	%RPD	Date Analyzed
Aluminum		0.0250		2.19	2.000	0.2159	98.6	2.211	1.07	09/14/2023
Antimony		0.0010		0.495	0.5000	0	99.0	0.5104	3.03	08/08/2023
Arsenic		0.0010		0.529	0.5000	0	105.8	0.5133	3.05	09/14/2023
Barium		0.0010		2.11	2.000	0.02870	104.1	2.094	0.85	09/14/2023
Beryllium		0.0010		0.0477	0.0500	0	95.4	0.04824	1.16	09/15/2023
Boron		0.0250		1.97	0.5000	1.471	99.5	1.959	0.49	09/14/2023
Cadmium		0.0010		0.0499	0.0500	0	99.9	0.04814	3.64	09/14/2023
Chromium		0.0015		0.192	0.2000	0	96.0	0.1939	0.98	09/14/2023
Cobalt		0.0010		0.478	0.5000	0	95.5	0.4954	3.67	08/08/2023
Iron		0.0250		2.08	2.000	0.1167	98.0	2.026	2.46	09/14/2023
Lead		0.0010		0.510	0.5000	0	102.0	0.5091	0.18	09/14/2023
Lithium	*	0.0030		0.503	0.5000	0.04253	92.1	0.5239	4.09	08/08/2023
Manganese		0.0020		0.499	0.5000	0.01796	96.2	0.4946	0.91	09/14/2023
Molybdenum	*	0.0015		0.558	0.5000	0.01382	108.9	0.5479	1.87	09/15/2023
Selenium		0.0010		0.479	0.5000	0	95.9	0.4905	2.28	08/08/2023
Thallium		0.0020		0.244	0.2500	0	97.4	0.2518	3.34	08/08/2023



Quality Control Results

<http://www.teklabinc.com/>

Client: Ramboll

Work Order: 23071339

Client Project: BAL-23Q3

Report Date: 11-Oct-23

SW-846 3005A, 6020A, METALS BY ICPMS (TOTAL)

Batch 210442 SampType: MBLK Units mg/L

SampID: MBLK-210442

Analyses	Cert	RL	Qual	Result	Spike	SPK Ref Val	%REC	Low Limit	High Limit	Date Analyzed
Aluminum		0.0250		< 0.0250	0.0125	0	0	-100	100	09/10/2023
Antimony		0.0010		< 0.0010	0.0004	0	0	-100	100	08/08/2023
Arsenic		0.0010		< 0.0010	0.0004	0	0	-100	100	09/10/2023
Barium		0.0010		< 0.0010	0.0007	0	0	-100	100	09/10/2023
Beryllium		0.0010		< 0.0010	0.0002	0	0	-100	100	09/10/2023
Boron		0.0250		< 0.0250	0.0093	0	0	-100	100	09/10/2023
Cadmium		0.0010		< 0.0010	0.0001	0	0	-100	100	09/10/2023
Chromium		0.0015		< 0.0015	0.0007	0	0	-100	100	09/10/2023
Cobalt		0.0010		< 0.0010	0.0001	0	0	-100	100	08/08/2023
Iron		0.0250		< 0.0250	0.0115	0	0	-100	100	09/10/2023
Lead		0.0010		< 0.0010	0.0006	0	0	-100	100	09/10/2023
Lithium	*	0.0030		< 0.0030	0.0015	0	0	-100	100	08/08/2023
Manganese		0.0020		< 0.0020	0.0008	0	0	-100	100	09/10/2023
Molybdenum	*	0.0015		< 0.0015	0.0006	0	0	-100	100	09/15/2023
Selenium		0.0010		< 0.0010	0.0006	0	0	-100	100	08/08/2023
Thallium		0.0020		< 0.0020	0.0010	0	0	-100	100	08/08/2023

Batch 210442 SampType: LCS Units mg/L

SampID: LCS-210442

Analyses	Cert	RL	Qual	Result	Spike	SPK Ref Val	%REC	Low Limit	High Limit	Date Analyzed
Aluminum		0.0250		2.09	2.000	0	104.6	80	120	09/10/2023
Antimony		0.0010		0.520	0.5000	0	103.9	85	115	08/08/2023
Arsenic		0.0010		0.545	0.5000	0	109.1	80	120	09/10/2023
Barium		0.0010		2.21	2.000	0	110.7	80	120	09/10/2023
Beryllium		0.0010		0.0466	0.0500	0	93.2	80	120	09/10/2023
Boron		0.0250		0.493	0.5000	0	98.5	80	120	09/10/2023
Cadmium		0.0010		0.0514	0.0500	0	102.8	80	120	09/10/2023
Chromium		0.0015		0.206	0.2000	0	102.8	80	120	09/10/2023
Cobalt		0.0010		0.509	0.5000	0	101.7	85	115	08/08/2023
Iron		0.0250		2.05	2.000	0	102.3	80	120	09/10/2023
Lead		0.0010		0.557	0.5000	0	111.4	80	120	09/10/2023
Lithium	*	0.0030		0.478	0.5000	0	95.7	85	115	08/08/2023
Manganese		0.0020		0.524	0.5000	0	104.8	80	120	09/10/2023
Molybdenum	*	0.0015		0.543	0.5000	0	108.6	80	120	09/15/2023
Selenium		0.0010		0.503	0.5000	0	100.6	85	115	08/08/2023
Thallium		0.0020		0.244	0.2500	0	97.7	85	115	08/08/2023



Quality Control Results

<http://www.teklabinc.com/>

Client: Ramboll

Work Order: 23071339

Client Project: BAL-23Q3

Report Date: 11-Oct-23

SW-846 3005A, 6020A, METALS BY ICPMS (TOTAL)

Batch 210442 SampType: MS Units mg/L

SampID: 23071339-038CMS

Analyses	Cert	RL	Qual	Result	Spike	SPK Ref Val	%REC	Low Limit	High Limit	Date Analyzed
Aluminum		0.0250	S	65.5	2.000	55.99	477.1	75	125	09/14/2023
Arsenic		0.0010		0.442	0.5000	0.02534	83.3	75	125	09/14/2023
Barium		0.0100		2.36	2.000	0.3660	99.6	75	125	09/15/2023
Beryllium		0.0010		0.0451	0.0500	0.003291	83.6	75	125	09/15/2023
Boron		0.0250		0.848	0.5000	0.4258	84.5	75	125	09/14/2023
Cadmium		0.0010		0.0475	0.0500	0.001461	92.1	75	125	09/14/2023
Chromium		0.0015		0.281	0.2000	0.1007	90.2	75	125	09/14/2023
Cobalt		0.0010		0.465	0.5000	0.04747	83.6	75	125	08/11/2023
Iron		0.250		123	2.000	120.2	122.2	75	125	09/15/2023
Lead		0.0100		0.599	0.5000	0.07534	104.8	75	125	09/15/2023
Lithium	*	0.0030		0.472	0.5000	0.06174	82.0	75	125	08/08/2023
Manganese		0.0200		3.01	0.5000	2.510	100.1	75	125	09/15/2023
Molybdenum	*	0.0015	S	0.371	0.5000	0.002449	73.6	75	125	09/15/2023
Selenium		0.0010		0.376	0.5000	0	75.1	75	125	08/11/2023

Batch 210442 SampType: MSD Units mg/L

RPD Limit 20

SampID: 23071339-038CMSD

Analyses	Cert	RL	Qual	Result	Spike	SPK Ref Val	%REC	RPD Ref Val	%RPD	Date Analyzed
Aluminum		0.0250	S	63.4	2.000	55.99	371.2	65.53	3.29	09/14/2023
Arsenic		0.0010		0.432	0.5000	0.02534	81.3	0.4416	2.20	09/14/2023
Barium		0.0100		2.40	2.000	0.3660	101.6	2.358	1.69	09/15/2023
Beryllium		0.0010		0.0457	0.0500	0.003291	84.7	0.04508	1.28	09/15/2023
Boron		0.0250		0.838	0.5000	0.4258	82.4	0.8483	1.26	09/14/2023
Cadmium		0.0010		0.0476	0.0500	0.001461	92.2	0.04752	0.09	09/14/2023
Chromium		0.0015		0.271	0.2000	0.1007	85.4	0.2812	3.52	09/14/2023
Cobalt		0.0010		0.469	0.5000	0.04747	84.3	0.4655	0.73	08/11/2023
Iron		0.250		122	2.000	120.2	81.4	122.6	0.67	09/15/2023
Lead		0.0100		0.588	0.5000	0.07534	102.4	0.5995	2.01	09/15/2023
Lithium	*	0.0030		0.470	0.5000	0.06174	81.6	0.4715	0.39	08/08/2023
Manganese		0.0200		3.02	0.5000	2.510	102.6	3.010	0.41	09/15/2023
Molybdenum	*	0.0015	S	0.376	0.5000	0.002449	74.7	0.3706	1.36	09/15/2023
Selenium		0.0010		0.375	0.5000	0	75.1	0.3757	0.08	08/11/2023



Quality Control Results

<http://www.teklabinc.com/>

Client: Ramboll

Work Order: 23071339

Client Project: BAL-23Q3

Report Date: 11-Oct-23

SW-846 3005A, 6020A, METALS BY ICPMS (TOTAL)

Batch 210625 SampType: MBLK Units mg/L

SampID: MBLK-210625

Analyses	Cert	RL	Qual	Result	Spike	SPK Ref Val	%REC	Low Limit	High Limit	Date Analyzed
Aluminum		0.0250		< 0.0250	0.0125	0	0	-100	100	09/15/2023
Antimony		0.0010		< 0.0010	0.0004	0	0	-100	100	08/11/2023
Arsenic		0.0010		< 0.0010	0.0004	0	0	-100	100	08/11/2023
Arsenic		0.0010		< 0.0010	0.0004	0	0	-100	100	09/15/2023
Barium		0.0010		< 0.0010	0.0007	0	0	-100	100	09/15/2023
Beryllium		0.0010		< 0.0010	0.0002	0	0	-100	100	09/15/2023
Boron		0.0250		< 0.0250	0.0093	0	0	-100	100	09/15/2023
Cadmium		0.0010		< 0.0010	0.0001	0	0	-100	100	09/15/2023
Chromium		0.0015		< 0.0015	0.0007	0	0	-100	100	09/15/2023
Cobalt		0.0010		< 0.0010	0.0001	0	0	-100	100	08/11/2023
Iron		0.0250		< 0.0250	0.0115	0	0	-100	100	09/15/2023
Lead		0.0010		< 0.0010	0.0006	0	0	-100	100	09/15/2023
Lithium	*	0.0030		< 0.0030	0.0015	0	0	-100	100	08/11/2023
Manganese		0.0020		< 0.0020	0.0008	0	0	-100	100	09/15/2023
Molybdenum	*	0.0015		< 0.0015	0.0006	0	0	-100	100	09/15/2023
Selenium		0.0010		< 0.0010	0.0006	0	0	-100	100	08/11/2023
Thallium		0.0020		< 0.0020	0.0010	0	0	-100	100	08/11/2023



Quality Control Results

<http://www.teklabinc.com/>

Client: Ramboll

Work Order: 23071339

Client Project: BAL-23Q3

Report Date: 11-Oct-23

SW-846 3005A, 6020A, METALS BY ICPMS (TOTAL)

Batch 210625 SampType: LCS Units mg/L

SampID: LCS-210625

Analyses	Cert	RL	Qual	Result	Spike	SPK Ref Val	%REC	Low Limit	High Limit	Date Analyzed
Aluminum		0.0250		2.21	2.000	0	110.4	80	120	09/15/2023
Antimony		0.0010		0.498	0.5000	0	99.6	85	115	08/11/2023
Arsenic		0.0010		0.553	0.5000	0	110.7	80	120	09/15/2023
Arsenic		0.0010		0.517	0.5000	0	103.4	85	115	08/11/2023
Barium		0.0010		2.30	2.000	0	114.9	80	120	09/15/2023
Beryllium		0.0010		0.0524	0.0500	0	104.7	80	120	09/15/2023
Boron		0.0250		0.520	0.5000	0	104.0	80	120	09/15/2023
Cadmium		0.0010		0.0547	0.0500	0	109.4	80	120	09/15/2023
Chromium		0.0015		0.215	0.2000	0	107.7	80	120	09/15/2023
Cobalt		0.0010		0.496	0.5000	0	99.1	85	115	08/11/2023
Iron		0.0250		2.23	2.000	0	111.5	80	120	09/15/2023
Lead		0.0010		0.539	0.5000	0	107.8	80	120	09/15/2023
Lithium	*	0.0030		0.472	0.5000	0	94.4	85	115	08/11/2023
Manganese		0.0020		0.559	0.5000	0	111.7	80	120	09/15/2023
Molybdenum	*	0.0015		0.541	0.5000	0	108.2	80	120	09/15/2023
Selenium		0.0010		0.482	0.5000	0	96.4	85	115	08/11/2023
Thallium		0.0020		0.242	0.2500	0	97.0	85	115	08/11/2023

Batch 210625 SampType: LCSD Units mg/L

RPD Limit 20

SampID: LCSD-210625

Analyses	Cert	RL	Qual	Result	Spike	SPK Ref Val	%REC	RPD Ref Val	%RPD	Date Analyzed
Antimony		0.0010		0.512	0.5000	0	102.4	0.4978	2.84	08/11/2023
Arsenic		0.0010		0.534	0.5000	0	106.8	0.5169	3.24	08/11/2023
Cobalt		0.0010		0.494	0.5000	0	98.9	0.4956	0.26	08/11/2023
Lithium	*	0.0030		0.473	0.5000	0	94.7	0.4721	0.28	08/11/2023
Selenium		0.0010		0.477	0.5000	0	95.4	0.4818	1.06	08/11/2023
Thallium		0.0020		0.246	0.2500	0	98.4	0.2424	1.52	08/11/2023

Batch 210625 SampType: MS Units mg/L

SampID: 23071339-008CMS

Analyses	Cert	RL	Qual	Result	Spike	SPK Ref Val	%REC	Low Limit	High Limit	Date Analyzed
Iron		0.0250		1.96	2.000	0.07683	94.3	75	125	09/15/2023
Manganese		0.0020		1.17	0.5000	0.7263	88.2	75	125	09/15/2023



Quality Control Results

<http://www.teklabinc.com/>

Client: Ramboll

Work Order: 23071339

Client Project: BAL-23Q3

Report Date: 11-Oct-23

SW-846 3005A, 6020A, METALS BY ICPMS (TOTAL)

Batch 210625		SampType: MSD		Units mg/L		RPD Limit 20				
SampID: 23071339-008CMSD										
Analyses	Cert	RL	Qual	Result	Spike	SPK Ref Val	%REC	RPD Ref Val	%RPD	Date Analyzed
Iron		0.0250		2.04	2.000	0.07683	98.0	1.962	3.70	09/15/2023
Manganese		0.0020		1.18	0.5000	0.7263	91.1	1.167	1.21	09/15/2023

Batch 210667 SampType: MBLK Units mg/L

SampID: MBLK-210667										
Analyses	Cert	RL	Qual	Result	Spike	SPK Ref Val	%REC	Low Limit	High Limit	Date Analyzed
Aluminum		0.0250		< 0.0250	0.0125	0	0	-100	100	09/10/2023
Antimony		0.0010		< 0.0010	0.0004	0	0	-100	100	08/16/2023
Arsenic		0.0010		< 0.0010	0.0004	0	0	-100	100	09/10/2023
Barium		0.0010		< 0.0010	0.0007	0	0	-100	100	09/10/2023
Beryllium		0.0010		< 0.0010	0.0002	0	0	-100	100	09/10/2023
Boron		0.0250		< 0.0250	0.0093	0	0	-100	100	09/10/2023
Cadmium		0.0010		< 0.0010	0.0001	0	0	-100	100	09/10/2023
Chromium		0.0015		< 0.0015	0.0007	0	0	-100	100	09/10/2023
Iron		0.0250		< 0.0250	0.0115	0	0	-100	100	09/10/2023
Lead		0.0010		< 0.0010	0.0006	0	0	-100	100	09/10/2023
Manganese		0.0020		< 0.0020	0.0008	0	0	-100	100	09/10/2023
Molybdenum	*	0.0015		< 0.0015	0.0006	0	0	-100	100	09/10/2023
Thallium		0.0020		< 0.0020	0.0010	0	0	-100	100	08/16/2023

Batch 210667 SampType: LCS Units mg/L

SampID: LCS-210667										
Analyses	Cert	RL	Qual	Result	Spike	SPK Ref Val	%REC	Low Limit	High Limit	Date Analyzed
Aluminum		0.0250		2.04	2.000	0	101.9	80	120	09/10/2023
Antimony		0.0010		0.495	0.5000	0	99.0	80	120	08/16/2023
Arsenic		0.0010		0.514	0.5000	0	102.9	80	120	09/10/2023
Barium		0.0010		2.18	2.000	0	109.0	80	120	09/10/2023
Beryllium		0.0010		0.0452	0.0500	0	90.3	80	120	09/10/2023
Boron		0.0250		0.465	0.5000	0	93.0	80	120	09/10/2023
Cadmium		0.0010		0.0495	0.0500	0	99.1	80	120	09/10/2023
Chromium		0.0015		0.201	0.2000	0	100.5	80	120	09/10/2023
Iron		0.0250		2.02	2.000	0	101.1	80	120	09/10/2023
Lead		0.0010		0.544	0.5000	0	108.8	80	120	09/10/2023
Manganese		0.0020		0.509	0.5000	0	101.9	80	120	09/10/2023
Molybdenum	*	0.0015		0.484	0.5000	0	96.8	80	120	09/10/2023
Thallium		0.0020		0.240	0.2500	0	96.0	80	120	08/16/2023



Quality Control Results

<http://www.teklabinc.com/>

Client: Ramboll

Work Order: 23071339

Client Project: BAL-23Q3

Report Date: 11-Oct-23

SW-846 3005A, 6020A, METALS BY ICPMS (TOTAL)

Batch 210667 SampType: MS Units mg/L

SampID: 23071339-038CMS

Analyses	Cert	RL	Qual	Result	Spike	SPK Ref Val	%REC	Low Limit	High Limit	Date Analyzed
Antimony		0.0010	S	0.581	1.000	0.0005922	58.1	75	125	08/16/2023
Thallium		0.0020		0.423	0.5000	0	84.6	75	125	08/16/2023

Batch 210667 SampType: MSD Units mg/L

RPD Limit 20

SampID: 23071339-038CMSD

Analyses	Cert	RL	Qual	Result	Spike	SPK Ref Val	%REC	RPD Ref Val	%RPD	Date Analyzed
Antimony		0.0010	S	0.587	1.000	0.0005922	58.7	0.5811	1.06	08/16/2023
Thallium		0.0020		0.426	0.5000	0	85.1	0.4230	0.64	08/16/2023

Batch 210926 SampType: MBLK Units mg/L

SampID: MBLK-210926

Analyses	Cert	RL	Qual	Result	Spike	SPK Ref Val	%REC	Low Limit	High Limit	Date Analyzed
Aluminum		0.0250		< 0.0250	0.0125	0	0	-100	100	09/10/2023
Antimony		0.0010		< 0.0010	0.0008	0	0	-100	100	08/30/2023
Arsenic		0.0010		< 0.0010	0.0004	0	0	-100	100	09/10/2023
Barium		0.0010		< 0.0010	0.0007	0	0	-100	100	09/10/2023
Beryllium		0.0010		< 0.0010	0.0002	0	0	-100	100	09/10/2023
Boron		0.0250		< 0.0250	0.0093	0	0	-100	100	09/10/2023
Cadmium		0.0010		< 0.0010	0.0001	0	0	-100	100	09/10/2023
Chromium		0.0015		< 0.0015	0.0007	0	0	-100	100	09/10/2023
Cobalt		0.0010		< 0.0010	0.0001	0	0	-100	100	08/30/2023
Iron		0.0250		< 0.0250	0.0115	0	0	-100	100	09/10/2023
Lead		0.0010		< 0.0010	0.0006	0	0	-100	100	09/10/2023
Lithium	*	0.0030		< 0.0030	0.0015	0	0	-100	100	08/30/2023
Manganese		0.0020		< 0.0020	0.0008	0	0	-100	100	09/10/2023
Molybdenum	*	0.0015		< 0.0015	0.0006	0	0	-100	100	09/11/2023
Selenium		0.0010		< 0.0010	0.0006	0	0	-100	100	08/30/2023
Thallium		0.0020		< 0.0020	0.0010	0	0	-100	100	08/30/2023



Quality Control Results

<http://www.teklabinc.com/>

Client: Ramboll

Work Order: 23071339

Client Project: BAL-23Q3

Report Date: 11-Oct-23

SW-846 3005A, 6020A, METALS BY ICPMS (TOTAL)

Batch 210926 SampType: LCS Units mg/L

SampID: LCS-210926

Analyses	Cert	RL	Qual	Result	Spike	SPK Ref Val	%REC	Low Limit	High Limit	Date Analyzed
Aluminum		0.0250		1.90	2.000	0	95.2	80	120	09/13/2023
Antimony		0.0010		0.502	0.5000	0	100.3	80	120	08/30/2023
Arsenic		0.0010		0.554	0.5000	0	110.9	80	120	09/13/2023
Barium		0.0010		2.24	2.000	0	112.1	80	120	09/13/2023
Beryllium		0.0010		0.0468	0.0500	0	93.6	80	120	09/13/2023
Boron		0.0250		0.595	0.5000	0	119.0	80	120	09/10/2023
Cadmium		0.0010		0.0517	0.0500	0	103.4	80	120	09/13/2023
Chromium		0.0015		0.216	0.2000	0	107.8	80	120	09/13/2023
Cobalt		0.0010		0.568	0.5000	0	113.5	80	120	08/30/2023
Iron		0.0250		2.17	2.000	0	108.5	80	120	09/13/2023
Lithium	*	0.0030		0.505	0.5000	0	101.1	80	120	08/31/2023
Manganese		0.0020		0.555	0.5000	0	111.0	80	120	09/13/2023
Molybdenum	*	0.0015		0.517	0.5000	0	103.3	80	120	09/13/2023
Selenium		0.0010		0.480	0.5000	0	96.0	80	120	08/30/2023
Thallium		0.0020		0.255	0.2500	0	102.0	80	120	08/30/2023

Batch 210926 SampType: MS Units mg/L

SampID: 23071339-045CMS

Analyses	Cert	RL	Qual	Result	Spike	SPK Ref Val	%REC	Low Limit	High Limit	Date Analyzed
Aluminum		0.0250		2.02	2.000	0.06435	97.9	75	125	09/13/2023
Antimony		0.0010		0.512	0.5000	0	102.5	75	125	08/30/2023
Arsenic		0.0010		0.557	0.5000	0	111.5	75	125	09/13/2023
Barium		0.0010		2.31	2.000	0.07119	111.8	75	125	09/13/2023
Beryllium		0.0010		0.0507	0.0500	0	101.4	75	125	09/13/2023
Boron		0.0250		1.02	0.5000	0.4759	108.0	75	125	08/31/2023
Cadmium		0.0010		0.0502	0.0500	0	100.4	75	125	09/13/2023
Chromium		0.0015		0.215	0.2000	0	107.3	75	125	09/13/2023
Cobalt		0.0010		0.501	0.5000	0.0003000	100.2	75	125	08/30/2023
Iron		0.0250		2.26	2.000	0.1196	107.0	75	125	09/13/2023
Lead		0.0010		0.540	0.5000	0	108.0	75	125	09/13/2023
Lithium	*	0.0030		0.556	0.5000	0.01555	108.2	75	125	08/31/2023
Manganese		0.0020		0.848	0.5000	0.3459	100.3	75	125	08/31/2023
Molybdenum	*	0.0015		0.516	0.5000	0	103.3	75	125	09/13/2023
Selenium		0.0010		0.485	0.5000	0	97.1	75	125	08/30/2023
Thallium		0.0020		0.256	0.2500	0	102.5	75	125	08/30/2023



Quality Control Results

<http://www.teklabinc.com/>

Client: Ramboll

Work Order: 23071339

Client Project: BAL-23Q3

Report Date: 11-Oct-23

SW-846 3005A, 6020A, METALS BY ICPMS (TOTAL)

Batch 210926		SampType: MSD		Units mg/L			RPD Limit 20			
SampID: 23071339-045CMSD										
Analyses	Cert	RL	Qual	Result	Spike	SPK Ref Val	%REC	RPD Ref Val	%RPD	Date Analyzed
Aluminum		0.0250		1.99	2.000	0.06435	96.3	2.023	1.66	09/13/2023
Antimony		0.0010		0.505	0.5000	0	101.0	0.5125	1.47	08/30/2023
Arsenic		0.0010		0.539	0.5000	0	107.8	0.5575	3.38	09/13/2023
Barium		0.0010		2.31	2.000	0.07119	112.0	2.308	0.14	09/13/2023
Beryllium		0.0010		0.0495	0.0500	0	98.9	0.05072	2.49	09/13/2023
Boron		0.0250		1.03	0.5000	0.4759	111.6	1.016	1.74	08/31/2023
Cadmium		0.0010		0.0502	0.0500	0	100.4	0.05022	0.04	09/13/2023
Chromium		0.0015		0.208	0.2000	0	104.0	0.2145	3.10	09/13/2023
Cobalt		0.0010		0.488	0.5000	0.0003000	97.6	0.5012	2.66	08/30/2023
Iron		0.0250		2.22	2.000	0.1196	105.3	2.260	1.58	09/13/2023
Lead		0.0010		0.547	0.5000	0	109.4	0.5399	1.33	09/13/2023
Lithium	*	0.0030		0.566	0.5000	0.01555	110.1	0.5564	1.74	08/31/2023
Manganese		0.0020		0.858	0.5000	0.3459	102.4	0.8475	1.25	08/31/2023
Molybdenum	*	0.0015		0.506	0.5000	0	101.1	0.5163	2.07	09/13/2023
Selenium		0.0010		0.479	0.5000	0	95.8	0.4855	1.31	08/30/2023
Thallium		0.0020		0.259	0.2500	0	103.6	0.2562	1.13	08/30/2023

SW-846 7470A (TOTAL)

Batch 210448		SampType: MBLK		Units mg/L						
SampID: MBLK-210448										
Analyses	Cert	RL	Qual	Result	Spike	SPK Ref Val	%REC	Low Limit	High Limit	Date Analyzed
Mercury		0.00020		< 0.00020	0.0001	0	0	-100	100	08/07/2023

Batch 210448		SampType: LCS		Units mg/L						
SampID: LCS-210448										
Analyses	Cert	RL	Qual	Result	Spike	SPK Ref Val	%REC	Low Limit	High Limit	Date Analyzed
Mercury		0.00020		0.00558	0.0050	0	111.5	85	115	08/07/2023

Batch 210448		SampType: MS		Units mg/L						
SampID: 23071339-011CMS										
Analyses	Cert	RL	Qual	Result	Spike	SPK Ref Val	%REC	Low Limit	High Limit	Date Analyzed
Mercury		0.00020		0.00581	0.0050	0	116.2	75	125	08/07/2023



Quality Control Results

<http://www.teklabinc.com/>

Client: Ramboll

Work Order: 23071339

Client Project: BAL-23Q3

Report Date: 11-Oct-23

SW-846 7470A (TOTAL)

Batch 210448		SampType: MSD		Units mg/L				RPD Limit 15			
SampID: 23071339-011CMSD											
Analyses	Cert	RL	Qual	Result	Spike	SPK Ref Val	%REC	RPD Ref Val	%RPD	Date Analyzed	
Mercury		0.00020		0.00574	0.0050	0	114.8	0.005810	1.25	08/07/2023	

Batch 210448		SampType: MS		Units mg/L							
SampID: 23071339-026CMS											
Analyses	Cert	RL	Qual	Result	Spike	SPK Ref Val	%REC	Low Limit	High Limit	Date Analyzed	
Mercury		0.00020		0.00567	0.0050	0	113.5	75	125	08/07/2023	

Batch 210448		SampType: MSD		Units mg/L				RPD Limit 15			
SampID: 23071339-026CMSD											
Analyses	Cert	RL	Qual	Result	Spike	SPK Ref Val	%REC	RPD Ref Val	%RPD	Date Analyzed	
Mercury		0.00020		0.00559	0.0050	0	111.8	0.005674	1.49	08/07/2023	

Batch 210449		SampType: MBLK		Units mg/L							
SampID: MBLK-210449											
Analyses	Cert	RL	Qual	Result	Spike	SPK Ref Val	%REC	Low Limit	High Limit	Date Analyzed	
Mercury		0.00020		< 0.00020	0.0001	0	0	-100	100	08/07/2023	

Batch 210449		SampType: LCS		Units mg/L							
SampID: LCS-210449											
Analyses	Cert	RL	Qual	Result	Spike	SPK Ref Val	%REC	Low Limit	High Limit	Date Analyzed	
Mercury		0.00020		0.00541	0.0050	0	108.3	85	115	08/09/2023	
Mercury		0.00020	S	0.00593	0.0050	0	118.6	85	115	08/07/2023	

Batch 210449		SampType: MS		Units mg/L							
SampID: 23071339-041CMS											
Analyses	Cert	RL	Qual	Result	Spike	SPK Ref Val	%REC	Low Limit	High Limit	Date Analyzed	
Mercury		0.00020		0.00570	0.0050	0	114.1	75	125	08/07/2023	

Batch 210449		SampType: MSD		Units mg/L				RPD Limit 15			
SampID: 23071339-041CMSD											
Analyses	Cert	RL	Qual	Result	Spike	SPK Ref Val	%REC	RPD Ref Val	%RPD	Date Analyzed	
Mercury		0.00020		0.00562	0.0050	0	112.4	0.005704	1.46	08/07/2023	



Quality Control Results

<http://www.teklabinc.com/>

Client: Ramboll

Work Order: 23071339

Client Project: BAL-23Q3

Report Date: 11-Oct-23

SW-846 7470A (TOTAL)

Batch 210704		SampType: MBLK		Units mg/L							
SampID: MBLK-210704											
Analyses	Cert	RL	Qual	Result	Spike	SPK Ref Val	%REC	Low Limit	High Limit	Date Analyzed	
Mercury		0.00020		< 0.00020	0.0001	0	0	-100	100	08/11/2023	

Batch 210704		SampType: LCS		Units mg/L							
SampID: LCS-210704											
Analyses	Cert	RL	Qual	Result	Spike	SPK Ref Val	%REC	Low Limit	High Limit	Date Analyzed	
Mercury		0.00020		0.00516	0.0050	0	103.2	85	115	08/11/2023	

Batch 210704		SampType: MS		Units mg/L							
SampID: 23071339-019CMS											
Analyses	Cert	RL	Qual	Result	Spike	SPK Ref Val	%REC	Low Limit	High Limit	Date Analyzed	
Mercury		0.00020		0.00511	0.0050	0	102.2	75	125	08/11/2023	

Batch 210704		SampType: MSD		Units mg/L							
SampID: 23071339-019CMSD											
Analyses	Cert	RL	Qual	Result	Spike	SPK Ref Val	%REC	RPD Ref Val	%RPD	Date Analyzed	
Mercury		0.00020		0.00458	0.0050	0	91.6	0.005110	10.89	08/11/2023	

Batch 210943		SampType: MBLK		Units mg/L							
SampID: MBLK-210943											
Analyses	Cert	RL	Qual	Result	Spike	SPK Ref Val	%REC	Low Limit	High Limit	Date Analyzed	
Mercury		0.00020		< 0.00020	0.0001	0	0	-100	100	08/16/2023	

Batch 210943		SampType: LCS		Units mg/L							
SampID: LCS-210943											
Analyses	Cert	RL	Qual	Result	Spike	SPK Ref Val	%REC	Low Limit	High Limit	Date Analyzed	
Mercury		0.00020		0.00518	0.0050	0	103.6	85	115	08/16/2023	

Batch 210943		SampType: MS		Units mg/L							
SampID: 23071339-045CMS											
Analyses	Cert	RL	Qual	Result	Spike	SPK Ref Val	%REC	Low Limit	High Limit	Date Analyzed	
Mercury		0.00020		0.00816	0.0100	0	81.6	75	125	08/23/2023	

Batch 210943		SampType: MSD		Units mg/L							
SampID: 23071339-045CMSD											
Analyses	Cert	RL	Qual	Result	Spike	SPK Ref Val	%REC	RPD Ref Val	%RPD	Date Analyzed	
Mercury		0.00020	S	0.00829	0.0050	0	165.8	0.008164	1.52	08/23/2023	



Receiving Check List

<http://www.teklabinc.com/>

Client: Ramboll

Work Order: 23071339

Client Project: BAL-23Q3

Report Date: 11-Oct-23

Carrier: Justin Colp

Received By: AMD

Completed by:

Amber Dilallo

Reviewed by:

Ellie Hopkins

On:

On:

04-Aug-23

08-Aug-23

Amber Dilallo

Ellie Hopkins

Pages to follow: Chain of custody

Extra pages included

Shipping container/cooler in good condition?	Yes <input checked="" type="checkbox"/>	No <input type="checkbox"/>	Not Present <input type="checkbox"/>	Temp °C 5.7
Type of thermal preservation?	None <input type="checkbox"/>	Ice <input checked="" type="checkbox"/>	Blue Ice <input type="checkbox"/>	Dry Ice <input type="checkbox"/>
Chain of custody present?	Yes <input checked="" type="checkbox"/>	No <input type="checkbox"/>		
Chain of custody signed when relinquished and received?	Yes <input checked="" type="checkbox"/>	No <input type="checkbox"/>		
Chain of custody agrees with sample labels?	Yes <input checked="" type="checkbox"/>	No <input type="checkbox"/>		
Samples in proper container/bottle?	Yes <input checked="" type="checkbox"/>	No <input type="checkbox"/>		
Sample containers intact?	Yes <input checked="" type="checkbox"/>	No <input type="checkbox"/>		
Sufficient sample volume for indicated test?	Yes <input checked="" type="checkbox"/>	No <input type="checkbox"/>		
All samples received within holding time?	Yes <input checked="" type="checkbox"/>	No <input type="checkbox"/>		
Reported field parameters measured:	Field <input checked="" type="checkbox"/>	Lab <input type="checkbox"/>	NA <input type="checkbox"/>	
Container/Temp Blank temperature in compliance?	Yes <input checked="" type="checkbox"/>	No <input type="checkbox"/>		

When thermal preservation is required, samples are compliant with a temperature between 0.1°C - 6.0°C, or when samples are received on ice the same day as collected.

Water - at least one vial per sample has zero headspace?	Yes <input type="checkbox"/>	No <input type="checkbox"/>	No VOA vials <input checked="" type="checkbox"/>
Water - TOX containers have zero headspace?	Yes <input type="checkbox"/>	No <input type="checkbox"/>	No TOX containers <input checked="" type="checkbox"/>
Water - pH acceptable upon receipt?	Yes <input type="checkbox"/>	No <input checked="" type="checkbox"/>	NA <input type="checkbox"/>
NPDES/CWA TCN interferences checked/treated in the field?	Yes <input type="checkbox"/>	No <input type="checkbox"/>	NA <input checked="" type="checkbox"/>

Any No responses must be detailed below or on the COC.

pH strip #90719. - amberdilallo - 8/4/2023 9:44:53 AM

Additional HNO3 (90404) was needed in MW-104S and MW-382, and additional H2SO4 (90128) was needed in MW-382 and MW-304 Dup upon arrival at the laboratory. - amberdilallo - 8/4/2023 9:45:01 AM

Additional HNO3 (90404) was needed in PZ-182, and additional H2SO4 (90218) was needed in MW-253 upon arrival at the laboratory. - amberdilallo - 8/4/2023 4:26:18 PM

Samples collected on 8/4/23 were delivered to the laboratory on 8/4/23 at 1543 (on ice - 17.2C - LTG#5). pH strip #90719. - ERH/CET 8/4/23

Samples collected on 8/3/23 were delivered to the laboratory on 8/3/23 at 1750 (on ice - 5.7C - LTG#1). pH strip #90719. - ERH/ADM 8/4/23

Samples collected on 8/7/23 were delivered to the laboratory on 8/7/23 at 1608 (on ice - 17.4C - LTG#5). pH strip #90719. - ERH/LM 8/4/23

Per Joe Riley, the unpreserved (total) volume for MW-358 was collected on 8/7/23 at 1734 and delivered to the lab on 8/8/23 at 0830. LM/EAH 8/8/23

pH strip #90719. - amberdilallo - 8/15/2023 3:18:37 PM

Samples collected on 8/15/23 were delivered to the laboratory on 8/15/23 at 1454 (on ice - 90719C - LTG#51. pH strip #90719. - TM/ERH 8/15/23

BAL-23Q3
3071309

CHAIN-OF-CUSTODY / Analytical Request Document

The Chain-of-Custody is a LEGAL DOCUMENT. All relevant fields must be completed accurately.

Section A Required Client Information:		Section B Required Project Information:		Section C Invoice Information:		Page: 1 of 3	
Company: Vistra Corp		Report To: Brian Voelker		Attention: Jason Stuckey		REGULATORY AGENCY	
Address: 13498 E. 900th St		Copy To: Jason Stuckey		Company Name: Vistra Corp			
Email To: Brian.Voelker@VistraCorp.com		Purchase Order No.:		Address: see Section A		NPDES GROUND WATER DRINKING WATER	
Phone: (217) 753-8911 Fax:		Project Name:		Quote Reference:		UST RCRA OTHER	
Requested Due Date/TAT: 10 day		Project Number: 2285		Project Manager:		Site Location	
				Profile #:		STATE: IL	

ITEM #	Section D Required Client Information SAMPLE ID (A-Z, 0-9 / -) Sample IDs MUST BE UNIQUE	Valid Matrix Codes MATRIX CODE DRINKING WATER DW WASTE WATER WW PRODUCT P SOIL/SOLID SL OIL OL WPE WPE AIR AR OTHER OT TISSUE TS	MATRIX CODE (see valid codes to left)	SAMPLE TYPE (G=GRAB C=COMP)	COLLECTED		SAMPLE TEMP AT COLLECTION	# OF CONTAINERS	Preservatives								Analysis Test ↓ Y/N	Requested Analysis Filtered (Y/N)	Residual Chlorine (Y/N)	Project No./ Lab I.D.							
					DATE	TIME			Unpreserved	H ₂ SO ₄	HNO ₃	HCl	NaOH	Na ₂ S ₂ O ₃	Methanol	Other					BAL-257-601	BAL-257-605	BAL-845-601	BAL-845-605	BAL-CLOSURE-605	BAL-SUP-000	BAL-WFCP-605
1	MW-104DR				8-3-23	1540													23071339-001								
2	MW-104SR				8-3-23	1555													002								
3	MW-150																		003								
4	MW-151																		004								
5	MW-152																		005								
6	MW-153																		006								
7	MW-154				DRY														007								
8	MW-155																		008								
9	MW-192																		009								
10	MW-193																		010								
11	MW-252																		011								
12	MW-253																		012								
13	MW-304				8-3-23	1510													013								
14	MW-306																		014								
15	MW-350																		015								
16	MW-352																		016								
ADDITIONAL COMMENTS					RELINQUISHED BY / AFFILIATION		DATE	TIME	ACCEPTED BY / AFFILIATION		DATE	TIME	SAMPLE CONDITIONS														
BAL-23Q3 Rev 0					J. Colp		8-3	1750	Sma Oilous		8/3/23	1750	5.7	Y	N												

SAMPLER NAME AND SIGNATURE			
PRINT Name of SAMPLER: Justin Colp		DATE Signed (MM/DD/YY): 8-3-23	
SIGNATURE of SAMPLER: <i>[Signature]</i>			
Temp in °C	Received on Ice (Y/N)	Custody Sealed Cooler (Y/N)	Samples Intact (Y/N)

MW-104SR & MW-382 added HNO₃ (90404) pH strip 90719
 MW-382 & MW-304 Dup added H₂SO₄ (90128) 90719
 ON 8/14/23

476.1

23071239
BAL-257-601

CHAIN-OF-CUSTODY / Analytical Request Document

The Chain-of-Custody is a LEGAL DOCUMENT. All relevant fields must be completed accurately.

Section A Required Client Information:		Section B Required Project Information:		Section C Invoice Information:		REGULATORY AGENCY		
Company: Vistra Corp		Report To: Brian Voelker		Attention: Jason Stuckey		NPDES GROUND WATER DRINKING WATER		
Address: 13498 E. 900th St		Copy To: Jason Stuckey		Company Name: Vistra Corp		UST RCRA OTHER		
Email To: Brian.Voelker@VistraCorp.com		Purchase Order No.:		Address: see Section A		Site Location		
Phone: (217) 753-8911 Fax:		Project Name:		Quote Reference:		STATE: IL		
Requested Due Date/TAT: 10 day		Project Number: 2285		Project Manager:				
				Profile #:				

ITEM #	Section D Required Client Information		Valid Matrix Codes MATRIX CODE		MATRIX CODE (see valid codes to left)	SAMPLE TYPE (G=GRAB C=COMP)	COLLECTED		SAMPLE TEMP AT COLLECTION	# OF CONTAINERS	Preservatives								Requested Analysis Filtered (Y/N)										Residual Chlorine (Y/N)	Project No./ Lab I.D.									
	SAMPLE ID (A-Z, 0-9 / . -) Sample IDs MUST BE UNIQUE		DRINKING WATER WATER	WASTE WATER PRODUCT			SL SOIL/SOLID	CL OIL			WP WPE	AR AIR	OT OTHER	TS TISSUE	Unpreserved	H ₂ SO ₄	HNO ₃	HCl	NaOH	Na ₂ S ₂ O ₃	Methanol	Other	Analysis Test ↓	Requested Analysis Filtered (Y/N)															
																								DATE	TIME	BAL-257-601	BAL-257-605	BAL-845-601			BAL-845-605	BAL-CLOSURE-605	BAL-SUP-000	BAL-WPCP-605	0	0	0	0	0
1	MW-355																			✓	✓																		23071239-017
2	MW-356						8-3-23	1322												✓	✓																	018	
3	MW-358																																					019	
4	MW-366																																					020	
5	MW-369						8-3-23	1433																														021	
6	MW-370						8-3-23	1500																														022	
7	MW-375																																					023	
8	MW-377																																					024	
9	MW-382						8-3-23	1555																														025	
10	MW-383						8-3-23	1413																														026	
11	MW-384						8-3-23	1438																														027	
12	MW-390																																					028	
13	MW-391																																					029	
14	MW-392						8-3-23	1221																														030	
15	MW-393						8-3-23	1143																														031	
16	MW-394						8-3-23	1108																														032	

ADDITIONAL COMMENTS	RELINQUISHED BY / AFFILIATION	DATE	TIME	ACCEPTED BY / AFFILIATION	DATE	TIME	SAMPLE CONDITIONS
BAL-23Q3 Rev 0	J. Colp	8-3	1750	Jason Stuckey	8/3/23	1750	5.7 Y N

SAMPLER NAME AND SIGNATURE		Temp in °C	Received on Ice (Y/N)	Custody Sealed Cooler (Y/N)	Samples Intact (Y/N)
PRINT Name of SAMPLER:	J. Colp				
SIGNATURE of SAMPLER:	Jason Stuckey				
DATE Signed (MM/DD/YY):		8-3-23			

CHAIN-OF-CUSTODY / Analytical Request Document

The Chain-of-Custody is a LEGAL DOCUMENT. All relevant fields must be completed accurately.

Section A Required Client Information:		Section B Required Project Information:		Section C Invoice Information:		Page: 3 of 3	
Company: Vistra Corp		Report To: Brian Voelker		Attention: Jason Stuckey		REGULATORY AGENCY	
Address: 13498 E. 900th St		Copy To: Jason Stuckey		Company Name: Vistra Corp			
Email To: Brian.Voelker@VistraCorp.com		Purchase Order No.:		Address: see Section A			
Phone: (217) 753-8911 Fax:		Project Name:		Quote Reference:		NPDES GROUND WATER DRINKING WATER UST RCRA OTHER	
Requested Due Date/TAT: 10 day		Project Number: 2285		Project Manager:		Site Location: IL STATE:	
				Profile #:			

ITEM #	Section D Required Client Information	Valid Matrix Codes MATRIX CODE	COLLECTED DATE TIME	SAMPLE TEMP AT COLLECTION	# OF CONTAINERS	Preservatives Unpreserved H ₂ SO ₄ HNO ₃ HCl NaOH Na ₂ S ₂ O ₅ Methanol Other	Analysis Test ↓ Y/N ↓	Requested Analysis Filtered (Y/N)							Residual Chloride (Y/N)	Project No./ Lab I.D.		
								Requested Analysis Filtered (Y/N)									Residual Chloride (Y/N)	Project No./ Lab I.D.
								BAL-257-601	BAL-257-605	BAL-845-601	BAL-845-605	BAL-CLOSURE-605	BAL-SUP-000	BAL-WPCP-605				
1	OW-156		DRY												23071339-033			
2	OW-157		DRY												034			
3	OW-256		8-3-23	1407											035			
4	OW-257														036			
5	PZ-170														037			
6	PZ-182														038			
7	TPZ-164														039			
8	XPW01		8-3-23	1239											040			
9	XPW05		8-3-23	1314											041			
10	XPW06		8-3-23	1339											042			
11	Field Blank														043			
12	MW-304 Duplicate		8-3-23	1510											044			
13																		
14																		
15																		
16																		

ADDITIONAL COMMENTS	RELINQUISHED BY / AFFILIATION	DATE	TIME	ACCEPTED BY / AFFILIATION	DATE	TIME	SAMPLE CONDITIONS				
BAL-23Q3 Rev 0	J. Colp	8-3	1750	Justin Colp	8/3/23	1750	5.7	Y	N		

SAMPLER NAME AND SIGNATURE		Temp in °C	Received on Ice (Y/N)	Custody Sealed Cooler (Y/N)	Samples Intact (Y/N)
PRINT Name of SAMPLER:	Justin Colp				
SIGNATURE of SAMPLER:	<i>[Signature]</i>				
	DATE Signed (MM/DD/YY):	8-3-23			

BAL-257-309
BAL-71309

CHAIN-OF-CUSTODY / Analytical Request Document

The Chain-of-Custody is a LEGAL DOCUMENT. All relevant fields must be completed accurately.

Section A Required Client Information:		Section B Required Project Information:		Section C Invoice Information:		REGULATORY AGENCY		
Company: Vistra Corp		Report To: Brian Voelker		Attention: Jason Stuckey		NPDES GROUND WATER DRINKING WATER		
Address: 13498 E. 900th St		Copy To: Jason Stuckey		Company Name: Vistra Corp		UST RCRA OTHER		
Email To: Brian.Voelker@VistraCorp.com		Purchase Order No.:		Address: see Section A		Site Location		
Phone: (217) 753-8911 Fax:		Project Name:		Quote Reference:		STATE: IL		
Requested Due Date/TAT: 10 day		Project Number: 2285		Project Manager:		Residual Chlorine (Y/N)		
				Profile #:		Project No./ Lab I.D.		

ITEM #	Section D Required Client Information	Valid Matrix Codes MATRIX CODE	MATRIX CODE (see valid codes to left)	SAMPLE TYPE (G=GRAB C=COMP)	COLLECTED		SAMPLE TEMP AT COLLECTION	# OF CONTAINERS	Preservatives									Analysis Test ↓	Requested Analysis Filtered (Y/N)	Residual Chlorine (Y/N)	Project No./ Lab I.D.						
					DATE	TIME			Unpreserved	H ₂ SO ₄	HNO ₃	HCl	NaOH	Na ₂ S ₂ O ₃	Methanol	Other	BAL-257-601					BAL-257-605	BAL-845-601	BAL-845-605	BAL-CLOSURE-605	BAL-SUP-000	BAL-WPCP-605
1	MW-104DR																		23071339-001								
2	MW-104SR																		002								
3	MW-150																		003								
4	MW-151																		004								
5	MW-152				8-4-23	1339													005								
6	MW-153				8-4-23	1148													006								
7	MW-154																		007								
8	MW-155																		008								
9	MW-192				8-4-23	1010													009								
10	MW-193				8-4-23	0908													010								
11	MW-252				8-4-23	1416													011								
12	MW-253				8-4-23	1207													012								
13	MW-304																		013								
14	MW-306				8-4-23	1110													014								
15	MW-350																		015								
16	MW-352				8-7-23	1257													016								

ADDITIONAL COMMENTS	RELINQUISHED BY / AFFILIATION	DATE	TIME	ACCEPTED BY / AFFILIATION	DATE	TIME	SAMPLE CONDITIONS	
BAL-23Q3 Rev 0	J.G.P	8-4	1543	Jason Stuckey	8/4/23	1542	5	Y N

SAMPLER NAME AND SIGNATURE		Temp in °C	Received on Ice (Y/N)	Custody Sealed Cooler (Y/N)	Samples Intact (Y/N)
PRINT Name of SAMPLER:	<i>Justin Cap</i>				
SIGNATURE of SAMPLER:	<i>[Signature]</i>	DATE Signed (MM/DD/YY):	8-4-23		

LOT 615 102
Photo 719. Added H2SO4 (00218) to 2/2
from MW-152 and MW-253. Added HNO3
solution to dissolved from P2-182, 8-4-23

CHAIN-OF-CUSTODY / Analytical Request Document

The Chain-of-Custody is a LEGAL DOCUMENT. All relevant fields must be completed accurately.

Section A Required Client Information: Company: <u>Vistra Corp</u> Address: <u>13498 E. 900th St</u> Email To: <u>Brian.Voelker@VistraCorp.com</u> Phone: <u>(217) 753-8911</u> Fax: _____ Requested Due Date/TAT: <u>10 day</u>	Section B Required Project Information: Report To: <u>Brian Voelker</u> Copy To: <u>Jason Stuckey</u> Purchase Order No.: _____ Project Name: _____ Project Number: <u>2285</u>	Section C Invoice Information: Attention: <u>Jason Stuckey</u> Company Name: <u>Vistra Corp</u> Address: <u>see Section A</u> Quote Reference: _____ Project Manager: _____ Profile #: _____	REGULATORY AGENCY NPDES GROUND WATER DRINKING WATER UST RCRA OTHER Site Location: <u>IL</u> STATE: _____
Page: <u>2</u> of <u>3</u>			

ITEM #	Section D Required Client Information SAMPLE ID (A-Z, 0-9 / -) Sample IDs MUST BE UNIQUE	Valid Matrix Codes MATRIX CODE DRINKING WATER DW WATER WT WASTE WATER WW PRODUCT P SOIL/SOLID SL OIL OL WIPE WP AIR AR OTHER OT TISSUE TS	MATRIX CODE (see valid codes to left)	SAMPLE TYPE (G=GRAB C=COMP)	COLLECTED		SAMPLE TEMP AT COLLECTION	# OF CONTAINERS	Preservatives								Analysis Test	Requested Analysis Filtered (Y/N)										Residual Chlorine (Y/N)	Project No./ Lab I.D.			
									DATE	TIME	Unpreserved	H ₂ SO ₄	HNO ₃	HCl	NaOH	Na ₂ S ₂ O ₃		Methanol	Other	BAL-257-601	BAL-257-605	BAL-845-601	BAL-845-605	BAL-CLOSURE-605	BAL-SUP-000	BAL-WPCP-605	0			0	0	0
1	MW-355																															23071839-017
2	MW-356																															018
3	MW-358																															019
4	MW-366				9-4-23	0954																										020
5	MW-369																															021
6	MW-370																															022
7	MW-375																															023
8	MW-377																															024
9	MW-382																															025
10	MW-383																															026
11	MW-384																															027
12	MW-390				8-7-23	0917																										028
13	MW-391				8-7-23	1020																										029
14	MW-392																															030
15	MW-393																															031
16	MW-394																															032

ADDITIONAL COMMENTS	RELINQUISHED BY / AFFILIATION	DATE	TIME	ACCEPTED BY / AFFILIATION	DATE	TIME	SAMPLE CONDITIONS
BAL-23Q3 Rev 0	<u>J. Galp</u>	<u>8-7</u>	<u>1543</u>	<u>Justin Galp</u>	<u>8/4/23</u>	<u>1543</u>	Y N

SAMPLER NAME AND SIGNATURE		Temp in °C	Received on Ice (Y/N)	Custody Sealed Cooler (Y/N)	Samples Intact (Y/N)
PRINT Name of SAMPLER: <u>Justin Galp</u>	DATE Signed (MM/DD/YY): <u>8-7-23</u>				
SIGNATURE of SAMPLER: <u>[Signature]</u>					

CHAIN-OF-CUSTODY / Analytical Request Document

The Chain-of-Custody is a LEGAL DOCUMENT. All relevant fields must be completed accurately.

Section A Required Client Information:		Section B Required Project Information:		Section C Invoice Information:		REGULATORY AGENCY			
Company: Vistra Corp		Report To: Brian Voelker		Attention: Jason Stuckey				NPDES GROUND WATER DRINKING WATER UST RCRA OTHER	
Address: 13498 E. 900th St		Copy To: Jason Stuckey		Company Name: Vistra Corp					
Email To: Brian.Voelker@VistraCorp.com		Purchase Order No.:		Address: see Section A				Site Location: IL STATE:	
Phone: (217) 753-8911 Fax:		Project Name:		Quote Reference:					
Requested Due Date/TAT: 10 day		Project Number: 2285		Project Manager:					
				Profile #:					

ITEM #	Section D Required Client Information	Valid Matrix Codes MATRIX CODE	MATRIX CODE (see valid codes to left)	SAMPLE TYPE (G-GRAB C-COMP)	COLLECTED		SAMPLE TEMP AT COLLECTION	# OF CONTAINERS	Preservatives										Analysis Test ↓ Y/N	Requested Analysis Filtered (Y/N)	Residual Chlorine (Y/N)	Project No./ Lab I.D.
					DATE	TIME			Unpreserved	H ₂ SO ₄	HNO ₃	HCl	NaOH	Na ₂ S ₂ O ₃	Methanol	Other	BAL-257-601	BAL-257-605				
1	OW-156																					23071339-033
2	OW-157																					034
3	OW-256																					035
4	OW-257				8-4-23																	036
5	PZ-170 <i>DRY WPC Results</i>				8-4-23																	037
6	PZ-182				8-4-23																	038
7	TPZ-164																					039
8	XPW01																					040
9	XPW05																					041
10	XPW06																					042
11	Field Blank																					043
12	MW-304 Duplicate																					044
13																						
14																						
15																						
16																						

ADDITIONAL COMMENTS		RELINQUISHED BY / AFFILIATION		DATE		TIME		ACCEPTED BY / AFFILIATION		DATE		TIME		SAMPLE CONDITIONS	
BAL-23Q3 Rev 0		J. Cop		8-4		1543		Imber Dilaw		8/4/23		1543		Y N	

SAMPLER NAME AND SIGNATURE			Temp in °C	Received on Ice (Y/N)	Custody Sealed Cooler (Y/N)	Samples Intact (Y/N)
PRINT Name of SAMPLER: Justin Cop						
SIGNATURE of SAMPLER: <i>Justin Cop</i>		DATE Signed (MM/DD/YY): 8-4-23				

BAL-237-609
25071539

CHAIN-OF-CUSTODY / Analytical Request Document

The Chain-of-Custody is a LEGAL DOCUMENT. All relevant fields must be completed accurately.

Section A Required Client Information:		Section B Required Project Information:		Section C Invoice Information:		<table border="1"> <tr> <th colspan="3">REGULATORY AGENCY</th> </tr> <tr> <td>NPDES</td> <td>GROUND WATER</td> <td>DRINKING WATER</td> </tr> <tr> <td>UST</td> <td>RCRA</td> <td>OTHER</td> </tr> <tr> <td colspan="2">Site Location</td> <td>IL</td> </tr> <tr> <td colspan="2">STATE:</td> <td></td> </tr> </table>			REGULATORY AGENCY			NPDES	GROUND WATER	DRINKING WATER	UST	RCRA	OTHER	Site Location		IL	STATE:		
REGULATORY AGENCY																							
NPDES	GROUND WATER	DRINKING WATER																					
UST	RCRA	OTHER																					
Site Location		IL																					
STATE:																							
Company: Vistra Corp	Report To: Brian Voelker	Attention: Jason Stuckey	Company Name: Vistra Corp																				
Address: 13498 E. 900th St	Copy To: Jason Stuckey	Address: see Section A																					
Email To: Brian.Voelker@VistraCorp.com	Purchase Order No.:	Quote Reference:																					
Phone: (217) 753-8911 Fax:	Project Name:	Project Manager:																					
Requested Due Date/TAT: 10 day	Project Number: 2285	Profile #:																					

ITEM #	Section D Required Client Information	Valid Matrix Codes MATRIX CODE	COLLECTED DATE TIME	SAMPLE TEMP AT COLLECTION	# OF CONTAINERS	Preservatives										Analysis Test Y/N	Requested Analysis Filtered (Y/N)							Residual Chlorine (Y/N)	Project No./ Lab I.D.
						Unpreserved	H ₂ SO ₄	HNO ₃	HCl	NaOH	Na ₂ S ₂ O ₃	Methanol	Other	BAL-257-601	BAL-257-605		BAL-845-601	BAL-845-605	BAL-CLOSURE-605	BAL-SUP-000	BAL-WPCP-605				
1	MW-104DR																						23071339-001		
2	MW-104SR																						002		
3	MW-150		8-7-23	1125																			003		
4	MW-151		8-7-23	1057																			004		
5	MW-152																						005		
6	MW-153																						006		
7	MW-154																						007		
8	MW-155		8-7-23	1144																			008		
9	MW-192																						009		
10	MW-193																						010		
11	MW-252																						011		
12	MW-253																						012		
13	MW-304																						013		
14	MW-306																						014		
15	MW-350		8-7-23	1148																			015		
16	MW-352																						016		

ADDITIONAL COMMENTS	RELINQUISHED BY / AFFILIATION	DATE	TIME	ACCEPTED BY / AFFILIATION	DATE	TIME	SAMPLE CONDITIONS
BAL-23Q3 Rev 0	J. Colp	8-7	1605	Justin Colp	8-7-23	1605	Y N Y

SAMPLER NAME AND SIGNATURE		Temp in °C	Repacked on (IC/IN)	Custody Sealed Cooler (Y/N)	Samples Intact (Y/N)
PRINT Name of SAMPLER:	SIGNATURE of SAMPLER:				
Justin Colp	[Signature]	17.4			

Morgan Petru 8/7/23 1615 PH: 9079
WM 816

13071839
BAL-257-605

CHAIN-OF-CUSTODY / Analytical Request Document

The Chain-of-Custody is a LEGAL DOCUMENT. All relevant fields must be completed accurately.

Section A Required Client Information:		Section B Required Project Information:		Section C Invoice Information:	
Company: Vistra Corp		Report To: Brian Voelker		Attention: Jason Stuckey	
Address: 13498 E. 900th St		Copy To: Jason Stuckey		Company Name: Vistra Corp	
Email To: Brian.Voelker@VistraCorp.com		Purchase Order No.:		Address: see Section A	
Phone: (217) 753-8911 Fax:		Project Name:		Quote Reference:	
Requested Due Date/TAT: 10 day		Project Number: 2285		Project Manager:	
				Profile #:	
				Site Location	
				STATE: IL	
REGULATORY AGENCY					
		NPDES		GROUND WATER	
		UST		RCRA	
				DRINKING WATER	
				OTHER	

ITEM #	Section D Required Client Information	Valid Matrix Codes MATRIX CODE	COLLECTED	PRESERVATIVES	ANALYSIS TEST	Requested Analysis Filtered (Y/N)										Residual Chlorine (Y/N)	Project No./ Lab I.D.			
						DATE	TIME	UNPRESERVED	H ₂ SO ₄	HNO ₃	HCl	NaOH	Na ₂ S ₂ O ₃	Methanol	Other			BAL-257-601	BAL-257-605	BAL-845-601
1	MW-355		8-7-23 1403																	23071839-017
2	MW-356																			018
3	MW-358		8-7-23 1231																	019
4	MW-366																			020
5	MW-369																			021
6	MW-370																			022
7	MW-375		8-7-23 0957																	023
8	MW-377		8-7-23 1019																	024
9	MW-382																			025
10	MW-383																			026
11	MW-384																			027
12	MW-390																			028
13	MW-391																			029
14	MW-392																			030
15	MW-393																			031
16	MW-394																			032
ADDITIONAL COMMENTS			RELINQUISHED BY / AFFILIATION	DATE	TIME	ACCEPTED BY / AFFILIATION		DATE	TIME	SAMPLE CONDITIONS										
BAL-23Q3 Rev 0			J. Colp	8-7	1608	[Signature]		8/7/23	1608	Y N										

SAMPLER NAME AND SIGNATURE			
PRINT Name of SAMPLER:	Justin Colp		
SIGNATURE of SAMPLER:	[Signature]	DATE Signed (MM/DD/YY):	8-7-23

Morgan Peira 8/7/23 1615

CHAIN-OF-CUSTODY / Analytical Request Document

The Chain-of-Custody is a LEGAL DOCUMENT. All relevant fields must be completed accurately.

Section A Required Client Information:		Section B Required Project Information:		Section C Invoice Information:		REGULATORY AGENCY	
Company: Vistra Corp		Report To: Brian Voelker		Attention: Jason Stuckey		NPDES GROUND WATER DRINKING WATER	
Address: 13498 E. 900th St		Copy To: Jason Stuckey		Company Name: Vistra Corp		UST RCRA OTHER	
Email To: Brian.Voelker@VistraCorp.com		Purchase Order No.:		Quote Reference:		Site Location	
Phone: (217) 753-8911 Fax:		Project Name:		Project Manager:		STATE: IL	
Requested Due Date/TAT: 10 day		Project Number: 2265		Profile #:			

ITEM #	Section D Required Client Information SAMPLE ID (A-Z, 0-9 / .-) Sample IDs MUST BE UNIQUE	Valid Matrix Codes		MATRIX CODE (see valid codes to left)	SAMPLE TYPE (G=GRAB C=COMP)	COLLECTED		SAMPLE TEMP AT COLLECTION	# OF CONTAINERS	Preservatives								Analysis Test ↓	Requested Analysis Filtered (Y/N)							Residual Chlorine (Y/N)	Project No./ Lab i.D.						
		MATRIX	CODE			DATE	TIME			Unpreserved	H ₂ SO ₄	HNO ₃	HCl	NaOH	Na ₂ S ₂ O ₃	Methanol	Other		BAL-257-601	BAL-257-605	BAL-845-601	BAL-845-605	BAL-CLOSURE-605	BAL-SUP-000	BAL-WPCP-605								
1	OW:156																														23071334-033		
2	OW:157																														034		
3	OW:256																														035		
4	OW:257																														036		
5	PZ-170																														037		
6	PZ-182																														038		
7	TPZ-164					8-7-23	1303																								039		
8	XPW01																														040		
9	XPW05																														041		
10	XPW06																														042		
11	Field Blank					8-7-23	1330																								043		
12	MW-304 Duplicate					8-7-23	1330																								044		
13																																	
14																																	
15																																	
16																																	

ADDITIONAL COMMENTS	RELINQUISHED BY / AFFILIATION	DATE	TIME	ACCEPTED BY / AFFILIATION	DATE	TIME	SAMPLE CONDITIONS
BAL-23Q3 Rev 0	J. Cole	8-7	1608	Smoe Dilallo	8/7/23	1608	Y N

SAMPLER NAME AND SIGNATURE		Temp in °C	Received on Ice (Y/N)	Custody Sealed Cooler (Y/N)	Samples Intact (Y/N)	
PRINT Name of SAMPLER:	Justin Cole					
SIGNATURE of SAMPLER:	<i>[Signature]</i>	DATE Signed (MM/DD/YY):	8-7-23			
		Morgan Peira 8/7/23 1615				

CHAIN-OF-CUSTODY / Analytical Request Document

The Chain-of-Custody is a LEGAL DOCUMENT. All relevant fields must be completed accurately.

Page: 1 of 1

Section A Required Client Information: Company: <u>Vistra Corp</u> Address: <u>13498 E. 900th St</u> Email To: <u>Brian.Voelker@VistraCorp.com</u> Phone: (217) 753-8911 Fax: _____ Requested Due Date/TAT: <u>10 day</u>	Section B Required Project Information: Report To: <u>Brian Voelker</u> Copy To: <u>Jason Stuckey</u> Purchase Order No.: _____ Project Name: _____ Project Number: <u>2285</u>	Section C Invoice Information: Attention: <u>Jason Stuckey</u> Company Name: <u>Vistra Corp</u> Address: <u>see Section A</u> Quote Reference: _____ Project Manager: _____ Profile #: _____
--	--	--

REGULATORY AGENCY		
NPDES	GROUND WATER	DRINKING WATER
UST	RCRA	OTHER
Site Location	IL	
STATE:		

ITEM #	Section D Required Client Information SAMPLE ID (A-Z, 0-9 / -.) Sample IDs MUST BE UNIQUE	Valid Matrix Codes MATRIX CODE DRINKING WATER DW WATER WT WASTE WATER WW PRODUCT P SOIL/SOLID SL OIL OL WPE WP AIR AR OTHER OT TISSUE TS	MATRIX CODE (see valid codes to left)	SAMPLE TYPE (G=GRAB C=COMP)	COLLECTED		# OF CONTAINERS	Preservatives								Requested Analysis Filtered (Y/N)											Residual Chlorine (Y/N)	Project No./ Lab I.D.					
					DATE	TIME		SAMPLE TEMP AT COLLECTION	Unpreserved	H ₂ SO ₄	HNO ₃	HCl	NaOH	Na ₂ S ₂ O ₅	Methanol	Other	Analysis Test ↓	Y	N	↓	Y	N	↓	Y	N								
																										BAL-257-601			BAL-257-605	BAL-845-601	BAL-845-605	BAL-CLOSURE-605	BAL-SUP-000
1	PZ-182				8/15/23	12:37	6	2	2	2							X															23071339-045	
2	Ow-156					11:31	0																									033	
3	Ow-157					13:04	0																									034	
4																																	
5																																	
6																																	
7																																	
8																																	
9																																	
10																																	
11																																	
12																																	
13																																	
14																																	
15																																	
16																																	

ADDITIONAL COMMENTS	RELINQUISHED BY / AFFILIATION	DATE	TIME	ACCEPTED BY / AFFILIATION	DATE	TIME	SAMPLE CONDITIONS	
BAL-23Q3 Rev 0	<u>Jason Stuckey</u>	8/15/23	1454	<u>Tracy Daniel</u>	8/15/23	1454	40	Y N
Resampling, only.							90	Y N

SAMPLER NAME AND SIGNATURE		Temp in °C	Received on Ice (Y/N)	Custody Sealed Cooler (Y/N)	Samples Intact (Y/N)
PRINT Name of SAMPLER:	<u>Tracy Daniel</u>				
SIGNATURE of SAMPLER:	<u>Jason Stuckey</u>	DATE Signed (MM/DD/YY):	8/15/23		

October 03, 2023

Eric Bauer
Ramboll
234 W. Florida Street
Fifth Floor
Milwaukee, WI 53204
TEL: (414) 837-3607
FAX: (414) 837-3608



Illinois	100226
Kansas	E-10374
Louisiana	05002
Louisiana	05003
Oklahoma	9978

RE: BAL-23Q3

WorkOrder: 23071340

Dear Eric Bauer:

TEKLAB, INC received 38 samples on 8/15/2023 14:54:00 for the analysis presented in the following report.

Samples are analyzed on an as received basis unless otherwise requested and documented. The sample results contained in this report relate only to the requested analytes of interest as directed on the chain of custody. NELAP accredited fields of testing are indicated by the letters NELAP under the Certification column. Unless otherwise documented within this report, Teklab Inc. analyzes samples utilizing the most current methods in compliance with 40CFR. All tests are performed in the Collinsville, IL laboratory unless otherwise noted in the Case Narrative.

All quality control criteria applicable to the test methods employed for this project have been satisfactorily met and are in accordance with NELAP except where noted. The following report shall not be reproduced, except in full, without the written approval of Teklab, Inc.

If you have any questions regarding these tests results, please feel free to call.

Sincerely,



Aaron Renner
Project Manager
(630)324-6855
arenner@teklabinc.com



Report Contents

<http://www.teklabinc.com/>

Client: Ramboll

Work Order: 23071340

Client Project: BAL-23Q3

Report Date: 03-Oct-23

This reporting package includes the following:

Cover Letter	1
Report Contents	2
Definitions	3
Case Narrative	5
Accreditations	6
Laboratory Results	7
Sample Summary	43
Dates Report	45
Receiving Check List	48
Chain of Custody	Appended

Client: Ramboll

Work Order: 23071340

Client Project: BAL-23Q3

Report Date: 03-Oct-23

Abbr Definition

* Analytes on report marked with an asterisk are not NELAP accredited

CCV Continuing calibration verification is a check of a standard to determine the state of calibration of an instrument between recalibration.

CRQL A Client Requested Quantitation Limit is a reporting limit that varies according to customer request. The CRQL may not be less than the MDL.

DF Dilution factor is the dilution performed during analysis only and does not take into account any dilutions made during sample preparation. The reported result is final and includes all dilution factors.

DNI Did not ignite

DUP Laboratory duplicate is a replicate aliquot prepared under the same laboratory conditions and independently analyzed to obtain a measure of precision.

ICV Initial calibration verification is a check of a standard to determine the state of calibration of an instrument before sample analysis is initiated.

IDPH IL Dept. of Public Health

LCS Laboratory control sample is a sample matrix, free from the analytes of interest, spiked with verified known amounts of analytes and analyzed exactly like a sample to establish intra-laboratory or analyst specific precision and bias or to assess the performance of all or a portion of the measurement system.

LCSD Laboratory control sample duplicate is a replicate laboratory control sample that is prepared and analyzed in order to determine the precision of the approved test method. The acceptable recovery range is listed in the QC Package (provided upon request).

MBLK Method blank is a sample of a matrix similar to the batch of associated sample (when available) that is free from the analytes of interest and is processed simultaneously with and under the same conditions as samples through all steps of the analytical procedures, and in which no target analytes or interferences should present at concentrations that impact the analytical results for sample analyses.

MDL "The method detection limit is defined as the minimum measured concentration of a substance that can be reported with 99% confidence that the measured concentration is distinguishable from method blank results."

MS Matrix spike is an aliquot of matrix fortified (spiked) with known quantities of specific analytes that is subjected to the entire analytical procedures in order to determine the effect of the matrix on an approved test method's recovery system. The acceptable recovery range is listed in the QC Package (provided upon request).

MSD Matrix spike duplicate means a replicate matrix spike that is prepared and analyzed in order to determine the precision of the approved test method. The acceptable recovery range is listed in the QC Package (provided upon request).

MW Molecular weight

NC Data is not acceptable for compliance purposes

ND Not Detected at the Reporting Limit

NELAP NELAP Accredited

PQL Practical quantitation limit means the lowest level that can be reliably achieved within specified limits of precision and accuracy during routine laboratory operation conditions.

RL The reporting limit the lowest level that the data is displayed in the final report. The reporting limit may vary according to customer request or sample dilution. The reporting limit may not be less than the MDL.

RPD Relative percent difference is a calculated difference between two recoveries (ie. MS/MSD). The acceptable recovery limit is listed in the QC Package (provided upon request).

SPK The spike is a known mass of target analyte added to a blank sample or sub-sample; used to determine recovery deficiency or for other quality control purposes.

Surr Surrogates are compounds which are similar to the analytes of interest in chemical composition and behavior in the analytical process, but which are not normally found in environmental samples.

TIC Tentatively identified compound: Analytes tentatively identified in the sample by using a library search. Only results not in the calibration standard will be reported as tentatively identified compounds. Results for tentatively identified compounds that are not present in the calibration standard, but are assigned a specific chemical name based upon the library search, are calculated using total peak areas from reconstructed ion chromatograms and a response factor of one. The nearest Internal Standard is used for the calculation. The results of any TICs must be considered estimated, and are flagged with a "T". If the estimated result is above the calibration range it is flagged "ET"

TNTC Too numerous to count (> 200 CFU)



Definitions

<http://www.teklabinc.com/>

Client: Ramboll

Work Order: 23071340

Client Project: BAL-23Q3

Report Date: 03-Oct-23

Qualifiers

- # - Unknown hydrocarbon
- C - RL shown is a Client Requested Quantitation Limit
- H - Holding times exceeded
- J - Analyte detected below quantitation limits
- ND - Not Detected at the Reporting Limit
- S - Spike Recovery outside recovery limits
- X - Value exceeds Maximum Contaminant Level
- B - Analyte detected in associated Method Blank
- E - Value above quantitation range
- I - Associated internal standard was outside method criteria
- M - Manual Integration used to determine area response
- R - RPD outside accepted recovery limits
- T - TIC(Tentatively identified compound)



Case Narrative

<http://www.teklabinc.com/>

Client: Ramboll
Client Project: BAL-23Q3

Work Order: 23071340
Report Date: 03-Oct-23

Cooler Receipt Temp: 5.7 °C

An employee of Teklab, Inc. collected the sample(s).

OW-257 could not be collected; the well was dry.

PZ-182 was recollected on 8/15/23 due to a field meter error. The resample will be reported. EAH 8/16/23

Ra226/228 were performed by Eurofins St. Louis. See attached report for results and QC.

This report was revised on October 3, 2023 per Eric Bauer's request. The reason for the revision is to adjust collection times for MW-193, MW-375, MW-377, and MW-394. Please replace report dated September 19, 2023 with this report. AR 10/3/23

Locations

Collinsville

Address 5445 Horseshoe Lake Road
Collinsville, IL 62234-7425
Phone (618) 344-1004
Fax (618) 344-1005
Email jhriley@teklabinc.com

Collinsville Air

Address 5445 Horseshoe Lake Road
Collinsville, IL 62234-7425
Phone (618) 344-1004
Fax (618) 344-1005
Email EHurley@teklabinc.com

Springfield

Address 3920 Pintail Dr
Springfield, IL 62711-9415
Phone (217) 698-1004
Fax (217) 698-1005
Email KKlostermann@teklabinc.com

Chicago

Address 1319 Butterfield Rd.
Downers Grove, IL 60515
Phone (630) 324-6855
Fax
Email arenner@teklabinc.com

Kansas City

Address 8421 Nieman Road
Lenexa, KS 66214
Phone (913) 541-1998
Fax (913) 541-1998
Email jhriley@teklabinc.com



Accreditations

<http://www.teklabinc.com/>

Client: Ramboll

Work Order: 23071340

Client Project: BAL-23Q3

Report Date: 03-Oct-23

State	Dept	Cert #	NELAP	Exp Date	Lab
Illinois	IEPA	100226	NELAP	1/31/2024	Collinsville
Kansas	KDHE	E-10374	NELAP	4/30/2024	Collinsville
Louisiana	LDEQ	05002	NELAP	6/30/2024	Collinsville
Louisiana	LDEQ	05003	NELAP	6/30/2024	Collinsville
Oklahoma	ODEQ	9978	NELAP	8/31/2024	Collinsville
Arkansas	ADEQ	88-0966		3/14/2024	Collinsville
Illinois	IDPH	17584		5/31/2025	Collinsville
Iowa	IDNR	430		6/1/2024	Collinsville
Kentucky	UST	0073		1/31/2024	Collinsville
Missouri	MDNR	00930		5/31/2023	Collinsville
Missouri	MDNR	930		1/31/2025	Collinsville



Client: Ramboll
Client Project: BAL-23Q3
Lab ID: 23071340-001
Matrix: GROUNDWATER

Work Order: 23071340
Report Date: 03-Oct-23
Client Sample ID: MW-150
Collection Date: 08/07/2023 11:25

Analyses	Certification	RL	Qual	Result	Units	DF	Date Analyzed	Batch
SEE ATTACHED FOR SUBCONTRACTING ANALYSIS								
Subcontracted Analysis	*	0		See Attached		1	08/23/2023 14:37	R336427



Client: Ramboll
Client Project: BAL-23Q3
Lab ID: 23071340-002
Matrix: GROUNDWATER

Work Order: 23071340
Report Date: 03-Oct-23
Client Sample ID: MW-151
Collection Date: 08/07/2023 10:57

Analyses	Certification	RL	Qual	Result	Units	DF	Date Analyzed	Batch
SEE ATTACHED FOR SUBCONTRACTING ANALYSIS								
Subcontracted Analysis	*	0		See Attached		1	08/23/2023 14:38	R336427



Client: Ramboll
Client Project: BAL-23Q3
Lab ID: 23071340-003
Matrix: GROUNDWATER

Work Order: 23071340
Report Date: 03-Oct-23
Client Sample ID: MW-152
Collection Date: 08/04/2023 13:39

Analyses	Certification	RL	Qual	Result	Units	DF	Date Analyzed	Batch
SEE ATTACHED FOR SUBCONTRACTING ANALYSIS								
Subcontracted Analysis	*	0		See Attached		1	08/23/2023 14:39	R336427



Client: Ramboll
Client Project: BAL-23Q3
Lab ID: 23071340-004
Matrix: GROUNDWATER

Work Order: 23071340
Report Date: 03-Oct-23
Client Sample ID: MW-153
Collection Date: 08/04/2023 11:48

Analyses	Certification	RL	Qual	Result	Units	DF	Date Analyzed	Batch
SEE ATTACHED FOR SUBCONTRACTING ANALYSIS								
Subcontracted Analysis	*	0		See Attached		1	08/23/2023 14:39	R336427



Client: Ramboll
Client Project: BAL-23Q3
Lab ID: 23071340-005
Matrix: GROUNDWATER

Work Order: 23071340
Report Date: 03-Oct-23
Client Sample ID: MW-192
Collection Date: 08/04/2023 10:10

Analyses	Certification	RL	Qual	Result	Units	DF	Date Analyzed	Batch
SEE ATTACHED FOR SUBCONTRACTING ANALYSIS								
Subcontracted Analysis	*	0		See Attached		1	08/23/2023 14:39	R336427



Client: Ramboll
Client Project: BAL-23Q3

Work Order: 23071340
Report Date: 03-Oct-23

Lab ID: 23071340-006

Client Sample ID: MW-193

Matrix: GROUNDWATER

Collection Date: 08/04/2023 09:21

Analyses	Certification	RL	Qual	Result	Units	DF	Date Analyzed	Batch
SEE ATTACHED FOR SUBCONTRACTING ANALYSIS								
Subcontracted Analysis	*	0		See Attached		1	08/23/2023 14:39	R336427



Client: Ramboll
Client Project: BAL-23Q3
Lab ID: 23071340-007
Matrix: GROUNDWATER

Work Order: 23071340
Report Date: 03-Oct-23
Client Sample ID: MW-252
Collection Date: 08/04/2023 14:12

Analyses	Certification	RL	Qual	Result	Units	DF	Date Analyzed	Batch
SEE ATTACHED FOR SUBCONTRACTING ANALYSIS								
Subcontracted Analysis	*	0		See Attached		1	08/23/2023 14:39	R336427



Client: Ramboll
Client Project: BAL-23Q3

Work Order: 23071340
Report Date: 03-Oct-23

Lab ID: 23071340-008

Client Sample ID: MW-253

Matrix: GROUNDWATER

Collection Date: 08/04/2023 12:07

Analyses	Certification	RL	Qual	Result	Units	DF	Date Analyzed	Batch
SEE ATTACHED FOR SUBCONTRACTING ANALYSIS								
Subcontracted Analysis	*	0		See Attached		1	08/23/2023 14:39	R336427



Client: Ramboll
Client Project: BAL-23Q3

Work Order: 23071340
Report Date: 03-Oct-23

Lab ID: 23071340-009

Client Sample ID: MW-304

Matrix: GROUNDWATER

Collection Date: 08/03/2023 15:10

Analyses	Certification	RL	Qual	Result	Units	DF	Date Analyzed	Batch
SEE ATTACHED FOR SUBCONTRACTING ANALYSIS								
Subcontracted Analysis	*	0		See Attached		1	08/23/2023 14:39	R336427



Client: Ramboll
Client Project: BAL-23Q3
Lab ID: 23071340-010
Matrix: GROUNDWATER

Work Order: 23071340
Report Date: 03-Oct-23
Client Sample ID: MW-306
Collection Date: 08/04/2023 11:10

Analyses	Certification	RL	Qual	Result	Units	DF	Date Analyzed	Batch
SEE ATTACHED FOR SUBCONTRACTING ANALYSIS								
Subcontracted Analysis	*	0		See Attached		1	08/23/2023 14:42	R336427



Client: Ramboll
Client Project: BAL-23Q3
Lab ID: 23071340-011
Matrix: GROUNDWATER

Work Order: 23071340
Report Date: 03-Oct-23
Client Sample ID: MW-350
Collection Date: 08/07/2023 11:48

Analyses	Certification	RL	Qual	Result	Units	DF	Date Analyzed	Batch
SEE ATTACHED FOR SUBCONTRACTING ANALYSIS								
Subcontracted Analysis	*	0		See Attached		1	08/23/2023 14:42	R336427



Client: Ramboll
Client Project: BAL-23Q3
Lab ID: 23071340-012
Matrix: GROUNDWATER

Work Order: 23071340
Report Date: 03-Oct-23
Client Sample ID: MW-352
Collection Date: 08/04/2023 12:57

Analyses	Certification	RL	Qual	Result	Units	DF	Date Analyzed	Batch
SEE ATTACHED FOR SUBCONTRACTING ANALYSIS								
Subcontracted Analysis	*	0		See Attached		1	08/23/2023 14:42	R336427



Client: Ramboll
Client Project: BAL-23Q3
Lab ID: 23071340-013
Matrix: GROUNDWATER

Work Order: 23071340
Report Date: 03-Oct-23
Client Sample ID: MW-356
Collection Date: 08/03/2023 13:22

Analyses	Certification	RL	Qual	Result	Units	DF	Date Analyzed	Batch
SEE ATTACHED FOR SUBCONTRACTING ANALYSIS								
Subcontracted Analysis	*	0		See Attached		1	08/23/2023 14:42	R336427



Client: Ramboll
Client Project: BAL-23Q3
Lab ID: 23071340-014
Matrix: GROUNDWATER

Work Order: 23071340
Report Date: 03-Oct-23
Client Sample ID: MW-358
Collection Date: 08/07/2023 12:31

Analyses	Certification	RL	Qual	Result	Units	DF	Date Analyzed	Batch
SEE ATTACHED FOR SUBCONTRACTING ANALYSIS								
Subcontracted Analysis	*	0		See Attached		1	08/23/2023 14:42	R336427



Client: Ramboll
Client Project: BAL-23Q3

Work Order: 23071340
Report Date: 03-Oct-23

Lab ID: 23071340-015

Client Sample ID: MW-366

Matrix: GROUNDWATER

Collection Date: 08/04/2023 09:54

Analyses	Certification	RL	Qual	Result	Units	DF	Date Analyzed	Batch
SEE ATTACHED FOR SUBCONTRACTING ANALYSIS								
Subcontracted Analysis	*	0		See Attached		1	08/23/2023 14:42	R336427



Client: Ramboll
Client Project: BAL-23Q3
Lab ID: 23071340-016
Matrix: GROUNDWATER

Work Order: 23071340
Report Date: 03-Oct-23
Client Sample ID: MW-369
Collection Date: 08/03/2023 14:33

Analyses	Certification	RL	Qual	Result	Units	DF	Date Analyzed	Batch
SEE ATTACHED FOR SUBCONTRACTING ANALYSIS								
Subcontracted Analysis	*	0		See Attached		1	08/23/2023 14:42	R336427



Client: Ramboll
Client Project: BAL-23Q3
Lab ID: 23071340-017
Matrix: GROUNDWATER

Work Order: 23071340
Report Date: 03-Oct-23
Client Sample ID: MW-370
Collection Date: 08/03/2023 15:00

Analyses	Certification	RL	Qual	Result	Units	DF	Date Analyzed	Batch
SEE ATTACHED FOR SUBCONTRACTING ANALYSIS								
Subcontracted Analysis	*	0		See Attached		1	08/23/2023 14:42	R336427



Client: Ramboll
Client Project: BAL-23Q3
Lab ID: 23071340-018
Matrix: GROUNDWATER

Work Order: 23071340
Report Date: 03-Oct-23
Client Sample ID: MW-375
Collection Date: 08/07/2023 10:19

Analyses	Certification	RL	Qual	Result	Units	DF	Date Analyzed	Batch
SEE ATTACHED FOR SUBCONTRACTING ANALYSIS								
Subcontracted Analysis	*	0		See Attached		1	08/23/2023 14:42	R336427



Client: Ramboll

Work Order: 23071340

Client Project: BAL-23Q3

Report Date: 03-Oct-23

Lab ID: 23071340-019

Client Sample ID: MW-377

Matrix: GROUNDWATER

Collection Date: 08/07/2023 09:57

Analyses	Certification	RL	Qual	Result	Units	DF	Date Analyzed	Batch
SEE ATTACHED FOR SUBCONTRACTING ANALYSIS								
Subcontracted Analysis	*	0		See Attached		1	08/23/2023 14:42	R336427



Client: Ramboll
Client Project: BAL-23Q3
Lab ID: 23071340-020
Matrix: GROUNDWATER

Work Order: 23071340
Report Date: 03-Oct-23
Client Sample ID: MW-382
Collection Date: 08/03/2023 15:55

Analyses	Certification	RL	Qual	Result	Units	DF	Date Analyzed	Batch
SEE ATTACHED FOR SUBCONTRACTING ANALYSIS								
Subcontracted Analysis	*	0		See Attached		1	08/23/2023 14:42	R336427



Client: Ramboll
Client Project: BAL-23Q3
Lab ID: 23071340-021
Matrix: GROUNDWATER

Work Order: 23071340
Report Date: 03-Oct-23
Client Sample ID: MW-383
Collection Date: 08/03/2023 14:13

Analyses	Certification	RL	Qual	Result	Units	DF	Date Analyzed	Batch
SEE ATTACHED FOR SUBCONTRACTING ANALYSIS								
Subcontracted Analysis	*	0		See Attached		1	08/23/2023 14:19	R336427



Client: Ramboll
Client Project: BAL-23Q3
Lab ID: 23071340-022
Matrix: GROUNDWATER

Work Order: 23071340
Report Date: 03-Oct-23
Client Sample ID: MW-384
Collection Date: 08/03/2023 14:38

Analyses	Certification	RL	Qual	Result	Units	DF	Date Analyzed	Batch
SEE ATTACHED FOR SUBCONTRACTING ANALYSIS								
Subcontracted Analysis	*	0		See Attached		1	08/23/2023 14:19	R336427



Client: Ramboll
Client Project: BAL-23Q3
Lab ID: 23071340-023
Matrix: GROUNDWATER

Work Order: 23071340
Report Date: 03-Oct-23
Client Sample ID: MW-390
Collection Date: 08/04/2023 09:17

Analyses	Certification	RL	Qual	Result	Units	DF	Date Analyzed	Batch
SEE ATTACHED FOR SUBCONTRACTING ANALYSIS								
Subcontracted Analysis	*	0		See Attached		1	08/23/2023 14:19	R336427



Client: Ramboll
Client Project: BAL-23Q3
Lab ID: 23071340-024
Matrix: GROUNDWATER

Work Order: 23071340
Report Date: 03-Oct-23
Client Sample ID: MW-391
Collection Date: 08/04/2023 10:20

Analyses	Certification	RL	Qual	Result	Units	DF	Date Analyzed	Batch
SEE ATTACHED FOR SUBCONTRACTING ANALYSIS								
Subcontracted Analysis	*	0		See Attached		1	08/23/2023 14:19	R336427



Client: Ramboll
Client Project: BAL-23Q3
Lab ID: 23071340-025
Matrix: GROUNDWATER

Work Order: 23071340
Report Date: 03-Oct-23
Client Sample ID: MW-392
Collection Date: 08/03/2023 12:21

Analyses	Certification	RL	Qual	Result	Units	DF	Date Analyzed	Batch
SEE ATTACHED FOR SUBCONTRACTING ANALYSIS								
Subcontracted Analysis	*	0		See Attached		1	08/23/2023 14:19	R336427



Client: Ramboll
Client Project: BAL-23Q3

Work Order: 23071340
Report Date: 03-Oct-23

Lab ID: 23071340-026

Client Sample ID: MW-393

Matrix: GROUNDWATER

Collection Date: 08/03/2023 11:43

Analyses	Certification	RL	Qual	Result	Units	DF	Date Analyzed	Batch
SEE ATTACHED FOR SUBCONTRACTING ANALYSIS								
Subcontracted Analysis	*	0		See Attached		1	08/23/2023 14:20	R336427



Client: Ramboll

Work Order: 23071340

Client Project: BAL-23Q3

Report Date: 03-Oct-23

Lab ID: 23071340-027

Client Sample ID: MW-394

Matrix: GROUNDWATER

Collection Date: 08/03/2023 11:07

Analyses	Certification	RL	Qual	Result	Units	DF	Date Analyzed	Batch
SEE ATTACHED FOR SUBCONTRACTING ANALYSIS								
Subcontracted Analysis	*	0		See Attached		1	08/23/2023 14:20	R336427



Client: Ramboll
Client Project: BAL-23Q3
Lab ID: 23071340-028
Matrix: GROUNDWATER

Work Order: 23071340
Report Date: 03-Oct-23
Client Sample ID: OW-256
Collection Date: 08/03/2023 14:07

Analyses	Certification	RL	Qual	Result	Units	DF	Date Analyzed	Batch
SEE ATTACHED FOR SUBCONTRACTING ANALYSIS								
Subcontracted Analysis	*	0		See Attached		1	08/23/2023 14:20	R336427



Client: Ramboll
Client Project: BAL-23Q3

Work Order: 23071340
Report Date: 03-Oct-23

Lab ID: 23071340-030

Client Sample ID: PZ-170

Matrix: GROUNDWATER

Collection Date: 08/04/2023 11:16

Analyses	Certification	RL	Qual	Result	Units	DF	Date Analyzed	Batch
SEE ATTACHED FOR SUBCONTRACTING ANALYSIS								
Subcontracted Analysis	*	0		See Attached		1	08/23/2023 14:30	R336427



Client: Ramboll
Client Project: BAL-23Q3
Lab ID: 23071340-032
Matrix: GROUNDWATER

Work Order: 23071340
Report Date: 03-Oct-23
Client Sample ID: TPZ-164
Collection Date: 08/07/2023 13:03

Analyses	Certification	RL	Qual	Result	Units	DF	Date Analyzed	Batch
SEE ATTACHED FOR SUBCONTRACTING ANALYSIS								
Subcontracted Analysis	*	0		See Attached		1	08/23/2023 14:30	R336427



Client: Ramboll
Client Project: BAL-23Q3
Lab ID: 23071340-033
Matrix: GROUNDWATER

Work Order: 23071340
Report Date: 03-Oct-23
Client Sample ID: XPW01
Collection Date: 08/03/2023 12:39

Analyses	Certification	RL	Qual	Result	Units	DF	Date Analyzed	Batch
SEE ATTACHED FOR SUBCONTRACTING ANALYSIS								
Subcontracted Analysis	*	0		See Attached		1	08/23/2023 14:29	R336427



Client: Ramboll
Client Project: BAL-23Q3
Lab ID: 23071340-034
Matrix: GROUNDWATER

Work Order: 23071340
Report Date: 03-Oct-23
Client Sample ID: XPW05
Collection Date: 08/03/2023 13:14

Analyses	Certification	RL	Qual	Result	Units	DF	Date Analyzed	Batch
SEE ATTACHED FOR SUBCONTRACTING ANALYSIS								
Subcontracted Analysis	*	0		See Attached		1	08/23/2023 14:30	R336427



Client: Ramboll
Client Project: BAL-23Q3

Work Order: 23071340
Report Date: 03-Oct-23

Lab ID: 23071340-035

Client Sample ID: XPW06

Matrix: GROUNDWATER

Collection Date: 08/03/2023 13:39

Analyses	Certification	RL	Qual	Result	Units	DF	Date Analyzed	Batch
SEE ATTACHED FOR SUBCONTRACTING ANALYSIS								
Subcontracted Analysis	*	0		See Attached		1	08/23/2023 14:30	R336427



Client: Ramboll
Client Project: BAL-23Q3
Lab ID: 23071340-036
Matrix: AQUEOUS

Work Order: 23071340
Report Date: 03-Oct-23
Client Sample ID: Field Blank
Collection Date: 08/07/2023 13:30

Analyses	Certification	RL	Qual	Result	Units	DF	Date Analyzed	Batch
SEE ATTACHED FOR SUBCONTRACTING ANALYSIS								
Subcontracted Analysis	*	0		See Attached		1	08/23/2023 14:30	R336427



Client: Ramboll
Client Project: BAL-23Q3
Lab ID: 23071340-037
Matrix: GROUNDWATER

Work Order: 23071340
Report Date: 03-Oct-23
Client Sample ID: MW-304 Duplicate
Collection Date: 08/03/2023 15:10

Analyses	Certification	RL	Qual	Result	Units	DF	Date Analyzed	Batch
SEE ATTACHED FOR SUBCONTRACTING ANALYSIS								
Subcontracted Analysis	*	0		See Attached		1	08/23/2023 14:30	R336427



Client: Ramboll
Client Project: BAL-23Q3
Lab ID: 23071340-038
Matrix: GROUNDWATER

Work Order: 23071340
Report Date: 03-Oct-23
Client Sample ID: PZ-182 (resample)
Collection Date: 08/15/2023 12:37

Analyses	Certification	RL	Qual	Result	Units	DF	Date Analyzed	Batch
SEE ATTACHED FOR SUBCONTRACTING ANALYSIS								
Subcontracted Analysis	*	0		See Attached		1	09/07/2023 11:36	R336427



Sample Summary

<http://www.teklabinc.com/>

Client: Ramboll

Work Order: 23071340

Client Project: BAL-23Q3

Report Date: 03-Oct-23

Lab Sample ID	Client Sample ID	Matrix	Fractions	Collection Date
23071340-001	MW-150	Groundwater	1	08/07/2023 11:25
23071340-002	MW-151	Groundwater	1	08/07/2023 10:57
23071340-003	MW-152	Groundwater	1	08/04/2023 13:39
23071340-004	MW-153	Groundwater	1	08/04/2023 11:48
23071340-005	MW-192	Groundwater	1	08/04/2023 10:10
23071340-006	MW-193	Groundwater	1	08/04/2023 09:21
23071340-007	MW-252	Groundwater	1	08/04/2023 14:12
23071340-008	MW-253	Groundwater	1	08/04/2023 12:07
23071340-009	MW-304	Groundwater	1	08/03/2023 15:10
23071340-010	MW-306	Groundwater	1	08/04/2023 11:10
23071340-011	MW-350	Groundwater	1	08/07/2023 11:48
23071340-012	MW-352	Groundwater	1	08/04/2023 12:57
23071340-013	MW-356	Groundwater	1	08/03/2023 13:22
23071340-014	MW-358	Groundwater	1	08/07/2023 12:31
23071340-015	MW-366	Groundwater	1	08/04/2023 09:54
23071340-016	MW-369	Groundwater	1	08/03/2023 14:33
23071340-017	MW-370	Groundwater	1	08/03/2023 15:00
23071340-018	MW-375	Groundwater	1	08/07/2023 10:19
23071340-019	MW-377	Groundwater	1	08/07/2023 09:57
23071340-020	MW-382	Groundwater	1	08/03/2023 15:55
23071340-021	MW-383	Groundwater	1	08/03/2023 14:13
23071340-022	MW-384	Groundwater	1	08/03/2023 14:38
23071340-023	MW-390	Groundwater	1	08/04/2023 09:17
23071340-024	MW-391	Groundwater	1	08/04/2023 10:20
23071340-025	MW-392	Groundwater	1	08/03/2023 12:21
23071340-026	MW-393	Groundwater	1	08/03/2023 11:43
23071340-027	MW-394	Groundwater	1	08/03/2023 11:07
23071340-028	OW-256	Groundwater	1	08/03/2023 14:07
23071340-029	OW-257	Groundwater	1	08/04/2023 00:00
23071340-030	PZ-170	Groundwater	1	08/04/2023 11:16
23071340-031	PZ-182	Groundwater	1	08/04/2023 13:23
23071340-032	TPZ-164	Groundwater	1	08/07/2023 13:03
23071340-033	XPW01	Groundwater	1	08/03/2023 12:39
23071340-034	XPW05	Groundwater	1	08/03/2023 13:14
23071340-035	XPW06	Groundwater	1	08/03/2023 13:39
23071340-036	Field Blank	Aqueous	1	08/07/2023 13:30
23071340-037	MW-304 Duplicate	Groundwater	1	08/03/2023 15:10
23071340-038	PZ-182 (resample)	Groundwater	1	08/15/2023 12:37



Dates Report

<http://www.teklabinc.com/>

Client: Ramboll

Work Order: 23071340

Client Project: BAL-23Q3

Report Date: 03-Oct-23

Sample ID	Client Sample ID Test Name	Collection Date	Received Date	Prep Date/Time	Analysis Date/Time
23071340-001A	MW-150 See Attached for Subcontracting Analysis	08/07/2023 11:25	08/07/2023 16:08		08/23/2023 14:37
23071340-002A	MW-151 See Attached for Subcontracting Analysis	08/07/2023 10:57	08/07/2023 16:08		08/23/2023 14:38
23071340-003A	MW-152 See Attached for Subcontracting Analysis	08/04/2023 13:39	08/07/2023 16:15		08/23/2023 14:39
23071340-004A	MW-153 See Attached for Subcontracting Analysis	08/04/2023 11:48	08/07/2023 16:15		08/23/2023 14:39
23071340-005A	MW-192 See Attached for Subcontracting Analysis	08/04/2023 10:10	08/07/2023 16:15		08/23/2023 14:39
23071340-006A	MW-193 See Attached for Subcontracting Analysis	08/04/2023 09:21	08/07/2023 16:15		08/23/2023 14:39
23071340-007A	MW-252 See Attached for Subcontracting Analysis	08/04/2023 14:12	08/07/2023 16:15		08/23/2023 14:39
23071340-008A	MW-253 See Attached for Subcontracting Analysis	08/04/2023 12:07	08/07/2023 16:15		08/23/2023 14:39
23071340-009A	MW-304 See Attached for Subcontracting Analysis	08/03/2023 15:10	08/07/2023 16:15		08/23/2023 14:39
23071340-010A	MW-306 See Attached for Subcontracting Analysis	08/04/2023 11:10	08/07/2023 16:15		08/23/2023 14:42
23071340-011A	MW-350 See Attached for Subcontracting Analysis	08/07/2023 11:48	08/07/2023 16:08		08/23/2023 14:42
23071340-012A	MW-352 See Attached for Subcontracting Analysis	08/04/2023 12:57	08/07/2023 16:15		08/23/2023 14:42
23071340-013A	MW-356 See Attached for Subcontracting Analysis	08/03/2023 13:22	08/07/2023 16:15		08/23/2023 14:42
23071340-014A	MW-358 See Attached for Subcontracting Analysis	08/07/2023 12:31	08/07/2023 16:08		08/23/2023 14:42
23071340-015A	MW-366 See Attached for Subcontracting Analysis	08/04/2023 09:54	08/07/2023 16:15		08/23/2023 14:42
23071340-016A	MW-369 See Attached for Subcontracting Analysis	08/03/2023 14:33	08/07/2023 16:15		08/23/2023 14:42
23071340-017A	MW-370 See Attached for Subcontracting Analysis	08/03/2023 15:00	08/07/2023 16:15		08/23/2023 14:42
23071340-018A	MW-375	08/07/2023 10:19	08/07/2023 16:08		



Dates Report

<http://www.teklabinc.com/>

Client: Ramboll

Work Order: 23071340

Client Project: BAL-23Q3

Report Date: 03-Oct-23

Sample ID	Client Sample ID Test Name	Collection Date	Received Date	Prep Date/Time	Analysis Date/Time
	See Attached for Subcontracting Analysis				08/23/2023 14:42
23071340-019A	MW-377	08/07/2023 09:57	08/07/2023 16:08		
	See Attached for Subcontracting Analysis				08/23/2023 14:42
23071340-020A	MW-382	08/03/2023 15:55	08/07/2023 16:15		
	See Attached for Subcontracting Analysis				08/23/2023 14:42
23071340-021A	MW-383	08/03/2023 14:13	08/07/2023 16:15		
	See Attached for Subcontracting Analysis				08/23/2023 14:19
23071340-022A	MW-384	08/03/2023 14:38	08/07/2023 16:15		
	See Attached for Subcontracting Analysis				08/23/2023 14:19
23071340-023A	MW-390	08/04/2023 09:17	08/07/2023 16:15		
	See Attached for Subcontracting Analysis				08/23/2023 14:19
23071340-024A	MW-391	08/04/2023 10:20	08/07/2023 16:15		
	See Attached for Subcontracting Analysis				08/23/2023 14:19
23071340-025A	MW-392	08/03/2023 12:21	08/07/2023 16:15		
	See Attached for Subcontracting Analysis				08/23/2023 14:19
23071340-026A	MW-393	08/03/2023 11:43	08/07/2023 16:15		
	See Attached for Subcontracting Analysis				08/23/2023 14:20
23071340-027A	MW-394	08/03/2023 11:07	08/07/2023 16:15		
	See Attached for Subcontracting Analysis				08/23/2023 14:20
23071340-028A	OW-256	08/03/2023 14:07	08/07/2023 16:15		
	See Attached for Subcontracting Analysis				08/23/2023 14:20
23071340-030A	PZ-170	08/04/2023 11:16	08/07/2023 16:15		
	See Attached for Subcontracting Analysis				08/23/2023 14:30
23071340-032A	TPZ-164	08/07/2023 13:03	08/07/2023 16:08		
	See Attached for Subcontracting Analysis				08/23/2023 14:30
23071340-033A	XPW01	08/03/2023 12:39	08/07/2023 16:15		
	See Attached for Subcontracting Analysis				08/23/2023 14:29
23071340-034A	XPW05	08/03/2023 13:14	08/07/2023 16:15		
	See Attached for Subcontracting Analysis				08/23/2023 14:30
23071340-035A	XPW06	08/03/2023 13:39	08/07/2023 16:15		
	See Attached for Subcontracting Analysis				08/23/2023 14:30
23071340-036A	Field Blank	08/07/2023 13:30	08/07/2023 16:15		
	See Attached for Subcontracting Analysis				08/23/2023 14:30
23071340-037A	MW-304 Duplicate	08/03/2023 15:10	08/07/2023 16:15		
	See Attached for Subcontracting Analysis				08/23/2023 14:30



Dates Report

<http://www.teklabinc.com/>

Client: Ramboll

Work Order: 23071340

Client Project: BAL-23Q3

Report Date: 03-Oct-23

Sample ID	Client Sample ID Test Name	Collection Date	Received Date	Prep Date/Time	Analysis Date/Time
23071340-038A	PZ-182 (resample)	08/15/2023 12:37	08/15/2023 14:54		
	See Attached for Subcontracting Analysis				09/07/2023 11:36



Receiving Check List

<http://www.teklabinc.com/>

Client: Ramboll

Work Order: 23071340

Client Project: BAL-23Q3

Report Date: 03-Oct-23

Carrier: Justin Colp

Received By: AMD

Completed by:

Amber Dilallo

Reviewed by:

Ellie Hopkins

On:

On:

04-Aug-23

08-Aug-23

Amber Dilallo

Ellie Hopkins

Pages to follow: Chain of custody

Extra pages included

Shipping container/cooler in good condition?	Yes <input checked="" type="checkbox"/>	No <input type="checkbox"/>	Not Present <input type="checkbox"/>	Temp °C 5.7
Type of thermal preservation?	None <input type="checkbox"/>	Ice <input checked="" type="checkbox"/>	Blue Ice <input type="checkbox"/>	Dry Ice <input type="checkbox"/>
Chain of custody present?	Yes <input checked="" type="checkbox"/>	No <input type="checkbox"/>		
Chain of custody signed when relinquished and received?	Yes <input checked="" type="checkbox"/>	No <input type="checkbox"/>		
Chain of custody agrees with sample labels?	Yes <input checked="" type="checkbox"/>	No <input type="checkbox"/>		
Samples in proper container/bottle?	Yes <input checked="" type="checkbox"/>	No <input type="checkbox"/>		
Sample containers intact?	Yes <input checked="" type="checkbox"/>	No <input type="checkbox"/>		
Sufficient sample volume for indicated test?	Yes <input checked="" type="checkbox"/>	No <input type="checkbox"/>		
All samples received within holding time?	Yes <input checked="" type="checkbox"/>	No <input type="checkbox"/>		
Reported field parameters measured:	Field <input type="checkbox"/>	Lab <input type="checkbox"/>	NA <input checked="" type="checkbox"/>	
Container/Temp Blank temperature in compliance?	Yes <input checked="" type="checkbox"/>	No <input type="checkbox"/>		
<i>When thermal preservation is required, samples are compliant with a temperature between 0.1°C - 6.0°C, or when samples are received on ice the same day as collected.</i>				
Water – at least one vial per sample has zero headspace?	Yes <input type="checkbox"/>	No <input type="checkbox"/>	No VOA vials <input checked="" type="checkbox"/>	
Water - TOX containers have zero headspace?	Yes <input type="checkbox"/>	No <input type="checkbox"/>	No TOX containers <input checked="" type="checkbox"/>	
Water - pH acceptable upon receipt?	Yes <input type="checkbox"/>	No <input checked="" type="checkbox"/>	NA <input type="checkbox"/>	
NPDES/CWA TCN interferences checked/treated in the field?	Yes <input type="checkbox"/>	No <input type="checkbox"/>	NA <input checked="" type="checkbox"/>	

Any No responses must be detailed below or on the COC.

pH strip #90719. - amberdilallo - 8/4/2023 9:50:51 AM

Additional Nitric Acid (90404) was needed in MW-304, MW-393, XPW06 and MW-304 Dup upon arrival at the laboratory. - amberdilallo - 8/4/2023 9:50:59 AM

Samples collected on 8/4/23 were delivered to the laboratory on 8/4/23 at 1543 (on ice - 17.4C - LTG#5). pH strip #90719. - ERH/CET 8/4/23

Additional Nitric Acid (90404) was needed in MW-182, MW-252, MW-391, MW-193, MW-192, MW-153 and MW-152 upon arrival at the laboratory. - amberdilallo - 8/4/2023 4:27:27 PM

Samples collected on 8/7/23 were delivered to the laboratory on 8/7/23 at 1608. (on ice - 17.4C - LTG#5). pH strip #90719. - ERH/LM 8/4/23

pH strip #90719. - amberdilallo - 8/15/2023 3:16:14 PM

Sample collected on 8/15/23 were delivered to the laboratory on 8/15/23 at 1608. (on ice - 4.6C - LTG#1). pH strip #90719. - TM/ERH 8/15/23

230-757-9040

CHAIN-OF-CUSTODY / Analytical Request Document

The Chain-of-Custody is a LEGAL DOCUMENT. All relevant fields must be completed accurately.

Section A Required Client Information:		Section B Required Project Information:		Section C Invoice Information:	
Company: <u>Vistra Corp</u>		Report To: <u>Brian Voelker</u>		Attention: <u>Jason Stuckey</u>	
Address: <u>13498 E. 900th St</u>		Copy To: <u>Jason Stuckey</u>		Company Name: <u>Vistra Corp</u>	
Email To: <u>Brian.Voelker@VistraCorp.com</u>		Purchase Order No.:		Address: <u>see Section A</u>	
Phone: <u>(217) 753-8911</u> Fax:		Project Name:		Quote Reference:	
Requested Due Date/TAT: <u>10 day</u>		Project Number: <u>2285</u>		Project Manager:	
				Profile #:	
				REGULATORY AGENCY	
				NPDES <u>GROUND WATER</u> DRINKING WATER	
				UST RCRA OTHER	
				Site Location	
				STATE: <u>IL</u>	

ITEM #	Section D Required Client Information	Valid Matrix Codes MATRIX CODE	COLLECTED DATE TIME	SAMPLE TEMP AT COLLECTION	# OF CONTAINERS	Preservatives										Requested Analysis Filtered (Y/N)										Residual Chlorine (Y/N)	Project No./ Lab I.D.	
						Unpreserved	H ₂ SO ₄	HNO ₃	HCl	NaOH	Na ₂ S ₂ O ₃	Methanol	Other	Analysis Test ↓	BAL-257-601	BAL-257-605	BAL-845-601	BAL-845-605	BAL-CLOSURE-605	BAL-SUP-000	BAL-WPCP-605							
																						Chlorine	Ammonia	Ammonium	Barium			Bismuth
1	MW-104DR		8-3-23 1540																									
2	MW-104SR		8-3-23 1555																									
3	MW-150				2																							23071340-001
4	MW-151				2																							002
5	MW-152				2																							003
6	MW-153				2																							004
7	MW-154																											
8	MW-155																											
9	MW-192				2																							005
10	MW-193				2																							006
11	MW-252				2																							007
12	MW-253				2																							008
13	MW-304		8-3-23 1510		2																							009
14	MW-306				2																							010
15	MW-350				2																							011
16	MW-352				2																							012

ADDITIONAL COMMENTS	RELINQUISHED BY / AFFILIATION	DATE	TIME	ACCEPTED BY / AFFILIATION	DATE	TIME	SAMPLE CONDITIONS			
BAL-23Q3 Rev 0 <i>Ra 228/228 CC</i>	J. Colp	8-3	1750	Justin Colp	8/3/23	1750	5.7	Y	N	

SAMPLER NAME AND SIGNATURE		Temp in °C	Received on Ice (Y/N)	Custody Sealed Cooler (Y/N)	Samples Intact (Y/N)
PRINT Name of SAMPLER: <i>Justin Colp</i>					
SIGNATURE of SAMPLER: <i>[Signature]</i>					
DATE Signed (MM/DD/YYYY): <i>8-3-23</i>					

*MW304, MW393, XP NOLE, MW304 Dup code
PH strip 907A HNO3 (90404) @*

BAL-25790340
25079340

CHAIN-OF-CUSTODY / Analytical Request Document

The Chain-of-Custody is a LEGAL DOCUMENT. All relevant fields must be completed accurately.

Section A Required Client Information:		Section B Required Project Information:		Section C Invoice Information:		<table border="1"> <tr> <th colspan="3">REGULATORY AGENCY</th> </tr> <tr> <td>NPDES</td> <td>GROUND WATER</td> <td>DRINKING WATER</td> </tr> <tr> <td>UST</td> <td>RCRA</td> <td>OTHER</td> </tr> <tr> <td colspan="2">Site Location</td> <td>IL</td> </tr> <tr> <td colspan="2">Requested Due Date/TAT:</td> <td colspan="2">10 day</td> <td colspan="2">Project Number: 2285</td> <td colspan="2">STATE:</td> </tr> </table>		REGULATORY AGENCY			NPDES	GROUND WATER	DRINKING WATER	UST	RCRA	OTHER	Site Location		IL	Requested Due Date/TAT:		10 day		Project Number: 2285		STATE:	
REGULATORY AGENCY																											
NPDES	GROUND WATER	DRINKING WATER																									
UST	RCRA	OTHER																									
Site Location		IL																									
Requested Due Date/TAT:		10 day		Project Number: 2285		STATE:																					
Company: <u>Vistra Corp</u>	Report To: <u>Brian Voelker</u>	Copy To: <u>Jason Stuckey</u>	Attention: <u>Jason Stuckey</u>	Company Name: <u>Vistra Corp</u>																							
Address: <u>13498 E. 900th St</u>				Address: <u>see Section A</u>																							
Email To: <u>Brian.Voelker@VistraCorp.com</u>	Purchase Order No.:			Quote Reference:																							
Phone: (217) 753-8911	Fax:	Project Name:		Project Manager:																							
				Profile #:																							

ITEM #	Section D Required Client Information	Valid Matrix Codes MATRIX CODE	COLLECTED	SAMPLE TEMP AT COLLECTION	# OF CONTAINERS	Preservatives										Analysis Test ↓	Requested Analysis Filtered (Y/N)	Residual Chlorine (Y/N)	Project No / Lab I.D.							
						Unpreserved	H ₂ SO ₄	HNO ₃	HCl	NaOH	Na ₂ S ₂ O ₃	Methanol	Other	↓	↓					↓	↓	↓	↓	↓	↓	↓
						DATE	TIME																			
1	MW-355																									
2	MW-356		8-3-23	1322	2	2												23071340-013								
3	MW-358				2	2												014								
4	MW-366				2	2												015								
5	MW-369		8-3-23	1433	2	2												016								
6	MW-370		8-3-23	1500	2	2												017								
7	MW-375				2	2												018								
8	MW-377				2	2												019								
9	MW-382		8-3-23	1555	2	2												020								
10	MW-383		8-3-23	1413	2	2												021								
11	MW-384		8-3-23	1438	2	2												022								
12	MW-390				2	2												023								
13	MW-391				2	2												024								
14	MW-392		8-3-23	1221	2	2												025								
15	MW-393		8-3-23	1143	2	2												026								
16	MW-394		8-3-23	1108	2	2												027								

ADDITIONAL COMMENTS	RELINQUISHED BY / AFFILIATION	DATE	TIME	ACCEPTED BY / AFFILIATION	DATE	TIME	SAMPLE CONDITIONS	
BAL-23Q3 Rev 0 Re 226/228 CC	J. Gelp	8-3	1750	Embe Divalles	8/3/23	1750	5.7	Y N

SAMPLER NAME AND SIGNATURE		Temp in °C	Received on Ice (Y/N)	Custody Sealed Cooler (Y/N)	Samples Intact (Y/N)
PRINT Name of SAMPLER:	DATE Signed (MM/DD/YY):				
SIGNATURE of SAMPLER:	8-3-23				

23071340

CHAIN-OF-CUSTODY / Analytical Request Document

The Chain-of-Custody is a LEGAL DOCUMENT. All relevant fields must be completed accurately.

Section A Required Client Information:		Section B Required Project Information:		Section C Invoice Information:		Page: 1 of 3	
Company: Vistra Corp		Report To: Brian Voelker		Attention: Jason Stuckey			
Address: 13498 E. 900th St		Copy To: Jason Stuckey		Company Name: Vistra Corp		REGULATORY AGENCY	
Email To: Brian.Voelker@VistraCorp.com		Purchase Order No.:		Address: see Section A		NPDES GROUND WATER DRINKING WATER	
Phone: (217) 753-8911 Fax:		Project Name:		Quote Reference:		UST RCRA OTHER	
Requested Due Date/TAT: 10 day		Project Number: 2285		Project Manager:		Site Location	
				Profile #:		STATE: IL	

ITEM #	Section D Required Client Information	Valid Matrix Codes MATRIX CODE	COLLECTED	SAMPLE TEMP AT COLLECTION	# OF CONTAINERS	Preservatives										Requested Analysis Filtered (Y/N)							Residual Chlorine (Y/N)	Project No./ Lab I.D.				
						DATE	TIME	Unpreserved	H ₂ SO ₄	HNO ₃	HCl	NaOH	Na ₂ S ₂ O ₃	Methanol	Other	Analysis Test ↓	BAL-257-601	BAL-257-605	BAL-845-601	BAL-845-605	BAL-CLOSURE-605	BAL-SUP-000			BAL-WPCP-605			
1	MW-104DR																											
2	MW-104SR																											
3	MW-150				2	2							✓		✓												23071340-001	
4	MW-151				2	2							✓		✓												002	
5	MW-152		8-4-23	1339	2	2							✓		✓												003	
6	MW-153		8-4-23	1148	2	2							✓		✓												004	
7	MW-154																											
8	MW-155																											
9	MW-192		8-4-23	1010	2	2									✓												005	
10	MW-193		8-4-23	0908	2	2									✓												006	
11	MW-252		8-4-23	1412	2	2							✓		✓												007	
12	MW-253		8-4-23	1207	2	2							✓		✓												008	
13	MW-304				2	2							✓		✓												009	
14	MW-306		8-4-23	1110	2	2							✓		✓												010	
15	MW-350				2	2							✓		✓												011	
16	MW-352		8-4-23	1257	2	2							✓		✓												012	
ADDITIONAL COMMENTS			RELINQUISHED BY / AFFILIATION		DATE	TIME	ACCEPTED BY / AFFILIATION		DATE	TIME	SAMPLE CONDITIONS																	
BAL-23Q3 Rev 0 R226/228 CC			J. Cop		8-4	1543	<i>[Signature]</i>		8-4	1543	Y N																	

Added HNO3(00404) to MW182 2/2
PH 90719 AC 8/4
MW 252 2/2
MW 391 1/2
MW 193 1/2
MW 192 1/2
MW 153 2/2
MW 152 1/2

SAMPLER NAME AND SIGNATURE		Temp in °C	Received on Ice (Y/N)	Custody Sealed Cooler (Y/N)	Samples Intact (Y/N)
PRINT Name of SAMPLER:	<i>Justin Cop</i>				
SIGNATURE of SAMPLER:	<i>[Signature]</i>	DATE Signed (MM/DD/YY):	8-4-23		

17.4
126.5
16e

CHAIN-OF-CUSTODY / Analytical Request Document

The Chain-of-Custody is a LEGAL DOCUMENT. All relevant fields must be completed accurately.

23071340
BAL-257-601

Section A Required Client Information:		Section B Required Project Information:		Section C Invoice Information:	
Company: Vistra Corp		Report To: Brian Voelker		Attention: Jason Stuckey	
Address: 13498 E. 900th St		Copy To: Jason Stuckey		Company Name: Vistra Corp	
Email To: Brian.Voelker@VistraCorp.com		Purchase Order No.:		Address: see Section A	
Phone: (217) 753-8911 Fax:		Project Name:		Quote Reference:	
Requested Due Date/TAT: 10 day		Project Number: 2285		Project Manager:	
				Profile #:	
				REGULATORY AGENCY	
				NPDES GROUND WATER DRINKING WATER	
				UST RCRA OTHER	
				Site Location	
				IL	
				STATE:	

ITEM #	Section D Required Client Information	Valid Matrix Codes MATRIX CODE	MATRIX CODE (see valid codes to left)	COLLECTED		SAMPLE TEMP AT COLLECTION	# OF CONTAINERS	Preservatives								Requested Analysis Filtered (Y/N)											Residual Chlorine (Y/N)	Project No./ Lab I.D.										
								Unpreserved	H ₂ SO ₄	HNO ₃	HCl	NaOH	Na ₂ S ₂ O ₃	Methanol	Other	Analysis Test ↓	BAL-257-601	BAL-257-605	BAL-845-601	BAL-845-605	BAL-CLOSURE-605	BAL-SUP-000	BAL-WPCP-605	0	0	0			0	0								
								DRINKING WATER DW	WATER WT	WASTE WATER WW	PRODUCT P	SOIL/SOLID SL	CL	WP	AR																OT	TS						
1	MW-355																																					
2	MW-356						2			2																												
3	MW-358						2			2																												
4	MW-366				8-4-23	0954	2			2																												
5	MW-369						2			2																												
6	MW-370						2			2																												
7	MW-375						2			2																												
8	MW-377						2			2																												
9	MW-382						2			2																												
10	MW-383						2			2																												
11	MW-384				8-4-23		2			2																												
12	MW-390				8-4-23	0917	2			2																												
13	MW-391				8-4-23	1020	2			2																												
14	MW-392						2			2																												
15	MW-393						2			2																												
16	MW-394						2			2																												
ADDITIONAL COMMENTS			RELINQUISHED BY / AFFILIATION			DATE	TIME	ACCEPTED BY / AFFILIATION			DATE	TIME	SAMPLE CONDITIONS																									
BAL-23Q3 Rev 0 R-226/228 CoC			J. Cole			8-4	1545				8-4	1545	Y N																									

SAMPLER NAME AND SIGNATURE			
PRINT Name of SAMPLER: Justin Cole		DATE Signed (MM/DD/YY): 8-4-23	
SIGNATURE of SAMPLER:			
Temp in °C	Received on Ice (Y/N)	Custody Sealed Cooler (Y/N)	Samples Intact (Y/N)

BAL-23Q3 Rev 0

CHAIN-OF-CUSTODY / Analytical Request Document

The Chain-of-Custody is a LEGAL DOCUMENT. All relevant fields must be completed accurately.

Section A Required Client Information:		Section B Required Project Information:		Section C Invoice Information:		Page: 1 of 3	
Company: Vistra Corp		Report To: Brian Voelker		Attention: Jason Stuckey			
Address: 13498 E. 900th St		Copy To: Jason Stuckey		Company Name: Vistra Corp		REGULATORY AGENCY	
Email To: Brian.Voelker@VistraCorp.com		Purchase Order No.:		Address: see Section A		NPDES GROUND WATER DRINKING WATER	
Phone: (217) 753-8911 Fax:		Project Name:		Quote Reference:		UST RCRA OTHER	
Requested Due Date/TAT: 10 day		Project Number: 2285		Project Manager:		Site Location	
				Profile#:		STATE: IL	

ITEM #	Section D Required Client Information	Valid Matrix Codes MATRIX CODE	COLLECTED	SAMPLE TEMP AT COLLECTION	# OF CONTAINERS	Requested Analysis Filtered (Y/N)												Residual Chlorine (Y/N)	Project No / Lab I.D.														
						DATE	TIME	Preservatives												Analysis Test ↓	BAL-257-601	BAL-257-605	BAL-845-601	BAL-845-605	BAL-CLOSURE-605	BAL-SUP-000	BAL-WPCP-605						
								Unpreserved	H ₂ SO ₄	HNO ₃	HCl	NaOH	Na ₂ S ₂ O ₃	Methanol	Other	↓ Analysis Test ↓	BAL-257-601											BAL-257-605	BAL-845-601	BAL-845-605	BAL-CLOSURE-605	BAL-SUP-000	BAL-WPCP-605
1	MW-104DR																																
2	MW-104SR																																
3	MW-150		8-7-23	1125	2	2									✓		✓									23071340-001							
4	MW-151		8-7-23	1057	2	2									✓		✓									002							
5	MW-152				2	2									✓		✓									003							
6	MW-153				2	2									✓		✓									004							
7	MW-154																																
8	MW-155		8-7-23	1414																													
9	MW-192				2	2											✓									005							
10	MW-193				2	2											✓									006							
11	MW-252				2	2									✓											007							
12	MW-253				2	2									✓											008							
13	MW-304				2	2									✓		✓									009							
14	MW-306				2	2									✓		✓									010							
15	MW-350		8-7-23	1148	2	2									✓		✓									011							
16	MW-352				2	2									✓		✓									012							

ADDITIONAL COMMENTS		RELINQUISHED BY / AFFILIATION		DATE		TIME		ACCEPTED BY / AFFILIATION		DATE		TIME		SAMPLE CONDITIONS			
BAL-23Q3 Rev 0		J. Galp		8-7		608		Owen O'Connell		7/13		1100		#5	Y	N	Y
R2226/228 CoC														17.4			

Added HNO₃(90404) to both cont.
r MW-350. um 8/8

SAMPLER NAME AND SIGNATURE		Temp in °C	Received on Ice (Y/N)	Custody Sealed Cooler (Y/N)	Samples Intact (Y/N)
PRINT Name of SAMPLER: Justin Galp					
SIGNATURE of SAMPLER: <i>[Signature]</i>		DATE Signed (MM/DD/YY): 8-7-23			

Monique Peter 8/1/23 1615

23071340

CHAIN-OF-CUSTODY / Analytical Request Document

The Chain-of-Custody is a LEGAL DOCUMENT. All relevant fields must be completed accurately.

Section A Required Client Information:		Section B Required Project Information:		Section C Invoice Information:		REGULATORY AGENCY							
Company: Vistra Corp		Report To: Brian Voelker		Attention: Jason Stuckey		Address: see Section A		NPDES		GROUND WATER		DRINKING WATER	
Address: 13498 E. 900th St		Copy To: Jason Stuckey		Company Name: Vistra Corp				UST		RCRA		OTHER	
Email To: Brian.Voelker@VistraCorp.com		Purchase Order No.:		Quote Reference:		Site Location		IL					
Phone: (217) 753-8911 Fax:		Project Name:		Project Manager:		STATE:							
Requested Due Date/TAT: 10 day		Project Number: 2285		Profile #:									

ITEM #	Section D Required Client Information	Valid Matrix Codes MATRIX CODE	MATRIX CODE (see valid codes to left)	SAMPLE TYPE (G=GRAB C=COMP)	COLLECTED		SAMPLE TEMP AT COLLECTION	# OF CONTAINERS	Preservatives							Analysis Test ↑ Y/N	Requested Analysis Filtered (Y/N)								Residual Chlorine (Y/N)	Project No./ Lab I.D.						
					DATE	TIME			Unpreserved	H ₂ SO ₄	HNO ₃	HCl	NaOH	Na ₂ S ₂ O ₃	Methanol		Other	BAL-257-601	BAL-257-605	BAL-845-601	BAL-845-605	BAL-CLOSURE-605	BAL-SUP-000	BAL-WPCP-605								
1	OW-156																															
2	OW-157																															
3	OW-256						2		2																		23071340-028					
4	OW-257				8-7-23	DCY	2		2																		029					
5	PZ-170 <i>(After Leads)</i>				8-7-23	1116	2		2																			030				
6	PZ-182				8-7-23	1323	2		2																			031				
7	TPZ-164						2		2																			032				
8	XPW01						2		2																			033				
9	XPW05						2		2																			034				
10	XPW06						2		2																			035				
11	Field Blank						2		2																			036				
12	MW-304 Duplicate						2		2																			037				
13																																
14																																
15																																
16																																

ADDITIONAL COMMENTS		RELINQUISHED BY / AFFILIATION		DATE	TIME	ACCEPTED BY / AFFILIATION		DATE	TIME	SAMPLE CONDITIONS		
BAL-23Q3 Rev 0 <i>Re 226/228 Col</i>		J. Cap		8-4	1543			8-4	1545	Y	N	

SAMPLER NAME AND SIGNATURE				Temp in °C	Received on Ice (Y/N)	Custody Sealed Cooler (Y/N)	Samples Initial (Y/N)
PRINT Name of SAMPLER: <i>Justin Cap</i>		DATE Signed (MM/DD/YY): <i>8-7-23</i>					
SIGNATURE of SAMPLER:							

23071340

CHAIN-OF-CUSTODY / Analytical Request Document

The Chain-of-Custody is a LEGAL DOCUMENT. All relevant fields must be completed accurately.

Section A Required Client Information:		Section B Required Project Information:		Section C Invoice Information:		Page: 2 of 3	
Company: Vistra Corp		Report To: Brian Voelker		Attention: Jason Stuckey		REGULATORY AGENCY NPDES GROUND WATER DRINKING WATER UST RCRA OTHER Site Location IL STATE:	
Address: 13498 E. 900th St		Copy To: Jason Stuckey		Company Name: Vistra Corp			
Email To: Brian.Voelker@VistraCorp.com		Purchase Order No.:		Address: see Section A			
Phone: (217) 753-8911	Fax:	Project Name:		Quote Reference:			
Requested Due Date/TAT: 10 day		Project Number: 2285		Project Manager:			
				Profile #:			

ITEM #	Section D Required Client Information	Valid Matrix Codes MATRIX CODE	MATRIX CODE (see valid codes to left)	SAMPLE TYPE (G=GRAB C=COMP)	COLLECTED		SAMPLE TEMP AT COLLECTION	# OF CONTAINERS	Preservatives										Analysis Test ↓ (Y/N)	Residual Chlorine (Y/N)	Project No./ Lab I.D.								
					DATE	TIME			Unpreserved	H ₂ SO ₄	HNO ₃	HCl	NaOH	Na ₂ S ₂ O ₃	Methanol	Other	Requested Analysis Filtered (Y/N)												
1	MW-355				8-7-23	1403																							
2	MW-356						2		2																			23071340-013	
3	MW-358				8-7-23	1231	2		2																			014	
4	MW-366						2		2																			015	
5	MW-369						2		2																			016	
6	MW-370						2		2																			017	
7	MW-375				8-7-23	0957	2		2																			018	
8	MW-377				8-7-23	1019	2		2																			019	
9	MW-382						2		2																			020	
10	MW-383						2		2																			021	
11	MW-384						2		2																			022	
12	MW-390						2		2																			023	
13	MW-391						2		2																			024	
14	MW-392						2		2																			025	
15	MW-393						2		2																			026	
16	MW-394						2		2																			027	

ADDITIONAL COMMENTS	RELINQUISHED BY / AFFILIATION	DATE	TIME	ACCEPTED BY / AFFILIATION	DATE	TIME	SAMPLE CONDITIONS
BAL-23Q3 Rev 0 Re 226/228 CoC	J. Golp	8-7	1608	Justin Golp	8/7/23	1608	Y N

SAMPLER NAME AND SIGNATURE				Temp in °C	Received on Ice (Y/N)	Custody Sealed Cooler (Y/N)	Samples Intact (Y/N)
PRINT Name of SAMPLER: Justin Golp		SIGNATURE of SAMPLER: [Signature]					
DATE Signed (MM/DD/YY): 8-7-23							

Monique Petun 8/7/23 1615

BAL-257-0340

CHAIN-OF-CUSTODY / Analytical Request Document

The Chain-of-Custody is a LEGAL DOCUMENT. All relevant fields must be completed accurately.

Section A Required Client Information:		Section B Required Project Information:		Section C Invoice Information:		REGULATORY AGENCY		
Company: Vistra Corp		Report To: Brian Voelker		Attention: Jason Stuckey		NPDES GROUND WATER DRINKING WATER		
Address: 13498 E. 900th St		Copy To: Jason Stuckey		Company Name: Vistra Corp		UST RCRA OTHER		
Email To: Brian.Voelker@VistraCorp.com		Purchase Order No.:		Quote Reference:		Site Location		
Phone: (217) 753-8911 Fax:		Project Name:		Project Manager:		STATE: IL		
Requested Due Date/TAT: 10 day		Project Number: 2285		Profile #:				

ITEM #	Section D Required Client Information SAMPLE ID (A-Z, 0-9 / -) Sample IDs MUST BE UNIQUE	Valid Matrix Codes MATRIX CODE DRINKING WATER DW WATER WF WASTE WATER WW PRODUCT P SOIL/SOLID SL OIL OL WIPE WP AIR AR OTHER OT TISSUE TS	MATRIX CODE (see valid codes to left)	SAMPLE TYPE (G=GRAB C=COMP)	COLLECTED		SAMPLE TEMP AT COLLECTION	# OF CONTAINERS	Preservatives								Analysis Test ↓ Y/N ↓	Residual Chlorine (Y/N)	Project No./ Lab I.D.							
					DATE	TIME			Unpreserved	H ₂ SO ₄	HNO ₃	HCl	NaOH	Na ₂ S ₂ O ₃	Methanol	Other				BAL-257-601	BAL-257-605	BAL-845-601	BAL-845-605	BAL-CLOSURE-605	BAL-SUP-000	BAL-WPCP-605
1	OW-156																									
2	OW-157																									
3	OW-256						2	2				✓	✓						23071340-028							
4	OW-257						2	2				✓	✓						029							
5	PZ-170						2	2				✓	✓						030							
6	PZ-182						2	2				✓	✓						031							
7	TPZ-164				8-7-23	1303	2	2								✓			032							
8	XPW01						2	2								✓			033							
9	XPW05						2	2								✓			034							
10	XPW06						2	2								✓			035							
11	Field Blank				8-7-23	1330	2	2				✓	✓	✓	✓				036							
12	MW-304 Duplicate						2	2				✓	✓	✓	✓				037							
13																										
14																										
15																										
16																										

ADDITIONAL COMMENTS	RELINQUISHED BY / AFFILIATION	DATE	TIME	ACCEPTED BY / AFFILIATION	DATE	TIME	SAMPLE CONDITIONS	
BAL-23Q3 Rev 0 <i>R226/228 GC</i>	<i>J. Gelp</i>	<i>8-7</i>	<i>1605</i>	<i>Maia Dicalvo</i>	<i>8/7/23</i>	<i>1608</i>	<i>Y</i>	<i>N</i>

SAMPLER NAME AND SIGNATURE		Temp in °C	Received on Ice (Y/N)	Custody Sealed Cooler (Y/N)	Samples Intact (Y/N)
PRINT Name of SAMPLER: <i>Justin Gelp</i>	DATE Signed (MM/DD/YY): <i>8-7-23</i>				
SIGNATURE of SAMPLER: <i>[Signature]</i>					

Maia Dicalvo 8/7/23 1615

CHAIN-OF-CUSTODY / Analytical Request Document

The Chain-of-Custody is a LEGAL DOCUMENT. All relevant fields must be completed accurately.

Section A Required Client Information:		Section B Required Project Information:		Section C Invoice Information:							
Company: <u>Vistra Corp</u>		Report To: <u>Brian Voelker</u>		Attention: <u>Jason Stuckey</u>		REGULATORY AGENCY					
Address: <u>13498 E. 900th St</u>		Copy To: <u>Jason Stuckey</u>		Company Name: <u>Vistra Corp</u>							
Email To: <u>Brian.Voelker@VistraCorp.com</u>		Purchase Order No.:		Address: <u>see Section A</u>		NPDES		GROUND WATER		DRINKING WATER	
Phone: <u>(217) 753-8911</u> Fax:		Project Name:		Quote Reference:		UST		RCRA		OTHER	
Requested Due Date/TAT: <u>10 day</u>		Project Number: <u>2285</u>		Project Manager:		Site Location		IL			
				Profile #:		STATE:					

ITEM #	Section D Required Client Information SAMPLE ID (A-Z, 0-9 / -) Sample IDs MUST BE UNIQUE	Valid Matrix Codes MATRIX CODE DRINKING WATER DW WATER WT WASTE WATER WW PRODUCT P SOIL/SOLID SL OIL OL WIPE WP AIR AR OTHER OT TISSUE TS	MATRIX CODE (see valid codes to left)	SAMPLE TYPE (G=GRAB C=COMP)	COLLECTED		SAMPLE TEMP AT COLLECTION	# OF CONTAINERS	Preservatives							Analysis Test ↓ Y/N ↓	Requested Analysis Filtered (Y/N)							Residual Chlorine (Y/N)	Project No./ Lab I.D.								
					DATE	TIME			Unpreserved	H ₂ SO ₄	HNO ₃	HCl	NaOH	Na ₂ S ₂ O ₃	Methanol		Other	BAL-257-601	BAL-257-605	BAL-845-601	BAL-845-605	BAL-CLOSURE-605	BAL-SUP-000			BAL-WPCP-605							
1	PZ-182				8/15/23	1237	2	2											X	X												23071340-038	
2	<u>OW-156</u>					11:31																										N/A	
3	<u>OW-157</u>					1304																										N/A	
4																																	
5																																	
6																																	
7																																	
8																																	
9																																	
10																																	
11																																	
12																																	
13																																	
14																																	
15																																	
16																																	

ADDITIONAL COMMENTS	RELINQUISHED BY / AFFILIATION	DATE	TIME	ACCEPTED BY / AFFILIATION	DATE	TIME	SAMPLE CONDITIONS	
BAL-23Q3 Rev 0 Resampling, only.	<u>Jeremy Carroll</u>	8/15/23	1454	<u>[Signature]</u>	8/15/23	1454	4.6	Y N

SAMPLER NAME AND SIGNATURE		Temp in °C	Received on Ice (Y/N)	Custody Sealed/Cooler (Y/N)	Samples Intact (Y/N)
PRINT Name of SAMPLER:	<u>Jeremy Carroll</u>				
SIGNATURE of SAMPLER:	<u>[Signature]</u>	DATE Signed (MM/DD/YY):	<u>8/15/23</u>		

1
2
3
4
5
6
7
8
9
10
11
12

ANALYTICAL REPORT

PREPARED FOR

Attn: Elizabeth A Hurley
TekLab, Inc
5445 Horseshoe Lake Road
Collinsville, Illinois 62234

Generated 10/3/2023 2:03:51 PM Revision 1

JOB DESCRIPTION

Radium-226 and Radium-228
SDG NUMBER 23071340

JOB NUMBER

160-51003-1

Job Notes

This report may not be reproduced except in full, and with written approval from the laboratory. The results relate only to the samples tested. For questions please contact the Project Manager at the e-mail address or telephone number listed on this page.

The test results in this report relate only to the samples as received by the laboratory and will meet all requirements of the methodology, with any exceptions noted. This report shall not be reproduced except in full, without the express written approval of the laboratory. All questions should be directed to the Eurofins TestAmerica Project Manager.

Authorization



Generated
10/3/2023 2:03:51 PM
Revision 1

Authorized for release by
Erika Jordan, Project Manager
erika.jordan@et.eurofinsus.com
Designee for
Jayna Awalt, Project Manager II
Jayna.Awalt@et.eurofinsus.com
(314)298-8566



Table of Contents

Cover Page	1
Table of Contents	3
Case Narrative	4
Chain of Custody	5
Receipt Checklists	15
Definitions/Glossary	16
Method Summary	17
Sample Summary	18
Client Sample Results	19
QC Sample Results	37
QC Association Summary	41
Tracer Carrier Summary	43

Client: TekLab, Inc
Project/Site: Radium-226 and Radium-228

Job ID: 160-51003-1
SDG: 23071340

Job ID: 160-51003-1

Laboratory: Eurofins St. Louis

Narrative

Job Narrative
160-51003-1 Revision 1

Revision 1

A revised report was requested with updated sample times for the following samples: 23071340-006A from 9:08 to 9:21, 23071340-018A from 9:57 to 10:19, 23071340-019A from 10:19 to 9:57, 23071340-027A from 11:08 to 11:07.

Receipt

The samples were received on 8/18/2023 2:30 PM. Unless otherwise noted below, the samples arrived in good condition, and where required, properly preserved. The temperatures of the 5 coolers at receipt time were 6.0° C, 20.0° C, 20.7° C, 20.9° C and 21.2° C.

Receipt Exceptions

The following sample was received with 700mL in the container, while the requested analysis calls for a minimum of 1L: 23071340-030A (160-51003-30).

The following sample was listed on the Chain of Custody (COC); however, no sample was received: 23071340-029A (160-51003-29). No analyses were marked as requested on the COC.

The reference method requires samples to be preserved to a pH of <2. The following samples were received with insufficient preservation at a pH of 5: 23071340-023A (160-51003-23) and 23071340-024A (160-51003-24). The samples were preserved to the appropriate pH in the laboratory.

RAD

Any minimum detectable concentration (MDC), critical value (DLC), or Safe Drinking Water Act detection limit (SDWA DL) is sample-specific unless otherwise stated elsewhere in this narrative.

Radiochemistry sample results are reported with the count date/time applied as the Activity Reference Date.

Method 904.0: Radium-228

The detection goal was not met for the following sample(s). Samples were prepped at a reduced volume due to the presence of matrix interferences: 23071340-002A (160-51003-2), 23071340-003A (160-51003-3), 23071340-005A (160-51003-5), 23071340-007A (160-51003-7) and 23071340-020A (160-51003-20). Analytical results are reported with the detection limit achieved.

The Ra-228 laboratory control sample (LCS) associated with the following samples recovered at 129%: (LCS 160-624957/2-A). The limits in our LIMS system at (75-125%) reflect the requirements of a regulatory agency that represents a large amount of our work. However the samples associated with this LCS are not from this agency and are therefore held to our in-house statistical limits of (63-154%) per method requirements. The LCS is within criteria and no further action is required.

No additional analytical or quality issues were noted, other than those described above or in the Definitions/Glossary page.

TEKLAB, INC. Chain of Custody

5445 Horseshoe Lake Road, Collinsville, IL 62234 Phone (618) 344-1004 Fax (618) 344-1005


Are the samples chilled? YES NO With: Ice Blue Ice Preserved in: Lab Field

Teklab Inc
5445 Horseshoe Lake Road
Collinsville, IL 62234
Cooler Temp: Sampler: T. Carroll/B. Gillihan/J. Colp QC Level: 3

Project#: 23071340
Contact: Elizabeth Hurley Email: ehurley@teklabinc.com
Requested Due Date: Standad TAT Billing/PO: 34841 Phone: 618 344-1004 ext. 33
Comments: Please issue reports and invoices via email only
 Please analyze for Radium 22/228 per standard GW methods.
 Changes to methods must be approved by Teklab, Inc.
 Batch QC is required for all analyses requested. Excel EDD requested. IL site.

PLEASE NOTE:

NELAP accreditation is required on the requested analytes and must be documented as such on the final report. If your laboratory does not currently hold a NELAP accreditation for the requested method and/or analytes, please contact Teklab immediately. If your laboratory loses accreditation or is suspended for any analyte/method during the life of the contract, you must contact Teklab immediately.



Ra226/228

160-51003-01 Chain of Custody											

Lab Use	Sample ID	Sample Date/Time	Preservative	Matrix
	23071340-001A	8/7/23 1125	HNO3	Groundwater
	23071340-002A	8/7/23 1057	HNO3	Groundwater
	23071340-003A	8/4/23 1339	HNO3	Groundwater
	23071340-004A	8/4/23 1148	HNO3	Groundwater
	23071340-005A	8/4/23 1010	HNO3	Groundwater
	23071340-006A	8/4/23 0908	HNO3	Groundwater
	23071340-007A	8/4/23 1412	HNO3	Groundwater
	23071340-008A	8/4/23 1207	HNO3	Groundwater
	23071340-009A	8/3/23 1510	HNO3	Groundwater
	23071340-010A	8/4/23 1110	HNO3	Groundwater
	23071340-011A	8/7/23 1148	HNO3	Groundwater

*Relinquished By	Date/Time	Received By	Date/Time
<i>AMC</i>	8/8/23	<i>MS</i>	8-8-23 3:59
<i>Stanley</i>	8-9-23 9:35 am	<i>Stanley</i>	8-9-23 9:38

TEKLAB, INC. Chain of Custody

5445 Horseshoe Lake Road, Collinsville, IL 62234 Phone (618) 344-1004 Fax (618) 344-1005

Are the samples chilled? YES NO With: Ice Blue Ice Preserved in: Lab Field

Teklab Inc
5445 Horseshoe Lake Road
Collinsville, IL 62234

Project#: 23071340

Contact: Elizabeth Hurley
 Email: ehurley@teklabinc.com
 Requested Due Date: Standad TAT
 Billing/PO: 34841

Sampler: [T. Carroll/B. Gillihan/J. Colp] Cooler Temp: _____ QC Level: 3

Comments: **Please issue reports and invoices via email only**
 Please analyze for Radium 22/228 per standard GW methods.
 Changes to methods must be approved by Teklab, Inc.
 Batch QC is required for all analyses requested. Excel EDD requested. IL site.

Phone: (618) 344-1004 ext. 33

PLEASE NOTE:
 NELAP accreditation is required on the requested analytes and must be documented as such on the final report. If your laboratory does not currently hold a NELAP accreditation for the requested method and/or analytes, please contact Teklab immediately. If your laboratory loses accreditation or is suspended for any analyte/method during the life of the contract, you must contact Teklab immediately.

Ra226/228

Lab Use	Sample ID	Sample Date/Time	Preservative	Matrix	Relinquished By	Date/Time	Received By	Date/Time
	23071340-012A	8/4/23 1257	HNO3	Groundwater	[Signature]	8-8-23 3:59	[Signature]	8-8-23 3:59
	23071340-013A	8/3/23 1322	HNO3	Groundwater	[Signature]	8-9-23 9:38am	Bruce Langley	8-9-23 07:35
	23071340-014A	8/7/23 1231	HNO3	Groundwater				
	23071340-015A	8/4/23 0954	HNO3	Groundwater				
	23071340-016A	8/3/23 1433	HNO3	Groundwater				
	23071340-017A	8/3/23 1500	HNO3	Groundwater				
	23071340-018A	8/7/23 0957	HNO3	Groundwater				
	23071340-019A	8/7/23 1019	HNO3	Groundwater				
	23071340-020A	8/3/23 1555	HNO3	Groundwater				
	23071340-021A	8/3/23 1413	HNO3	Groundwater				
	23071340-022A	8/3/23 1438	HNO3	Groundwater				



TEKLAB, INC. Chain of Custody

5445 Horseshoe Lake Road, Collinsville, IL 62234 Phone (618) 344-1004 Fax (618) 344-1005

Are the samples chilled? YES NO With: Ice Blue Ice Preserved in: Lab Field

Teklab Inc
 5445 Horseshoe Lake Road
 Collinsville, IL 62234

Project#: 23071340

Contact: Elizabeth Hurley
 Requested Due Date: Standad TAT

Sampler: T. Carroll/B. Gillihan/J. Colp
 Cooler Temp:
 QC Level: 3

Comments: **Please issue reports and invoices via email only**
 Please analyze for Radium 22/228 per standard GW methods.
 Changes to methods must be approved by Teklab, Inc.
 Batch QC is required for all analyses requested. Excel EDD requested. IL site.

Phone: 618 344-1004 ext. 33 *limited volume

Email: ehurley@teklabinc.com
 Billing/PO: 34841

PLEASE NOTE:

NELAP accreditation is required on the requested analytes and must be documented as such on the final report. If your laboratory does not currently hold a NELAP accreditation for the requested method and/or analytes, please contact Teklab immediately. If your laboratory loses accreditation or is suspended for any analyte/method during the life of the contract, you must contact Teklab immediately.

Ra226/228	<input checked="" type="checkbox"/>	<input type="checkbox"/>	<input type="checkbox"/>	<input type="checkbox"/>	<input type="checkbox"/>	<input type="checkbox"/>	<input type="checkbox"/>	<input type="checkbox"/>	<input type="checkbox"/>	<input type="checkbox"/>	<input type="checkbox"/>	<input type="checkbox"/>	<input type="checkbox"/>	<input type="checkbox"/>	<input type="checkbox"/>	<input type="checkbox"/>	<input type="checkbox"/>	<input type="checkbox"/>	<input type="checkbox"/>
<input checked="" type="checkbox"/>	<input checked="" type="checkbox"/>	<input checked="" type="checkbox"/>	<input checked="" type="checkbox"/>	<input checked="" type="checkbox"/>	<input checked="" type="checkbox"/>	<input checked="" type="checkbox"/>	<input checked="" type="checkbox"/>	<input checked="" type="checkbox"/>	<input checked="" type="checkbox"/>	<input checked="" type="checkbox"/>	<input checked="" type="checkbox"/>	<input checked="" type="checkbox"/>	<input checked="" type="checkbox"/>	<input checked="" type="checkbox"/>	<input checked="" type="checkbox"/>	<input checked="" type="checkbox"/>	<input checked="" type="checkbox"/>	<input checked="" type="checkbox"/>	<input checked="" type="checkbox"/>

Lab Use	Sample ID	Sample Date/Time	Preservative	Matrix
	23071340-023A	8/4/23 0917	HNO3	Groundwater
	23071340-024A	8/4/23 1020	HNO3	Groundwater
	23071340-025A	8/3/23 1221	HNO3	Groundwater
	23071340-026A	8/3/23 1143	HNO3	Groundwater
	23071340-027A	8/3/23 1108	HNO3	Groundwater
	23071340-028A	8/3/23 1407	HNO3	Groundwater
	23071340-029A	Dry	HNO3	Groundwater
	23071340-030A	8/4/23 1116 *	HNO3	Groundwater
	23071340-031A	8/4/23 1323	HNO3	Groundwater
	23071340-032A	8/7/23 1303	HNO3	Groundwater
	23071340-033A	8/3/23 1239	HNO3	Groundwater

*Relinquished By	Date/Time	Received By	Date/Time
<i>[Signature]</i>	8/8/23	<i>[Signature]</i>	8-8-23 3:59
<i>[Signature]</i>	9-8-23 9:16 am	Basire Gonyea	8-9-23 8:38

Teklab maintains a strict policy of client confidentiality and as such does not provide client/sampler information without proper authorization, and proprietary rights, Teklab, Inc. protects clients' confidential information as directed by local, state or federal laws. (Teklab QAM Section 9.1, TNI V1 M2 Section 4.1.5 c)

SubCocRevA
 3/2/2016

1

2

3

4

5

6

7

8

9

10

11

12

Jayna Awalt

From: Elizabeth A. Hurley <EHurley@TekLabInc.com>
Sent: Friday, August 18, 2023 8:00 AM
To: Jayna Awalt
Subject: RE: Teklab WO# 23071340

Categories: Waiting on response

EXTERNAL EMAIL*

A quick follow-up... Once you receive the resample containers for 23070390 and 23071340, please cancel/do not report 23070390-001, 23070390-024, and 23071340-031. The resamples are replacing these. I understand that analyses have already been started and expect to be billed for them despite the cancellation for reporting.

I apologize for the inconvenience that this is causing.

Thanks, again!

Elizabeth Hurley
Director of Customer Service



Teklab, Inc.
5445 Horseshoe Lake Road
Collinsville, IL 62234
Phone: (618) 344-1004 Ext. 33
Cell: (618) 791-8119
Fax: (618) 344-1005
E-mail: ehurley@teklabinc.com
www.teklabinc.com

Confidentiality Notice: The information contained in this message is intended only for the use of the addressee, and may be confidential and/or privileged. If the reader of this message is not the intended recipient, or the employee or agent responsible to deliver it to the intended recipient, you are hereby notified that any dissemination, distribution or copying of this communication is strictly prohibited. If you have received this communication in error, please notify the sender immediately.

From: Elizabeth A. Hurley
Sent: Thursday, August 17, 2023 5:34 PM

To: 'Jayna Awalt' <Jayna.Awalt@et.eurofinsus.com>

Subject: RE: Teklab WO# 23071340

Thanks for the note, Jayna. It sounds like they might have gotten left behind but will be delivered tomorrow (Friday) with the 23070390 resamples.

Have a great day!

Elizabeth Hurley
Director of Customer Service



Teklab, Inc.
5445 Horseshoe Lake Road
Collinsville, IL 62234
Phone: (618) 344-1004 Ext. 33
Cell: (618) 791-8119
Fax: (618) 344-1005
E-mail: ehurley@teklabinc.com
www.teklabinc.com

Confidentiality Notice: The information contained in this message is intended only for the use of the addressee, and may be confidential and/or privileged. If the reader of this message is not the intended recipient, or the employee or agent responsible to deliver it to the intended recipient, you are hereby notified that any dissemination, distribution or copying of this communication is strictly prohibited. If you have received this communication in error, please notify the sender immediately.

From: Jayna Awalt <Jayna.Awalt@et.eurofinsus.com>
Sent: Thursday, August 17, 2023 5:16 PM
To: Elizabeth A. Hurley <EHurley@TekLabInc.com>
Cc: Jayna Awalt <Jayna.Awalt@et.eurofinsus.com>
Subject: RE: Teklab WO# 23071340
Importance: High

We still have not received this re-sample. Can you let me know when it is coming?

Also, we are not typically here after 5pm. I know 6 coolers got dropped off yesterday evening at 530pm. Someone happened to be here but just FYI typically they are not.

Thanks,

Jayna K. Awalt
Senior Project Manager
Eurofins TestAmerica St. Louis

Phone: 314-298-8566
Direct: 314-787-8277

E-mail: Jayna.Awalt@ET.EurofinsUS.com

From: Elizabeth A. Hurley <EHurley@TekLabInc.com>
Sent: Tuesday, August 15, 2023 10:41 AM
To: Jayna Awalt <Jayna.Awalt@et.eurofinsus.com>
Subject: RE: Teklab WO# 23071340

EXTERNAL EMAIL*

Understood, Jayna. Thanks so much for your help. Hopefully, this is the only time we have to do this type of resampling.

Have a great day!

Elizabeth Hurley
Director of Customer Service



Teklab, Inc.
5445 Horseshoe Lake Road
Collinsville, IL 62234
Phone: (618) 344-1004 Ext. 33
Cell: (618) 791-8119
Fax: (618) 344-1005
E-mail: ehurley@teklabinc.com
www.teklabinc.com

Confidentiality Notice: The information contained in this message is intended only for the use of the addressee, and may be confidential and/or privileged. If the reader of this message is not the intended recipient, or the employee or agent responsible to deliver it to the intended recipient, you are hereby notified that any dissemination, distribution or copying of this communication is strictly prohibited. If you have received this communication in error, please notify the sender immediately.

From: Jayna Awalt <Jayna.Awalt@et.eurofinsus.com>
Sent: Tuesday, August 15, 2023 10:33 AM
To: Elizabeth A. Hurley <EHurley@TekLabInc.com>
Subject: RE: Teklab WO# 23071340

Good morning Elizabeth,

I can have that sample added to SDG 160-51003 with the other 23071340 WO samples. This will create a new job start date and once received we will restart the 20 BD TAT.

Thanks,

Jayna K. Awalt
Senior Project Manager
Eurofins TestAmerica St. Louis

Phone: 314-298-8566
Direct: 314-787-8277

E-mail: Jayna.Awalt@ET.EurofinsUS.com

From: Elizabeth A. Hurley <EHurley@TekLabInc.com>
Sent: Tuesday, August 15, 2023 7:55 AM
To: Jayna Awalt <Jayna.Awalt@et.eurofinsus.com>
Subject: Teklab WO# 23071340

EXTERNAL EMAIL*

Good morning, Jayna,

Teklab is required to resample at one location for WO# 23071340 and keep it on the original WO# for final reporting. We'll be delivering 23071340-045 to Eurofins-STL tomorrow or Thursday. Please include it with the original WO# and invoice. The fastest TAT available is requested in order to help expedite final reporting. We understand the constraints of the analytical process.

Thanks.

Have a great day!

Elizabeth Hurley
Director of Customer Service



Teklab, Inc.
5445 Horseshoe Lake Road
Collinsville, IL 62234
Phone: (618) 344-1004 Ext. 33
Cell: (618) 791-8119
Fax: (618) 344-1005
E-mail: ehurley@teklabinc.com
www.teklabinc.com

Confidentiality Notice: The information contained in this message is intended only for the use of the addressee, and may be confidential and/or privileged. If the reader of this message is not the intended recipient, or the employee or agent responsible to deliver it to the intended recipient, you are hereby notified that any dissemination, distribution or

copying of this communication is strictly prohibited. If you have received this communication in error, please notify the sender immediately.

1
2
3
4
5
6
7
8
9
10
11
12

* WARNING - EXTERNAL: This email originated from outside of Eurofins Environment Testing America. Do not click any links or open any attachments unless you trust the sender and know that the content is safe!

* WARNING - EXTERNAL: This email originated from outside of Eurofins Environment Testing America. Do not click any links or open any attachments unless you trust the sender and know that the content is safe!

* WARNING - EXTERNAL: This email originated from outside of Eurofins Environment Testing America. Do not click any links or open any attachments unless you trust the sender and know that the content is safe!

APPENDIX A.
ANNUAL GROUNDWATER MONITORING AND CORRECTIVE ACTION REPORT
BALDWIN POWER PLANT, BOTTOM ASH POND
BAL-257-601

Login Sample Receipt Checklist

Client: TekLab, Inc

Job Number: 160-51003-1
SDG Number: 23071340

Login Number: 51003
List Number: 1
Creator: Worthington, Sierra M

List Source: Eurofins St. Louis

Question	Answer	Comment
Radioactivity wasn't checked or is <=/ background as measured by a survey meter.	True	
The cooler's custody seal, if present, is intact.	True	
Sample custody seals, if present, are intact.	True	
The cooler or samples do not appear to have been compromised or tampered with.	True	
Samples were received on ice.	N/A	Rec sample 038A on 8/18 at 1430 added to current job per client request
Cooler Temperature is acceptable.	True	
Cooler Temperature is recorded.	True	
COC is present.	True	
COC is filled out in ink and legible.	True	
COC is filled out with all pertinent information.	True	
Is the Field Sampler's name present on COC?	True	
There are no discrepancies between the containers received and the COC.	True	
Samples are received within Holding Time (excluding tests with immediate HTs)	True	
Sample containers have legible labels.	True	
Containers are not broken or leaking.	True	
Sample collection date/times are provided.	True	
Appropriate sample containers are used.	True	
Sample bottles are completely filled.	False	Limited volume received for sample 23071340-030A (700mL).
Sample Preservation Verified.	True	Samples 23071340-023/23071340-024 were preserved upon arrival.
There is sufficient vol. for all requested analyses, incl. any requested MS/MSDs	False	Sample 23071340-030A will require a reduced aliquot.
Containers requiring zero headspace have no headspace or bubble is <6mm (1/4").	N/A	
Multiphasic samples are not present.	True	
Samples do not require splitting or compositing.	True	
Residual Chlorine Checked.	N/A	

Definitions/Glossary

Client: TekLab, Inc
 Project/Site: Radium-226 and Radium-228

Job ID: 160-51003-1
 Date: 10/25/2021
 SDG: 23071340

Qualifiers

Rad

Qualifier	Qualifier Description
G	The Sample MDC is greater than the requested RL.
U	Result is less than the sample detection limit.

Glossary

Abbreviation	These commonly used abbreviations may or may not be present in this report.
α	Listed under the "D" column to designate that the result is reported on a dry weight basis
%R	Percent Recovery
CFL	Contains Free Liquid
CFU	Colony Forming Unit
CNF	Contains No Free Liquid
DER	Duplicate Error Ratio (normalized absolute difference)
Dil Fac	Dilution Factor
DL	Detection Limit (DoD/DOE)
DL, RA, RE, IN	Indicates a Dilution, Re-analysis, Re-extraction, or additional Initial metals/anion analysis of the sample
DLC	Decision Level Concentration (Radiochemistry)
EDL	Estimated Detection Limit (Dioxin)
LOD	Limit of Detection (DoD/DOE)
LOQ	Limit of Quantitation (DoD/DOE)
MCL	EPA recommended "Maximum Contaminant Level"
MDA	Minimum Detectable Activity (Radiochemistry)
MDC	Minimum Detectable Concentration (Radiochemistry)
MDL	Method Detection Limit
ML	Minimum Level (Dioxin)
MPN	Most Probable Number
MQL	Method Quantitation Limit
NC	Not Calculated
ND	Not Detected at the reporting limit (or MDL or EDL if shown)
NEG	Negative / Absent
POS	Positive / Present
PQL	Practical Quantitation Limit
PRES	Presumptive
QC	Quality Control
RER	Relative Error Ratio (Radiochemistry)
RL	Reporting Limit or Requested Limit (Radiochemistry)
RPD	Relative Percent Difference, a measure of the relative difference between two points
TEF	Toxicity Equivalent Factor (Dioxin)
TEQ	Toxicity Equivalent Quotient (Dioxin)
TNTC	Too Numerous To Count

Client: TekLab, Inc
 Project/Site: Radium-226 and Radium-228

Job ID: 160-51003-1
 SDG: 23071340

Method Summary

Method	Method Description	Protocol	Laboratory
903.0	Radium-226 (GFPC)	EPA	EET SL
904.0	Radium-228 (GFPC)	EPA	EET SL
Ra226_Ra228 Pos	Combined Radium-226 and Radium-228	TAL-STL	EET SL
PrecSep_0	Preparation, Precipitate Separation	None	EET SL
PrecSep-21	Preparation, Precipitate Separation (21-Day In-Growth)	None	EET SL

Protocol References:

- EPA = US Environmental Protection Agency
- None = None
- TAL-STL = TestAmerica Laboratories, St. Louis, Facility Standard Operating Procedure.

Laboratory References:

- EET SL = Eurofins St. Louis, 13715 Rider Trail North, Earth City, MO 63045, TEL (314)298-8566



Client: TekLab, Inc
 Project/Site: Radium-226 and Radium-228

Lab ID: 160-51003-1
 SDG: 23071340

Lab Sample ID	Client Sample ID	Matrix	Collected	Received
160-51003-1	23071340-001A	Water	08/07/23 11:25	08/18/23 14:30
160-51003-2	23071340-002A	Water	08/07/23 10:57	08/18/23 14:30
160-51003-3	23071340-003A	Water	08/04/23 13:39	08/18/23 14:30
160-51003-4	23071340-004A	Water	08/04/23 11:48	08/18/23 14:30
160-51003-5	23071340-005A	Water	08/04/23 10:10	08/18/23 14:30
160-51003-6	23071340-006A	Water	08/04/23 09:21	08/18/23 14:30
160-51003-7	23071340-007A	Water	08/04/23 14:12	08/18/23 14:30
160-51003-8	23071340-008A	Water	08/04/23 12:07	08/18/23 14:30
160-51003-9	23071340-009A	Water	08/03/23 15:10	08/18/23 14:30
160-51003-10	23071340-010A	Water	08/04/23 11:10	08/18/23 14:30
160-51003-11	23071340-011A	Water	08/07/23 11:48	08/18/23 14:30
160-51003-12	23071340-012A	Water	08/04/23 12:57	08/18/23 14:30
160-51003-13	23071340-013A	Water	08/03/23 13:22	08/18/23 14:30
160-51003-14	23071340-014A	Water	08/07/23 12:31	08/18/23 14:30
160-51003-15	23071340-015A	Water	08/04/23 09:54	08/18/23 14:30
160-51003-16	23071340-016A	Water	08/03/23 14:33	08/18/23 14:30
160-51003-17	23071340-017A	Water	08/03/23 15:00	08/18/23 14:30
160-51003-18	23071340-018A	Water	08/07/23 10:19	08/18/23 14:30
160-51003-19	23071340-019A	Water	08/07/23 09:57	08/18/23 14:30
160-51003-20	23071340-020A	Water	08/03/23 15:55	08/18/23 14:30
160-51003-21	23071340-021A	Water	08/03/23 14:13	08/18/23 14:30
160-51003-22	23071340-022A	Water	08/03/23 14:38	08/18/23 14:30
160-51003-23	23071340-023A	Water	08/04/23 09:17	08/18/23 14:30
160-51003-24	23071340-024A	Water	08/04/23 10:20	08/18/23 14:30
160-51003-25	23071340-025A	Water	08/03/23 12:21	08/18/23 14:30
160-51003-26	23071340-026A	Water	08/03/23 11:43	08/18/23 14:30
160-51003-27	23071340-027A	Water	08/03/23 11:07	08/18/23 14:30
160-51003-28	23071340-028A	Water	08/03/23 14:07	08/18/23 14:30
160-51003-30	23071340-030A	Water	08/04/23 11:16	08/18/23 14:30
160-51003-32	23071340-032A	Water	08/07/23 13:03	08/18/23 14:30
160-51003-33	23071340-033A	Water	08/03/23 12:39	08/18/23 14:30
160-51003-34	23071340-034A	Water	08/03/23 13:14	08/18/23 14:30
160-51003-35	23071340-035A	Water	08/03/23 13:39	08/18/23 14:30
160-51003-36	23071340-036A	Water	08/07/23 13:30	08/18/23 14:30
160-51003-37	23071340-037A	Water	08/03/23 15:10	08/18/23 14:30
160-51003-38	23071340-038A	Water	08/15/23 12:37	08/18/23 14:30



Client Sample Results

APPENDIX A.
 INITIAL GROUNDWATER MONITORING AND CORRECTIVE ACTION REPORT
 BALDWIN POWER PLANT, BOTTOM ASH POND

Client: TekLab, Inc
 Project/Site: Radium-226 and Radium-228

Lab ID: 160-51003-1
 Job ID: 160-51003-1
 SDG: 23071340

Client Sample ID: 23071340-001A

Lab Sample ID: 160-51003-1

Date Collected: 08/07/23 11:25

Matrix: Water

Date Received: 08/18/23 14:30

Method: EPA 903.0 - Radium-226 (GFPC)

Analyte	Result	Qualifier	Count Uncert. (2σ+/-)	Total Uncert. (2σ+/-)	RL	MDC	Unit	Prepared	Analyzed	Dil Fac
Radium-226	0.0667	U	0.0829	0.0832	1.00	0.137	pCi/L	08/10/23 09:37	09/01/23 11:56	1
Carrier	%Yield	Qualifier	Limits					Prepared	Analyzed	Dil Fac
Ba Carrier	85.3		30 - 110					08/10/23 09:37	09/01/23 11:56	1

Method: EPA 904.0 - Radium-228 (GFPC)

Analyte	Result	Qualifier	Count Uncert. (2σ+/-)	Total Uncert. (2σ+/-)	RL	MDC	Unit	Prepared	Analyzed	Dil Fac
Radium-228	0.510	U	0.406	0.409	1.00	0.628	pCi/L	08/10/23 09:40	08/23/23 14:37	1
Carrier	%Yield	Qualifier	Limits					Prepared	Analyzed	Dil Fac
Ba Carrier	85.3		30 - 110					08/10/23 09:40	08/23/23 14:37	1
Y Carrier	82.2		30 - 110					08/10/23 09:40	08/23/23 14:37	1

Method: TAL-STL Ra226_Ra228 Pos - Combined Radium-226 and Radium-228

Analyte	Result	Qualifier	Count Uncert. (2σ+/-)	Total Uncert. (2σ+/-)	RL	MDC	Unit	Prepared	Analyzed	Dil Fac
Radium 226 and 228	0.576	U	0.414	0.417	5.00	0.628	pCi/L		09/15/23 17:00	1

Client Sample ID: 23071340-002A

Lab Sample ID: 160-51003-2

Date Collected: 08/07/23 10:57

Matrix: Water

Date Received: 08/18/23 14:30

Method: EPA 903.0 - Radium-226 (GFPC)

Analyte	Result	Qualifier	Count Uncert. (2σ+/-)	Total Uncert. (2σ+/-)	RL	MDC	Unit	Prepared	Analyzed	Dil Fac
Radium-226	0.615		0.259	0.265	1.00	0.262	pCi/L	08/10/23 09:37	09/01/23 11:56	1
Carrier	%Yield	Qualifier	Limits					Prepared	Analyzed	Dil Fac
Ba Carrier	59.8		30 - 110					08/10/23 09:37	09/01/23 11:56	1

Method: EPA 904.0 - Radium-228 (GFPC)

Analyte	Result	Qualifier	Count Uncert. (2σ+/-)	Total Uncert. (2σ+/-)	RL	MDC	Unit	Prepared	Analyzed	Dil Fac
Radium-228	0.528	U G	0.949	0.950	1.00	1.64	pCi/L	08/10/23 09:40	08/23/23 14:38	1
Carrier	%Yield	Qualifier	Limits					Prepared	Analyzed	Dil Fac
Ba Carrier	59.8		30 - 110					08/10/23 09:40	08/23/23 14:38	1
Y Carrier	80.0		30 - 110					08/10/23 09:40	08/23/23 14:38	1

Method: TAL-STL Ra226_Ra228 Pos - Combined Radium-226 and Radium-228

Analyte	Result	Qualifier	Count Uncert. (2σ+/-)	Total Uncert. (2σ+/-)	RL	MDC	Unit	Prepared	Analyzed	Dil Fac
Radium 226 and 228	1.14	U	0.984	0.986	5.00	1.64	pCi/L		09/15/23 17:00	1

Eurofins St. Louis

Client Sample Results

APPENDIX A.

ANNUAL GROUNDWATER MONITORING AND CORRECTIVE ACTION REPORT
BALDWIN POWER PLANT, BOTTOM ASH POND

Client: TekLab, Inc
Project/Site: Radium-226 and Radium-228

Lab ID: 160-51003-1
SDG: 23071340

Client Sample ID: 23071340-003A

Lab Sample ID: 160-51003-3

Date Collected: 08/04/23 13:39

Matrix: Water

Date Received: 08/18/23 14:30

Method: EPA 903.0 - Radium-226 (GFPC)

Analyte	Result	Qualifier	Count Uncert. (2σ+/-)	Total Uncert. (2σ+/-)	RL	MDC	Unit	Prepared	Analyzed	Dil Fac
Radium-226	0.0488	U	0.121	0.121	1.00	0.226	pCi/L	08/10/23 09:37	09/01/23 11:56	1
Carrier	%Yield	Qualifier	Limits					Prepared	Analyzed	Dil Fac
Ba Carrier	80.9		30 - 110					08/10/23 09:37	09/01/23 11:56	1

Method: EPA 904.0 - Radium-228 (GFPC)

Analyte	Result	Qualifier	Count Uncert. (2σ+/-)	Total Uncert. (2σ+/-)	RL	MDC	Unit	Prepared	Analyzed	Dil Fac
Radium-228	0.549	U G	0.777	0.778	1.00	1.31	pCi/L	08/10/23 09:40	08/23/23 14:39	1
Carrier	%Yield	Qualifier	Limits					Prepared	Analyzed	Dil Fac
Ba Carrier	80.9		30 - 110					08/10/23 09:40	08/23/23 14:39	1
Y Carrier	81.1		30 - 110					08/10/23 09:40	08/23/23 14:39	1

Method: TAL-STL Ra226_Ra228 Pos - Combined Radium-226 and Radium-228

Analyte	Result	Qualifier	Count Uncert. (2σ+/-)	Total Uncert. (2σ+/-)	RL	MDC	Unit	Prepared	Analyzed	Dil Fac
Radium 226 and 228	0.598	U	0.786	0.787	5.00	1.31	pCi/L		09/15/23 17:00	1

Client Sample ID: 23071340-004A

Lab Sample ID: 160-51003-4

Date Collected: 08/04/23 11:48

Matrix: Water

Date Received: 08/18/23 14:30

Method: EPA 903.0 - Radium-226 (GFPC)

Analyte	Result	Qualifier	Count Uncert. (2σ+/-)	Total Uncert. (2σ+/-)	RL	MDC	Unit	Prepared	Analyzed	Dil Fac
Radium-226	0.0466	U	0.0629	0.0631	1.00	0.106	pCi/L	08/10/23 09:37	09/01/23 11:56	1
Carrier	%Yield	Qualifier	Limits					Prepared	Analyzed	Dil Fac
Ba Carrier	83.8		30 - 110					08/10/23 09:37	09/01/23 11:56	1

Method: EPA 904.0 - Radium-228 (GFPC)

Analyte	Result	Qualifier	Count Uncert. (2σ+/-)	Total Uncert. (2σ+/-)	RL	MDC	Unit	Prepared	Analyzed	Dil Fac
Radium-228	0.201	U	0.305	0.305	1.00	0.520	pCi/L	08/10/23 09:40	08/23/23 14:39	1
Carrier	%Yield	Qualifier	Limits					Prepared	Analyzed	Dil Fac
Ba Carrier	83.8		30 - 110					08/10/23 09:40	08/23/23 14:39	1
Y Carrier	78.5		30 - 110					08/10/23 09:40	08/23/23 14:39	1

Method: TAL-STL Ra226_Ra228 Pos - Combined Radium-226 and Radium-228

Analyte	Result	Qualifier	Count Uncert. (2σ+/-)	Total Uncert. (2σ+/-)	RL	MDC	Unit	Prepared	Analyzed	Dil Fac
Radium 226 and 228	0.247	U	0.311	0.311	5.00	0.520	pCi/L		09/15/23 17:00	1

Eurofins St. Louis

Client Sample Results

APPENDIX A.

ANNUAL GROUNDWATER MONITORING AND CORRECTIVE ACTION REPORT
BALDWIN POWER PLANT, BOTTOM ASH POND

Client: TekLab, Inc
Project/Site: Radium-226 and Radium-228

Lab ID: 160-51003-1
SDG: 23071340

Client Sample ID: 23071340-005A

Lab Sample ID: 160-51003-5

Date Collected: 08/04/23 10:10

Matrix: Water

Date Received: 08/18/23 14:30

Method: EPA 903.0 - Radium-226 (GFPC)

Analyte	Result	Qualifier	Count Uncert. (2σ+/-)	Total Uncert. (2σ+/-)	RL	MDC	Unit	Prepared	Analyzed	Dil Fac
Radium-226	0.353	U	0.326	0.327	1.00	0.506	pCi/L	08/10/23 09:37	09/01/23 11:56	1
Carrier	%Yield	Qualifier	Limits					Prepared	Analyzed	Dil Fac
Ba Carrier	46.3		30 - 110					08/10/23 09:37	09/01/23 11:56	1

Method: EPA 904.0 - Radium-228 (GFPC)

Analyte	Result	Qualifier	Count Uncert. (2σ+/-)	Total Uncert. (2σ+/-)	RL	MDC	Unit	Prepared	Analyzed	Dil Fac
Radium-228	2.26	U G	1.52	1.54	1.00	2.29	pCi/L	08/10/23 09:40	08/23/23 14:39	1
Carrier	%Yield	Qualifier	Limits					Prepared	Analyzed	Dil Fac
Ba Carrier	46.3		30 - 110					08/10/23 09:40	08/23/23 14:39	1
Y Carrier	80.7		30 - 110					08/10/23 09:40	08/23/23 14:39	1

Method: TAL-STL Ra226_Ra228 Pos - Combined Radium-226 and Radium-228

Analyte	Result	Qualifier	Count Uncert. (2σ+/-)	Total Uncert. (2σ+/-)	RL	MDC	Unit	Prepared	Analyzed	Dil Fac
Radium 226 and 228	2.61		1.55	1.57	5.00	2.29	pCi/L		09/15/23 17:00	1

Client Sample ID: 23071340-006A

Lab Sample ID: 160-51003-6

Date Collected: 08/04/23 09:21

Matrix: Water

Date Received: 08/18/23 14:30

Method: EPA 903.0 - Radium-226 (GFPC)

Analyte	Result	Qualifier	Count Uncert. (2σ+/-)	Total Uncert. (2σ+/-)	RL	MDC	Unit	Prepared	Analyzed	Dil Fac
Radium-226	0.0295	U	0.0721	0.0721	1.00	0.132	pCi/L	08/10/23 09:37	09/01/23 11:56	1
Carrier	%Yield	Qualifier	Limits					Prepared	Analyzed	Dil Fac
Ba Carrier	84.8		30 - 110					08/10/23 09:37	09/01/23 11:56	1

Method: EPA 904.0 - Radium-228 (GFPC)

Analyte	Result	Qualifier	Count Uncert. (2σ+/-)	Total Uncert. (2σ+/-)	RL	MDC	Unit	Prepared	Analyzed	Dil Fac
Radium-228	0.107	U	0.341	0.341	1.00	0.612	pCi/L	08/10/23 09:40	08/23/23 14:39	1
Carrier	%Yield	Qualifier	Limits					Prepared	Analyzed	Dil Fac
Ba Carrier	84.8		30 - 110					08/10/23 09:40	08/23/23 14:39	1
Y Carrier	77.4		30 - 110					08/10/23 09:40	08/23/23 14:39	1

Method: TAL-STL Ra226_Ra228 Pos - Combined Radium-226 and Radium-228

Analyte	Result	Qualifier	Count Uncert. (2σ+/-)	Total Uncert. (2σ+/-)	RL	MDC	Unit	Prepared	Analyzed	Dil Fac
Radium 226 and 228	0.137	U	0.349	0.349	5.00	0.612	pCi/L		09/15/23 17:00	1

Eurofins St. Louis

Client Sample Results

APPENDIX A.

ANNUAL GROUNDWATER MONITORING AND CORRECTIVE ACTION REPORT
BALDWIN POWER PLANT, BOTTOM ASH POND

Client: TekLab, Inc
Project/Site: Radium-226 and Radium-228

Lab ID: 160-51003-1
SDG: 23071340

Client Sample ID: 23071340-007A

Lab Sample ID: 160-51003-7

Date Collected: 08/04/23 14:12

Matrix: Water

Date Received: 08/18/23 14:30

Method: EPA 903.0 - Radium-226 (GFPC)

Analyte	Result	Qualifier	Count Uncert. (2σ+/-)	Total Uncert. (2σ+/-)	RL	MDC	Unit	Prepared	Analyzed	Dil Fac
Radium-226	0.337	U	0.291	0.292	1.00	0.431	pCi/L	08/10/23 09:37	09/01/23 11:56	1
Carrier	%Yield	Qualifier	Limits					Prepared	Analyzed	Dil Fac
Ba Carrier	38.5		30 - 110					08/10/23 09:37	09/01/23 11:56	1

Method: EPA 904.0 - Radium-228 (GFPC)

Analyte	Result	Qualifier	Count Uncert. (2σ+/-)	Total Uncert. (2σ+/-)	RL	MDC	Unit	Prepared	Analyzed	Dil Fac
Radium-228	0.842	U G	1.52	1.52	1.00	2.63	pCi/L	08/10/23 09:40	08/23/23 14:39	1
Carrier	%Yield	Qualifier	Limits					Prepared	Analyzed	Dil Fac
Ba Carrier	38.5		30 - 110					08/10/23 09:40	08/23/23 14:39	1
Y Carrier	75.1		30 - 110					08/10/23 09:40	08/23/23 14:39	1

Method: TAL-STL Ra226_Ra228 Pos - Combined Radium-226 and Radium-228

Analyte	Result	Qualifier	Count Uncert. (2σ+/-)	Total Uncert. (2σ+/-)	RL	MDC	Unit	Prepared	Analyzed	Dil Fac
Radium 226 and 228	1.18	U	1.55	1.55	5.00	2.63	pCi/L		09/15/23 17:00	1

Client Sample ID: 23071340-008A

Lab Sample ID: 160-51003-8

Date Collected: 08/04/23 12:07

Matrix: Water

Date Received: 08/18/23 14:30

Method: EPA 903.0 - Radium-226 (GFPC)

Analyte	Result	Qualifier	Count Uncert. (2σ+/-)	Total Uncert. (2σ+/-)	RL	MDC	Unit	Prepared	Analyzed	Dil Fac
Radium-226	0.210		0.109	0.110	1.00	0.135	pCi/L	08/10/23 09:37	09/01/23 11:56	1
Carrier	%Yield	Qualifier	Limits					Prepared	Analyzed	Dil Fac
Ba Carrier	79.7		30 - 110					08/10/23 09:37	09/01/23 11:56	1

Method: EPA 904.0 - Radium-228 (GFPC)

Analyte	Result	Qualifier	Count Uncert. (2σ+/-)	Total Uncert. (2σ+/-)	RL	MDC	Unit	Prepared	Analyzed	Dil Fac
Radium-228	0.435	U	0.391	0.393	1.00	0.614	pCi/L	08/10/23 09:40	08/23/23 14:39	1
Carrier	%Yield	Qualifier	Limits					Prepared	Analyzed	Dil Fac
Ba Carrier	79.7		30 - 110					08/10/23 09:40	08/23/23 14:39	1
Y Carrier	80.7		30 - 110					08/10/23 09:40	08/23/23 14:39	1

Method: TAL-STL Ra226_Ra228 Pos - Combined Radium-226 and Radium-228

Analyte	Result	Qualifier	Count Uncert. (2σ+/-)	Total Uncert. (2σ+/-)	RL	MDC	Unit	Prepared	Analyzed	Dil Fac
Radium 226 and 228	0.645		0.406	0.408	5.00	0.614	pCi/L		09/15/23 17:00	1

Eurofins St. Louis

Client Sample Results

APPENDIX A.

MINIHAL GROUNDWATER MONITORING AND CORRECTIVE ACTION REPORT
BALDWIN POWER PLANT, BOTTOM ASH POND

Client: TekLab, Inc
Project/Site: Radium-226 and Radium-228

Lab ID: 160-51003-1
SDG: 23071340

Client Sample ID: 23071340-009A

Lab Sample ID: 160-51003-9

Date Collected: 08/03/23 15:10

Matrix: Water

Date Received: 08/18/23 14:30

Method: EPA 903.0 - Radium-226 (GFPC)

Analyte	Result	Qualifier	Count Uncert. (2σ+/-)	Total Uncert. (2σ+/-)	RL	MDC	Unit	Prepared	Analyzed	Dil Fac
Radium-226	0.210		0.113	0.115	1.00	0.149	pCi/L	08/10/23 09:37	09/01/23 11:55	1
Carrier	%Yield	Qualifier	Limits					Prepared	Analyzed	Dil Fac
Ba Carrier	88.2		30 - 110					08/10/23 09:37	09/01/23 11:55	1

Method: EPA 904.0 - Radium-228 (GFPC)

Analyte	Result	Qualifier	Count Uncert. (2σ+/-)	Total Uncert. (2σ+/-)	RL	MDC	Unit	Prepared	Analyzed	Dil Fac
Radium-228	0.728		0.406	0.411	1.00	0.571	pCi/L	08/10/23 09:40	08/23/23 14:39	1
Carrier	%Yield	Qualifier	Limits					Prepared	Analyzed	Dil Fac
Ba Carrier	88.2		30 - 110					08/10/23 09:40	08/23/23 14:39	1
Y Carrier	78.9		30 - 110					08/10/23 09:40	08/23/23 14:39	1

Method: TAL-STL Ra226_Ra228 Pos - Combined Radium-226 and Radium-228

Analyte	Result	Qualifier	Count Uncert. (2σ+/-)	Total Uncert. (2σ+/-)	RL	MDC	Unit	Prepared	Analyzed	Dil Fac
Radium 226 and 228	0.937		0.421	0.427	5.00	0.571	pCi/L		09/15/23 17:00	1

Client Sample ID: 23071340-010A

Lab Sample ID: 160-51003-10

Date Collected: 08/04/23 11:10

Matrix: Water

Date Received: 08/18/23 14:30

Method: EPA 903.0 - Radium-226 (GFPC)

Analyte	Result	Qualifier	Count Uncert. (2σ+/-)	Total Uncert. (2σ+/-)	RL	MDC	Unit	Prepared	Analyzed	Dil Fac
Radium-226	0.0397	U	0.0758	0.0758	1.00	0.134	pCi/L	08/10/23 09:37	09/01/23 11:52	1
Carrier	%Yield	Qualifier	Limits					Prepared	Analyzed	Dil Fac
Ba Carrier	84.8		30 - 110					08/10/23 09:37	09/01/23 11:52	1

Method: EPA 904.0 - Radium-228 (GFPC)

Analyte	Result	Qualifier	Count Uncert. (2σ+/-)	Total Uncert. (2σ+/-)	RL	MDC	Unit	Prepared	Analyzed	Dil Fac
Radium-228	0.204	U	0.379	0.379	1.00	0.652	pCi/L	08/10/23 09:40	08/23/23 14:42	1
Carrier	%Yield	Qualifier	Limits					Prepared	Analyzed	Dil Fac
Ba Carrier	84.8		30 - 110					08/10/23 09:40	08/23/23 14:42	1
Y Carrier	79.6		30 - 110					08/10/23 09:40	08/23/23 14:42	1

Method: TAL-STL Ra226_Ra228 Pos - Combined Radium-226 and Radium-228

Analyte	Result	Qualifier	Count Uncert. (2σ+/-)	Total Uncert. (2σ+/-)	RL	MDC	Unit	Prepared	Analyzed	Dil Fac
Radium 226 and 228	0.243	U	0.387	0.387	5.00	0.652	pCi/L		09/15/23 17:00	1

Eurofins St. Louis

Client Sample Results

Client: TekLab, Inc
 Project/Site: Radium-226 and Radium-228

Lab ID: 160-51003-1
 SDG: 23071340

Client Sample ID: 23071340-011A
 Date Collected: 08/07/23 11:48
 Date Received: 08/18/23 14:30

Lab Sample ID: 160-51003-11
 Matrix: Water

Method: EPA 903.0 - Radium-226 (GFPC)

Analyte	Result	Qualifier	Count Uncert. (2σ+/-)	Total Uncert. (2σ+/-)	RL	MDC	Unit	Prepared	Analyzed	Dil Fac
Radium-226	0.668		0.156	0.167	1.00	0.125	pCi/L	08/10/23 09:37	09/01/23 11:52	1
Carrier	%Yield	Qualifier	Limits					Prepared	Analyzed	Dil Fac
Ba Carrier	86.5		30 - 110					08/10/23 09:37	09/01/23 11:52	1

Method: EPA 904.0 - Radium-228 (GFPC)

Analyte	Result	Qualifier	Count Uncert. (2σ+/-)	Total Uncert. (2σ+/-)	RL	MDC	Unit	Prepared	Analyzed	Dil Fac
Radium-228	1.08		0.435	0.446	1.00	0.546	pCi/L	08/10/23 09:40	08/23/23 14:42	1
Carrier	%Yield	Qualifier	Limits					Prepared	Analyzed	Dil Fac
Ba Carrier	86.5		30 - 110					08/10/23 09:40	08/23/23 14:42	1
Y Carrier	80.7		30 - 110					08/10/23 09:40	08/23/23 14:42	1

Method: TAL-STL Ra226_Ra228 Pos - Combined Radium-226 and Radium-228

Analyte	Result	Qualifier	Count Uncert. (2σ+/-)	Total Uncert. (2σ+/-)	RL	MDC	Unit	Prepared	Analyzed	Dil Fac
Radium 226 and 228	1.75		0.462	0.476	5.00	0.546	pCi/L		09/15/23 17:00	1

Client Sample ID: 23071340-012A
 Date Collected: 08/04/23 12:57
 Date Received: 08/18/23 14:30

Lab Sample ID: 160-51003-12
 Matrix: Water

Method: EPA 903.0 - Radium-226 (GFPC)

Analyte	Result	Qualifier	Count Uncert. (2σ+/-)	Total Uncert. (2σ+/-)	RL	MDC	Unit	Prepared	Analyzed	Dil Fac
Radium-226	0.558		0.149	0.157	1.00	0.134	pCi/L	08/10/23 09:37	09/01/23 11:52	1
Carrier	%Yield	Qualifier	Limits					Prepared	Analyzed	Dil Fac
Ba Carrier	83.3		30 - 110					08/10/23 09:37	09/01/23 11:52	1

Method: EPA 904.0 - Radium-228 (GFPC)

Analyte	Result	Qualifier	Count Uncert. (2σ+/-)	Total Uncert. (2σ+/-)	RL	MDC	Unit	Prepared	Analyzed	Dil Fac
Radium-228	0.108	U	0.403	0.404	1.00	0.722	pCi/L	08/10/23 09:40	08/23/23 14:42	1
Carrier	%Yield	Qualifier	Limits					Prepared	Analyzed	Dil Fac
Ba Carrier	83.3		30 - 110					08/10/23 09:40	08/23/23 14:42	1
Y Carrier	74.8		30 - 110					08/10/23 09:40	08/23/23 14:42	1

Method: TAL-STL Ra226_Ra228 Pos - Combined Radium-226 and Radium-228

Analyte	Result	Qualifier	Count Uncert. (2σ+/-)	Total Uncert. (2σ+/-)	RL	MDC	Unit	Prepared	Analyzed	Dil Fac
Radium 226 and 228	0.665	U	0.430	0.433	5.00	0.722	pCi/L		09/15/23 17:00	1

Client Sample Results

APPENDIX A.

ANNUAL GROUNDWATER MONITORING AND CORRECTIVE ACTION REPORT
BALDWIN POWER PLANT, BOTTOM ASH POND

Client: TekLab, Inc
Project/Site: Radium-226 and Radium-228

Lab ID: 160-51003-1
SDG: 23071340

Client Sample ID: 23071340-013A

Lab Sample ID: 160-51003-13

Date Collected: 08/03/23 13:22

Matrix: Water

Date Received: 08/18/23 14:30

Method: EPA 903.0 - Radium-226 (GFPC)

Analyte	Result	Qualifier	Count Uncert. (2σ+/-)	Total Uncert. (2σ+/-)	RL	MDC	Unit	Prepared	Analyzed	Dil Fac
Radium-226	0.165		0.0874	0.0886	1.00	0.107	pCi/L	08/10/23 09:37	09/01/23 11:52	1
Carrier	%Yield	Qualifier	Limits					Prepared	Analyzed	Dil Fac
Ba Carrier	86.3		30 - 110					08/10/23 09:37	09/01/23 11:52	1

Method: EPA 904.0 - Radium-228 (GFPC)

Analyte	Result	Qualifier	Count Uncert. (2σ+/-)	Total Uncert. (2σ+/-)	RL	MDC	Unit	Prepared	Analyzed	Dil Fac
Radium-228	0.183	U	0.308	0.308	1.00	0.530	pCi/L	08/10/23 09:40	08/23/23 14:42	1
Carrier	%Yield	Qualifier	Limits					Prepared	Analyzed	Dil Fac
Ba Carrier	86.3		30 - 110					08/10/23 09:40	08/23/23 14:42	1
Y Carrier	82.6		30 - 110					08/10/23 09:40	08/23/23 14:42	1

Method: TAL-STL Ra226_Ra228 Pos - Combined Radium-226 and Radium-228

Analyte	Result	Qualifier	Count Uncert. (2σ+/-)	Total Uncert. (2σ+/-)	RL	MDC	Unit	Prepared	Analyzed	Dil Fac
Radium 226 and 228	0.348	U	0.320	0.320	5.00	0.530	pCi/L		09/15/23 17:00	1

Client Sample ID: 23071340-014A

Lab Sample ID: 160-51003-14

Date Collected: 08/07/23 12:31

Matrix: Water

Date Received: 08/18/23 14:30

Method: EPA 903.0 - Radium-226 (GFPC)

Analyte	Result	Qualifier	Count Uncert. (2σ+/-)	Total Uncert. (2σ+/-)	RL	MDC	Unit	Prepared	Analyzed	Dil Fac
Radium-226	0.186		0.0918	0.0934	1.00	0.108	pCi/L	08/10/23 09:37	09/01/23 11:52	1
Carrier	%Yield	Qualifier	Limits					Prepared	Analyzed	Dil Fac
Ba Carrier	88.2		30 - 110					08/10/23 09:37	09/01/23 11:52	1

Method: EPA 904.0 - Radium-228 (GFPC)

Analyte	Result	Qualifier	Count Uncert. (2σ+/-)	Total Uncert. (2σ+/-)	RL	MDC	Unit	Prepared	Analyzed	Dil Fac
Radium-228	0.722		0.472	0.476	1.00	0.714	pCi/L	08/10/23 09:40	08/23/23 14:42	1
Carrier	%Yield	Qualifier	Limits					Prepared	Analyzed	Dil Fac
Ba Carrier	88.2		30 - 110					08/10/23 09:40	08/23/23 14:42	1
Y Carrier	82.6		30 - 110					08/10/23 09:40	08/23/23 14:42	1

Method: TAL-STL Ra226_Ra228 Pos - Combined Radium-226 and Radium-228

Analyte	Result	Qualifier	Count Uncert. (2σ+/-)	Total Uncert. (2σ+/-)	RL	MDC	Unit	Prepared	Analyzed	Dil Fac
Radium 226 and 228	0.908		0.481	0.485	5.00	0.714	pCi/L		09/15/23 17:00	1

Eurofins St. Louis

Client Sample Results

APPENDIX A.

ANNUAL GROUNDWATER MONITORING AND CORRECTIVE ACTION REPORT
BALDWIN POWER PLANT, BOTTOM ASH POND

Client: TekLab, Inc
Project/Site: Radium-226 and Radium-228

Lab ID: 160-51003-1
SDG: 23071340

Client Sample ID: 23071340-015A

Lab Sample ID: 160-51003-15

Date Collected: 08/04/23 09:54

Matrix: Water

Date Received: 08/18/23 14:30

Method: EPA 903.0 - Radium-226 (GFPC)

Analyte	Result	Qualifier	Count Uncert. (2σ+/-)	Total Uncert. (2σ+/-)	RL	MDC	Unit	Prepared	Analyzed	Dil Fac
Radium-226	0.148	U	0.110	0.111	1.00	0.158	pCi/L	08/10/23 09:37	09/01/23 11:52	1
Carrier	%Yield	Qualifier	Limits					Prepared	Analyzed	Dil Fac
Ba Carrier	82.8		30 - 110					08/10/23 09:37	09/01/23 11:52	1

Method: EPA 904.0 - Radium-228 (GFPC)

Analyte	Result	Qualifier	Count Uncert. (2σ+/-)	Total Uncert. (2σ+/-)	RL	MDC	Unit	Prepared	Analyzed	Dil Fac
Radium-228	0.527	U	0.541	0.543	1.00	0.876	pCi/L	08/10/23 09:40	08/23/23 14:42	1
Carrier	%Yield	Qualifier	Limits					Prepared	Analyzed	Dil Fac
Ba Carrier	82.8		30 - 110					08/10/23 09:40	08/23/23 14:42	1
Y Carrier	80.7		30 - 110					08/10/23 09:40	08/23/23 14:42	1

Method: TAL-STL Ra226_Ra228 Pos - Combined Radium-226 and Radium-228

Analyte	Result	Qualifier	Count Uncert. (2σ+/-)	Total Uncert. (2σ+/-)	RL	MDC	Unit	Prepared	Analyzed	Dil Fac
Radium 226 and 228	0.675	U	0.552	0.554	5.00	0.876	pCi/L		09/15/23 17:00	1

Client Sample ID: 23071340-016A

Lab Sample ID: 160-51003-16

Date Collected: 08/03/23 14:33

Matrix: Water

Date Received: 08/18/23 14:30

Method: EPA 903.0 - Radium-226 (GFPC)

Analyte	Result	Qualifier	Count Uncert. (2σ+/-)	Total Uncert. (2σ+/-)	RL	MDC	Unit	Prepared	Analyzed	Dil Fac
Radium-226	0.156	U	0.112	0.113	1.00	0.158	pCi/L	08/10/23 09:37	09/01/23 11:51	1
Carrier	%Yield	Qualifier	Limits					Prepared	Analyzed	Dil Fac
Ba Carrier	83.8		30 - 110					08/10/23 09:37	09/01/23 11:51	1

Method: EPA 904.0 - Radium-228 (GFPC)

Analyte	Result	Qualifier	Count Uncert. (2σ+/-)	Total Uncert. (2σ+/-)	RL	MDC	Unit	Prepared	Analyzed	Dil Fac
Radium-228	0.439	U	0.513	0.515	1.00	0.845	pCi/L	08/10/23 09:40	08/23/23 14:42	1
Carrier	%Yield	Qualifier	Limits					Prepared	Analyzed	Dil Fac
Ba Carrier	83.8		30 - 110					08/10/23 09:40	08/23/23 14:42	1
Y Carrier	82.6		30 - 110					08/10/23 09:40	08/23/23 14:42	1

Method: TAL-STL Ra226_Ra228 Pos - Combined Radium-226 and Radium-228

Analyte	Result	Qualifier	Count Uncert. (2σ+/-)	Total Uncert. (2σ+/-)	RL	MDC	Unit	Prepared	Analyzed	Dil Fac
Radium 226 and 228	0.595	U	0.525	0.527	5.00	0.845	pCi/L		09/15/23 17:00	1

Eurofins St. Louis

Client Sample Results

APPENDIX A.

ANNUAL GROUNDWATER MONITORING AND CORRECTIVE ACTION REPORT
BALDWIN POWER PLANT, BOTTOM ASH POND

Client: TekLab, Inc
Project/Site: Radium-226 and Radium-228

Lab ID: 160-51003-1
SDG: 23071340

Client Sample ID: 23071340-017A

Lab Sample ID: 160-51003-17

Date Collected: 08/03/23 15:00

Matrix: Water

Date Received: 08/18/23 14:30

Method: EPA 903.0 - Radium-226 (GFPC)

Analyte	Result	Qualifier	Count Uncert. (2σ+/-)	Total Uncert. (2σ+/-)	RL	MDC	Unit	Prepared	Analyzed	Dil Fac
Radium-226	0.330		0.117	0.120	1.00	0.121	pCi/L	08/10/23 09:37	09/01/23 11:51	1
Carrier	%Yield	Qualifier	Limits					Prepared	Analyzed	Dil Fac
Ba Carrier	90.4		30 - 110					08/10/23 09:37	09/01/23 11:51	1

Method: EPA 904.0 - Radium-228 (GFPC)

Analyte	Result	Qualifier	Count Uncert. (2σ+/-)	Total Uncert. (2σ+/-)	RL	MDC	Unit	Prepared	Analyzed	Dil Fac
Radium-228	0.513	U	0.404	0.407	1.00	0.623	pCi/L	08/10/23 09:40	08/23/23 14:42	1
Carrier	%Yield	Qualifier	Limits					Prepared	Analyzed	Dil Fac
Ba Carrier	90.4		30 - 110					08/10/23 09:40	08/23/23 14:42	1
Y Carrier	80.4		30 - 110					08/10/23 09:40	08/23/23 14:42	1

Method: TAL-STL Ra226_Ra228 Pos - Combined Radium-226 and Radium-228

Analyte	Result	Qualifier	Count Uncert. (2σ+/-)	Total Uncert. (2σ+/-)	RL	MDC	Unit	Prepared	Analyzed	Dil Fac
Radium 226 and 228	0.843		0.421	0.424	5.00	0.623	pCi/L		09/15/23 17:00	1

Client Sample ID: 23071340-018A

Lab Sample ID: 160-51003-18

Date Collected: 08/07/23 10:19

Matrix: Water

Date Received: 08/18/23 14:30

Method: EPA 903.0 - Radium-226 (GFPC)

Analyte	Result	Qualifier	Count Uncert. (2σ+/-)	Total Uncert. (2σ+/-)	RL	MDC	Unit	Prepared	Analyzed	Dil Fac
Radium-226	0.0324	U	0.108	0.108	1.00	0.200	pCi/L	08/10/23 09:37	09/01/23 11:51	1
Carrier	%Yield	Qualifier	Limits					Prepared	Analyzed	Dil Fac
Ba Carrier	75.5		30 - 110					08/10/23 09:37	09/01/23 11:51	1

Method: EPA 904.0 - Radium-228 (GFPC)

Analyte	Result	Qualifier	Count Uncert. (2σ+/-)	Total Uncert. (2σ+/-)	RL	MDC	Unit	Prepared	Analyzed	Dil Fac
Radium-228	0.185	U	0.566	0.567	1.00	1.00	pCi/L	08/10/23 09:40	08/23/23 14:42	1
Carrier	%Yield	Qualifier	Limits					Prepared	Analyzed	Dil Fac
Ba Carrier	75.5		30 - 110					08/10/23 09:40	08/23/23 14:42	1
Y Carrier	81.9		30 - 110					08/10/23 09:40	08/23/23 14:42	1

Method: TAL-STL Ra226_Ra228 Pos - Combined Radium-226 and Radium-228

Analyte	Result	Qualifier	Count Uncert. (2σ+/-)	Total Uncert. (2σ+/-)	RL	MDC	Unit	Prepared	Analyzed	Dil Fac
Radium 226 and 228	0.217	U	0.576	0.577	5.00	1.00	pCi/L		09/15/23 17:00	1

Eurofins St. Louis

Client Sample Results

APPENDIX A.

ANNUAL GROUNDWATER MONITORING AND CORRECTIVE ACTION REPORT
BALDWIN POWER PLANT, BOTTOM ASH POND

Client: TekLab, Inc
Project/Site: Radium-226 and Radium-228

Lab ID: 160-51003-1
SDG: 23071340

Client Sample ID: 23071340-019A

Lab Sample ID: 160-51003-19

Date Collected: 08/07/23 09:57

Matrix: Water

Date Received: 08/18/23 14:30

Method: EPA 903.0 - Radium-226 (GFPC)

Analyte	Result	Qualifier	Count Uncert. (2σ+/-)	Total Uncert. (2σ+/-)	RL	MDC	Unit	Prepared	Analyzed	Dil Fac
Radium-226	0.183		0.0945	0.0959	1.00	0.117	pCi/L	08/10/23 09:37	09/01/23 11:51	1
Carrier	%Yield	Qualifier	Limits					Prepared	Analyzed	Dil Fac
Ba Carrier	88.5		30 - 110					08/10/23 09:37	09/01/23 11:51	1

Method: EPA 904.0 - Radium-228 (GFPC)

Analyte	Result	Qualifier	Count Uncert. (2σ+/-)	Total Uncert. (2σ+/-)	RL	MDC	Unit	Prepared	Analyzed	Dil Fac
Radium-228	0.00666	U	0.233	0.233	1.00	0.447	pCi/L	08/10/23 09:40	08/23/23 14:42	1
Carrier	%Yield	Qualifier	Limits					Prepared	Analyzed	Dil Fac
Ba Carrier	88.5		30 - 110					08/10/23 09:40	08/23/23 14:42	1
Y Carrier	87.1		30 - 110					08/10/23 09:40	08/23/23 14:42	1

Method: TAL-STL Ra226_Ra228 Pos - Combined Radium-226 and Radium-228

Analyte	Result	Qualifier	Count Uncert. (2σ+/-)	Total Uncert. (2σ+/-)	RL	MDC	Unit	Prepared	Analyzed	Dil Fac
Radium 226 and 228	0.190	U	0.251	0.252	5.00	0.447	pCi/L		09/15/23 17:00	1

Client Sample ID: 23071340-020A

Lab Sample ID: 160-51003-20

Date Collected: 08/03/23 15:55

Matrix: Water

Date Received: 08/18/23 14:30

Method: EPA 903.0 - Radium-226 (GFPC)

Analyte	Result	Qualifier	Count Uncert. (2σ+/-)	Total Uncert. (2σ+/-)	RL	MDC	Unit	Prepared	Analyzed	Dil Fac
Radium-226	0.248	U	0.204	0.205	1.00	0.302	pCi/L	08/10/23 09:37	09/01/23 11:51	1
Carrier	%Yield	Qualifier	Limits					Prepared	Analyzed	Dil Fac
Ba Carrier	63.5		30 - 110					08/10/23 09:37	09/01/23 11:51	1

Method: EPA 904.0 - Radium-228 (GFPC)

Analyte	Result	Qualifier	Count Uncert. (2σ+/-)	Total Uncert. (2σ+/-)	RL	MDC	Unit	Prepared	Analyzed	Dil Fac
Radium-228	0.656	U G	0.863	0.865	1.00	1.44	pCi/L	08/10/23 09:40	08/23/23 14:42	1
Carrier	%Yield	Qualifier	Limits					Prepared	Analyzed	Dil Fac
Ba Carrier	63.5		30 - 110					08/10/23 09:40	08/23/23 14:42	1
Y Carrier	84.5		30 - 110					08/10/23 09:40	08/23/23 14:42	1

Method: TAL-STL Ra226_Ra228 Pos - Combined Radium-226 and Radium-228

Analyte	Result	Qualifier	Count Uncert. (2σ+/-)	Total Uncert. (2σ+/-)	RL	MDC	Unit	Prepared	Analyzed	Dil Fac
Radium 226 and 228	0.904	U	0.887	0.889	5.00	1.44	pCi/L		09/15/23 17:00	1

Eurofins St. Louis

Client Sample Results

APPENDIX A.
 INITIAL GROUNDWATER MONITORING AND CORRECTIVE ACTION REPORT
 BALDWIN POWER PLANT, BOTTOM ASH POND

Client: TekLab, Inc
 Project/Site: Radium-226 and Radium-228

Lab ID: 160-51003-1
 SDG: 23071340

Client Sample ID: 23071340-021A

Lab Sample ID: 160-51003-21

Date Collected: 08/03/23 14:13

Matrix: Water

Date Received: 08/18/23 14:30

Method: EPA 903.0 - Radium-226 (GFPC)

Analyte	Result	Qualifier	Count Uncert. (2σ+/-)	Total Uncert. (2σ+/-)	RL	MDC	Unit	Prepared	Analyzed	Dil Fac
Radium-226	0.122	U	0.123	0.123	1.00	0.196	pCi/L	08/10/23 09:43	09/01/23 07:39	1
Carrier	%Yield	Qualifier	Limits					Prepared	Analyzed	Dil Fac
Ba Carrier	85.8		30 - 110					08/10/23 09:43	09/01/23 07:39	1

Method: EPA 904.0 - Radium-228 (GFPC)

Analyte	Result	Qualifier	Count Uncert. (2σ+/-)	Total Uncert. (2σ+/-)	RL	MDC	Unit	Prepared	Analyzed	Dil Fac
Radium-228	1.14		0.524	0.534	1.00	0.691	pCi/L	08/10/23 09:45	08/23/23 14:19	1
Carrier	%Yield	Qualifier	Limits					Prepared	Analyzed	Dil Fac
Ba Carrier	85.8		30 - 110					08/10/23 09:45	08/23/23 14:19	1
Y Carrier	80.7		30 - 110					08/10/23 09:45	08/23/23 14:19	1

Method: TAL-STL Ra226_Ra228 Pos - Combined Radium-226 and Radium-228

Analyte	Result	Qualifier	Count Uncert. (2σ+/-)	Total Uncert. (2σ+/-)	RL	MDC	Unit	Prepared	Analyzed	Dil Fac
Radium 226 and 228	1.26		0.538	0.548	5.00	0.691	pCi/L		09/15/23 17:01	1

Client Sample ID: 23071340-022A

Lab Sample ID: 160-51003-22

Date Collected: 08/03/23 14:38

Matrix: Water

Date Received: 08/18/23 14:30

Method: EPA 903.0 - Radium-226 (GFPC)

Analyte	Result	Qualifier	Count Uncert. (2σ+/-)	Total Uncert. (2σ+/-)	RL	MDC	Unit	Prepared	Analyzed	Dil Fac
Radium-226	0.194		0.108	0.109	1.00	0.129	pCi/L	08/10/23 09:43	09/01/23 07:40	1
Carrier	%Yield	Qualifier	Limits					Prepared	Analyzed	Dil Fac
Ba Carrier	84.6		30 - 110					08/10/23 09:43	09/01/23 07:40	1

Method: EPA 904.0 - Radium-228 (GFPC)

Analyte	Result	Qualifier	Count Uncert. (2σ+/-)	Total Uncert. (2σ+/-)	RL	MDC	Unit	Prepared	Analyzed	Dil Fac
Radium-228	0.268	U	0.449	0.449	1.00	0.768	pCi/L	08/10/23 09:45	08/23/23 14:19	1
Carrier	%Yield	Qualifier	Limits					Prepared	Analyzed	Dil Fac
Ba Carrier	84.6		30 - 110					08/10/23 09:45	08/23/23 14:19	1
Y Carrier	81.9		30 - 110					08/10/23 09:45	08/23/23 14:19	1

Method: TAL-STL Ra226_Ra228 Pos - Combined Radium-226 and Radium-228

Analyte	Result	Qualifier	Count Uncert. (2σ+/-)	Total Uncert. (2σ+/-)	RL	MDC	Unit	Prepared	Analyzed	Dil Fac
Radium 226 and 228	0.462	U	0.462	0.462	5.00	0.768	pCi/L		09/15/23 17:01	1

Eurofins St. Louis

Client Sample Results

APPENDIX A.

ANNUAL GROUNDWATER MONITORING AND CORRECTIVE ACTION REPORT
BALDWIN POWER PLANT, BOTTOM ASH POND

Client: TekLab, Inc
Project/Site: Radium-226 and Radium-228

Lab ID: 160-51003-1
SDG: 23071340

Client Sample ID: 23071340-023A

Lab Sample ID: 160-51003-23

Date Collected: 08/04/23 09:17

Matrix: Water

Date Received: 08/18/23 14:30

Method: EPA 903.0 - Radium-226 (GFPC)

Analyte	Result	Qualifier	Count Uncert. (2σ+/-)	Total Uncert. (2σ+/-)	RL	MDC	Unit	Prepared	Analyzed	Dil Fac
Radium-226	0.207		0.0966	0.0984	1.00	0.104	pCi/L	08/10/23 09:43	09/01/23 07:40	1
Carrier	%Yield	Qualifier	Limits					Prepared	Analyzed	Dil Fac
Ba Carrier	82.8		30 - 110					08/10/23 09:43	09/01/23 07:40	1

Method: EPA 904.0 - Radium-228 (GFPC)

Analyte	Result	Qualifier	Count Uncert. (2σ+/-)	Total Uncert. (2σ+/-)	RL	MDC	Unit	Prepared	Analyzed	Dil Fac
Radium-228	1.42		0.471	0.489	1.00	0.547	pCi/L	08/10/23 09:45	08/23/23 14:19	1
Carrier	%Yield	Qualifier	Limits					Prepared	Analyzed	Dil Fac
Ba Carrier	82.8		30 - 110					08/10/23 09:45	08/23/23 14:19	1
Y Carrier	83.7		30 - 110					08/10/23 09:45	08/23/23 14:19	1

Method: TAL-STL Ra226_Ra228 Pos - Combined Radium-226 and Radium-228

Analyte	Result	Qualifier	Count Uncert. (2σ+/-)	Total Uncert. (2σ+/-)	RL	MDC	Unit	Prepared	Analyzed	Dil Fac
Radium 226 and 228	1.63		0.481	0.499	5.00	0.547	pCi/L		09/15/23 17:01	1

Client Sample ID: 23071340-024A

Lab Sample ID: 160-51003-24

Date Collected: 08/04/23 10:20

Matrix: Water

Date Received: 08/18/23 14:30

Method: EPA 903.0 - Radium-226 (GFPC)

Analyte	Result	Qualifier	Count Uncert. (2σ+/-)	Total Uncert. (2σ+/-)	RL	MDC	Unit	Prepared	Analyzed	Dil Fac
Radium-226	0.436		0.160	0.165	1.00	0.155	pCi/L	08/10/23 09:43	09/01/23 07:40	1
Carrier	%Yield	Qualifier	Limits					Prepared	Analyzed	Dil Fac
Ba Carrier	74.0		30 - 110					08/10/23 09:43	09/01/23 07:40	1

Method: EPA 904.0 - Radium-228 (GFPC)

Analyte	Result	Qualifier	Count Uncert. (2σ+/-)	Total Uncert. (2σ+/-)	RL	MDC	Unit	Prepared	Analyzed	Dil Fac
Radium-228	0.679	U	0.512	0.516	1.00	0.778	pCi/L	08/10/23 09:45	08/23/23 14:19	1
Carrier	%Yield	Qualifier	Limits					Prepared	Analyzed	Dil Fac
Ba Carrier	74.0		30 - 110					08/10/23 09:45	08/23/23 14:19	1
Y Carrier	83.0		30 - 110					08/10/23 09:45	08/23/23 14:19	1

Method: TAL-STL Ra226_Ra228 Pos - Combined Radium-226 and Radium-228

Analyte	Result	Qualifier	Count Uncert. (2σ+/-)	Total Uncert. (2σ+/-)	RL	MDC	Unit	Prepared	Analyzed	Dil Fac
Radium 226 and 228	1.11		0.536	0.542	5.00	0.778	pCi/L		09/15/23 17:01	1

Eurofins St. Louis

Client Sample Results

APPENDIX A.

ANNUAL GROUNDWATER MONITORING AND CORRECTIVE ACTION REPORT
BALDWIN POWER PLANT, BOTTOM ASH POND

Client: TekLab, Inc
Project/Site: Radium-226 and Radium-228

Lab ID: 160-51003-1
SDG: 23071340

Client Sample ID: 23071340-025A

Lab Sample ID: 160-51003-25

Date Collected: 08/03/23 12:21

Matrix: Water

Date Received: 08/18/23 14:30

Method: EPA 903.0 - Radium-226 (GFPC)

Analyte	Result	Qualifier	Count Uncert. (2σ+/-)	Total Uncert. (2σ+/-)	RL	MDC	Unit	Prepared	Analyzed	Dil Fac
Radium-226	0.150		0.0857	0.0868	1.00	0.104	pCi/L	08/10/23 09:43	09/01/23 07:42	1
Carrier	%Yield	Qualifier	Limits					Prepared	Analyzed	Dil Fac
Ba Carrier	87.5		30 - 110					08/10/23 09:43	09/01/23 07:42	1

Method: EPA 904.0 - Radium-228 (GFPC)

Analyte	Result	Qualifier	Count Uncert. (2σ+/-)	Total Uncert. (2σ+/-)	RL	MDC	Unit	Prepared	Analyzed	Dil Fac
Radium-228	1.04		0.473	0.483	1.00	0.641	pCi/L	08/10/23 09:45	08/23/23 14:19	1
Carrier	%Yield	Qualifier	Limits					Prepared	Analyzed	Dil Fac
Ba Carrier	87.5		30 - 110					08/10/23 09:45	08/23/23 14:19	1
Y Carrier	80.7		30 - 110					08/10/23 09:45	08/23/23 14:19	1

Method: TAL-STL Ra226_Ra228 Pos - Combined Radium-226 and Radium-228

Analyte	Result	Qualifier	Count Uncert. (2σ+/-)	Total Uncert. (2σ+/-)	RL	MDC	Unit	Prepared	Analyzed	Dil Fac
Radium 226 and 228	1.19		0.481	0.491	5.00	0.641	pCi/L		09/15/23 17:01	1

Client Sample ID: 23071340-026A

Lab Sample ID: 160-51003-26

Date Collected: 08/03/23 11:43

Matrix: Water

Date Received: 08/18/23 14:30

Method: EPA 903.0 - Radium-226 (GFPC)

Analyte	Result	Qualifier	Count Uncert. (2σ+/-)	Total Uncert. (2σ+/-)	RL	MDC	Unit	Prepared	Analyzed	Dil Fac
Radium-226	0.0820	U	0.0826	0.0829	1.00	0.127	pCi/L	08/10/23 09:43	09/01/23 07:42	1
Carrier	%Yield	Qualifier	Limits					Prepared	Analyzed	Dil Fac
Ba Carrier	86.0		30 - 110					08/10/23 09:43	09/01/23 07:42	1

Method: EPA 904.0 - Radium-228 (GFPC)

Analyte	Result	Qualifier	Count Uncert. (2σ+/-)	Total Uncert. (2σ+/-)	RL	MDC	Unit	Prepared	Analyzed	Dil Fac
Radium-228	0.261	U	0.387	0.388	1.00	0.657	pCi/L	08/10/23 09:45	08/23/23 14:20	1
Carrier	%Yield	Qualifier	Limits					Prepared	Analyzed	Dil Fac
Ba Carrier	86.0		30 - 110					08/10/23 09:45	08/23/23 14:20	1
Y Carrier	82.2		30 - 110					08/10/23 09:45	08/23/23 14:20	1

Method: TAL-STL Ra226_Ra228 Pos - Combined Radium-226 and Radium-228

Analyte	Result	Qualifier	Count Uncert. (2σ+/-)	Total Uncert. (2σ+/-)	RL	MDC	Unit	Prepared	Analyzed	Dil Fac
Radium 226 and 228	0.343	U	0.396	0.397	5.00	0.657	pCi/L		09/15/23 17:01	1

Eurofins St. Louis

Client Sample Results

APPENDIX A.

ANNUAL GROUNDWATER MONITORING AND CORRECTIVE ACTION REPORT
BALDWIN POWER PLANT, BOTTOM ASH POND

Client: TekLab, Inc
Project/Site: Radium-226 and Radium-228

Lab ID: 160-51003-1
SDG: 23071340

Client Sample ID: 23071340-027A

Lab Sample ID: 160-51003-27

Date Collected: 08/03/23 11:07

Matrix: Water

Date Received: 08/18/23 14:30

Method: EPA 903.0 - Radium-226 (GFPC)

Analyte	Result	Qualifier	Count Uncert. (2σ+/-)	Total Uncert. (2σ+/-)	RL	MDC	Unit	Prepared	Analyzed	Dil Fac
Radium-226	0.0967	U	0.0839	0.0844	1.00	0.121	pCi/L	08/10/23 09:43	09/01/23 07:42	1
Carrier	%Yield	Qualifier	Limits					Prepared	Analyzed	Dil Fac
Ba Carrier	85.0		30 - 110					08/10/23 09:43	09/01/23 07:42	1

Method: EPA 904.0 - Radium-228 (GFPC)

Analyte	Result	Qualifier	Count Uncert. (2σ+/-)	Total Uncert. (2σ+/-)	RL	MDC	Unit	Prepared	Analyzed	Dil Fac
Radium-228	0.403	U	0.422	0.424	1.00	0.681	pCi/L	08/10/23 09:45	08/23/23 14:20	1
Carrier	%Yield	Qualifier	Limits					Prepared	Analyzed	Dil Fac
Ba Carrier	85.0		30 - 110					08/10/23 09:45	08/23/23 14:20	1
Y Carrier	78.9		30 - 110					08/10/23 09:45	08/23/23 14:20	1

Method: TAL-STL Ra226_Ra228 Pos - Combined Radium-226 and Radium-228

Analyte	Result	Qualifier	Count Uncert. (2σ+/-)	Total Uncert. (2σ+/-)	RL	MDC	Unit	Prepared	Analyzed	Dil Fac
Radium 226 and 228	0.500	U	0.430	0.432	5.00	0.681	pCi/L		09/15/23 17:01	1

Client Sample ID: 23071340-028A

Lab Sample ID: 160-51003-28

Date Collected: 08/03/23 14:07

Matrix: Water

Date Received: 08/18/23 14:30

Method: EPA 903.0 - Radium-226 (GFPC)

Analyte	Result	Qualifier	Count Uncert. (2σ+/-)	Total Uncert. (2σ+/-)	RL	MDC	Unit	Prepared	Analyzed	Dil Fac
Radium-226	0.158		0.110	0.111	1.00	0.152	pCi/L	08/10/23 09:43	09/01/23 07:42	1
Carrier	%Yield	Qualifier	Limits					Prepared	Analyzed	Dil Fac
Ba Carrier	88.2		30 - 110					08/10/23 09:43	09/01/23 07:42	1

Method: EPA 904.0 - Radium-228 (GFPC)

Analyte	Result	Qualifier	Count Uncert. (2σ+/-)	Total Uncert. (2σ+/-)	RL	MDC	Unit	Prepared	Analyzed	Dil Fac
Radium-228	0.105	U	0.365	0.365	1.00	0.660	pCi/L	08/10/23 09:45	08/23/23 14:20	1
Carrier	%Yield	Qualifier	Limits					Prepared	Analyzed	Dil Fac
Ba Carrier	88.2		30 - 110					08/10/23 09:45	08/23/23 14:20	1
Y Carrier	83.0		30 - 110					08/10/23 09:45	08/23/23 14:20	1

Method: TAL-STL Ra226_Ra228 Pos - Combined Radium-226 and Radium-228

Analyte	Result	Qualifier	Count Uncert. (2σ+/-)	Total Uncert. (2σ+/-)	RL	MDC	Unit	Prepared	Analyzed	Dil Fac
Radium 226 and 228	0.263	U	0.381	0.382	5.00	0.660	pCi/L		09/15/23 17:01	1

Eurofins St. Louis

Client Sample Results

APPENDIX A.

MINIHAL GROUNDWATER MONITORING AND CORRECTIVE ACTION REPORT
BALDWIN POWER PLANT, BOTTOM ASH POND

Client: TekLab, Inc
Project/Site: Radium-226 and Radium-228

Lab ID: 160-51003-1
SDG: 23071340

Client Sample ID: 23071340-030A

Lab Sample ID: 160-51003-30

Date Collected: 08/04/23 11:16

Matrix: Water

Date Received: 08/18/23 14:30

Method: EPA 903.0 - Radium-226 (GFPC)

Analyte	Result	Qualifier	Count Uncert. (2σ+/-)	Total Uncert. (2σ+/-)	RL	MDC	Unit	Prepared	Analyzed	Dil Fac
Radium-226	0.221		0.122	0.124	1.00	0.147	pCi/L	08/10/23 09:43	09/01/23 07:42	1
Carrier	%Yield	Qualifier	Limits					Prepared	Analyzed	Dil Fac
Ba Carrier	78.2		30 - 110					08/10/23 09:43	09/01/23 07:42	1

Method: EPA 904.0 - Radium-228 (GFPC)

Analyte	Result	Qualifier	Count Uncert. (2σ+/-)	Total Uncert. (2σ+/-)	RL	MDC	Unit	Prepared	Analyzed	Dil Fac
Radium-228	0.941		0.583	0.590	1.00	0.857	pCi/L	08/10/23 09:45	08/23/23 14:30	1
Carrier	%Yield	Qualifier	Limits					Prepared	Analyzed	Dil Fac
Ba Carrier	78.2		30 - 110					08/10/23 09:45	08/23/23 14:30	1
Y Carrier	83.4		30 - 110					08/10/23 09:45	08/23/23 14:30	1

Method: TAL-STL Ra226_Ra228 Pos - Combined Radium-226 and Radium-228

Analyte	Result	Qualifier	Count Uncert. (2σ+/-)	Total Uncert. (2σ+/-)	RL	MDC	Unit	Prepared	Analyzed	Dil Fac
Radium 226 and 228	1.16		0.596	0.603	5.00	0.857	pCi/L		09/15/23 17:01	1

Client Sample ID: 23071340-032A

Lab Sample ID: 160-51003-32

Date Collected: 08/07/23 13:03

Matrix: Water

Date Received: 08/18/23 14:30

Method: EPA 903.0 - Radium-226 (GFPC)

Analyte	Result	Qualifier	Count Uncert. (2σ+/-)	Total Uncert. (2σ+/-)	RL	MDC	Unit	Prepared	Analyzed	Dil Fac
Radium-226	0.122		0.0835	0.0842	1.00	0.114	pCi/L	08/10/23 09:43	09/01/23 07:46	1
Carrier	%Yield	Qualifier	Limits					Prepared	Analyzed	Dil Fac
Ba Carrier	90.9		30 - 110					08/10/23 09:43	09/01/23 07:46	1

Method: EPA 904.0 - Radium-228 (GFPC)

Analyte	Result	Qualifier	Count Uncert. (2σ+/-)	Total Uncert. (2σ+/-)	RL	MDC	Unit	Prepared	Analyzed	Dil Fac
Radium-228	0.246	U	0.313	0.314	1.00	0.521	pCi/L	08/10/23 09:45	08/23/23 14:30	1
Carrier	%Yield	Qualifier	Limits					Prepared	Analyzed	Dil Fac
Ba Carrier	90.9		30 - 110					08/10/23 09:45	08/23/23 14:30	1
Y Carrier	84.5		30 - 110					08/10/23 09:45	08/23/23 14:30	1

Method: TAL-STL Ra226_Ra228 Pos - Combined Radium-226 and Radium-228

Analyte	Result	Qualifier	Count Uncert. (2σ+/-)	Total Uncert. (2σ+/-)	RL	MDC	Unit	Prepared	Analyzed	Dil Fac
Radium 226 and 228	0.368	U	0.324	0.325	5.00	0.521	pCi/L		09/15/23 17:01	1

Eurofins St. Louis

Client Sample Results

APPENDIX A.
 INITIAL GROUNDWATER MONITORING AND CORRECTIVE ACTION REPORT
 BALDWIN POWER PLANT, BOTTOM ASH POND

Client: TekLab, Inc
 Project/Site: Radium-226 and Radium-228

Lab ID: 160-51003-1
 SDG: 23071340

Client Sample ID: 23071340-033A

Lab Sample ID: 160-51003-33

Date Collected: 08/03/23 12:39

Matrix: Water

Date Received: 08/18/23 14:30

Method: EPA 903.0 - Radium-226 (GFPC)

Analyte	Result	Qualifier	Count Uncert. (2σ+/-)	Total Uncert. (2σ+/-)	RL	MDC	Unit	Prepared	Analyzed	Dil Fac
Radium-226	0.0563	U	0.105	0.105	1.00	0.186	pCi/L	08/10/23 09:43	09/01/23 07:46	1
Carrier	%Yield	Qualifier	Limits					Prepared	Analyzed	Dil Fac
Ba Carrier	88.7		30 - 110					08/10/23 09:43	09/01/23 07:46	1

Method: EPA 904.0 - Radium-228 (GFPC)

Analyte	Result	Qualifier	Count Uncert. (2σ+/-)	Total Uncert. (2σ+/-)	RL	MDC	Unit	Prepared	Analyzed	Dil Fac
Radium-228	0.865		0.524	0.530	1.00	0.754	pCi/L	08/10/23 09:45	08/23/23 14:29	1
Carrier	%Yield	Qualifier	Limits					Prepared	Analyzed	Dil Fac
Ba Carrier	88.7		30 - 110					08/10/23 09:45	08/23/23 14:29	1
Y Carrier	75.5		30 - 110					08/10/23 09:45	08/23/23 14:29	1

Method: TAL-STL Ra226_Ra228 Pos - Combined Radium-226 and Radium-228

Analyte	Result	Qualifier	Count Uncert. (2σ+/-)	Total Uncert. (2σ+/-)	RL	MDC	Unit	Prepared	Analyzed	Dil Fac
Radium 226 and 228	0.921		0.534	0.540	5.00	0.754	pCi/L		09/15/23 17:01	1

Client Sample ID: 23071340-034A

Lab Sample ID: 160-51003-34

Date Collected: 08/03/23 13:14

Matrix: Water

Date Received: 08/18/23 14:30

Method: EPA 903.0 - Radium-226 (GFPC)

Analyte	Result	Qualifier	Count Uncert. (2σ+/-)	Total Uncert. (2σ+/-)	RL	MDC	Unit	Prepared	Analyzed	Dil Fac
Radium-226	0.209	U	0.153	0.154	1.00	0.221	pCi/L	08/10/23 09:43	09/01/23 07:46	1
Carrier	%Yield	Qualifier	Limits					Prepared	Analyzed	Dil Fac
Ba Carrier	65.0		30 - 110					08/10/23 09:43	09/01/23 07:46	1

Method: EPA 904.0 - Radium-228 (GFPC)

Analyte	Result	Qualifier	Count Uncert. (2σ+/-)	Total Uncert. (2σ+/-)	RL	MDC	Unit	Prepared	Analyzed	Dil Fac
Radium-228	0.983		0.639	0.646	1.00	0.945	pCi/L	08/10/23 09:45	08/23/23 14:30	1
Carrier	%Yield	Qualifier	Limits					Prepared	Analyzed	Dil Fac
Ba Carrier	65.0		30 - 110					08/10/23 09:45	08/23/23 14:30	1
Y Carrier	86.0		30 - 110					08/10/23 09:45	08/23/23 14:30	1

Method: TAL-STL Ra226_Ra228 Pos - Combined Radium-226 and Radium-228

Analyte	Result	Qualifier	Count Uncert. (2σ+/-)	Total Uncert. (2σ+/-)	RL	MDC	Unit	Prepared	Analyzed	Dil Fac
Radium 226 and 228	1.19		0.657	0.664	5.00	0.945	pCi/L		09/15/23 17:01	1

Eurofins St. Louis

Client Sample Results

APPENDIX A.

MINIHAL GROUNDWATER MONITORING AND CORRECTIVE ACTION REPORT
BALDWIN POWER PLANT, BOTTOM ASH POND

Client: TekLab, Inc
Project/Site: Radium-226 and Radium-228

Lab ID: 160-51003-1
SDG: 23071340

Client Sample ID: 23071340-035A

Lab Sample ID: 160-51003-35

Date Collected: 08/03/23 13:39

Matrix: Water

Date Received: 08/18/23 14:30

Method: EPA 903.0 - Radium-226 (GFPC)

Analyte	Result	Qualifier	Count Uncert. (2σ+/-)	Total Uncert. (2σ+/-)	RL	MDC	Unit	Prepared	Analyzed	Dil Fac
Radium-226	0.298		0.141	0.143	1.00	0.169	pCi/L	08/10/23 09:43	09/01/23 07:46	1
Carrier	%Yield	Qualifier	Limits					Prepared	Analyzed	Dil Fac
Ba Carrier	85.3		30 - 110					08/10/23 09:43	09/01/23 07:46	1

Method: EPA 904.0 - Radium-228 (GFPC)

Analyte	Result	Qualifier	Count Uncert. (2σ+/-)	Total Uncert. (2σ+/-)	RL	MDC	Unit	Prepared	Analyzed	Dil Fac
Radium-228	0.666	U	0.538	0.542	1.00	0.840	pCi/L	08/10/23 09:45	08/23/23 14:30	1
Carrier	%Yield	Qualifier	Limits					Prepared	Analyzed	Dil Fac
Ba Carrier	85.3		30 - 110					08/10/23 09:45	08/23/23 14:30	1
Y Carrier	82.6		30 - 110					08/10/23 09:45	08/23/23 14:30	1

Method: TAL-STL Ra226_Ra228 Pos - Combined Radium-226 and Radium-228

Analyte	Result	Qualifier	Count Uncert. (2σ+/-)	Total Uncert. (2σ+/-)	RL	MDC	Unit	Prepared	Analyzed	Dil Fac
Radium 226 and 228	0.964		0.556	0.561	5.00	0.840	pCi/L		09/15/23 17:01	1

Client Sample ID: 23071340-036A

Lab Sample ID: 160-51003-36

Date Collected: 08/07/23 13:30

Matrix: Water

Date Received: 08/18/23 14:30

Method: EPA 903.0 - Radium-226 (GFPC)

Analyte	Result	Qualifier	Count Uncert. (2σ+/-)	Total Uncert. (2σ+/-)	RL	MDC	Unit	Prepared	Analyzed	Dil Fac
Radium-226	0.0574	U	0.0648	0.0650	1.00	0.103	pCi/L	08/10/23 09:43	09/01/23 07:46	1
Carrier	%Yield	Qualifier	Limits					Prepared	Analyzed	Dil Fac
Ba Carrier	89.5		30 - 110					08/10/23 09:43	09/01/23 07:46	1

Method: EPA 904.0 - Radium-228 (GFPC)

Analyte	Result	Qualifier	Count Uncert. (2σ+/-)	Total Uncert. (2σ+/-)	RL	MDC	Unit	Prepared	Analyzed	Dil Fac
Radium-228	-0.0560	U	0.317	0.317	1.00	0.617	pCi/L	08/10/23 09:45	08/23/23 14:30	1
Carrier	%Yield	Qualifier	Limits					Prepared	Analyzed	Dil Fac
Ba Carrier	89.5		30 - 110					08/10/23 09:45	08/23/23 14:30	1
Y Carrier	76.6		30 - 110					08/10/23 09:45	08/23/23 14:30	1

Method: TAL-STL Ra226_Ra228 Pos - Combined Radium-226 and Radium-228

Analyte	Result	Qualifier	Count Uncert. (2σ+/-)	Total Uncert. (2σ+/-)	RL	MDC	Unit	Prepared	Analyzed	Dil Fac
Radium 226 and 228	0.0574	U	0.324	0.324	5.00	0.617	pCi/L		09/15/23 17:01	1

Eurofins St. Louis

Client Sample Results

APPENDIX A.
 INITIAL GROUNDWATER MONITORING AND CORRECTIVE ACTION REPORT
 BALDWIN POWER PLANT, BOTTOM ASH POND

Client: TekLab, Inc
 Project/Site: Radium-226 and Radium-228

Lab ID: 160-51003-1
 Job ID: 160-51003-1
 SDG: 23071340

Client Sample ID: 23071340-037A

Lab Sample ID: 160-51003-37

Date Collected: 08/03/23 15:10

Matrix: Water

Date Received: 08/18/23 14:30

Method: EPA 903.0 - Radium-226 (GFPC)

Analyte	Result	Qualifier	Count Uncert. (2σ+/-)	Total Uncert. (2σ+/-)	RL	MDC	Unit	Prepared	Analyzed	Dil Fac
Radium-226	0.123		0.0826	0.0833	1.00	0.111	pCi/L	08/10/23 09:43	09/01/23 07:46	1
Carrier	%Yield	Qualifier	Limits					Prepared	Analyzed	Dil Fac
Ba Carrier	87.0		30 - 110					08/10/23 09:43	09/01/23 07:46	1

Method: EPA 904.0 - Radium-228 (GFPC)

Analyte	Result	Qualifier	Count Uncert. (2σ+/-)	Total Uncert. (2σ+/-)	RL	MDC	Unit	Prepared	Analyzed	Dil Fac
Radium-228	0.182	U	0.277	0.277	1.00	0.472	pCi/L	08/10/23 09:45	08/23/23 14:30	1
Carrier	%Yield	Qualifier	Limits					Prepared	Analyzed	Dil Fac
Ba Carrier	87.0		30 - 110					08/10/23 09:45	08/23/23 14:30	1
Y Carrier	86.0		30 - 110					08/10/23 09:45	08/23/23 14:30	1

Method: TAL-STL Ra226_Ra228 Pos - Combined Radium-226 and Radium-228

Analyte	Result	Qualifier	Count Uncert. (2σ+/-)	Total Uncert. (2σ+/-)	RL	MDC	Unit	Prepared	Analyzed	Dil Fac
Radium 226 and 228	0.305	U	0.289	0.289	5.00	0.472	pCi/L		09/15/23 17:01	1

Client Sample ID: 23071340-038A

Lab Sample ID: 160-51003-38

Date Collected: 08/15/23 12:37

Matrix: Water

Date Received: 08/18/23 14:30

Method: EPA 903.0 - Radium-226 (GFPC)

Analyte	Result	Qualifier	Count Uncert. (2σ+/-)	Total Uncert. (2σ+/-)	RL	MDC	Unit	Prepared	Analyzed	Dil Fac
Radium-226	0.0813	U	0.0714	0.0717	1.00	0.104	pCi/L	08/22/23 09:49	09/13/23 07:25	1
Carrier	%Yield	Qualifier	Limits					Prepared	Analyzed	Dil Fac
Ba Carrier	89.0		30 - 110					08/22/23 09:49	09/13/23 07:25	1

Method: EPA 904.0 - Radium-228 (GFPC)

Analyte	Result	Qualifier	Count Uncert. (2σ+/-)	Total Uncert. (2σ+/-)	RL	MDC	Unit	Prepared	Analyzed	Dil Fac
Radium-228	1.32		0.451	0.467	1.00	0.541	pCi/L	08/22/23 09:53	09/07/23 11:36	1
Carrier	%Yield	Qualifier	Limits					Prepared	Analyzed	Dil Fac
Ba Carrier	89.0		30 - 110					08/22/23 09:53	09/07/23 11:36	1
Y Carrier	86.7		30 - 110					08/22/23 09:53	09/07/23 11:36	1

Method: TAL-STL Ra226_Ra228 Pos - Combined Radium-226 and Radium-228

Analyte	Result	Qualifier	Count Uncert. (2σ+/-)	Total Uncert. (2σ+/-)	RL	MDC	Unit	Prepared	Analyzed	Dil Fac
Radium 226 and 228	1.40		0.457	0.472	5.00	0.541	pCi/L		09/15/23 15:50	1

Eurofins St. Louis

QC Sample Results

APPENDIX A.

Client: TekLab, Inc
 Project/Site: Radium-226 and Radium-228

ANNUAL GROUNDWATER MONITORING AND CORRECTIVE ACTION REPORT
 BALDWIN POWER PLANT, BOTTOM ASH POND

Lab ID: 160-51003-1
 SDG: 23071340

Method: 903.0 - Radium-226 (GFPC)

Lab Sample ID: MB 160-623636/1-A
Matrix: Water
Analysis Batch: 626386

Client Sample ID: Method Blank
Prep Type: Total/NA
Prep Batch: 623636

Analyte	MB MB		Count	Total	RL	MDC	Unit	Prepared	Analyzed	Dil Fac
	Result	Qualifier	Uncert. (2σ+/-)	Uncert. (2σ+/-)						
Radium-226	0.01249	U	0.0539	0.0540	1.00	0.106	pCi/L	08/10/23 09:37	09/01/23 11:56	1
Carrier	MB MB		Limits							
%Yield	Qualifier			Prepared	Analyzed	Dil Fac				
Ba Carrier	88.2		30 - 110	08/10/23 09:37	09/01/23 11:56	1				

Lab Sample ID: LCS 160-623636/2-A
Matrix: Water
Analysis Batch: 626386

Client Sample ID: Lab Control Sample
Prep Type: Total/NA
Prep Batch: 623636

Analyte	Spike Added	LCS Result	LCS Qual	Total	RL	MDC	Unit	%Rec	%Rec Limits	
				Uncert. (2σ+/-)						
Radium-226	11.3	10.18		1.09	1.00	0.144	pCi/L	90	75 - 125	
Carrier	LCS LCS									
%Yield	Qualifier	Limits								
Ba Carrier	83.3		30 - 110							

Lab Sample ID: LCSD 160-623636/3-A
Matrix: Water
Analysis Batch: 626386

Client Sample ID: Lab Control Sample Dup
Prep Type: Total/NA
Prep Batch: 623636

Analyte	Spike Added	LCSD Result	LCSD Qual	Total	RL	MDC	Unit	%Rec	%Rec Limits	RER	Limit
				Uncert. (2σ+/-)							
Radium-226	11.3	11.47		1.22	1.00	0.145	pCi/L	101	75 - 125	0.56	1
Carrier	LCSD LCSD										
%Yield	Qualifier	Limits									
Ba Carrier	76.2		30 - 110								

Lab Sample ID: MB 160-623638/1-A
Matrix: Water
Analysis Batch: 626379

Client Sample ID: Method Blank
Prep Type: Total/NA
Prep Batch: 623638

Analyte	MB MB		Count	Total	RL	MDC	Unit	Prepared	Analyzed	Dil Fac
	Result	Qualifier	Uncert. (2σ+/-)	Uncert. (2σ+/-)						
Radium-226	0.07968	U	0.0733	0.0737	1.00	0.111	pCi/L	08/10/23 09:43	09/01/23 07:39	1
Carrier	MB MB		Limits							
%Yield	Qualifier			Prepared	Analyzed	Dil Fac				
Ba Carrier	81.4		30 - 110	08/10/23 09:43	09/01/23 07:39	1				

Lab Sample ID: LCS 160-623638/2-A
Matrix: Water
Analysis Batch: 626379

Client Sample ID: Lab Control Sample
Prep Type: Total/NA
Prep Batch: 623638

Analyte	Spike Added	LCS Result	LCS Qual	Total	RL	MDC	Unit	%Rec	%Rec Limits
				Uncert. (2σ+/-)					
Radium-226	11.3	10.66		1.12	1.00	0.105	pCi/L	94	75 - 125

Eurofins St. Louis

QC Sample Results

APPENDIX A.

Client: TekLab, Inc
 Project/Site: Radium-226 and Radium-228

ANNUAL GROUNDWATER MONITORING AND CORRECTIVE ACTION REPORT
 BALDWIN POWER PLANT, BOTTOM ASH POND

Lab ID: 160-51003-1
 SDG: 23071340

Method: 903.0 - Radium-226 (GFPC) (Continued)

Lab Sample ID: LCS 160-623638/2-A
Matrix: Water
Analysis Batch: 626379

Client Sample ID: Lab Control Sample
Prep Type: Total/NA
Prep Batch: 623638

Carrier	LCS %Yield	LCS Qualifier	Limits
Ba Carrier	86.8		30 - 110

Lab Sample ID: MB 160-624956/1-A
Matrix: Water
Analysis Batch: 627936

Client Sample ID: Method Blank
Prep Type: Total/NA
Prep Batch: 624956

Analyte	MB		Count	Total	RL	MDC	Unit	Prepared	Analyzed	Dil Fac
	Result	Qualifier	Uncert. (2σ+/-)	Uncert. (2σ+/-)						
Radium-226	0.006388	U	0.0589	0.0589	1.00	0.125	pCi/L	08/22/23 09:49	09/13/23 07:23	1
Carrier	MB %Yield	MB Qualifier	Limits			Prepared	Analyzed		Dil Fac	
Ba Carrier	68.9		30 - 110			08/22/23 09:49	09/13/23 07:23		1	

Lab Sample ID: LCS 160-624956/2-A
Matrix: Water
Analysis Batch: 627936

Client Sample ID: Lab Control Sample
Prep Type: Total/NA
Prep Batch: 624956

Analyte	Spike Added	LCS Result	LCS Qual	Total	RL	MDC	Unit	%Rec	%Rec Limits
				Uncert. (2σ+/-)					
Radium-226	11.3	10.65		1.15	1.00	0.115	pCi/L	94	75 - 125
Carrier	LCS %Yield	LCS Qualifier	Limits						
Ba Carrier	80.2		30 - 110						

Lab Sample ID: LCSD 160-624956/3-A
Matrix: Water
Analysis Batch: 627936

Client Sample ID: Lab Control Sample Dup
Prep Type: Total/NA
Prep Batch: 624956

Analyte	Spike Added	LCSD Result	LCSD Qual	Total	RL	MDC	Unit	%Rec	%Rec Limits	RER	Limit
				Uncert. (2σ+/-)							
Radium-226	11.3	11.13		1.20	1.00	0.130	pCi/L	98	75 - 125	0.20	1
Carrier	LCSD %Yield	LCSD Qualifier	Limits								
Ba Carrier	76.9		30 - 110								

Method: 904.0 - Radium-228 (GFPC)

Lab Sample ID: MB 160-623637/1-A
Matrix: Water
Analysis Batch: 625261

Client Sample ID: Method Blank
Prep Type: Total/NA
Prep Batch: 623637

Analyte	MB		Count	Total	RL	MDC	Unit	Prepared	Analyzed	Dil Fac
	Result	Qualifier	Uncert. (2σ+/-)	Uncert. (2σ+/-)						
Radium-228	-0.1957	U	0.353	0.354	1.00	0.689	pCi/L	08/10/23 09:40	08/23/23 14:37	1
Carrier	MB %Yield	MB Qualifier	Limits			Prepared	Analyzed		Dil Fac	
Ba Carrier	88.2		30 - 110			08/10/23 09:40	08/23/23 14:37		1	

Eurofins St. Louis

QC Sample Results

APPENDIX A.

Client: TekLab, Inc
 Project/Site: Radium-226 and Radium-228

ANNUAL GROUNDWATER MONITORING AND CORRECTIVE ACTION REPORT
 BALDWIN POWER PLANT, BOTTOM ASH POND

Lab ID: 160-51003-1
 SDG: 23071340

Method: 904.0 - Radium-228 (GFPC) (Continued)

Lab Sample ID: MB 160-623637/1-A
Matrix: Water
Analysis Batch: 625261

Client Sample ID: Method Blank
Prep Type: Total/NA
Prep Batch: 623637

Carrier	MB MB		Limits	Prepared	Analyzed	Dil Fac
	%Yield	Qualifier				
Y Carrier	84.9		30 - 110	08/10/23 09:40	08/23/23 14:37	1

Lab Sample ID: LCS 160-623637/2-A
Matrix: Water
Analysis Batch: 625261

Client Sample ID: Lab Control Sample
Prep Type: Total/NA
Prep Batch: 623637

Analyte	Spike Added	LCS Result	LCS Qual	Total Uncert. (2σ+/-)	RL	MDC	Unit	%Rec	%Rec Limits

Carrier	LCS LCS		Limits
	%Yield	Qualifier	
Ba Carrier	83.3		30 - 110
Y Carrier	80.4		30 - 110

Lab Sample ID: LCSD 160-623637/3-A
Matrix: Water
Analysis Batch: 625261

Client Sample ID: Lab Control Sample Dup
Prep Type: Total/NA
Prep Batch: 623637

Analyte	Spike Added	LCSD Result	LCSD Qual	Total Uncert. (2σ+/-)	RL	MDC	Unit	%Rec	%Rec Limits	RER	Limit

Carrier	LCSD LCSD		Limits
	%Yield	Qualifier	
Ba Carrier	76.2		30 - 110
Y Carrier	82.2		30 - 110

Lab Sample ID: MB 160-623639/1-A
Matrix: Water
Analysis Batch: 625263

Client Sample ID: Method Blank
Prep Type: Total/NA
Prep Batch: 623639

Analyte	MB MB		Count Uncert. (2σ+/-)	Total Uncert. (2σ+/-)	RL	MDC	Unit	Prepared	Analyzed	Dil Fac
	Result	Qualifier								
Radium-228	0.3229	U	0.356	0.358	1.00	0.582	pCi/L	08/10/23 09:45	08/23/23 14:18	1

Carrier	MB MB		Limits	Prepared	Analyzed	Dil Fac
	%Yield	Qualifier				
Ba Carrier	81.4		30 - 110	08/10/23 09:45	08/23/23 14:18	1
Y Carrier	84.1		30 - 110	08/10/23 09:45	08/23/23 14:18	1

Lab Sample ID: LCS 160-623639/2-A
Matrix: Water
Analysis Batch: 625263

Client Sample ID: Lab Control Sample
Prep Type: Total/NA
Prep Batch: 623639

Analyte	Spike Added	LCS Result	LCS Qual	Total Uncert. (2σ+/-)	RL	MDC	Unit	%Rec	%Rec Limits

Eurofins St. Louis

QC Sample Results

APPENDIX A.

Client: TekLab, Inc
 Project/Site: Radium-226 and Radium-228

ANNUAL GROUNDWATER MONITORING AND CORRECTIVE ACTION REPORT
 BALDWIN POWER PLANT, BOTTOM ASH POND

Lab ID: 160-51003-1
 Job ID: 160-51003-1
 SDG: 23071340

Method: 904.0 - Radium-228 (GFPC) (Continued)

Lab Sample ID: LCS 160-623639/2-A
Matrix: Water
Analysis Batch: 625263

Client Sample ID: Lab Control Sample
Prep Type: Total/NA
Prep Batch: 623639

Carrier	LCS	LCS	Limits
	%Yield	Qualifier	
Ba Carrier	86.8		30 - 110
Y Carrier	82.6		30 - 110

Lab Sample ID: MB 160-624957/1-A
Matrix: Water
Analysis Batch: 627054

Client Sample ID: Method Blank
Prep Type: Total/NA
Prep Batch: 624957

Analyte	MB MB		Count	Total	RL	MDC	Unit	Prepared	Analyzed	Dil Fac
	Result	Qualifier	Uncert. (2σ+/-)	Uncert. (2σ+/-)						
Radium-228	0.7864		0.510	0.515	1.00	0.758	pCi/L	08/22/23 09:53	09/07/23 11:35	1

Carrier	MB	MB	Limits	Prepared	Analyzed	Dil Fac
	%Yield	Qualifier				
Ba Carrier	68.9		30 - 110	08/22/23 09:53	09/07/23 11:35	1
Y Carrier	83.0		30 - 110	08/22/23 09:53	09/07/23 11:35	1

Lab Sample ID: LCSD 160-624957/3-A
Matrix: Water
Analysis Batch: 627054

Client Sample ID: Lab Control Sample Dup
Prep Type: Total/NA
Prep Batch: 624957

Analyte	Spike Added	LCSD Result	LCSD Qual	Total	RL	MDC	Unit	%Rec	%Rec Limits	RER	RER
				Uncert. (2σ+/-)							Limit
Radium-228	7.90	8.607		1.29	1.00	0.620	pCi/L	109	75 - 125	0.52	1

Carrier	LCSD	LCSD	Limits
	%Yield	Qualifier	
Ba Carrier	76.9		30 - 110
Y Carrier	84.5		30 - 110

QC Association Summary

ANNUAL GROUNDWATER MONITORING AND CORRECTIVE ACTION REPORT
BALDWIN POWER PLANT, BOTTOM ASH POND

APPENDIX A.

Client: TekLab, Inc
Project/Site: Radium-226 and Radium-228

Lab ID: 160-51003-1
SDG: 23071340

Rad

Prep Batch: 623636

Lab Sample ID	Client Sample ID	Prep Type	Matrix	Method	Prep Batch
160-51003-1	23071340-001A	Total/NA	Water	PrecSep-21	
160-51003-2	23071340-002A	Total/NA	Water	PrecSep-21	
160-51003-3	23071340-003A	Total/NA	Water	PrecSep-21	
160-51003-4	23071340-004A	Total/NA	Water	PrecSep-21	
160-51003-5	23071340-005A	Total/NA	Water	PrecSep-21	
160-51003-6	23071340-006A	Total/NA	Water	PrecSep-21	
160-51003-7	23071340-007A	Total/NA	Water	PrecSep-21	
160-51003-8	23071340-008A	Total/NA	Water	PrecSep-21	
160-51003-9	23071340-009A	Total/NA	Water	PrecSep-21	
160-51003-10	23071340-010A	Total/NA	Water	PrecSep-21	
160-51003-11	23071340-011A	Total/NA	Water	PrecSep-21	
160-51003-12	23071340-012A	Total/NA	Water	PrecSep-21	
160-51003-13	23071340-013A	Total/NA	Water	PrecSep-21	
160-51003-14	23071340-014A	Total/NA	Water	PrecSep-21	
160-51003-15	23071340-015A	Total/NA	Water	PrecSep-21	
160-51003-16	23071340-016A	Total/NA	Water	PrecSep-21	
160-51003-17	23071340-017A	Total/NA	Water	PrecSep-21	
160-51003-18	23071340-018A	Total/NA	Water	PrecSep-21	
160-51003-19	23071340-019A	Total/NA	Water	PrecSep-21	
160-51003-20	23071340-020A	Total/NA	Water	PrecSep-21	
MB 160-623636/1-A	Method Blank	Total/NA	Water	PrecSep-21	
LCS 160-623636/2-A	Lab Control Sample	Total/NA	Water	PrecSep-21	
LCSD 160-623636/3-A	Lab Control Sample Dup	Total/NA	Water	PrecSep-21	

Prep Batch: 623637

Lab Sample ID	Client Sample ID	Prep Type	Matrix	Method	Prep Batch
160-51003-1	23071340-001A	Total/NA	Water	PrecSep_0	
160-51003-2	23071340-002A	Total/NA	Water	PrecSep_0	
160-51003-3	23071340-003A	Total/NA	Water	PrecSep_0	
160-51003-4	23071340-004A	Total/NA	Water	PrecSep_0	
160-51003-5	23071340-005A	Total/NA	Water	PrecSep_0	
160-51003-6	23071340-006A	Total/NA	Water	PrecSep_0	
160-51003-7	23071340-007A	Total/NA	Water	PrecSep_0	
160-51003-8	23071340-008A	Total/NA	Water	PrecSep_0	
160-51003-9	23071340-009A	Total/NA	Water	PrecSep_0	
160-51003-10	23071340-010A	Total/NA	Water	PrecSep_0	
160-51003-11	23071340-011A	Total/NA	Water	PrecSep_0	
160-51003-12	23071340-012A	Total/NA	Water	PrecSep_0	
160-51003-13	23071340-013A	Total/NA	Water	PrecSep_0	
160-51003-14	23071340-014A	Total/NA	Water	PrecSep_0	
160-51003-15	23071340-015A	Total/NA	Water	PrecSep_0	
160-51003-16	23071340-016A	Total/NA	Water	PrecSep_0	
160-51003-17	23071340-017A	Total/NA	Water	PrecSep_0	
160-51003-18	23071340-018A	Total/NA	Water	PrecSep_0	
160-51003-19	23071340-019A	Total/NA	Water	PrecSep_0	
160-51003-20	23071340-020A	Total/NA	Water	PrecSep_0	
MB 160-623637/1-A	Method Blank	Total/NA	Water	PrecSep_0	
LCS 160-623637/2-A	Lab Control Sample	Total/NA	Water	PrecSep_0	
LCSD 160-623637/3-A	Lab Control Sample Dup	Total/NA	Water	PrecSep_0	

QC Association Summary

APPENDIX A.
ANNUAL GROUNDWATER MONITORING AND CORRECTIVE ACTION REPORT
BALDWIN POWER PLANT, BOTTOM ASH POND

Client: TekLab, Inc
Project/Site: Radium-226 and Radium-228

Lab ID: 160-51003-1
SDG: 23071340

Rad

Prep Batch: 623638

Lab Sample ID	Client Sample ID	Prep Type	Matrix	Method	Prep Batch
160-51003-21	23071340-021A	Total/NA	Water	PrecSep-21	
160-51003-22	23071340-022A	Total/NA	Water	PrecSep-21	
160-51003-23	23071340-023A	Total/NA	Water	PrecSep-21	
160-51003-24	23071340-024A	Total/NA	Water	PrecSep-21	
160-51003-25	23071340-025A	Total/NA	Water	PrecSep-21	
160-51003-26	23071340-026A	Total/NA	Water	PrecSep-21	
160-51003-27	23071340-027A	Total/NA	Water	PrecSep-21	
160-51003-28	23071340-028A	Total/NA	Water	PrecSep-21	
160-51003-30	23071340-030A	Total/NA	Water	PrecSep-21	
160-51003-32	23071340-032A	Total/NA	Water	PrecSep-21	
160-51003-33	23071340-033A	Total/NA	Water	PrecSep-21	
160-51003-34	23071340-034A	Total/NA	Water	PrecSep-21	
160-51003-35	23071340-035A	Total/NA	Water	PrecSep-21	
160-51003-36	23071340-036A	Total/NA	Water	PrecSep-21	
160-51003-37	23071340-037A	Total/NA	Water	PrecSep-21	
MB 160-623638/1-A	Method Blank	Total/NA	Water	PrecSep-21	
LCS 160-623638/2-A	Lab Control Sample	Total/NA	Water	PrecSep-21	

Prep Batch: 623639

Lab Sample ID	Client Sample ID	Prep Type	Matrix	Method	Prep Batch
160-51003-21	23071340-021A	Total/NA	Water	PrecSep_0	
160-51003-22	23071340-022A	Total/NA	Water	PrecSep_0	
160-51003-23	23071340-023A	Total/NA	Water	PrecSep_0	
160-51003-24	23071340-024A	Total/NA	Water	PrecSep_0	
160-51003-25	23071340-025A	Total/NA	Water	PrecSep_0	
160-51003-26	23071340-026A	Total/NA	Water	PrecSep_0	
160-51003-27	23071340-027A	Total/NA	Water	PrecSep_0	
160-51003-28	23071340-028A	Total/NA	Water	PrecSep_0	
160-51003-30	23071340-030A	Total/NA	Water	PrecSep_0	
160-51003-32	23071340-032A	Total/NA	Water	PrecSep_0	
160-51003-33	23071340-033A	Total/NA	Water	PrecSep_0	
160-51003-34	23071340-034A	Total/NA	Water	PrecSep_0	
160-51003-35	23071340-035A	Total/NA	Water	PrecSep_0	
160-51003-36	23071340-036A	Total/NA	Water	PrecSep_0	
160-51003-37	23071340-037A	Total/NA	Water	PrecSep_0	
MB 160-623639/1-A	Method Blank	Total/NA	Water	PrecSep_0	
LCS 160-623639/2-A	Lab Control Sample	Total/NA	Water	PrecSep_0	

Prep Batch: 624956

Lab Sample ID	Client Sample ID	Prep Type	Matrix	Method	Prep Batch
160-51003-38	23071340-038A	Total/NA	Water	PrecSep-21	
MB 160-624956/1-A	Method Blank	Total/NA	Water	PrecSep-21	
LCS 160-624956/2-A	Lab Control Sample	Total/NA	Water	PrecSep-21	
LCSD 160-624956/3-A	Lab Control Sample Dup	Total/NA	Water	PrecSep-21	

Prep Batch: 624957

Lab Sample ID	Client Sample ID	Prep Type	Matrix	Method	Prep Batch
160-51003-38	23071340-038A	Total/NA	Water	PrecSep_0	
MB 160-624957/1-A	Method Blank	Total/NA	Water	PrecSep_0	
LCSD 160-624957/3-A	Lab Control Sample Dup	Total/NA	Water	PrecSep_0	

Tracer/Carrier Summary

APPENDIX A.
ANNUAL GROUNDWATER MONITORING AND CORRECTIVE ACTION REPORT
BALDWIN POWER PLANT, BOTTOM ASH POND

Client: TekLab, Inc
Project/Site: Radium-226 and Radium-228

Lab ID: 160-51003-1
SDG: 23071340

Method: 903.0 - Radium-226 (GFPC)
Matrix: Water

Prep Type: Total/NA

Lab Sample ID	Client Sample ID	Percent Yield (Acceptance Limits)	
		Ba (30-110)	
160-51003-1	23071340-001A	85.3	
160-51003-2	23071340-002A	59.8	
160-51003-3	23071340-003A	80.9	
160-51003-4	23071340-004A	83.8	
160-51003-5	23071340-005A	46.3	
160-51003-6	23071340-006A	84.8	
160-51003-7	23071340-007A	38.5	
160-51003-8	23071340-008A	79.7	
160-51003-9	23071340-009A	88.2	
160-51003-10	23071340-010A	84.8	
160-51003-11	23071340-011A	86.5	
160-51003-12	23071340-012A	83.3	
160-51003-13	23071340-013A	86.3	
160-51003-14	23071340-014A	88.2	
160-51003-15	23071340-015A	82.8	
160-51003-16	23071340-016A	83.8	
160-51003-17	23071340-017A	90.4	
160-51003-18	23071340-018A	75.5	
160-51003-19	23071340-019A	88.5	
160-51003-20	23071340-020A	63.5	
160-51003-21	23071340-021A	85.8	
160-51003-22	23071340-022A	84.6	
160-51003-23	23071340-023A	82.8	
160-51003-24	23071340-024A	74.0	
160-51003-25	23071340-025A	87.5	
160-51003-26	23071340-026A	86.0	
160-51003-27	23071340-027A	85.0	
160-51003-28	23071340-028A	88.2	
160-51003-30	23071340-030A	78.2	
160-51003-32	23071340-032A	90.9	
160-51003-33	23071340-033A	88.7	
160-51003-34	23071340-034A	65.0	
160-51003-35	23071340-035A	85.3	
160-51003-36	23071340-036A	89.5	
160-51003-37	23071340-037A	87.0	
160-51003-38	23071340-038A	89.0	
LCS 160-623636/2-A	Lab Control Sample	83.3	
LCS 160-623638/2-A	Lab Control Sample	86.8	
LCS 160-624956/2-A	Lab Control Sample	80.2	
LCSD 160-623636/3-A	Lab Control Sample Dup	76.2	
LCSD 160-624956/3-A	Lab Control Sample Dup	76.9	
MB 160-623636/1-A	Method Blank	88.2	
MB 160-623638/1-A	Method Blank	81.4	
MB 160-624956/1-A	Method Blank	68.9	

Tracer/Carrier Legend

Ba = Ba Carrier

Tracer/Carrier Summary

APPENDIX A.
ANNUAL GROUNDWATER MONITORING AND CORRECTIVE ACTION REPORT
BALDWIN POWER PLANT, BOTTOM ASH POND

Client: TekLab, Inc
Project/Site: Radium-226 and Radium-228

Lab ID: 160-51003-1
SDG: 23071340

Method: 904.0 - Radium-228 (GFPC)

Matrix: Water

Prep Type: Total/NA

Lab Sample ID	Client Sample ID	Percent Yield (Acceptance Limits)	
		Ba (30-110)	Y (30-110)
160-51003-1	23071340-001A	85.3	82.2
160-51003-2	23071340-002A	59.8	80.0
160-51003-3	23071340-003A	80.9	81.1
160-51003-4	23071340-004A	83.8	78.5
160-51003-5	23071340-005A	46.3	80.7
160-51003-6	23071340-006A	84.8	77.4
160-51003-7	23071340-007A	38.5	75.1
160-51003-8	23071340-008A	79.7	80.7
160-51003-9	23071340-009A	88.2	78.9
160-51003-10	23071340-010A	84.8	79.6
160-51003-11	23071340-011A	86.5	80.7
160-51003-12	23071340-012A	83.3	74.8
160-51003-13	23071340-013A	86.3	82.6
160-51003-14	23071340-014A	88.2	82.6
160-51003-15	23071340-015A	82.8	80.7
160-51003-16	23071340-016A	83.8	82.6
160-51003-17	23071340-017A	90.4	80.4
160-51003-18	23071340-018A	75.5	81.9
160-51003-19	23071340-019A	88.5	87.1
160-51003-20	23071340-020A	63.5	84.5
160-51003-21	23071340-021A	85.8	80.7
160-51003-22	23071340-022A	84.6	81.9
160-51003-23	23071340-023A	82.8	83.7
160-51003-24	23071340-024A	74.0	83.0
160-51003-25	23071340-025A	87.5	80.7
160-51003-26	23071340-026A	86.0	82.2
160-51003-27	23071340-027A	85.0	78.9
160-51003-28	23071340-028A	88.2	83.0
160-51003-30	23071340-030A	78.2	83.4
160-51003-32	23071340-032A	90.9	84.5
160-51003-33	23071340-033A	88.7	75.5
160-51003-34	23071340-034A	65.0	86.0
160-51003-35	23071340-035A	85.3	82.6
160-51003-36	23071340-036A	89.5	76.6
160-51003-37	23071340-037A	87.0	86.0
160-51003-38	23071340-038A	89.0	86.7
LCS 160-623637/2-A	Lab Control Sample	83.3	80.4
LCS 160-623639/2-A	Lab Control Sample	86.8	82.6
LCSD 160-623637/3-A	Lab Control Sample Dup	76.2	82.2
LCSD 160-624957/3-A	Lab Control Sample Dup	76.9	84.5
MB 160-623637/1-A	Method Blank	88.2	84.9
MB 160-623639/1-A	Method Blank	81.4	84.1
MB 160-624957/1-A	Method Blank	68.9	83.0

Tracer/Carrier Legend

Ba = Ba Carrier

Y = Y Carrier

APPENDIX A.
ANNUAL GROUNDWATER MONITORING AND CORRECTIVE ACTION REPORT
BALDWIN POWER PLANT, BOTTOM ASH POND
BAL-257-601

Site Sampling Event	Baldwin 3Q 2023		Summary of Well Information																
LIMS Workorder	23071339																		
Technician	BG, JC, TAC																		
WO Sample	Well ID	Date	Time	Time (adj)	DTB (ft)	DTW (ft)	MP Elev (ft)	GW Elev (ft)	Well Condition	Sampling Device	Samling Method	Field Filtered	Appearance	Odor	Color	Turbidity (visible)	Ferrous Iron	comments	
001A	MW-104DR	08/03/2023	1540	1540		13.95			Good	Bladder Pump	Low Flow	Yes	Clear	None	None	None	0.183		
002A	MW-1045R	08/03/2023	1555	1555		13.9			Good	Bladder Pump	Low Flow	Yes	Cloudy	None	None	Slight	1.178		
003A	MW-150	08/07/2023	1125	1125		20.65			Good	Bladder Pump	Low Flow	Yes	Clear	Moderate	None	None	0.315		
004A	MW-151	08/07/2023	1057	1057		8.07			Good	Bladder Pump	Low Flow	Yes	Cloudy	None	Lt. Brown	None	0.329		
005A	MW-152	08/04/2023	1339	1339		8.19			Good	Bladder Pump	Low Flow	Yes	Cloudy	None	None	Slight	0.252		
006A	MW-153	08/04/2023	1148	1148		16.19			Good	Bladder Pump	Low Flow	Yes	Clear	None	None	None	0.315		
007A	MW-154			0		DRY												DRY	
008A	MW-155	08/07/2023	1414	1414		19.95			Good	Bladder Pump	Low Flow	Yes	Clear	None	None	None	0.07		
009A	MW-192	08/04/2023	1010	1010		8.42			Good	Bladder Pump	Low Flow	Yes	Cloudy	Slight	None	Slight		over range	
010A	MW-193	08/04/2023	908	0908		8.99			Good	Bladder Pump	Low Flow	Yes	Clear	Slight	None	None		over range	
011A	MW-252	08/04/2023	1412	1412		2.81			Good	Submersible Pump	Low Flow	Yes	Cloudy	Slight	None	Moderate	6.286		
012A	MW-253	08/04/2023	1207	1207		16.15			Good	Bladder Pump	Low Flow	Yes	Clear	None	None	None	0.858		
013A	MW-304	08/03/2023	1510	1510		9.84			Good	Bladder Pump	Low Flow	Yes	Clear	None	None	None	0		
014A	MW-306	08/04/2023	1110	1110		17.49			Good	Bladder Pump	Low Flow	Yes	Clear	None	None	None	0.109		
015A	MW-350	08/07/2023	1148	1148		23.89			Good	Bladder Pump	Low Flow	Yes	Clear	Slight	None	None	0.191		
016A	MW-352	08/04/2023	1257	1257		13.49			Good	Bladder Pump	Low Flow	Yes	Clear	None	None	None	0.46		
017A	MW-355	08/07/2023	1403	1403		25.26			Good	Bladder Pump	Low Flow	Yes	Clear	None	None	None	0.357		
018A	MW-356	08/03/2023	1322	1322		4.43			Good	Bladder Pump	Low Flow	Yes	Clear	None	None	None	5.197		
019A	MW-358	08/07/2023	1231	1231		31.1			Good	Bladder Pump	Low Flow	Yes	Clear	None	None	None	0.333		
020A	MW-366	08/04/2023	954	0954		18.26			Good	Bladder Pump	Low Flow	Yes	Clear	None	None	None	0.035		
021A	MW-369	08/03/2023	1433	1433		14.56			Good	Bladder Pump	Low Flow	Yes	Clear	None	None	None	6.016		
022A	MW-370	08/03/2023	1500	1500		9.5			Good	Bladder Pump	Low Flow	Yes	Clear	None	None	None	5.954		
023A	MW-375	08/07/2023	957	0957		33.56			Good	Bladder Pump	Low Flow	Yes	Clear	None	None	None	0.16		
024A	MW-377	08/07/2023	1019	1019		6.17			Good	Bladder Pump	Low Flow	Yes	Clear	None	None	None	0.015		
025A	MW-382	08/03/2023	1555	1555		16.71			Good	Bladder Pump	Low Flow	Yes	Cloudy	None	Grey	None		over Range	
026A	MW-383	08/03/2023	1413	1413		19.92			Good	Bladder Pump	Low Flow	Yes	Clear	None	None	None	0.283		
027A	MW-384	08/03/2023	1438	1438		15.1			Good	Bladder Pump	Low Flow	Yes	Clear	None	None	None	1.379		
028A	MW-390	08/04/2023	917	0917		8.89			Good	Bladder Pump	Low Flow	Yes	Clear	None	None	None	0.087		
029A	MW-391	08/04/2023	1020	1020		65.43			Good	Bladder Pump	Low Flow	Yes	Clear	None	None	None	0		
030A	MW-392	08/03/2023	1221	1221		8.18			Good	Bladder Pump	Low Flow	Yes	Clear	Slight	None	None	5.516		
031A	MW-393	08/03/2023	1143	1143		8.13			Good	Bladder Pump	Low Flow	Yes	Clear	Moderate	None	None		over range	
032A	MW-394	08/03/2023	1108	1108		7.45			Good	Bladder Pump	Low Flow	Yes	Clear	Moderate	None	None		over range	
033A	OW-156	08/15/2023	1131	1131		9.64			Good	Bailer			Cloudy	None	Grey	Slight			
034A	OW-157	08/15/2023	13.04	013.04		8.33			Good	Bailer			Cloudy	None	None	Slight			
035A	OW-256	08/03/2023	1407	1407		12.73			Good	Submersible Pump	Low Flow	Yes	Cloudy	None	None	Slight		over range	
036A	OW-257	08/04/2023	dry	dry		7.77			Good	Submersible Pump	Low Flow	Yes	Clear	None	Grey	Moderate		went dry	
037A	PZ-170	08/04/2023	1116	1116		17.76			Good	Submersible Pump	Low Flow	Yes	Clear	None	None	None	6.815	went dry	
038A	PZ-182	08/04/2023	1323	1323		19.82			Good	Submersible Pump	Low Flow	Yes	Cloudy	Slight	Lt. Brown	Slight	5.543		
039A	TPZ-164	08/07/2023	1303	1303		3.72			Good	Submersible Pump	Low Flow	Yes	Clear	None	None	None	5.202		
040A	XPW01	08/03/2023	1239	1239		11.16			Good	Bladder Pump	Low Flow	Yes	Clear	None	None	None	0.788		
041A	XPW05	08/03/2023	1314	1314		4.73			Good	Bladder Pump	Low Flow	Yes	Clear	None	None	None	1.314		
042A	XPW06	08/03/2023	1339	1339		2.57			Good	Bladder Pump	Low Flow	Yes	Clear	None	None	None	3.895		
043A	Field Blank	08/07/2023	1330	1330															
044A	MW-304 DUP	08/03/2023	1510	1510		9.84													
045A	PZ-182 (resample)	08/15/2023	1231	1231		18.99			Good	Submersible Pump	Low Flow	Yes	Clear	None	None	Slight	5.492		

APPENDIX A.
ANNUAL GROUNDWATER MONITORING AND CORRECTIVE ACTION REPORT
BALDWIN POWER PLANT, BOTTOM ASH POND
BAL-257-601

Summary of Stabilized Field Parameters

Site Sampling Event	Baldwin 3Q 2023																
LIMS Workorder	23071339																
Technician	BG, JC, TAC																
Well ID	Date	Time	Time (adj)	Temp (deg C)	Temp (deg F)	pH (SU)	Sp Cond (µS/cm)	Sp Cond (µmhos/cm @25C)	ODO (mg/L)	Turbidity (NTU)	ORP (mV)	Purge Volume (gal)	DTB (ft)	DTW (ft)	MP Elev (ft)	GW Elev (ft)	LIMS ID
MW-104DR	8/3/2023	15:40	1540	15.2	59.36	7.03	1235.8	1235.8	1.04	2.38	69.8			13.95			23071339-001A
MW-104SR	8/3/2023	15:55	1555	17.4	63.32	6.71	1435.8	1435.8	0.81	25.13	91.5			13.9			23071339-002A
MW-150	8/7/2023	11:25	1125	14	57.2	7.05	2610.8	2610.8	1.65	3.14	-64.7			20.65			23071339-003A
MW-151	8/7/2023	10:57	1057	16.3	61.34	6.76	1271.8	1271.8	2.23	69.3	165.6			8.07			23071339-004A
MW-152	8/4/2023	13:39	1339	15.1	59.18	6.93	2397.6	2397.6	2.19	49.27	108.1			8.19			23071339-005A
MW-153	8/4/2023	11:48	1148	14.9	58.82	7.19	781	781	2.21	3.4	88.8			16.19			23071339-006A
														DRY			23071339-007A
MW-155	8/7/2023	14:14	1414	14.7	58.46	7.09	1105.8	1105.8	0.97	10.69	87.9			19.95			23071339-008A
MW-192	8/4/2023	10:10	1010	18.7	65.66	6.61	906	906	0.46	291.25	-101.7			8.42			23071339-009A
MW-193	8/4/2023	9:21	0921	17.4	63.32	6.5	1079	1079	0.91	4.91	-13.2			8.99			23071339-010A
MW-252	8/4/2023	14:12	1412	18.9	66.02	6.68	1940	1940	0.99	92.7	-51.3			2.81			23071339-011A
MW-253	8/4/2023	12:07	1207	15	59	11.28	937.5	937.5	0.65	8.03	68.2			16.15			23071339-012A
MW-304	8/3/2023	15:10	1510	16.2	61.16	7.92	3002	3002	0.69	2.84	77.5			9.84			23071339-013A
MW-306	8/4/2023	11:10	1110	16.2	61.16	10.58	737.7	737.7	0.65	2.48	78.5			17.49			23071339-014A
MW-350	8/7/2023	11:48	1148	13.9	57.02	11.52	1038.2	1038.2	2.55	2.32	-6.7			23.89			23071339-015A
MW-352	8/4/2023	12:57	1257	16.4	61.52	7.9	1355.3	1355.3	0.73	3.4	85.4			13.49			23071339-016A
MW-355	8/7/2023	14:03	1403	14.5	58.1	7.29	1076.6	1076.6	2.19	3.23	77.4			25.26			23071339-017A
MW-356	8/3/2023	13:22	1322	17.5	63.5	7.86	1326	1326	1.53	2.24	-55.8			4.43			23071339-018A
MW-358	8/7/2023	12:31	1231	16.1	60.98	8	6937.6	6937.6	1.37	8.41	-42.4			31.1			23071339-019A
MW-366	8/4/2023	9:54	0954	15.4	59.72	6.87	2022	2022	0.61	6	92.5			18.26			23071339-020A
MW-369	8/3/2023	14:33	1433	15.8	60.44	8.33	2620	2620	0.67	16.59	-76.5			14.56			23071339-021A
MW-370	8/3/2023	15:00	1500	16.1	60.98	7.79	6672	6672	0.68	3.32	-16.6			9.5			23071339-022A
MW-375	8/7/2023	10:19	1019	15.8	60.44	6.98	1410.8	1410.8	0.66	4.22	159.5			33.56			23071339-023A
MW-377	8/7/2023	9:57	0957	15.4	59.72	7.56	2129.8	2129.8	0.71	6.6	141.7			6.17			23071339-024A
MW-382	8/3/2023	15:55	1555	16	60.8	7.9	1907	1907	0.51	178.31	-36.1			16.71			23071339-025A
MW-383	8/3/2023	14:13	1413	19.1	66.38	7.56	1884.2	1884.2	0.61	4.94	28.7			19.92			23071339-026A
MW-384	8/3/2023	14:38	1438	17.5	63.5	8.09	3561.1	3561.1	0.7	6.97	54.3			15.1			23071339-027A
MW-390	8/4/2023	9:17	0917	17.3	63.14	7.17	2167.1	2167.1	0.59	21.4	72.8			8.89			23071339-028A
MW-391	8/4/2023	10:20	1020	16.4	61.52	7.83	4050.9	4050.9	1	7.61	121.7			65.43			23071339-029A
MW-392	8/3/2023	12:21	1221	18.2	64.76	7.86	4024	4024	0.81	3.25	-170.4			8.18			23071339-030A
MW-393	8/3/2023	11:43	1143	18	64.4	8.36	4705	4705	0.57	1.56	-324.9			8.13			23071339-031A
MW-394	8/3/2023	11:07	1107	17.4	63.32	8	3659	3659	0.51	15.78	-323.7			7.45			23071339-032A
OW-156	8/15/2023	11:31	1131	18.8	65.84	6.32	1366.3	1366.3	3.79	31.59	145			9.64			23071339-033A
OW-157	8/15/2023	13:04	1304	16.5	61.7	6.24	6206.1	6206.1	2.65	55.37	55.6			8.33			23071339-034A
OW-256	8/3/2023	14:07	1407	17.1	62.78	6.83	987	987	0.47	6.21	-43.2			12.73			23071339-035A
														7.77			23071339-036A
PZ-170	8/4/2023	11:16	1116	16.4	61.52	6.57	1948	1948	0.6	18.23	-156.3			17.76			23071339-037A
PZ-182	8/4/2023	13:23	1323	17.1	62.78	7.32	3.8	3.8	9.59	16.14	-46.5			19.82			23071339-038A
TPZ-164	8/7/2023	13:03	1303	18.5	65.3	7.38	1103	1103	0.6	6.3	-48.6			3.72			23071339-039A
XPW01	8/3/2023	12:39	1239	17.6	63.68	6.75	816.2	816.2	0.53	5.24	47.9			11.16			23071339-040A
XPW05	8/3/2023	13:14	1314	18	64.4	7.17	948.8	948.8	0.48	5.92	-5.5			4.73			23071339-041A
XPW06	8/3/2023	13:39	1339	21.7	71.06	6.96	706.8	706.8	0.56	3.85	32.5			2.57			23071339-042A
																	23071339-043A
														9.84			23071339-044A
PZ-182 (resample)	8/15/2023	12:37	1237	15.2	59.36	6.45	1770.3	1770.3	0.47	9.45	26.8			18.99			23071339-045A

Groundwater Sampling Field Form - Groundwater Quality Parameters

Site Sampling Event	Baldwin 3Q 2023														
LIMS Workorder	23071339-001A														
Technician	BG, JC, TAC														
Well ID	Date	Time	Time (adj)	DTW	Drawdown	Temp (deg C)	Temp (deg F)	pH (SU)	Sp Cond (µS/cm)	Sp Cond (µmhos/cm @25C)	ODO (mg/L)	Turbidity (NTU)	ORP (mV)	Purge Volume (gal)	
MW-104DR	8/3/2023	15:34	1534	13.95		15.3	59.54	7.44	1292.3	1292.3	2.39	10.97	63.2		
MW-104DR	8/3/2023	15:37	1537	13.95		15.2	59.36	7.13	1237.5	1237.5	1.37	3.43	66.7		
MW-104DR	8/3/2023	15:40	1540	13.95		15.2	59.36	7.03	1235.8	1235.8	1.04	2.38	69.8		

Groundwater Sampling Field Form - Groundwater Quality Parameters

Site Sampling Event	Baldwin 3Q 2023													
LIMS Workorder	23071339-002A													
Technician	BG, JC, TAC													
Well ID	Date	Time	Time (adj)	DTW	Drawdown	Temp (deg C)	Temp (deg F)	pH (SU)	Sp Cond (µS/cm)	Sp Cond (µmhos/cm @25C)	ODO (mg/L)	Turbidity (NTU)	ORP (mV)	Purge Volume (gal)
MW-104SR	8/3/2023	15:49	1549	13.9		17.4	63.32	6.74	1467.2	1467.2	1.08	10.38	91.5	
MW-104SR	8/3/2023	15:52	1552	13.9		17.4	63.32	6.72	1420.4	1420.4	0.96	6.3	91.4	
MW-104SR	8/3/2023	15:55	1555	13.9		17.4	63.32	6.71	1435.8	1435.8	0.81	25.13	91.5	

Groundwater Sampling Field Form - Groundwater Quality Parameters

Site Sampling Event	Baldwin 3Q 2023														
LIMS Workorder	23071339-003A														
Technician	BG, JC, TAC														
Well ID	Date	Time	Time (adj)	DTW	Drawdown	Temp (deg C)	Temp (deg F)	pH (SU)	Sp Cond (µS/cm)	Sp Cond (µmhos/cm @25C)	ODO (mg/L)	Turbidity (NTU)	ORP (mV)	Purge Volume (gal)	
MW-150	8/7/2023	11:19	1119	20.65		16.2	61.16	7.03	2774.9	2774.9	6.07	4.52	20.6		
MW-150	8/7/2023	11:22	1122	20.65		14.1	57.38	7.06	2613	2613	1.69	5.7	-75		
MW-150	8/7/2023	11:25	1125	20.65		14	57.2	7.05	2610.8	2610.8	1.65	3.14	-64.7		

Groundwater Sampling Field Form - Groundwater Quality Parameters

Site Sampling Event	Baldwin 3Q 2023														
LIMS Workorder	23071339-004A														
Technician	BG, JC, TAC														
Well ID	Date	Time	Time (adj)	DTW	Drawdown	Temp (deg C)	Temp (deg F)	pH (SU)	Sp Cond (µS/cm)	Sp Cond (µmhos/cm @25C)	ODO (mg/L)	Turbidity (NTU)	ORP (mV)	Purge Volume (gal)	
MW-151	8/7/2023	10:51	1051	8.07		15.2	59.36	6.9	1231.9	1231.9	1.4	9.85	161.1		
MW-151	8/7/2023	10:54	1054	8.07		16.2	61.16	6.76	1225.6	1225.6	1.01	9.35	163.4		
MW-151	8/7/2023	10:57	1057	8.07		16.3	61.34	6.76	1271.8	1271.8	2.23	69.3	165.6		

APPENDIX A.
 ANNUAL GROUNDWATER MONITORING AND CORRECTIVE ACTION REPORT
 BALDWIN POWER PLANT, BOTTOM ASH POND
 BAL-257-601

Groundwater Sampling Field Form - Groundwater Quality Parameters

Site Sampling Event	Baldwin 3Q 2023														
LIMS Workorder	23071339-005A														
Technician	BG, JC, TAC														
Well ID	Date	Time	Time (adj)	DTW	Drawdown	Temp (deg C)	Temp (deg F)	pH (SU)	Sp Cond (µS/cm)	Sp Cond (µmhos/cm @25C)	ODO (mg/L)	Turbidity (NTU)	ORP (mV)	Purge Volume (gal)	
MW-152	8/4/2023	13:24	1324	8.19		15.2	59.36	6.96	2382.8	2382.8	2.02	420.4	99		
MW-152	8/4/2023	13:27	1327	8.19		15.1	59.18	6.95	2399.5	2399.5	2.12	223.78	101.2		
MW-152	8/4/2023	13:30	1330	8.19		15.1	59.18	6.95	2389.1	2389.1	2.23	134.13	103.1		
MW-152	8/4/2023	13:33	1333	8.19		15.1	59.18	6.94	2396.3	2396.3	2.23	93.12	104.9		
MW-152	8/4/2023	13:36	1336	8.19		15	59	6.93	2405.3	2405.3	2.18	67.37	106.6		
MW-152	8/4/2023	13:39	1339	8.19		15.1	59.18	6.93	2397.6	2397.6	2.19	49.27	108.1		

Groundwater Sampling Field Form - Groundwater Quality Parameters

Site Sampling Event	Baldwin 3Q 2023														
LIMS Workorder	23071339-006A														
Technician	BG, JC, TAC														
Well ID	Date	Time	Time (adj)	DTW	Drawdown	Temp (deg C)	Temp (deg F)	pH (SU)	Sp Cond (µS/cm)	Sp Cond (µmhos/cm @25C)	ODO (mg/L)	Turbidity (NTU)	ORP (mV)	Purge Volume (gal)	
MW-153	8/4/2023	11:42	1142	16.19		14.9	58.82	7.74	847.3	847.3	2.06	10.85	81.5		
MW-153	8/4/2023	11:45	1145	16.19		14.8	58.64	7.39	791.7	791.7	2.13	5.13	85.1		
MW-153	8/4/2023	11:48	1148	16.19		14.9	58.82	7.19	781	781	2.21	3.4	88.8		

Groundwater Sampling Field Form - Groundwater Quality Parameters

Site Sampling Event	Baldwin 3Q 2023
LIMS Workorder	23071339-007A
Technician	BG, JC, TAC
Well ID	Date

Time	Time (adj)	DTW	Drawdown	Temp (deg C)	Temp (deg F)	pH (SU)	Sp Cond (μS/cm)	Sp Cond (μmhos/cm @25C)	ODO (mg/L)	Turbidity (NTU)	ORP (mV)	Purge Volume (gal)
MW-154												

Groundwater Sampling Field Form - Groundwater Quality Parameters

Site Sampling Event	Baldwin 3Q 2023														
LIMS Workorder	23071339-008A														
Technician	BG, JC, TAC														
Well ID	Date	Time	Time (adj)	DTW	Drawdown	Temp (deg C)	Temp (deg F)	pH (SU)	Sp Cond (µS/cm)	Sp Cond (µmhos/cm @25C)	ODO (mg/L)	Turbidity (NTU)	ORP (mV)	Purge Volume (gal)	
MW-155	8/7/2023	14:08	1408	19.95		17.1	62.78	7.37	1132.3	1132.3	7.4	5.71	85.2		
MW-155	8/7/2023	14:11	1411	19.95		14.6	58.28	7.13	1106.5	1106.5	1.42	30.88	88.3		
MW-155	8/7/2023	14:14	1414	19.95		14.7	58.46	7.09	1105.8	1105.8	0.97	10.69	87.9		

Groundwater Sampling Field Form - Groundwater Quality Parameters

Site Sampling Event	Baldwin 3Q 2023														
LIMS Workorder	23071339-009A														
Technician	BG, JC, TAC														
Well ID	Date	Time	Time (adj)	DTW	Drawdown	Temp (deg C)	Temp (deg F)	pH (SU)	Sp Cond (µS/cm)	Sp Cond (µmhos/cm @25C)	ODO (mg/L)	Turbidity (NTU)	ORP (mV)	Purge Volume (gal)	
MW-192	8/4/2023	10:01	1001	8.42		17.8	64.04	6.62	903	903	0.46	313.2	-108.6		
MW-192	8/4/2023	10:04	1004	8.42		18.3	64.94	6.61	904	904	0.45	340.21	-106.3		
MW-192	8/4/2023	10:07	1007	8.42		18.6	65.48	6.61	905	905	0.46	184.99	-103.5		
MW-192	8/4/2023	10:10	1010	8.42		18.7	65.66	6.61	906	906	0.46	291.25	-101.7		

Groundwater Sampling Field Form - Groundwater Quality Parameters

Site Sampling Event	Baldwin 3Q 2023
LIMS Workorder	23071339-010A
Technician	BG, JC, TAC

Well ID	Date	Time	Time (adj)	DTW	Drawdown	Temp (deg C)	Temp (deg F)	pH (SU)	Sp Cond (µS/cm)	Sp Cond (µmhos/cm @25C)	ODO (mg/L)	Turbidity (NTU)	ORP (mV)	Purge Volume (gal)
MW-193	8/4/2023	9:15	0915	8.99		17.5	63.5	6.49	1082	1082	0.8	5.99	-3.7	
MW-193	8/4/2023	9:18	0918	8.99		17.4	63.32	6.5	1082	1082	0.82	6.58	-9.5	
MW-193	8/4/2023	9:21	0921	8.99		17.4	63.32	6.5	1079	1079	0.91	4.91	-13.2	

Groundwater Sampling Field Form - Groundwater Quality Parameters

Site Sampling Event	Baldwin 3Q 2023														
LIMS Workorder	23071339-011A														
Technician	BG, JC, TAC														
Well ID	Date	Time	Time (adj)	DTW	Drawdown	Temp (deg C)	Temp (deg F)	pH (SU)	Sp Cond (µS/cm)	Sp Cond (µmhos/cm @25C)	ODO (mg/L)	Turbidity (NTU)	ORP (mV)	Purge Volume (gal)	
MW-252	8/4/2023	14:05	1405	2.81		16.3	61.34	6.74	1960	1960	0.86	87.84	-45		
MW-252	8/4/2023	14:08	1408	2.81		16.9	62.42	6.71	1972	1972	0.89	93.57	-46.7		
MW-252	8/4/2023	14:12	1412	2.81		18.9	66.02	6.68	1940	1940	0.99	92.7	-51.3		

Groundwater Sampling Field Form - Groundwater Quality Parameters

Site Sampling Event	Baldwin 3Q 2023														
LIMS Workorder	23071339-012A														
Technician	BG, JC, TAC														
Well ID	Date	Time	Time (adj)	DTW	Drawdown	Temp (deg C)	Temp (deg F)	pH (SU)	Sp Cond (µS/cm)	Sp Cond (µmhos/cm @25C)	ODO (mg/L)	Turbidity (NTU)	ORP (mV)	Purge Volume (gal)	
MW-253	8/4/2023	12:01	1201	16.15		16.5	61.7	10.99	1695.6	1695.6	3.3	9.66	79.2		
MW-253	8/4/2023	12:04	1204	16.15		15.1	59.18	11.22	979.2	979.2	0.84	12.46	71.9		
MW-253	8/4/2023	12:07	1207	16.15		15	59	11.28	937.5	937.5	0.65	8.03	68.2		

Groundwater Sampling Field Form - Groundwater Quality Parameters

Site Sampling Event	Baldwin 3Q 2023													
LIMS Workorder	23071339-013A													
Technician	BG, JC, TAC													
Well ID	Date	Time	Time (adj)	DTW	Drawdown	Temp (deg C)	Temp (deg F)	pH (SU)	Sp Cond (µS/cm)	Sp Cond (µmhos/cm @25C)	ODO (mg/L)	Turbidity (NTU)	ORP (mV)	Purge Volume (gal)
MW-304	8/3/2023	15:04	1504	9.84		16.8	62.24	8.21	2972.1	2972.1	2.99	3.59	74.5	
MW-304	8/3/2023	15:07	1507	9.84		16.2	61.16	7.98	3013.1	3013.1	0.98	2.53	76.9	
MW-304	8/3/2023	15:10	1510	9.84		16.2	61.16	7.92	3002	3002	0.69	2.84	77.5	

Groundwater Sampling Field Form - Groundwater Quality Parameters

Site Sampling Event	Baldwin 3Q 2023														
LIMS Workorder	23071339-014A														
Technician	BG, JC, TAC														
Well ID	Date	Time	Time (adj)	DTW	Drawdown	Temp (deg C)	Temp (deg F)	pH (SU)	Sp Cond (µS/cm)	Sp Cond (µmhos/cm @25C)	ODO (mg/L)	Turbidity (NTU)	ORP (mV)	Purge Volume (gal)	
MW-306	8/4/2023	11:04	1104	17.49		17.6	63.68	10.35	760.1	760.1	2.58	3.69	80		
MW-306	8/4/2023	11:07	1107	17.49		16.3	61.34	10.74	822.3	822.3	0.89	2.79	83.8		
MW-306	8/4/2023	11:10	1110	17.49		16.2	61.16	10.58	737.7	737.7	0.65	2.48	78.5		

APPENDIX A.
 ANNUAL GROUNDWATER MONITORING AND CORRECTIVE ACTION REPORT
 BALDWIN POWER PLANT, BOTTOM ASH POND
 BAL-257-601

Groundwater Sampling Field Form - Groundwater Quality Parameters

Site Sampling Event	Baldwin 3Q 2023														
LIMS Workorder	23071339-015A														
Technician	BG, JC, TAC														
Well ID	Date	Time	Time (adj)	DTW	Drawdown	Temp (deg C)	Temp (deg F)	pH (SU)	Sp Cond (µS/cm)	Sp Cond (µmhos/cm @25C)	ODO (mg/L)	Turbidity (NTU)	ORP (mV)	Purge Volume (gal)	
MW-350	8/7/2023	11:38	1138	23.89		14.8	58.64	11.24	1237.2	1237.2	6.54	2.69	13.1		
MW-350	8/7/2023	11:41	1141	23.89		14	57.2	10.98	833.3	833.3	2.31	2.98	-15.5		
MW-350	8/7/2023	11:42	1142	23.89		14.1	57.38	11.06	895	895	2.37	2.84	-14.9		
MW-350	8/7/2023	11:45	1145	23.89		13.9	57.02	11.46	975.4	975.4	2.52	2.51	-9.9		
MW-350	8/7/2023	11:48	1148	23.89		13.9	57.02	11.52	1038.2	1038.2	2.55	2.32	-6.7		

Groundwater Sampling Field Form - Groundwater Quality Parameters

Site Sampling Event	Baldwin 3Q 2023														
LIMS Workorder	23071339-016A														
Technician	BG, JC, TAC														
Well ID	Date	Time	Time (adj)	DTW	Drawdown	Temp (deg C)	Temp (deg F)	pH (SU)	Sp Cond (µS/cm)	Sp Cond (µmhos/cm @25C)	ODO (mg/L)	Turbidity (NTU)	ORP (mV)	Purge Volume (gal)	
MW-352	8/4/2023	12:51	1251	13.49		16.3	61.34	8.77	2632.8	2632.8	2.33	3.31	105.2		
MW-352	8/4/2023	12:54	1254	13.49		16.7	62.06	8.17	2656.5	2656.5	0.92	2.72	91.2		
MW-352	8/4/2023	12:57	1257	13.49		16.4	61.52	7.9	1355.3	1355.3	0.73	3.4	85.4		

Groundwater Sampling Field Form - Groundwater Quality Parameters

Site Sampling Event	Baldwin 3Q 2023														
LIMS Workorder	23071339-017A														
Technician	BG, JC, TAC														
Well ID	Date	Time	Time (adj)	DTW	Drawdown	Temp (deg C)	Temp (deg F)	pH (SU)	Sp Cond (µS/cm)	Sp Cond (µmhos/cm @25C)	ODO (mg/L)	Turbidity (NTU)	ORP (mV)	Purge Volume (gal)	
MW-355	8/7/2023	13:57	1357	25.26		14.6	58.28	7.49	1084.6	1084.6	3.04	11.01	77.7		
MW-355	8/7/2023	14:00	1400	25.26		14.5	58.1	7.35	1076.9	1076.9	2.51	4.96	77		
MW-355	8/7/2023	14:03	1403	25.26		14.5	58.1	7.29	1076.6	1076.6	2.19	3.23	77.4		

Groundwater Sampling Field Form - Groundwater Quality Parameters

Site Sampling Event	Baldwin 3Q 2023														
LIMS Workorder	23071339-018A														
Technician	BG, JC, TAC														
Well ID	Date	Time	Time (adj)	DTW	Drawdown	Temp (deg C)	Temp (deg F)	pH (SU)	Sp Cond (µS/cm)	Sp Cond (µmhos/cm @25C)	ODO (mg/L)	Turbidity (NTU)	ORP (mV)	Purge Volume (gal)	
MW-356	8/3/2023	13:16	1316	4.43		17.7	63.86	7.99	1426	1426	1.16	5.04	-52.4		
MW-356	8/3/2023	13:19	1319	4.43		17.7	63.86	7.9	1373	1373	1.04	2.95	-54.7		
MW-356	8/3/2023	13:22	1322	4.43		17.5	63.5	7.86	1326	1326	1.53	2.24	-55.8		

Groundwater Sampling Field Form - Groundwater Quality Parameters

Site Sampling Event	Baldwin 3Q 2023														
LIMS Workorder	23071339-019A														
Technician	BG, JC, TAC														
Well ID	Date	Time	Time (adj)	DTW	Drawdown	Temp (deg C)	Temp (deg F)	pH (SU)	Sp Cond (µS/cm)	Sp Cond (µmhos/cm @25C)	ODO (mg/L)	Turbidity (NTU)	ORP (mV)	Purge Volume (gal)	
MW-358	8/7/2023	12:22	1222	31.1		16.9	62.42	8.16	7069.8	7069.8	1.63	24.43	67.3		
MW-358	8/7/2023	12:25	1225	31.1		16.6	61.88	8.06	7090.7	7090.7	1.42	17.42	24.9		
MW-358	8/7/2023	12:28	1228	31.1		16.2	61.16	8.02	6993.3	6993.3	1.38	13.27	-18.3		
MW-358	8/7/2023	12:31	1231	31.1		16.1	60.98	8	6937.6	6937.6	1.37	8.41	-42.4		

Groundwater Sampling Field Form - Groundwater Quality Parameters

Site Sampling Event	Baldwin 3Q 2023														
LIMS Workorder	23071339-020A														
Technician	BG, JC, TAC														
Well ID	Date	Time	Time (adj)	DTW	Drawdown	Temp (deg C)	Temp (deg F)	pH (SU)	Sp Cond (µS/cm)	Sp Cond (µmhos/cm @25C)	ODO (mg/L)	Turbidity (NTU)	ORP (mV)	Purge Volume (gal)	
MW-366	8/4/2023	9:48	0948	18.26		15.4	59.72	6.91	2246.3	2246.3	0.83	12.38	92.2		
MW-366	8/4/2023	9:51	0951	18.26		15.4	59.72	6.84	2189.6	2189.6	0.66	7.47	93.7		
MW-366	8/4/2023	9:54	0954	18.26		15.4	59.72	6.87	2022	2022	0.61	6	92.5		

Groundwater Sampling Field Form - Groundwater Quality Parameters

Site Sampling Event	Baldwin 3Q 2023														
LIMS Workorder	23071339-021A														
Technician	BG, JC, TAC														
Well ID	Date	Time	Time (adj)	DTW	Drawdown	Temp (deg C)	Temp (deg F)	pH (SU)	Sp Cond (µS/cm)	Sp Cond (µmhos/cm @25C)	ODO (mg/L)	Turbidity (NTU)	ORP (mV)	Purge Volume (gal)	
MW-369	8/3/2023	14:27	1427	14.56		15.9	60.62	7.18	3323	3323	1.22	8.04	7		
MW-369	8/3/2023	14:30	1430	14.56		15.8	60.44	8.02	3039	3039	0.74	13.23	-51.2		
MW-369	8/3/2023	14:33	1433	14.56		15.8	60.44	8.33	2620	2620	0.67	16.59	-76.5		

Groundwater Sampling Field Form - Groundwater Quality Parameters

Site Sampling Event	Baldwin 3Q 2023														
LIMS Workorder	23071339-022A														
Technician	BG, JC, TAC														
Well ID	Date	Time	Time (adj)	DTW	Drawdown	Temp (deg C)	Temp (deg F)	pH (SU)	Sp Cond (µS/cm)	Sp Cond (µmhos/cm @25C)	ODO (mg/L)	Turbidity (NTU)	ORP (mV)	Purge Volume (gal)	
MW-370	8/3/2023	14:54	1454	9.5		16.5	61.7	7.84	6590	6590	1.64	3.39	-4		
MW-370	8/3/2023	14:57	1457	9.5		16.2	61.16	7.81	6696	6696	0.8	3.31	-11.5		
MW-370	8/3/2023	15:00	1500	9.5		16.1	60.98	7.79	6672	6672	0.68	3.32	-16.6		

Groundwater Sampling Field Form - Groundwater Quality Parameters

Site Sampling Event	Baldwin 3Q 2023														
LIMS Workorder	23071339-023A														
Technician	BG, JC, TAC														
Well ID	Date	Time	Time (adj)	DTW	Drawdown	Temp (deg C)	Temp (deg F)	pH (SU)	Sp Cond (µS/cm)	Sp Cond (µmhos/cm @25C)	ODO (mg/L)	Turbidity (NTU)	ORP (mV)	Purge Volume (gal)	
MW-375	8/7/2023	10:13	1013	33.56		18.1	64.58	7.46	1419.2	1419.2	5.1	3.43	149.1		
MW-375	8/7/2023	10:16	1016	33.56		15.9	60.62	7.05	1424.1	1424.1	0.88	3.38	157.3		
MW-375	8/7/2023	10:19	1019	33.56		15.8	60.44	6.98	1410.8	1410.8	0.66	4.22	159.5		

Groundwater Sampling Field Form - Groundwater Quality Parameters

Site Sampling Event	Baldwin 3Q 2023
LIMS Workorder	23071339-024A
Technician	BG, JC, TAC

Well ID	Date	Time	Time (adj)	DTW	Drawdown	Temp (deg C)	Temp (deg F)	pH (SU)	Sp Cond (µS/cm)	Sp Cond (µmhos/cm @25C)	ODO (mg/L)	Turbidity (NTU)	ORP (mV)	Purge Volume (gal)
MW-377	8/7/2023	9:51	0951	6.17		16.3	61.34	6.88	2007.4	2007.4	5.03	3.9	160.2	
MW-377	8/7/2023	9:54	0954	6.17		15.5	59.9	7.38	2220.7	2220.7	1.18	6.16	145.4	
MW-377	8/7/2023	9:57	0957	6.17		15.4	59.72	7.56	2129.8	2129.8	0.71	6.6	141.7	

Groundwater Sampling Field Form - Groundwater Quality Parameters

Site Sampling Event	Baldwin 3Q 2023														
LIMS Workorder	23071339-025A														
Technician	BG, JC, TAC														
Well ID	Date	Time	Time (adj)	DTW	Drawdown	Temp (deg C)	Temp (deg F)	pH (SU)	Sp Cond (µS/cm)	Sp Cond (µmhos/cm @25C)	ODO (mg/L)	Turbidity (NTU)	ORP (mV)	Purge Volume (gal)	
MW-382	8/3/2023	15:49	1549	16.71		16	60.8	7.91	1904	1904	0.54	175.73	-31.6		
MW-382	8/3/2023	15:52	1552	16.71		16	60.8	7.9	1904	1904	0.52	174.32	-33.9		
MW-382	8/3/2023	15:55	1555	16.71		16	60.8	7.9	1907	1907	0.51	178.31	-36.1		

Groundwater Sampling Field Form - Groundwater Quality Parameters

Site Sampling Event	Baldwin 3Q 2023														
LIMS Workorder	23071339-026A														
Technician	BG, JC, TAC														
Well ID	Date	Time	Time (adj)	DTW	Drawdown	Temp (deg C)	Temp (deg F)	pH (SU)	Sp Cond (µS/cm)	Sp Cond (µmhos/cm @25C)	ODO (mg/L)	Turbidity (NTU)	ORP (mV)	Purge Volume (gal)	
MW-383	8/3/2023	14:07	1407	19.92		20.2	68.36	7.47	1682.6	1682.6	2.59	3.61	56.8		
MW-383	8/3/2023	14:10	1410	19.92		19.1	66.38	7.55	1866.4	1866.4	0.83	3.75	35.4		
MW-383	8/3/2023	14:13	1413	19.92		19.1	66.38	7.56	1884.2	1884.2	0.61	4.94	28.7		

Groundwater Sampling Field Form - Groundwater Quality Parameters

Site Sampling Event	Baldwin 3Q 2023														
LIMS Workorder	23071339-027A														
Technician	BG, JC, TAC														
Well ID	Date	Time	Time (adj)	DTW	Drawdown	Temp (deg C)	Temp (deg F)	pH (SU)	Sp Cond (µS/cm)	Sp Cond (µmhos/cm @25C)	ODO (mg/L)	Turbidity (NTU)	ORP (mV)	Purge Volume (gal)	
MW-384	8/3/2023	14:32	1432	15.1		18	64.4	7.88	2737.8	2737.8	3.7	5.31	52.1		
MW-384	8/3/2023	14:35	1435	15.1		17.4	63.32	8.02	3547.2	3547.2	1.06	7.42	56.7		
MW-384	8/3/2023	14:38	1438	15.1		17.5	63.5	8.09	3561.1	3561.1	0.7	6.97	54.3		

Groundwater Sampling Field Form - Groundwater Quality Parameters

Site Sampling Event	Baldwin 3Q 2023													
LIMS Workorder	23071339-028A													
Technician	BG, JC, TAC													
Well ID	Date	Time	Time (adj)	DTW	Drawdown	Temp (deg C)	Temp (deg F)	pH (SU)	Sp Cond (µS/cm)	Sp Cond (µmhos/cm @25C)	ODO (mg/L)	Turbidity (NTU)	ORP (mV)	Purge Volume (gal)
MW-390	8/4/2023	9:11	0911	8.89		17.3	63.14	7.26	3793.9	3793.9	0.74	17.28	87.9	
MW-390	8/4/2023	9:14	0914	8.89		17.3	63.14	7.23	2875.4	2875.4	0.62	14.86	78.2	
MW-390	8/4/2023	9:17	0917	8.89		17.3	63.14	7.17	2167.1	2167.1	0.59	21.4	72.8	

Groundwater Sampling Field Form - Groundwater Quality Parameters

Site Sampling Event	Baldwin 3Q 2023														
LIMS Workorder	23071339-029A														
Technician	BG, JC, TAC														
Well ID	Date	Time	Time (adj)	DTW	Drawdown	Temp (deg C)	Temp (deg F)	pH (SU)	Sp Cond (µS/cm)	Sp Cond (µmhos/cm @25C)	ODO (mg/L)	Turbidity (NTU)	ORP (mV)	Purge Volume (gal)	
MW-391	8/4/2023	10:14	1014	65.43		17.5	63.5	7.7	3831.2	3831.2	7.75	9.44	131.4		
MW-391	8/4/2023	10:17	1017	65.43		16.6	61.88	7.86	4379.6	4379.6	1.61	12.41	126.1		
MW-391	8/4/2023	10:20	1020	65.43		16.4	61.52	7.83	4050.9	4050.9	1	7.61	121.7		

Groundwater Sampling Field Form - Groundwater Quality Parameters

Site Sampling Event	Baldwin 3Q 2023														
LIMS Workorder	23071339-030A														
Technician	BG, JC, TAC														
Well ID	Date	Time	Time (adj)	DTW	Drawdown	Temp (deg C)	Temp (deg F)	pH (SU)	Sp Cond (µS/cm)	Sp Cond (µmhos/cm @25C)	ODO (mg/L)	Turbidity (NTU)	ORP (mV)	Purge Volume (gal)	
MW-392	8/3/2023	12:12	1212	8.18		18.9	66.02	8.06	3984	3984	1.43	11.22	-116		
MW-392	8/3/2023	12:15	1215	8.18		18.3	64.94	7.94	4028	4028	0.91	10.98	-146.6		
MW-392	8/3/2023	12:18	1218	8.18		18.2	64.76	7.89	4021	4021	0.83	5.14	-161.6		
MW-392	8/3/2023	12:21	1221	8.18		18.2	64.76	7.86	4024	4024	0.81	3.25	-170.4		

Groundwater Sampling Field Form - Groundwater Quality Parameters

Site Sampling Event	Baldwin 3Q 2023														
LIMS Workorder	23071339-031A														
Technician	BG, JC, TAC														
Well ID	Date	Time	Time (adj)	DTW	Drawdown	Temp (deg C)	Temp (deg F)	pH (SU)	Sp Cond (µS/cm)	Sp Cond (µmhos/cm @25C)	ODO (mg/L)	Turbidity (NTU)	ORP (mV)	Purge Volume (gal)	
MW-393	8/3/2023	11:37	1137	8.13		18.5	65.3	8.51	3868	3868	0.9	4.25	-272.6		
MW-393	8/3/2023	11:40	1140	8.13		18.1	64.58	8.4	4697	4697	0.61	2.65	-312.6		
MW-393	8/3/2023	11:43	1143	8.13		18	64.4	8.36	4705	4705	0.57	1.56	-324.9		

APPENDIX A.
 ANNUAL GROUNDWATER MONITORING AND CORRECTIVE ACTION REPORT
 BALDWIN POWER PLANT, BOTTOM ASH POND
 BAL-257-601

Groundwater Sampling Field Form - Groundwater Quality Parameters

Site Sampling Event	Baldwin 3Q 2023														
LIMS Workorder	23071339-032A														
Technician	BG, JC, TAC														
Well ID	Date	Time	Time (adj)	DTW	Drawdown	Temp (deg C)	Temp (deg F)	pH (SU)	Sp Cond (µS/cm)	Sp Cond (µmhos/cm @25C)	ODO (mg/L)	Turbidity (NTU)	ORP (mV)	Purge Volume (gal)	
MW-394	8/3/2023	10:52	1052	7.45		18.2	64.76	8.12	4971	4971	0.7	9.4	-325.7		
MW-394	8/3/2023	10:55	1055	7.45		18.4	65.12	8.19	4836	4836	0.69	13.78	-330.7		
MW-394	8/3/2023	10:58	1058	7.45		17.5	63.5	8.21	4714	4714	0.55	23.54	-329.2		
MW-394	8/3/2023	11:01	1101	7.45		17.4	63.32	8.19	4666	4666	0.53	46.27	-327.7		
MW-394	8/3/2023	11:04	1104	7.45		17.4	63.32	8.1	3853	3853	0.52	24.19	-326		
MW-394	8/3/2023	11:07	1107	7.45		17.4	63.32	8	3659	3659	0.51	15.78	-323.7		

Groundwater Sampling Field Form - Groundwater Quality Parameters

Site Sampling Event	Baldwin 3Q 2023														
LIMS Workorder	23071339-033A														
Technician	BG, JC, TAC														
Well ID	Date	Time	Time (adj)	DTW	Drawdown	Temp (deg C)	Temp (deg F)	pH (SU)	Sp Cond (µS/cm)	Sp Cond (µmhos/cm @25C)	ODO (mg/L)	Turbidity (NTU)	ORP (mV)	Purge Volume (gal)	
OW-156	8/15/2023	11:28	1128	9.64		19.9	67.82	6.28	1375.9	1375.9	3.53	32.59	144.8		
OW-156	8/15/2023	11:30	1130	9.64		18.9	66.02	6.33	1371.4	1371.4	3.76	38.57	145.2		
OW-156	8/15/2023	11:31	1131	9.64		18.8	65.84	6.32	1366.3	1366.3	3.79	31.59	145		

Groundwater Sampling Field Form - Groundwater Quality Parameters

Site Sampling Event	Baldwin 3Q 2023													
LIMS Workorder	23071339-034A													
Technician	BG, JC, TAC													
Well ID	Date	Time	Time (adj)	DTW	Drawdown	Temp (deg C)	Temp (deg F)	pH (SU)	Sp Cond (µS/cm)	Sp Cond (µmhos/cm @25C)	ODO (mg/L)	Turbidity (NTU)	ORP (mV)	Purge Volume (gal)
OW-157	8/15/2023	13:01	1301	8.33		17.6	63.68	6.38	6147.5	6147.5	3.11	18.27	82.2	
OW-157	8/15/2023	13:02	1302	8.33		16.8	62.24	6.31	6191.1	6191.1	2.67	22.85	68.1	
OW-157	8/15/2023	13:04	1304	8.33		16.5	61.7	6.24	6206.1	6206.1	2.65	55.37	55.6	

Groundwater Sampling Field Form - Groundwater Quality Parameters

Site Sampling Event	Baldwin 3Q 2023														
LIMS Workorder	23071339-035A														
Technician	BG, JC, TAC														
Well ID	Date	Time	Time (adj)	DTW	Drawdown	Temp (deg C)	Temp (deg F)	pH (SU)	Sp Cond (µS/cm)	Sp Cond (µmhos/cm @25C)	ODO (mg/L)	Turbidity (NTU)	ORP (mV)	Purge Volume (gal)	
OW-256	8/3/2023	13:58	1358	12.73		16.5	61.7	6.86	988	988	0.49	15.35	-40.7		
OW-256	8/3/2023	14:01	1401	12.73		17.3	63.14	6.85	991	991	0.52	12.69	-41.7		
OW-256	8/3/2023	14:04	1404	12.73		17	62.6	6.85	987	987	0.49	11.74	-42.8		
OW-256	8/3/2023	14:07	1407	12.73		17.1	62.78	6.83	987	987	0.47	6.21	-43.2		

Groundwater Sampling Field Form - Groundwater Quality Parameters

Site Sampling Event	Baldwin 3Q 2023
LIMS Workorder	23071339-036A
Technician	BG, JC, TAC
Well ID	Date

Time	Time (adj)	DTW	Drawdown	Temp (deg C)	Temp (deg F)	pH (SU)	Sp Cond (μS/cm)	Sp Cond (μmhos/cm @25C)	ODO (mg/L)	Turbidity (NTU)	ORP (mV)	Purge Volume (gal)
------	------------	-----	----------	--------------	--------------	---------	-----------------	-------------------------	------------	-----------------	----------	--------------------

OW-257

Groundwater Sampling Field Form - Groundwater Quality Parameters

Site Sampling Event	Baldwin 3Q 2023
LIMS Workorder	23071339-037A
Technician	BG, JC, TAC

Well ID	Date	Time	Time (adj)	DTW	Drawdown	Temp (deg C)	Temp (deg F)	pH (SU)	Sp Cond (µS/cm)	Sp Cond (µmhos/cm @25C)	ODO (mg/L)	Turbidity (NTU)	ORP (mV)	Purge Volume (gal)
PZ-170	8/4/2023	11:10	1110	17.76		18	64.4	6.62	1913	1913	0.63	8.57	-143.2	
PZ-170	8/4/2023	11:13	1113	17.76		17.7	63.86	6.52	1998	1998	0.58	20.43	-141.9	
PZ-170	8/4/2023	11:16	1116	17.76		16.4	61.52	6.57	1948	1948	0.6	18.23	-156.3	

Groundwater Sampling Field Form - Groundwater Quality Parameters

Site Sampling Event	Baldwin 3Q 2023														
LIMS Workorder	23071339-038A														
Technician	BG, JC, TAC														
Well ID	Date	Time	Time (adj)	DTW	Drawdown	Temp (deg C)	Temp (deg F)	pH (SU)	Sp Cond (µS/cm)	Sp Cond (µmhos/cm @25C)	ODO (mg/L)	Turbidity (NTU)	ORP (mV)	Purge Volume (gal)	
PZ-182	8/4/2023	13:17	1317	19.82		15.7	60.26	7.02	5.1	5.1	9.64	16.51	-64		
PZ-182	8/4/2023	13:20	1320	19.82		16.4	61.52	7.23	4.1	4.1	9.68	16	-53.6		
PZ-182	8/4/2023	13:23	1323	19.82		17.1	62.78	7.32	3.8	3.8	9.59	16.14	-46.5		

Groundwater Sampling Field Form - Groundwater Quality Parameters

Site Sampling Event	Baldwin 3Q 2023														
LIMS Workorder	23071339-039A														
Technician	BG, JC, TAC														
Well ID	Date	Time	Time (adj)	DTW	Drawdown	Temp (deg C)	Temp (deg F)	pH (SU)	Sp Cond (µS/cm)	Sp Cond (µmhos/cm @25C)	ODO (mg/L)	Turbidity (NTU)	ORP (mV)	Purge Volume (gal)	
TPZ-164	8/7/2023	12:57	1257	3.72		18.8	65.84	7.49	1094.5	1094.5	0.78	10.61	-23.7		
TPZ-164	8/7/2023	13:00	1300	3.72		18.5	65.3	7.4	1101.4	1101.4	0.65	7.62	-39.1		
TPZ-164	8/7/2023	13:03	1303	3.72		18.5	65.3	7.38	1103	1103	0.6	6.3	-48.6		

Groundwater Sampling Field Form - Groundwater Quality Parameters

Site Sampling Event	Baldwin 3Q 2023														
LIMS Workorder	23071339-040A														
Technician	BG, JC, TAC														
Well ID	Date	Time	Time (adj)	DTW	Drawdown	Temp (deg C)	Temp (deg F)	pH (SU)	Sp Cond (µS/cm)	Sp Cond (µmhos/cm @25C)	ODO (mg/L)	Turbidity (NTU)	ORP (mV)	Purge Volume (gal)	
XPW01	8/3/2023	12:33	1233	11.16		17.5	63.5	6.73	816.3	816.3	0.56	10.2	59.3		
XPW01	8/3/2023	12:36	1236	11.16		17.6	63.68	6.74	817.1	817.1	0.54	6.41	53.1		
XPW01	8/3/2023	12:39	1239	11.16		17.6	63.68	6.75	816.2	816.2	0.53	5.24	47.9		

Groundwater Sampling Field Form - Groundwater Quality Parameters

Site Sampling Event	Baldwin 3Q 2023														
LIMS Workorder	23071339-041A														
Technician	BG, JC, TAC														
Well ID	Date	Time	Time (adj)	DTW	Drawdown	Temp (deg C)	Temp (deg F)	pH (SU)	Sp Cond (µS/cm)	Sp Cond (µmhos/cm @25C)	ODO (mg/L)	Turbidity (NTU)	ORP (mV)	Purge Volume (gal)	
XPW05	8/3/2023	13:08	1308	4.73		18.1	64.58	7.08	971.2	971.2	0.53	10.48	12.1		
XPW05	8/3/2023	13:11	1311	4.73		18.1	64.58	7.13	957.7	957.7	0.51	8.17	2		
XPW05	8/3/2023	13:14	1314	4.73		18	64.4	7.17	948.8	948.8	0.48	5.92	-5.5		

Groundwater Sampling Field Form - Groundwater Quality Parameters

Site Sampling Event	Baldwin 3Q 2023														
LIMS Workorder	23071339-042A														
Technician	BG, JC, TAC														
Well ID	Date	Time	Time (adj)	DTW	Drawdown	Temp (deg C)	Temp (deg F)	pH (SU)	Sp Cond (µS/cm)	Sp Cond (µmhos/cm @25C)	ODO (mg/L)	Turbidity (NTU)	ORP (mV)	Purge Volume (gal)	
XPW06	8/3/2023	13:33	1333	2.57		19.5	67.1	6.95	1141.3	1141.3	1.94	9.93	33.1		
XPW06	8/3/2023	13:36	1336	2.57		20.9	69.62	6.97	716.5	716.5	0.69	5.07	31.6		
XPW06	8/3/2023	13:39	1339	2.57		21.7	71.06	6.96	706.8	706.8	0.56	3.85	32.5		

Groundwater Sampling Field Form - Groundwater Quality Parameters

Site Sampling Event	Baldwin 3Q 2023														
LIMS Workorder	23071339-043A														
Technician	BG, JC, TAC														
Well ID	Date	Time	Time (adj)	DTW	Drawdown	Temp (deg C)	Temp (deg F)	pH (SU)	Sp Cond (μS/cm)	Sp Cond (μmhos/cm @25C)	ODO (mg/L)	Turbidity (NTU)	ORP (mV)	Purge Volume (gal)	
Field Blank	08/07/2023	1330	1330												

Groundwater Sampling Field Form - Groundwater Quality Parameters

Site Sampling Event	Baldwin 3Q 2023													
LIMS Workorder	23071339-044A													
Technician	BG, JC, TAC													
Well ID	Date	Time	Time (adj)	DTW	Drawdown	Temp (deg C)	Temp (deg F)	pH (SU)	Sp Cond (µS/cm)	Sp Cond (µmhos/cm @25C)	ODO (mg/L)	Turbidity (NTU)	ORP (mV)	Purge Volume (gal)
MW-304 DUP	8/3/2023	15:04	1504	9.84		16.8	62.24	8.21	2972.1	2972.1	2.99	3.59	74.5	
MW-304 DUP	8/3/2023	15:07	1507	9.84		16.2	61.16	7.98	3013.1	3013.1	0.98	2.53	76.9	
MW-304 DUP	8/3/2023	15:10	1510	9.84		16.2	61.16	7.92	3002	3002	0.69	2.84	77.5	

Groundwater Sampling Field Form - Groundwater Quality Parameters

Site Sampling Event	Baldwin 3Q 2023													
LIMS Workorder	23071339-045A													
Technician	BG, JC, TAC													
Well ID	Date	Time	Time (adj)	DTW	Drawdown	Temp (deg C)	Temp (deg F)	pH (SU)	Sp Cond (µS/cm)	Sp Cond (µmhos/cm @25C)	ODO (mg/L)	Turbidity (NTU)	ORP (mV)	Purge Volume (gal)
PZ-182 (resample)	8/15/2023	12:31	1231	18.99		15.1	59.18	6.45	1763.4	1763.4	0.47	4.41	32.7	
PZ-182 (resample)	8/15/2023	12:34	1234	18.99		15.1	59.18	6.45	1768	1768	0.47	3.87	34.6	
PZ-182 (resample)	8/15/2023	12:37	1237	18.99		15.2	59.36	6.45	1770.3	1770.3	0.47	9.45	26.8	

Field Analysis Log

APPENDIX A.
ANNUAL GROUNDWATER MONITORING AND CORRECTIVE ACTION REPORT
BALDWIN POWER PLANT, BOTTOM ASH POND
BAL 257-601

Cross Reference to Sample ID	Date mm/dd/yy	Time	Temp. c	pH Results			Conductivity			Other:				
				Reading 1	Reading 2	LCSD	Range Factor	Reading 1	Reading 2	COLOR BLANK	Read1/units	COLORBLANK	Read2/units	
	8-3-23	1028	21.5		7.01			1415						
	8-3-23	1611	22.6		7.02			1435						

**** Field Meter ID for Temp, pH & Conductivity : _____

**** Field Meter ID for (DR900) : _____ AIS _____

Field Temp SOP 1156	SW846	Std Methods	Lot #
pH in the Field SOP 1152	9040B	4500-H B	
Field Cond. SOP 1155	9050A	2510 B	
Other: _____			

Conductivity Std. _____	Lot # _____	Std. _____	PIPETTE _____
Conductivity Std. _____		Std. _____	
Conductivity Std. _____		Std. _____	
Conductivity LCS/LCSD _____		LCS/LCSD _____	

pH Calibration	Reading
Date: 8-3-23	4.00 4.01
Time: 1005	7.00 6.98
	10.00 10.01

Conductivity Calibration	Reading	units
	0-199.9	µS
	0-1999	µS
	0-19.99	mS

Std. _____	Calibration	Reading
Std. _____	Units	_____
Std. _____	Units	_____

Field Analyst Sig & Date: AWA cu 8-3-23
 Reviewed By & Date: _____
 Reviewed By & Date: _____

Field Analyst Sig & Date: AWA cu 8-3-23
 Reviewed By & Date: _____
 Reviewed By & Date: _____

Field Analyst Sig & Date: _____
 Reviewed By & Date: _____
 Reviewed By & Date: _____

Comments:

Field Analysis Log

APPENDIX A.
ANNUAL GROUNDWATER MONITORING AND CORRECTIVE ACTION REPORT
BALDWIN POWER PLANT, BOTTOM ASH POND
DRI 857-601

Cross Reference to Sample ID	Date mm/dd/yy	Time	Temp. c	pH Results			Conductivity		Other:					
				Reading 1	Reading 2	LCSD	Range Factor	Reading 1	Reading 2	COLOR BLANK	Read1/units	COLORBLANK	Read2/units	
	8-3-23	1008	23.4		7.02			1418						
	8-3-23	1611	22.8		7.02			1421						

**** Field Meter ID for Temp, pH & Conductivity : _____
 SW846 Std Methods Lot #
 Field Temp SOP 1156 2550 B pH 4.0 Buffer _____ Conductivity Std. _____ Std. _____
 pH in the Field SOP 1152 9040B 4500-H B pH 7.0 Buffer _____ Conductivity Std. _____ Std. _____
 Field Cond. SOP 1155 9050A 2510 B pH 10.0 Buffer _____ Conductivity Std. _____ Std. _____
 Other: _____ pH LCS/LCSD _____ Conductivity LCS/LCSD _____ LCS/LCSD _____

**** Field Meter ID for (____DR900____) : A15
 Lot # PIPETTE
 _____ _____ Std. _____
 _____ _____ Std. _____
 _____ _____ Std. _____
 _____ _____ LCS/LCSD _____

pH Calibration Reading
 Date: 8-3-23 4.00 3.99
 Time: 10:05 7.00 7.01
 10.00 10.01

Conductivity Calibration Reading units
 _____ _____ _____
 _____ _____ _____
 _____ _____ _____

_____ Calibration Reading
 Std _____ Units _____
 Std _____ Units _____
 Std _____ Units _____

Field Analyst Sig & Date: [Signature] 8-3-23
 Reviewed By & Date: _____
 Reviewed By & Date: _____

Field Analyst Sig & Date: [Signature] 8-3-23
 Reviewed By & Date: _____
 Reviewed By & Date: _____

Field Analyst Sig & Date: _____
 Reviewed By & Date: _____
 Reviewed By & Date: _____

Comments:

Field Analysis Log

APPENDIX A.
ANNUAL GROUNDWATER MONITORING AND CORRECTIVE ACTION REPORT,
BALDWIN POWER PLANT, BOZEMAN WASHINGTON
BAL 257 501

Cross Reference to Sample ID	Date mm/dd/yy	Time	Temp. c	pH Results			Conductivity			Other:				
				Reading 1	Reading 2	LCSD	Range Factor	Reading 1	Reading 2	COLOR BLANK	Read1/units	COLOR BLANK	Read2/units	
	8-1-23	0851	22.3		7.01			1428						
	8-4-23	1434			7.02			1432						

**** Field Meter ID for Temp, pH & Conductivity : _____

**** Field Meter ID for (DR900): _____ AI5

Field Temp SOP 1156	SW846	Std Methods	Lot #	Conductivity Std.	Lot #	PIPETTE
pH in the Field SOP 1152	9040B	2550 B	_____	_____	_____	_____
Field Cond. SOP 1155	9050A	4500-H B	_____	_____	_____	_____
Other: _____		2510 B	_____	_____	_____	_____
		pH 4.0 Buffer	_____	_____	_____	_____
		pH 7.0 Buffer	_____	_____	_____	_____
		pH 10.0 Buffer	_____	_____	_____	_____
		pH LCS/LCSD	_____	_____	_____	_____

pH Calibration
Date: 8-4-23
Time: 0852

Reading	4.00	4.01
	7.00	7.00
	10.00	10.00

Conductivity Calibration

Reading	units
_____	µS
_____	µS
_____	mS

0-199.9
0-1999
0-19.99

1415

Calibration Reading

Std	Units
_____	_____
Std	Units
_____	_____
Std	Units
_____	_____

Field Analyst Sig & Date: [Signature] 8-4-23
Reviewed By & Date: _____
Reviewed By & Date: _____

Field Analyst Sig & Date: [Signature] 8-4-23
Reviewed By & Date: _____
Reviewed By & Date: _____

Field Analyst Sig & Date: _____
Reviewed By & Date: _____
Reviewed By & Date: _____

Comments:

Field Analysis Log

APPENDIX A.
ANNUAL GROUNDWATER MONITORING AND CORRECTIVE ACTION REPORT
BALDWIN POWER PLANT, BOTTOM MASH POND
2/27/13
RW 287-001

Cross Reference to Sample ID	Date mm/dd/yy	Time	Temp. c	pH Results			Conductivity			Other:					
				Reading 1	Reading 2	LCS D	Range Factor	Reading 1	Reading 2	COLOR BLANK	Read1/units	COLOR BLANK	Read2/units		
	8-4-23	8:56	22.9	7.02	7.03			1412							
	8-4-23	14:37	23.4	7.03	7.01			1418							

**** Field Meter ID for Temp, pH & Conductivity : _____

**** Field Meter ID for (DR900): _____ A15

	SW846	Std Methods	Lot #
Field Temp SOP 1156		2550 B	pH 4.0 Buffer _____
pH in the Field SOP 1152	9040B	4500-H B	pH 7.0 Buffer _____
Field Cond. SOP 1155	9050A	2510 B	pH 10.0 Buffer _____
Other: _____			pH LCS/LCSD _____

	Lot #	Pipette
Conductivity Std. _____	_____	_____ Std. _____
Conductivity Std. _____	_____	_____ Std. _____
Conductivity Std. _____	_____	_____ Std. _____
Conductivity LCS/LCSD _____	_____	_____ LCS/LCSD _____

		Reading
pH Calibration	4.00	4.03
Date: 8-4-23	7.00	7.01
Time: 8:40	10.00	10.00

		Reading	units
Conductivity Calibration	_____	_____	_____
_____	0-199.9	_____	_____
_____	0-1999	1412	_____
_____	0-19.99	_____	_____

		Calibration	Reading
Std. _____	_____	_____	_____
Std. _____	_____	_____	_____
Std. _____	_____	_____	_____

Field Analyst Sig & Date: Burt Hill 8-4-23
 Reviewed By & Date: _____
 Reviewed By & Date: _____

Field Analyst Sig & Date: Burt Hill 8-4-23
 Reviewed By & Date: _____
 Reviewed By & Date: _____

Field Analyst Sig & Date: _____
 Reviewed By & Date: _____
 Reviewed By & Date: _____

Comments:

Field Analysis Log

APPENDIX A. ANNUAL GROUNDWATER MONITORING AND CORRECTIVE ACTION REPORT
BALDWIN POWER PLANT, BOTTOM DASH POND

10811329
DAL 857-604

Cross Reference to Sample ID	Date mm/dd/yy	Time	Temp. c	pH Results			Conductivity			Other:						
				Reading 1	Reading 2	LCSD	Range Factor	Reading 1	Reading 2	COLOR BLANK	Read1/units	COLORBLANK	Read2/units			
	8-7-03	0927	22.8		7.01			1422								
	8-7-03	1456	23.2		7.01			1415								

**** Field Meter ID for Temp, pH & Conductivity : _____

**** Field Meter ID for (DR900) : _____ AI5

Field Temp SOP 1156	SW846	Std Methods	Lot #	pH 4.0 Buffer	Conductivity Std.	Lot #	PIPETTE
pH in the Field SOP 1152	9040B	2550 B	_____	pH 7.0 Buffer	_____	_____	_____
Field Cond. SOP 1155	9050A	4500-H B	_____	pH 10.0 Buffer	_____	_____	_____
Other: _____		2510 B	_____	pH LCS/LCSD _____	_____	_____	_____

pH Calibration	Reading	4.00	7.00	9.99
Date: 8-7-03		4.00	7.01	9.99
Time: 0908				

Conductivity Calibration	Reading	units
_____	_____	_____
_____	_____	_____
_____	_____	_____

Calibration	Reading
Std _____	Units _____
Std _____	Units _____
Std _____	Units _____

Field Analyst Sig & Date: MSA on 8-7-03
 Reviewed By & Date: _____
 Reviewed By & Date: _____

Field Analyst Sig & Date: MSA on 8-7-03
 Reviewed By & Date: _____
 Reviewed By & Date: _____

Field Analyst Sig & Date: _____
 Reviewed By & Date: _____
 Reviewed By & Date: _____

Comments:

Field Analysis Log

250 11339

APPENDIX A.
ANNUAL GROUNDWATER MONITORING AND CORRECTIVE ACTION REPORT

Cross Reference to Sample ID	Date mm/dd/yy	Time	Temp. C	pH Results			Conductivity				BAL-257-601		
				Reading 1	Reading 2	LCSD	Range Factor	Reading 1	Reading 2	COLOR BLANK	Read1/units	COLOR BLANK	Read2/units
UCS	8/15/23	11:20	23.2	7.10				1412					
CCV	8	14:00	21.8	7.09				1380					

**** Field Meter ID for Temp, pH & Conductivity : Pine 4/881

**** Field Meter ID for (DR900) : A15

Field Temp SOP 1156	SW846	Std Methods	2550 B	pH 4.0 Buffer	Lot #	Conductivity Std.	Std.
pH in the Field SOP 1152	9040B	4500-H B		pH 7.0 Buffer	<u>WC 230418A</u>		
Field Cond SOP 1155	9050A	2510 B		pH 10.0 Buffer	<u>WC 230504B</u>		
Other: _____				pH LCS/LCSD _____	<u>WC 205501C</u>		
					<u>WC 230416F</u>		

pH Calibration	4.00	Reading	<u>4.00</u>
Date <u>8/15/23</u>	7.00		<u>7.01</u>
Time <u>1106</u>	10.00		<u>10.04</u>

Conductivity Calibration	Reading	units	
	<u>1412</u>	µS	0-199.9
		µS	0-1999
		mS	0-19.99

Calibration	Reading		
Std _____	Units _____		
Std _____	Units _____		
Std _____	Units _____		

Field Analyst Sig & Date: [Signature]
 Reviewed By & Date: _____
 Reviewed By & Date: _____

Field Analyst Sig & Date: [Signature]
 Reviewed By & Date: _____
 Reviewed By & Date: _____

Field Analyst Sig & Date: _____
 Reviewed By & Date: _____
 Reviewed By & Date: _____

Comments:

November 27, 2023

Eric Bauer
Ramboll
234 W. Florida Street
Fifth Floor
Milwaukee, WI 53204
TEL: (414) 837-3607
FAX: (414) 837-3608



Illinois	100226
Kansas	E-10374
Louisiana	05002
Louisiana	05003
Oklahoma	9978

RE: BAL-23Q4

WorkOrder: 23101244

Dear Eric Bauer:

TEKLAB, INC received 19 samples for BAL_257_601 on 11/3/2023 2:00:00 PM for the analysis presented in the following report.

Samples are analyzed on an as received basis unless otherwise requested and documented. The sample results contained in this report relate only to the requested analytes of interest as directed on the chain of custody. NELAP accredited fields of testing are indicated by the letters NELAP under the Certification column. Unless otherwise documented within this report, Teklab Inc. analyzes samples utilizing the most current methods in compliance with 40CFR. All tests are performed in the Collinsville, IL laboratory unless otherwise noted in the Case Narrative.

All quality control criteria applicable to the test methods employed for this project have been satisfactorily met and are in accordance with NELAP except where noted. The following report shall not be reproduced, except in full, without the written approval of Teklab, Inc.

If you have any questions regarding these tests results, please feel free to call.

Sincerely,



Elizabeth A. Hurley
Director of Customer Service
(618)344-1004 ex 33
ehurley@teklabinc.com



Report Contents

<http://www.teklabinc.com/>

Client: Ramboll

Work Order: 23101244

Client Project: BAL-23Q4

Report Date: 27-Nov-23

This reporting package includes the following:

Cover Letter	1
Report Contents	2
Definitions	3
Case Narrative	5
Accreditations	6
Laboratory Results	7
Sample Summary	43
Dates Report	44
Quality Control Results	55
Receiving Check List	110
Chain of Custody	Appended

Definitions

Client: Ramboll

Work Order: 23101244

Client Project: BAL-23Q4

Report Date: 27-Nov-23

Abbr Definition

* Analytes on report marked with an asterisk are not NELAP accredited

CCV Continuing calibration verification is a check of a standard to determine the state of calibration of an instrument between recalibration.

CRQL A Client Requested Quantitation Limit is a reporting limit that varies according to customer request. The CRQL may not be less than the MDL.

DF Dilution factor is the dilution performed during analysis only and does not take into account any dilutions made during sample preparation. The reported result is final and includes all dilution factors.

DNI Did not ignite

DUP Laboratory duplicate is a replicate aliquot prepared under the same laboratory conditions and independently analyzed to obtain a measure of precision.

ICV Initial calibration verification is a check of a standard to determine the state of calibration of an instrument before sample analysis is initiated.

IDPH IL Dept. of Public Health

LCS Laboratory control sample is a sample matrix, free from the analytes of interest, spiked with verified known amounts of analytes and analyzed exactly like a sample to establish intra-laboratory or analyst specific precision and bias or to assess the performance of all or a portion of the measurement system.

LCSD Laboratory control sample duplicate is a replicate laboratory control sample that is prepared and analyzed in order to determine the precision of the approved test method. The acceptable recovery range is listed in the QC Package (provided upon request).

MBLK Method blank is a sample of a matrix similar to the batch of associated sample (when available) that is free from the analytes of interest and is processed simultaneously with and under the same conditions as samples through all steps of the analytical procedures, and in which no target analytes or interferences should present at concentrations that impact the analytical results for sample analyses.

MDL "The method detection limit is defined as the minimum measured concentration of a substance that can be reported with 99% confidence that the measured concentration is distinguishable from method blank results."

MS Matrix spike is an aliquot of matrix fortified (spiked) with known quantities of specific analytes that is subjected to the entire analytical procedures in order to determine the effect of the matrix on an approved test method's recovery system. The acceptable recovery range is listed in the QC Package (provided upon request).

MSD Matrix spike duplicate means a replicate matrix spike that is prepared and analyzed in order to determine the precision of the approved test method. The acceptable recovery range is listed in the QC Package (provided upon request).

MW Molecular weight

NC Data is not acceptable for compliance purposes

ND Not Detected at the Reporting Limit

NELAP NELAP Accredited

PQL Practical quantitation limit means the lowest level that can be reliably achieved within specified limits of precision and accuracy during routine laboratory operation conditions.

RL The reporting limit the lowest level that the data is displayed in the final report. The reporting limit may vary according to customer request or sample dilution. The reporting limit may not be less than the MDL.

RPD Relative percent difference is a calculated difference between two recoveries (ie. MS/MSD). The acceptable recovery limit is listed in the QC Package (provided upon request).

SPK The spike is a known mass of target analyte added to a blank sample or sub-sample; used to determine recovery deficiency or for other quality control purposes.

Surr Surrogates are compounds which are similar to the analytes of interest in chemical composition and behavior in the analytical process, but which are not normally found in environmental samples.

TIC Tentatively identified compound: Analytes tentatively identified in the sample by using a library search. Only results not in the calibration standard will be reported as tentatively identified compounds. Results for tentatively identified compounds that are not present in the calibration standard, but are assigned a specific chemical name based upon the library search, are calculated using total peak areas from reconstructed ion chromatograms and a response factor of one. The nearest Internal Standard is used for the calculation. The results of any TICs must be considered estimated, and are flagged with a "T". If the estimated result is above the calibration range it is flagged "ET"

TNTC Too numerous to count (> 200 CFU)



Definitions

<http://www.teklabinc.com/>

Client: Ramboll

Work Order: 23101244

Client Project: BAL-23Q4

Report Date: 27-Nov-23

Qualifiers

- # - Unknown hydrocarbon
- C - RL shown is a Client Requested Quantitation Limit
- H - Holding times exceeded
- J - Analyte detected below quantitation limits
- ND - Not Detected at the Reporting Limit
- S - Spike Recovery outside recovery limits
- X - Value exceeds Maximum Contaminant Level
- B - Analyte detected in associated Method Blank
- E - Value above quantitation range
- I - Associated internal standard was outside method criteria
- M - Manual Integration used to determine area response
- R - RPD outside accepted recovery limits
- T - TIC(Tentatively identified compound)



Case Narrative

<http://www.teklabinc.com/>

Client: Ramboll
Client Project: BAL-23Q4

Work Order: 23101244
Report Date: 27-Nov-23

Cooler Receipt Temp: 7.6 °C

An employee of Teklab, Inc. collected the sample(s).

MW-104SR, MW-154, MW-155, and XPW01 could not be measured/collected; the wells were dry.

Per Eric Bauer's request, only BAL_257_601 data is included in this report. EAH 11/27/23

Locations

Collinsville

Address 5445 Horseshoe Lake Road
Collinsville, IL 62234-7425
Phone (618) 344-1004
Fax (618) 344-1005
Email jhriley@teklabinc.com

Collinsville Air

Address 5445 Horseshoe Lake Road
Collinsville, IL 62234-7425
Phone (618) 344-1004
Fax (618) 344-1005
Email EHurley@teklabinc.com

Springfield

Address 3920 Pintail Dr
Springfield, IL 62711-9415
Phone (217) 698-1004
Fax (217) 698-1005
Email KKlostermann@teklabinc.com

Chicago

Address 1319 Butterfield Rd.
Downers Grove, IL 60515
Phone (630) 324-6855
Fax
Email arenner@teklabinc.com

Kansas City

Address 8421 Nieman Road
Lenexa, KS 66214
Phone (913) 541-1998
Fax (913) 541-1998
Email jhriley@teklabinc.com



Accreditations

<http://www.teklabinc.com/>

Client: Ramboll

Work Order: 23101244

Client Project: BAL-23Q4

Report Date: 27-Nov-23

State	Dept	Cert #	NELAP	Exp Date	Lab
Illinois	IEPA	100226	NELAP	1/31/2024	Collinsville
Kansas	KDHE	E-10374	NELAP	4/30/2024	Collinsville
Louisiana	LDEQ	05002	NELAP	6/30/2024	Collinsville
Louisiana	LDEQ	05003	NELAP	6/30/2024	Collinsville
Oklahoma	ODEQ	9978	NELAP	8/31/2024	Collinsville
Arkansas	ADEQ	88-0966		3/14/2024	Collinsville
Illinois	IDPH	17584		5/31/2025	Collinsville
Iowa	IDNR	430		6/1/2024	Collinsville
Kentucky	UST	0073		1/31/2024	Collinsville
Missouri	MDNR	00930		5/31/2023	Collinsville
Missouri	MDNR	930		1/31/2025	Collinsville



Client: Ramboll
Client Project: BAL-23Q4
Lab ID: 23101244-009
Matrix: GROUNDWATER

Work Order: 23101244
Report Date: 27-Nov-23
Client Sample ID: MW-192
Collection Date: 10/31/2023 12:41

Analyses	Certification	MDL	RL	Qual	Result	Units	DF	Date Analyzed	Batch
FIELD ELEVATION MEASUREMENTS									
Depth to water from measuring point	*	0	0		8.87	ft	1	10/31/2023 12:41	R338785
STANDARD METHODS 2130 B FIELD									
Turbidity	*	1.0	1.0		23	NTU	1	10/31/2023 12:41	R338785
STANDARD METHODS 18TH ED. 2580 B FIELD									
Oxidation-Reduction Potential	*	-300	-300		-115	mV	1	10/31/2023 12:41	R338785
STANDARD METHODS 2510 B FIELD									
Spec. Conductance, Field	*	0	0		774	µS/cm	1	10/31/2023 12:41	R338785
STANDARD METHODS 2550 B FIELD									
Temperature	*	0	0		16.3	°C	1	10/31/2023 12:41	R338785
STANDARD METHODS 4500-O G FIELD									
Oxygen, Dissolved	*	0	0		1.26	mg/L	1	10/31/2023 12:41	R338785
SW-846 9040B FIELD									
pH	*	0	1.00		6.78		1	10/31/2023 12:41	R338785
STANDARD METHODS 2320 B (TOTAL) 1997, 2011									
Alkalinity, Bicarbonate (as CaCO ₃)	NELAP	0	0		391	mg/L	1	11/03/2023 13:56	R338806
STANDARD METHODS 2320 B 1997, 2011									
Alkalinity, Carbonate (as CaCO ₃)	NELAP	0	0		0	mg/L	1	11/03/2023 13:56	R338806
STANDARD METHODS 2540 C (TOTAL) 1997, 2011									
Total Dissolved Solids	NELAP	16	20		420	mg/L	1	11/02/2023 10:38	R338738
SW-846 9036 (TOTAL)									
Sulfate	NELAP	6	10		20	mg/L	1	11/01/2023 21:35	R338641
SW-846 9214 (TOTAL)									
Fluoride	NELAP	0.04	0.10		0.49	mg/L	1	11/08/2023 10:58	R338960
SW-846 9251 (TOTAL)									
Chloride	NELAP	1	4		22	mg/L	1	11/01/2023 21:35	R338688
SW-846 3005A, 6010B, METALS BY ICP (TOTAL)									
Calcium	NELAP	0.0350	0.100		74.8	mg/L	1	11/02/2023 17:02	214080
Magnesium	NELAP	0.0055	0.0500		31.7	mg/L	1	11/02/2023 17:02	214080
Potassium	NELAP	0.0400	0.100		0.671	mg/L	1	11/02/2023 17:02	214080
Sodium	NELAP	0.0180	0.0500		52.9	mg/L	1	11/02/2023 17:02	214080
SW-846 3005A, 6020A, METALS BY ICMS (TOTAL)									
Antimony	NELAP	0.0004	0.0010		< 0.0010	mg/L	5	11/03/2023 0:42	214080
Arsenic	NELAP	0.0004	0.0010		0.0030	mg/L	5	11/03/2023 0:42	214080
Barium	NELAP	0.0007	0.0010		0.118	mg/L	5	11/03/2023 0:42	214080
Beryllium	NELAP	0.0002	0.0010		< 0.0010	mg/L	5	11/03/2023 0:42	214080
Boron	NELAP	0.0092	0.0250		0.0293	mg/L	5	11/03/2023 0:42	214080
Cadmium	NELAP	0.0002	0.0010		< 0.0010	mg/L	5	11/03/2023 0:42	214080
Chromium	NELAP	0.0007	0.0015		0.0017	mg/L	5	11/03/2023 0:42	214080
Cobalt	NELAP	0.0001	0.0010		0.0013	mg/L	5	11/03/2023 0:42	214080
Lead	NELAP	0.0006	0.0010		0.0012	mg/L	5	11/03/2023 0:42	214080
Lithium	*	0.0015	0.0030		0.0045	mg/L	5	11/03/2023 0:42	214080
Molybdenum	NELAP	0.0006	0.0015		0.0016	mg/L	5	11/03/2023 0:42	214080
Selenium	NELAP	0.0006	0.0010		< 0.0010	mg/L	5	11/03/2023 0:42	214080
Thallium	NELAP	0.0010	0.0020		< 0.0020	mg/L	5	11/03/2023 0:42	214080

PQL recovered outside upper control limits for Sb. Sample results are below the reporting limit. Data is reportable per the TNI Standard.



Client: Ramboll
Client Project: BAL-23Q4
Lab ID: 23101244-009
Matrix: GROUNDWATER

Work Order: 23101244
Report Date: 27-Nov-23
Client Sample ID: MW-192
Collection Date: 10/31/2023 12:41

Analyses	Certification	MDL	RL	Qual	Result	Units	DF	Date Analyzed	Batch
SW-846 7470A (TOTAL)									
Mercury	NELAP	0.00006	0.00020		< 0.00020	mg/L	1	11/06/2023 14:24	214213



Client: Ramboll
Client Project: BAL-23Q4
Lab ID: 23101244-010
Matrix: GROUNDWATER

Work Order: 23101244
Report Date: 27-Nov-23
Client Sample ID: MW-193
Collection Date: 10/31/2023 14:28

Analyses	Certification	MDL	RL	Qual	Result	Units	DF	Date Analyzed	Batch
FIELD ELEVATION MEASUREMENTS									
Depth to water from measuring point	*	0	0		9.44	ft	1	10/31/2023 14:28	R338785
STANDARD METHODS 2130 B FIELD									
Turbidity	*	1.0	1.0		7.0	NTU	1	10/31/2023 14:28	R338785
STANDARD METHODS 18TH ED. 2580 B FIELD									
Oxidation-Reduction Potential	*	-300	-300		-54	mV	1	10/31/2023 14:28	R338785
STANDARD METHODS 2510 B FIELD									
Spec. Conductance, Field	*	0	0		942	µS/cm	1	10/31/2023 14:28	R338785
STANDARD METHODS 2550 B FIELD									
Temperature	*	0	0		17.1	°C	1	10/31/2023 14:28	R338785
STANDARD METHODS 4500-O G FIELD									
Oxygen, Dissolved	*	0	0		1.13	mg/L	1	10/31/2023 14:28	R338785
SW-846 9040B FIELD									
pH	*	0	1.00		6.77		1	10/31/2023 14:28	R338785
STANDARD METHODS 2320 B (TOTAL) 1997, 2011									
Alkalinity, Bicarbonate (as CaCO3)	NELAP	0	0		312	mg/L	1	11/03/2023 14:03	R338806
STANDARD METHODS 2320 B 1997, 2011									
Alkalinity, Carbonate (as CaCO3)	NELAP	0	0		0	mg/L	1	11/03/2023 14:03	R338806
STANDARD METHODS 2540 C (TOTAL) 1997, 2011									
Total Dissolved Solids	NELAP	16	20		578	mg/L	1	11/02/2023 10:39	R338738
SW-846 9036 (TOTAL)									
Sulfate	NELAP	31	50		157	mg/L	5	11/01/2023 21:49	R338641
SW-846 9214 (TOTAL)									
Fluoride	NELAP	0.04	0.10		0.29	mg/L	1	11/08/2023 11:00	R338960
SW-846 9251 (TOTAL)									
Chloride	NELAP	1	4		34	mg/L	1	11/01/2023 21:43	R338688
SW-846 3005A, 6010B, METALS BY ICP (TOTAL)									
Calcium	NELAP	0.0350	0.100		87.1	mg/L	1	11/02/2023 17:02	214080
Magnesium	NELAP	0.0055	0.0500		33.3	mg/L	1	11/02/2023 17:02	214080
Potassium	NELAP	0.0400	0.100		0.610	mg/L	1	11/02/2023 17:02	214080
Sodium	NELAP	0.0180	0.0500		71.4	mg/L	1	11/02/2023 17:02	214080
SW-846 3005A, 6020A, METALS BY ICMS (TOTAL)									
Antimony	NELAP	0.0004	0.0010		< 0.0010	mg/L	5	11/03/2023 0:48	214080
Arsenic	NELAP	0.0004	0.0010		0.0014	mg/L	5	11/03/2023 0:48	214080
Barium	NELAP	0.0007	0.0010		0.0779	mg/L	5	11/03/2023 0:48	214080
Beryllium	NELAP	0.0002	0.0010		< 0.0010	mg/L	5	11/03/2023 0:48	214080
Boron	NELAP	0.0092	0.0250		0.0511	mg/L	5	11/03/2023 0:48	214080
Cadmium	NELAP	0.0002	0.0010		< 0.0010	mg/L	5	11/03/2023 0:48	214080
Chromium	NELAP	0.0007	0.0015		< 0.0015	mg/L	5	11/03/2023 0:48	214080
Cobalt	NELAP	0.0001	0.0010	J	0.0007	mg/L	5	11/03/2023 0:48	214080
Lead	NELAP	0.0006	0.0010		< 0.0010	mg/L	5	11/03/2023 0:48	214080
Lithium	*	0.0015	0.0030		0.0045	mg/L	5	11/03/2023 0:48	214080
Molybdenum	NELAP	0.0006	0.0015	J	0.0007	mg/L	5	11/03/2023 0:48	214080
Selenium	NELAP	0.0006	0.0010		< 0.0010	mg/L	5	11/03/2023 0:48	214080
Thallium	NELAP	0.0010	0.0020		< 0.0020	mg/L	5	11/03/2023 0:48	214080

PQL recovered outside upper control limits for Sb. Sample results are below the reporting limit. Data is reportable per the TNI Standard.



Client: Ramboll
Client Project: BAL-23Q4
Lab ID: 23101244-010
Matrix: GROUNDWATER

Work Order: 23101244
Report Date: 27-Nov-23
Client Sample ID: MW-193
Collection Date: 10/31/2023 14:28

Analyses	Certification	MDL	RL	Qual	Result	Units	DF	Date Analyzed	Batch
SW-846 7470A (TOTAL)									
Mercury	NELAP	0.00006	0.00020		< 0.00020	mg/L	1	11/06/2023 14:31	214213



Client: Ramboll
Client Project: BAL-23Q4
Lab ID: 23101244-013
Matrix: GROUNDWATER

Work Order: 23101244
Report Date: 27-Nov-23
Client Sample ID: MW-304
Collection Date: 11/01/2023 10:34

Analyses	Certification	MDL	RL	Qual	Result	Units	DF	Date Analyzed	Batch
FIELD ELEVATION MEASUREMENTS									
Depth to water from measuring point	*	0	0		10.26	ft	1	11/01/2023 10:34	R338785
STANDARD METHODS 2130 B FIELD									
Turbidity	*	1.0	1.0		1.7	NTU	1	11/01/2023 10:34	R338785
STANDARD METHODS 18TH ED. 2580 B FIELD									
Oxidation-Reduction Potential	*	-300	-300		-56	mV	1	11/01/2023 10:34	R338785
STANDARD METHODS 2510 B FIELD									
Spec. Conductance, Field	*	0	0		2370	µS/cm	1	11/01/2023 10:34	R338785
STANDARD METHODS 2550 B FIELD									
Temperature	*	0	0		15.3	°C	1	11/01/2023 10:34	R338785
STANDARD METHODS 4500-O G FIELD									
Oxygen, Dissolved	*	0	0		0.80	mg/L	1	11/01/2023 10:34	R338785
SW-846 9040B FIELD									
pH	*	0	1.00		7.81		1	11/01/2023 10:34	R338785
STANDARD METHODS 2320 B (TOTAL) 1997, 2011									
Alkalinity, Bicarbonate (as CaCO ₃)	NELAP	0	0		823	mg/L	1	11/03/2023 14:27	R338806
STANDARD METHODS 2320 B 1997, 2011									
Alkalinity, Carbonate (as CaCO ₃)	NELAP	0	0		32	mg/L	1	11/03/2023 14:27	R338806
STANDARD METHODS 2540 C (TOTAL) 1997, 2011									
Total Dissolved Solids	NELAP	16	20		1470	mg/L	1	11/03/2023 11:48	R338812
SW-846 9036 (TOTAL)									
Sulfate	NELAP	61	100		191	mg/L	10	11/02/2023 21:41	R338709
SW-846 9214 (TOTAL)									
Fluoride	NELAP	0.04	0.10		1.91	mg/L	1	11/08/2023 11:04	R338960
SW-846 9251 (TOTAL)									
Chloride	NELAP	5	40		166	mg/L	10	11/02/2023 21:41	R338744
SW-846 3005A, 6010B, METALS BY ICP (TOTAL)									
Calcium	NELAP	0.0350	0.100		12.0	mg/L	1	11/09/2023 3:59	214174
Magnesium	NELAP	0.0055	0.0500		5.02	mg/L	1	11/09/2023 3:59	214174
Potassium	NELAP	0.0400	0.100		2.26	mg/L	1	11/09/2023 3:59	214174
Sodium	NELAP	0.0180	0.0500		629	mg/L	1	11/09/2023 3:59	214174
<i>Sample result for Na exceeds 10 times the CCB. Data is reportable per the TNI Standard.</i>									
SW-846 3005A, 6020A, METALS BY ICMS (TOTAL)									
Antimony	NELAP	0.0004	0.0010		< 0.0010	mg/L	5	11/09/2023 1:22	214174
Arsenic	NELAP	0.0004	0.0010		0.0024	mg/L	5	11/09/2023 14:42	214174
Barium	NELAP	0.0007	0.0010		0.0199	mg/L	5	11/09/2023 1:22	214174
Beryllium	NELAP	0.0002	0.0010		< 0.0010	mg/L	5	11/09/2023 1:22	214174
Boron	NELAP	0.0092	0.0250		1.67	mg/L	5	11/09/2023 1:22	214174
Cadmium	NELAP	0.0002	0.0010		< 0.0010	mg/L	5	11/09/2023 1:22	214174
Chromium	NELAP	0.0007	0.0015		< 0.0015	mg/L	5	11/09/2023 1:22	214174
Cobalt	NELAP	0.0001	0.0010		< 0.0010	mg/L	5	11/09/2023 1:22	214174
Lead	NELAP	0.0006	0.0010		< 0.0010	mg/L	5	11/09/2023 1:22	214174
Lithium	*	0.0015	0.0030		0.0807	mg/L	5	11/09/2023 14:42	214174
Molybdenum	NELAP	0.0006	0.0015	J	0.0009	mg/L	5	11/09/2023 1:22	214174
Selenium	NELAP	0.0006	0.0010		< 0.0010	mg/L	5	11/09/2023 1:22	214174
Thallium	NELAP	0.0010	0.0020		< 0.0020	mg/L	5	11/07/2023 1:06	214174



Client: Ramboll
Client Project: BAL-23Q4
Lab ID: 23101244-013
Matrix: GROUNDWATER

Work Order: 23101244
Report Date: 27-Nov-23
Client Sample ID: MW-304
Collection Date: 11/01/2023 10:34

Analyses	Certification	MDL	RL	Qual	Result	Units	DF	Date Analyzed	Batch
SW-846 3005A, 6020A, METALS BY ICPMS (TOTAL)									
<i>CCV recovered outside the upper control limits for Be, Cd, and Se. Sample results are below the reporting limit. Data is reportable per the TNI standard.</i>									
SW-846 7470A (TOTAL)									
Mercury	NELAP	0.00006	0.00020		< 0.00020	mg/L	1	11/06/2023 15:41	214214



Client: Ramboll
Client Project: BAL-23Q4
Lab ID: 23101244-014
Matrix: GROUNDWATER

Work Order: 23101244
Report Date: 27-Nov-23
Client Sample ID: MW-306
Collection Date: 11/03/2023 9:27

Analyses	Certification	MDL	RL	Qual	Result	Units	DF	Date Analyzed	Batch
FIELD ELEVATION MEASUREMENTS									
Depth to water from measuring point	*	0	0		18.22	ft	1	11/03/2023 9:27	R338785
STANDARD METHODS 2130 B FIELD									
Turbidity	*	1.0	1.0		8.9	NTU	1	11/03/2023 9:27	R338785
STANDARD METHODS 18TH ED. 2580 B FIELD									
Oxidation-Reduction Potential	*	-300	-300		-173	mV	1	11/03/2023 9:27	R338785
STANDARD METHODS 2510 B FIELD									
Spec. Conductance, Field	*	0	0		622	µS/cm	1	11/03/2023 9:27	R338785
STANDARD METHODS 2550 B FIELD									
Temperature	*	0	0		14.9	°C	1	11/03/2023 9:27	R338785
STANDARD METHODS 4500-O G FIELD									
Oxygen, Dissolved	*	0	0		1.41	mg/L	1	11/03/2023 9:27	R338785
SW-846 9040B FIELD									
pH	*	0	1.00		10.5		1	11/03/2023 9:27	R338785
STANDARD METHODS 2320 B (TOTAL) 1997, 2011									
Alkalinity, Bicarbonate (as CaCO ₃)	NELAP	0	0		0	mg/L	1	11/07/2023 17:18	R338912
STANDARD METHODS 2320 B 1997, 2011									
Alkalinity, Carbonate (as CaCO ₃)	NELAP	0	0		124	mg/L	1	11/07/2023 17:18	R338912
STANDARD METHODS 2540 C (TOTAL) 1997, 2011									
Total Dissolved Solids	NELAP	16	20		440	mg/L	1	11/06/2023 11:43	R338895
SW-846 9036 (TOTAL)									
Sulfate	NELAP	31	50		50	mg/L	5	11/07/2023 20:03	R338917
SW-846 9214 (TOTAL)									
Fluoride	NELAP	0.04	0.10		0.89	mg/L	1	11/08/2023 11:46	R338960
SW-846 9251 (TOTAL)									
Chloride	NELAP	2	20		71	mg/L	5	11/07/2023 20:03	R338951
SW-846 3005A, 6010B, METALS BY ICP (TOTAL)									
Calcium	NELAP	0.0350	0.100		1.89	mg/L	1	11/07/2023 13:51	214219
Magnesium	NELAP	0.0055	0.050	J	0.040	mg/L	1	11/07/2023 13:51	214219
Potassium	NELAP	0.0400	0.100		0.921	mg/L	1	11/07/2023 13:51	214219
Sodium	NELAP	0.0180	0.0500	S	97.2	mg/L	1	11/07/2023 13:51	214219
<i>Matrix spike control limits are not applicable due to high sample/spike ratio.</i>									
SW-846 3005A, 6020A, METALS BY ICPMS (TOTAL)									
Antimony	NELAP	0.0004	0.0010		< 0.0010	mg/L	5	11/09/2023 2:04	214219
Arsenic	NELAP	0.0004	0.0010		0.0098	mg/L	5	11/09/2023 16:36	214219
Barium	NELAP	0.0007	0.0010		0.0035	mg/L	5	11/09/2023 2:04	214219
Beryllium	NELAP	0.0002	0.0010		< 0.0010	mg/L	5	11/09/2023 2:04	214219
Boron	NELAP	0.0092	0.0250		0.425	mg/L	5	11/09/2023 2:04	214219
Cadmium	NELAP	0.0002	0.0010		< 0.0010	mg/L	5	11/09/2023 2:04	214219
Chromium	NELAP	0.0007	0.0015		< 0.0015	mg/L	5	11/09/2023 2:04	214219
Cobalt	NELAP	0.0001	0.0010		< 0.0010	mg/L	5	11/09/2023 2:04	214219
Lead	NELAP	0.0006	0.0010		< 0.0010	mg/L	5	11/07/2023 3:31	214219
Lithium	*	0.0015	0.0030		0.0199	mg/L	5	11/09/2023 16:36	214219
Molybdenum	NELAP	0.0006	0.0015		0.0179	mg/L	5	11/09/2023 2:04	214219
Selenium	NELAP	0.0006	0.0010	J	0.0008	mg/L	5	11/09/2023 2:04	214219
Thallium	NELAP	0.0010	0.0020		< 0.0020	mg/L	5	11/07/2023 3:31	214219

CCV recovered outside the upper control limits Be, Cd, and Se. Sample results are below the reporting limit. Data is reportable per the TNI standard.



Client: Ramboll
Client Project: BAL-23Q4
Lab ID: 23101244-014
Matrix: GROUNDWATER

Work Order: 23101244
Report Date: 27-Nov-23
Client Sample ID: MW-306
Collection Date: 11/03/2023 9:27

Analyses	Certification	MDL	RL	Qual	Result	Units	DF	Date Analyzed	Batch
SW-846 7470A (TOTAL)									
Mercury	NELAP	0.00006	0.00020		< 0.00020	mg/L	1	11/08/2023 13:56	214363



Client: Ramboll
Client Project: BAL-23Q4
Lab ID: 23101244-018
Matrix: GROUNDWATER

Work Order: 23101244
Report Date: 27-Nov-23
Client Sample ID: MW-356
Collection Date: 11/02/2023 9:42

Analyses	Certification	MDL	RL	Qual	Result	Units	DF	Date Analyzed	Batch
FIELD ELEVATION MEASUREMENTS									
Depth to water from measuring point	*	0	0		4.90	ft	1	11/02/2023 9:42	R338785
STANDARD METHODS 2130 B FIELD									
Turbidity	*	1.0	1.0		2.4	NTU	1	11/02/2023 9:42	R338785
STANDARD METHODS 18TH ED. 2580 B FIELD									
Oxidation-Reduction Potential	*	-300	-300		-21	mV	1	11/02/2023 9:42	R338785
STANDARD METHODS 2510 B FIELD									
Spec. Conductance, Field	*	0	0		1160	µS/cm	1	11/02/2023 9:42	R338785
STANDARD METHODS 2550 B FIELD									
Temperature	*	0	0		14.8	°C	1	11/02/2023 9:42	R338785
STANDARD METHODS 4500-O G FIELD									
Oxygen, Dissolved	*	0	0		1.22	mg/L	1	11/02/2023 9:42	R338785
SW-846 9040B FIELD									
pH	*	0	1.00		7.60		1	11/02/2023 9:42	R338785
STANDARD METHODS 2320 B (TOTAL) 1997, 2011									
Alkalinity, Bicarbonate (as CaCO ₃)	NELAP	0	0		526	mg/L	1	11/07/2023 17:31	R338912
STANDARD METHODS 2320 B 1997, 2011									
Alkalinity, Carbonate (as CaCO ₃)	NELAP	0	0		0	mg/L	1	11/07/2023 17:31	R338912
STANDARD METHODS 2540 C (TOTAL) 1997, 2011									
Total Dissolved Solids	NELAP	16	20		688	mg/L	1	11/06/2023 11:51	R338895
SW-846 9036 (TOTAL)									
Sulfate	NELAP	6	10		41	mg/L	1	11/07/2023 20:08	R338917
SW-846 9214 (TOTAL)									
Fluoride	NELAP	0.04	0.10		2.38	mg/L	1	11/08/2023 11:51	R338960
SW-846 9251 (TOTAL)									
Chloride	NELAP	1	4		28	mg/L	1	11/03/2023 19:38	R338809
SW-846 3005A, 6010B, METALS BY ICP (TOTAL)									
Calcium	NELAP	0.0350	0.100		12.9	mg/L	1	11/06/2023 19:50	214220
Magnesium	NELAP	0.0055	0.0500		7.80	mg/L	1	11/06/2023 19:50	214220
Potassium	NELAP	0.0400	0.100		2.83	mg/L	1	11/06/2023 19:50	214220
Sodium	NELAP	0.0180	0.0500	S	270	mg/L	1	11/06/2023 19:50	214220
<i>Matrix spike control limits are not applicable due to high sample/spike ratio.</i>									
SW-846 3005A, 6020A, METALS BY ICPMS (TOTAL)									
Antimony	NELAP	0.0004	0.0010	J	0.0006	mg/L	5	11/06/2023 18:45	214220
Arsenic	NELAP	0.0004	0.0010	J	0.0005	mg/L	5	11/07/2023 19:34	214220
Barium	NELAP	0.0007	0.0010		0.0382	mg/L	5	11/06/2023 18:45	214220
Beryllium	NELAP	0.0002	0.0010		< 0.0010	mg/L	5	11/07/2023 19:34	214220
Boron	NELAP	0.0092	0.0250	S	2.34	mg/L	5	11/10/2023 15:34	214378
Cadmium	NELAP	0.0002	0.0010		< 0.0010	mg/L	5	11/07/2023 19:34	214220
Chromium	NELAP	0.0007	0.0015		< 0.0015	mg/L	5	11/07/2023 19:34	214220
Cobalt	NELAP	0.0001	0.0010		< 0.0010	mg/L	5	11/07/2023 19:34	214220
Lead	NELAP	0.0006	0.0010		< 0.0010	mg/L	5	11/06/2023 18:45	214220
Lithium	*	0.0015	0.0030		0.0509	mg/L	5	11/07/2023 19:34	214220
Molybdenum	NELAP	0.0006	0.0015	BJ	0.0012	mg/L	5	11/07/2023 19:34	214220
Selenium	NELAP	0.0006	0.0010		< 0.0010	mg/L	5	11/07/2023 19:34	214220
Thallium	NELAP	0.0010	0.0020		< 0.0020	mg/L	5	11/06/2023 18:45	214220



Client: Ramboll
Client Project: BAL-23Q4
Lab ID: 23101244-018
Matrix: GROUNDWATER

Work Order: 23101244
Report Date: 27-Nov-23
Client Sample ID: MW-356
Collection Date: 11/02/2023 9:42

Analyses	Certification	MDL	RL	Qual	Result	Units	DF	Date Analyzed	Batch
SW-846 3005A, 6020A, METALS BY ICPMS (TOTAL)									
<i>Matrix spike did not recover within control limits due to matrix interference. Verified by re-prep and re-analysis.</i>									
<i>Contamination present in the MBLK for Mo. Sample results below the reporting limit are reportable per the TNI Standard.</i>									
SW-846 7470A (TOTAL)									
Mercury	NELAP	0.00006	0.00020		< 0.00020	mg/L	1	11/06/2023 16:53	214215



Client: Ramboll
Client Project: BAL-23Q4
Lab ID: 23101244-019
Matrix: GROUNDWATER

Work Order: 23101244
Report Date: 27-Nov-23
Client Sample ID: MW-358
Collection Date: 11/01/2023 12:05

Analyses	Certification	MDL	RL	Qual	Result	Units	DF	Date Analyzed	Batch
FIELD ELEVATION MEASUREMENTS									
Depth to water from measuring point	*	0	0		27.96	ft	1	11/01/2023 12:05	R338785
STANDARD METHODS 2130 B FIELD									
Turbidity	*	1.0	1.0		55	NTU	1	11/01/2023 12:05	R338785
STANDARD METHODS 18TH ED. 2580 B FIELD									
Oxidation-Reduction Potential	*	-300	-300		-162	mV	1	11/01/2023 12:05	R338785
STANDARD METHODS 2510 B FIELD									
Spec. Conductance, Field	*	0	0		5630	µS/cm	1	11/01/2023 12:05	R338785
STANDARD METHODS 2550 B FIELD									
Temperature	*	0	0		14.6	°C	1	11/01/2023 12:05	R338785
STANDARD METHODS 4500-O G FIELD									
Oxygen, Dissolved	*	0	0		1.65	mg/L	1	11/01/2023 12:05	R338785
SW-846 9040B FIELD									
pH	*	0	1.00		7.89		1	11/01/2023 12:05	R338785
STANDARD METHODS 2320 B (TOTAL) 1997, 2011									
Alkalinity, Bicarbonate (as CaCO ₃)	NELAP	0	0		829	mg/L	1	11/08/2023 11:13	R338998
STANDARD METHODS 2320 B 1997, 2011									
Alkalinity, Carbonate (as CaCO ₃)	NELAP	0	0		11	mg/L	1	11/08/2023 11:13	R338998
STANDARD METHODS 2540 C (TOTAL) 1997, 2011									
Total Dissolved Solids	NELAP	16	20		3140	mg/L	1	11/03/2023 11:48	R338812
SW-846 9036 (TOTAL)									
Sulfate	NELAP	6	10		11	mg/L	1	11/07/2023 13:53	R338917
SW-846 9214 (TOTAL)									
Fluoride	NELAP	0.04	0.10		3.59	mg/L	1	11/08/2023 11:08	R338960
SW-846 9251 (TOTAL)									
Chloride	NELAP	25	200		1310	mg/L	50	11/02/2023 21:49	R338744
SW-846 3005A, 6010B, METALS BY ICP (TOTAL)									
Calcium	NELAP	0.0350	0.100		11.3	mg/L	1	11/09/2023 4:03	214174
Magnesium	NELAP	0.0055	0.0500		5.80	mg/L	1	11/09/2023 4:03	214174
Potassium	NELAP	0.0400	0.100	S	3.90	mg/L	1	11/13/2023 9:49	214495
Sodium	NELAP	0.0180	0.0500	S	1320	mg/L	1	11/09/2023 4:03	214174
<i>Matrix spike for K did not recover within control limits due to sample composition. Result verified by reprep and reanalysis.</i>									
<i>Sample result for Na exceeds 10 times the CCB. Data is reportable per the TNI Standard.</i>									
<i>Matrix spike control limits are not applicable due to high sample/spike ratio.</i>									
SW-846 3005A, 6020A, METALS BY ICPMS (TOTAL)									
Antimony	NELAP	0.0004	0.0010		< 0.0010	mg/L	5	11/09/2023 3:35	214174
Arsenic	NELAP	0.0004	0.0010		0.0051	mg/L	5	11/09/2023 13:41	214174
Barium	NELAP	0.0007	0.0010		0.162	mg/L	5	11/09/2023 3:35	214174
Beryllium	NELAP	0.0002	0.0010		< 0.0010	mg/L	5	11/09/2023 3:35	214174
Boron	NELAP	0.0092	0.0250		1.38	mg/L	5	11/09/2023 3:35	214174
Cadmium	NELAP	0.0002	0.0010		< 0.0010	mg/L	5	11/09/2023 3:35	214174
Chromium	NELAP	0.0007	0.0015		< 0.0015	mg/L	5	11/09/2023 3:35	214174
Cobalt	NELAP	0.0001	0.0010		< 0.0010	mg/L	5	11/09/2023 3:35	214174
Lead	NELAP	0.0006	0.0010		0.0162	mg/L	5	11/09/2023 3:35	214174
Lithium	*	0.0015	0.0030		0.0921	mg/L	5	11/09/2023 13:41	214174
Molybdenum	NELAP	0.0006	0.0015		0.0131	mg/L	5	11/09/2023 3:35	214174
Selenium	NELAP	0.0006	0.0010		< 0.0010	mg/L	5	11/09/2023 3:35	214174



Client: Ramboll
Client Project: BAL-23Q4
Lab ID: 23101244-019
Matrix: GROUNDWATER

Work Order: 23101244
Report Date: 27-Nov-23
Client Sample ID: MW-358
Collection Date: 11/01/2023 12:05

Analyses	Certification	MDL	RL	Qual	Result	Units	DF	Date Analyzed	Batch
SW-846 3005A, 6020A, METALS BY ICPMS (TOTAL)									
Thallium	NELAP	0.0010	0.0020		< 0.0020	mg/L	5	11/07/2023 4:13	214174
<i>CCV recovered outside the upper control limits Be, Cd, and Se. Sample results are below the reporting limit. Data is reportable per the TNI standard.</i>									
SW-846 7470A (TOTAL)									
Mercury	NELAP	0.00006	0.00020	J	0.00012	mg/L	1	11/07/2023 8:59	214216



Client: Ramboll
Client Project: BAL-23Q4
Lab ID: 23101244-021
Matrix: GROUNDWATER

Work Order: 23101244
Report Date: 27-Nov-23
Client Sample ID: MW-369
Collection Date: 11/02/2023 10:39

Analyses	Certification	MDL	RL	Qual	Result	Units	DF	Date Analyzed	Batch
FIELD ELEVATION MEASUREMENTS									
Depth to water from measuring point	*	0	0		16.07	ft	1	11/02/2023 10:39	R338785
STANDARD METHODS 2130 B FIELD									
Turbidity	*	1.0	1.0		53	NTU	1	11/02/2023 10:39	R338785
STANDARD METHODS 18TH ED. 2580 B FIELD									
Oxidation-Reduction Potential	*	-300	-300		-148	mV	1	11/02/2023 10:39	R338785
STANDARD METHODS 2510 B FIELD									
Spec. Conductance, Field	*	0	0		2670	µS/cm	1	11/02/2023 10:39	R338785
STANDARD METHODS 2550 B FIELD									
Temperature	*	0	0		15.9	°C	1	11/02/2023 10:39	R338785
STANDARD METHODS 4500-O G FIELD									
Oxygen, Dissolved	*	0	0		1.83	mg/L	1	11/02/2023 10:39	R338785
SW-846 9040B FIELD									
pH	*	0	1.00		8.31		1	11/02/2023 10:39	R338785
STANDARD METHODS 2320 B (TOTAL) 1997, 2011									
Alkalinity, Bicarbonate (as CaCO ₃)	NELAP	0	0		738	mg/L	1	11/08/2023 11:27	R338998
STANDARD METHODS 2320 B 1997, 2011									
Alkalinity, Carbonate (as CaCO ₃)	NELAP	0	0		59	mg/L	1	11/08/2023 11:27	R338998
STANDARD METHODS 2540 C (TOTAL) 1997, 2011									
Total Dissolved Solids	NELAP	16	20		1390	mg/L	1	11/07/2023 15:28	R338953
SW-846 9036 (TOTAL)									
Sulfate	NELAP	61	100		144	mg/L	10	11/03/2023 20:27	R338804
SW-846 9214 (TOTAL)									
Fluoride	NELAP	0.04	0.10		3.30	mg/L	1	11/08/2023 11:11	R338960
SW-846 9251 (TOTAL)									
Chloride	NELAP	5	40		212	mg/L	10	11/03/2023 20:26	R338809
SW-846 3005A, 6010B, METALS BY ICP (TOTAL)									
Calcium	NELAP	0.0350	0.100		6.90	mg/L	1	11/09/2023 4:47	214221
Magnesium	NELAP	0.0055	0.0500		3.34	mg/L	1	11/09/2023 4:47	214221
Potassium	NELAP	0.0400	0.100		1.66	mg/L	1	11/09/2023 4:47	214221
Sodium	NELAP	0.0180	0.0500	S	572	mg/L	1	11/09/2023 4:47	214221
<i>Sample result for Na exceeds 10 times the CCB. Data is reportable per the TNI Standard.</i>									
<i>Matrix spike control limits are not applicable due to high sample/spike ratio.</i>									
SW-846 3005A, 6020A, METALS BY ICPMS (TOTAL)									
Antimony	NELAP	0.0004	0.0010	J	0.0005	mg/L	5	11/08/2023 23:10	214221
Arsenic	NELAP	0.0004	0.0010		0.0080	mg/L	5	11/08/2023 23:10	214221
Barium	NELAP	0.0007	0.0010		0.0074	mg/L	5	11/08/2023 23:10	214221
Beryllium	NELAP	0.0002	0.0010		< 0.0010	mg/L	5	11/08/2023 23:10	214221
Boron	NELAP	0.0092	0.0250		0.888	mg/L	5	11/08/2023 23:10	214221
Cadmium	NELAP	0.0002	0.0010		< 0.0010	mg/L	5	11/08/2023 23:10	214221
Chromium	NELAP	0.0007	0.0015		< 0.0015	mg/L	5	11/08/2023 23:10	214221
Cobalt	NELAP	0.0001	0.0010		< 0.0010	mg/L	5	11/08/2023 23:10	214221
Lead	NELAP	0.0006	0.0010		< 0.0010	mg/L	5	11/08/2023 23:10	214221
Lithium	*	0.0015	0.0030		0.0423	mg/L	5	11/08/2023 23:10	214221
Molybdenum	NELAP	0.0006	0.0015		0.0060	mg/L	5	11/08/2023 23:10	214221
Selenium	NELAP	0.0006	0.0010		< 0.0010	mg/L	5	11/08/2023 23:10	214221
Thallium	NELAP	0.0010	0.0020		< 0.0020	mg/L	5	11/07/2023 1:48	214221



Client: Ramboll
Client Project: BAL-23Q4
Lab ID: 23101244-021
Matrix: GROUNDWATER

Work Order: 23101244
Report Date: 27-Nov-23
Client Sample ID: MW-369
Collection Date: 11/02/2023 10:39

Analyses	Certification	MDL	RL	Qual	Result	Units	DF	Date Analyzed	Batch
SW-846 7470A (TOTAL)									
Mercury	NELAP	0.00006	0.00020	J	0.00009	mg/L	1	11/07/2023 9:13	214216



Client: Ramboll
Client Project: BAL-23Q4
Lab ID: 23101244-022
Matrix: GROUNDWATER

Work Order: 23101244
Report Date: 27-Nov-23
Client Sample ID: MW-370
Collection Date: 11/02/2023 11:53

Analyses	Certification	MDL	RL	Qual	Result	Units	DF	Date Analyzed	Batch
FIELD ELEVATION MEASUREMENTS									
Depth to water from measuring point	*	0	0		19.19	ft	1	11/02/2023 11:53	R338785
STANDARD METHODS 2130 B FIELD									
Turbidity	*	1.0	1.0		2.8	NTU	1	11/02/2023 11:53	R338785
STANDARD METHODS 18TH ED. 2580 B FIELD									
Oxidation-Reduction Potential	*	-300	-300		-24	mV	1	11/02/2023 11:53	R338785
STANDARD METHODS 2510 B FIELD									
Spec. Conductance, Field	*	0	0		5860	µS/cm	1	11/02/2023 11:53	R338785
STANDARD METHODS 2550 B FIELD									
Temperature	*	0	0		15.8	°C	1	11/02/2023 11:53	R338785
STANDARD METHODS 4500-O G FIELD									
Oxygen, Dissolved	*	0	0		0.80	mg/L	1	11/02/2023 11:53	R338785
SW-846 9040B FIELD									
pH	*	0	1.00		7.61		1	11/02/2023 11:53	R338785
STANDARD METHODS 2320 B (TOTAL) 1997, 2011									
Alkalinity, Bicarbonate (as CaCO ₃)	NELAP	0	0		413	mg/L	1	11/07/2023 17:39	R338912
STANDARD METHODS 2320 B 1997, 2011									
Alkalinity, Carbonate (as CaCO ₃)	NELAP	0	0		0	mg/L	1	11/07/2023 17:39	R338912
STANDARD METHODS 2540 C (TOTAL) 1997, 2011									
Total Dissolved Solids	NELAP	16	20		3180	mg/L	1	11/06/2023 11:59	R338895
SW-846 9036 (TOTAL)									
Sulfate	NELAP	61	100		273	mg/L	10	11/03/2023 20:35	R338804
SW-846 9214 (TOTAL)									
Fluoride	NELAP	0.04	0.10		3.70	mg/L	1	11/08/2023 11:52	R338960
SW-846 9251 (TOTAL)									
Chloride	NELAP	50	400		1420	mg/L	100	11/07/2023 20:59	R338951
SW-846 3005A, 6010B, METALS BY ICP (TOTAL)									
Calcium	NELAP	0.0350	0.100	S	41.1	mg/L	1	11/09/2023 4:58	214221
Magnesium	NELAP	0.0055	0.0500		23.1	mg/L	1	11/09/2023 4:58	214221
Potassium	NELAP	0.0400	0.100	S	6.32	mg/L	1	11/09/2023 4:58	214221
Sodium	NELAP	0.0180	0.0500	S	1200	mg/L	1	11/09/2023 4:58	214221
<i>Sample result for Na exceeds 10 times the CCB. Data is reportable per the TNI Standard.</i>									
<i>Matrix spike control limits are not applicable due to high sample/spike ratio.</i>									
<i>K - Matrix spike did not recover within control limits due to matrix interference. Verified by bench spike.</i>									
SW-846 3005A, 6020A, METALS BY ICPMS (TOTAL)									
Antimony	NELAP	0.0004	0.0010		< 0.0010	mg/L	5	11/09/2023 0:34	214221
Arsenic	NELAP	0.0004	0.0010	J	0.0006	mg/L	5	11/09/2023 0:34	214221
Barium	NELAP	0.0007	0.0010		0.0285	mg/L	5	11/09/2023 0:34	214221
Beryllium	NELAP	0.0002	0.0010		< 0.0010	mg/L	5	11/09/2023 0:34	214221
Boron	NELAP	0.0092	0.0250	S	1.98	mg/L	5	11/10/2023 21:03	214481
Cadmium	NELAP	0.0002	0.0010		< 0.0010	mg/L	5	11/09/2023 0:34	214221
Chromium	NELAP	0.0007	0.0015		< 0.0015	mg/L	5	11/09/2023 0:34	214221
Cobalt	NELAP	0.0001	0.0010		< 0.0010	mg/L	5	11/09/2023 0:34	214221
Lead	NELAP	0.0006	0.0010		< 0.0010	mg/L	5	11/09/2023 0:34	214221
Lithium	*	0.0015	0.0030		0.124	mg/L	5	11/09/2023 21:01	214221
Molybdenum	NELAP	0.0006	0.0015		0.0070	mg/L	5	11/09/2023 0:34	214221
Selenium	NELAP	0.0006	0.0010		< 0.0010	mg/L	5	11/09/2023 0:34	214221



Client: Ramboll
Client Project: BAL-23Q4
Lab ID: 23101244-022
Matrix: GROUNDWATER

Work Order: 23101244
Report Date: 27-Nov-23
Client Sample ID: MW-370
Collection Date: 11/02/2023 11:53

Analyses	Certification	MDL	RL	Qual	Result	Units	DF	Date Analyzed	Batch
SW-846 3005A, 6020A, METALS BY ICPMS (TOTAL)									
Thallium	NELAP	0.0010	0.0020		< 0.0020	mg/L	5	11/09/2023 0:34	214221
<i>Matrix spike did not recover within control limits due to matrix interference. Verified by re-prep and re-analysis.</i>									
SW-846 7470A (TOTAL)									
Mercury	NELAP	0.00006	0.00020		< 0.00020	mg/L	1	11/08/2023 14:05	214363



Client: Ramboll
Client Project: BAL-23Q4
Lab ID: 23101244-025
Matrix: GROUNDWATER

Work Order: 23101244
Report Date: 27-Nov-23
Client Sample ID: MW-382
Collection Date: 11/02/2023 12:49

Analyses	Certification	MDL	RL	Qual	Result	Units	DF	Date Analyzed	Batch
FIELD ELEVATION MEASUREMENTS									
Depth to water from measuring point	*	0	0		16.96	ft	1	11/02/2023 12:49	R338785
STANDARD METHODS 2130 B FIELD									
Turbidity	*	1.0	1.0		32	NTU	1	11/02/2023 12:49	R338785
STANDARD METHODS 18TH ED. 2580 B FIELD									
Oxidation-Reduction Potential	*	-300	-300		-68	mV	1	11/02/2023 12:49	R338785
STANDARD METHODS 2510 B FIELD									
Spec. Conductance, Field	*	0	0		1840	µS/cm	1	11/02/2023 12:49	R338785
STANDARD METHODS 2550 B FIELD									
Temperature	*	0	0		16.3	°C	1	11/02/2023 12:49	R338785
STANDARD METHODS 4500-O G FIELD									
Oxygen, Dissolved	*	0	0		1.28	mg/L	1	11/02/2023 12:49	R338785
SW-846 9040B FIELD									
pH	*	0	1.00		7.80		1	11/02/2023 12:49	R338785
STANDARD METHODS 2320 B (TOTAL) 1997, 2011									
Alkalinity, Bicarbonate (as CaCO ₃)	NELAP	0	0		462	mg/L	1	11/08/2023 11:37	R338998
STANDARD METHODS 2320 B 1997, 2011									
Alkalinity, Carbonate (as CaCO ₃)	NELAP	0	0		12	mg/L	1	11/08/2023 11:37	R338998
STANDARD METHODS 2540 C (TOTAL) 1997, 2011									
Total Dissolved Solids	NELAP	16	20		1130	mg/L	1	11/06/2023 11:59	R338895
SW-846 9036 (TOTAL)									
Sulfate	NELAP	61	100		420	mg/L	10	11/03/2023 20:42	R338804
SW-846 9214 (TOTAL)									
Fluoride	NELAP	0.04	0.10		3.24	mg/L	1	11/08/2023 11:21	R338960
SW-846 9251 (TOTAL)									
Chloride	NELAP	1	4		32	mg/L	1	11/03/2023 20:37	R338809
SW-846 3005A, 6010B, METALS BY ICP (TOTAL)									
Calcium	NELAP	0.0350	0.100		21.9	mg/L	1	11/08/2023 12:29	214228
Magnesium	NELAP	0.0055	0.0500		10.5	mg/L	1	11/08/2023 12:29	214228
Potassium	NELAP	0.0400	0.100		3.90	mg/L	1	11/08/2023 12:29	214228
Sodium	NELAP	0.0180	0.0500		377	mg/L	1	11/08/2023 12:29	214228
SW-846 3005A, 6020A, METALS BY ICMS (TOTAL)									
Antimony	NELAP	0.0004	0.0010		< 0.0010	mg/L	5	11/09/2023 4:35	214228
Arsenic	NELAP	0.0004	0.0010		0.0013	mg/L	5	11/09/2023 16:12	214228
Barium	NELAP	0.0007	0.0010		0.0171	mg/L	5	11/09/2023 4:35	214228
Beryllium	NELAP	0.0002	0.0010		< 0.0010	mg/L	5	11/09/2023 16:12	214228
Boron	NELAP	0.0092	0.0250		1.72	mg/L	5	11/09/2023 4:35	214228
Cadmium	NELAP	0.0002	0.0010		< 0.0010	mg/L	5	11/09/2023 16:12	214228
Chromium	NELAP	0.0007	0.0015		0.0055	mg/L	5	11/09/2023 4:35	214228
Cobalt	NELAP	0.0001	0.0010		0.0014	mg/L	5	11/09/2023 4:35	214228
Lead	NELAP	0.0006	0.0010		0.0017	mg/L	5	11/09/2023 4:35	214228
Lithium	*	0.0015	0.0030		0.0566	mg/L	5	11/09/2023 16:12	214228
Molybdenum	NELAP	0.0006	0.0015	J	0.0014	mg/L	5	11/09/2023 4:35	214228
Selenium	NELAP	0.0006	0.0010		< 0.0010	mg/L	5	11/09/2023 16:12	214228
Thallium	NELAP	0.0010	0.0020		< 0.0020	mg/L	5	11/09/2023 4:35	214228



Client: Ramboll
Client Project: BAL-23Q4
Lab ID: 23101244-025
Matrix: GROUNDWATER

Work Order: 23101244
Report Date: 27-Nov-23
Client Sample ID: MW-382
Collection Date: 11/02/2023 12:49

Analyses	Certification	MDL	RL	Qual	Result	Units	DF	Date Analyzed	Batch
SW-846 7470A (TOTAL)									
Mercury	NELAP	0.00006	0.00020		< 0.00020	mg/L	1	11/08/2023 14:16	214363



Client: Ramboll
Client Project: BAL-23Q4
Lab ID: 23101244-030
Matrix: GROUNDWATER

Work Order: 23101244
Report Date: 27-Nov-23
Client Sample ID: MW-392
Collection Date: 10/31/2023 13:32

Analyses	Certification	MDL	RL	Qual	Result	Units	DF	Date Analyzed	Batch
FIELD ELEVATION MEASUREMENTS									
Depth to water from measuring point	*	0	0		8.69	ft	1	10/31/2023 13:32	R338785
STANDARD METHODS 2130 B FIELD									
Turbidity	*	1.0	1.0		6.9	NTU	1	10/31/2023 13:32	R338785
STANDARD METHODS 18TH ED. 2580 B FIELD									
Oxidation-Reduction Potential	*	-300	-300		-144	mV	1	10/31/2023 13:32	R338785
STANDARD METHODS 2510 B FIELD									
Spec. Conductance, Field	*	0	0		3380	µS/cm	1	10/31/2023 13:32	R338785
STANDARD METHODS 2550 B FIELD									
Temperature	*	0	0		15.7	°C	1	10/31/2023 13:32	R338785
STANDARD METHODS 4500-O G FIELD									
Oxygen, Dissolved	*	0	0		1.63	mg/L	1	10/31/2023 13:32	R338785
SW-846 9040B FIELD									
pH	*	0	1.00		7.65		1	10/31/2023 13:32	R338785
STANDARD METHODS 2320 B (TOTAL) 1997, 2011									
Alkalinity, Bicarbonate (as CaCO ₃)	NELAP	0	0		384	mg/L	1	11/03/2023 15:56	R338806
STANDARD METHODS 2320 B 1997, 2011									
Alkalinity, Carbonate (as CaCO ₃)	NELAP	0	0		0	mg/L	1	11/03/2023 15:56	R338806
STANDARD METHODS 2540 C (TOTAL) 1997, 2011									
Total Dissolved Solids	NELAP	16	20		1840	mg/L	1	11/02/2023 10:40	R338738
SW-846 9036 (TOTAL)									
Sulfate	NELAP	31	50		66	mg/L	5	11/01/2023 22:07	R338641
SW-846 9214 (TOTAL)									
Fluoride	NELAP	0.04	0.10		4.52	mg/L	1	11/08/2023 11:27	R338960
SW-846 9251 (TOTAL)									
Chloride	NELAP	25	200		871	mg/L	50	11/01/2023 22:13	R338688
SW-846 3005A, 6010B, METALS BY ICP (TOTAL)									
Calcium	NELAP	0.0350	0.100		50.8	mg/L	1	11/02/2023 17:09	214080
Magnesium	NELAP	0.0055	0.0500		18.0	mg/L	1	11/02/2023 17:09	214080
Potassium	NELAP	0.0400	0.100		6.66	mg/L	1	11/02/2023 17:09	214080
Sodium	NELAP	0.180	0.500		642	mg/L	10	11/03/2023 15:37	214080
SW-846 3005A, 6020A, METALS BY ICMS (TOTAL)									
Antimony	NELAP	0.0018	0.0040		< 0.0040	mg/L	20	11/03/2023 21:40	214080
Arsenic	NELAP	0.0016	0.0040		< 0.0040	mg/L	20	11/07/2023 17:34	214080
Barium	NELAP	0.0007	0.0010		0.0615	mg/L	5	11/03/2023 1:06	214080
Beryllium	NELAP	0.0010	0.0040		< 0.0040	mg/L	20	11/07/2023 17:34	214080
Boron	NELAP	0.0370	0.100		1.91	mg/L	20	11/07/2023 17:34	214080
Cadmium	NELAP	0.0006	0.0040		< 0.0040	mg/L	20	11/07/2023 17:34	214080
Chromium	NELAP	0.0028	0.0060		0.0186	mg/L	20	11/07/2023 17:34	214080
Cobalt	NELAP	0.0005	0.0040	J	0.0036	mg/L	20	11/07/2023 17:34	214080
Lead	NELAP	0.0024	0.0040	J	0.0038	mg/L	20	11/03/2023 21:40	214080
Lithium	*	0.0058	0.0120		0.114	mg/L	20	11/07/2023 17:34	214080
Molybdenum	NELAP	0.0024	0.0060		< 0.0060	mg/L	20	11/07/2023 17:34	214080
Selenium	NELAP	0.0006	0.0010		< 0.0010	mg/L	5	11/03/2023 1:06	214080
Thallium	NELAP	0.0038	0.0080		< 0.0080	mg/L	20	11/06/2023 13:56	214080

Elevated reporting limit due to matrix interference.



Client: Ramboll
Client Project: BAL-23Q4
Lab ID: 23101244-030
Matrix: GROUNDWATER

Work Order: 23101244
Report Date: 27-Nov-23
Client Sample ID: MW-392
Collection Date: 10/31/2023 13:32

Analyses	Certification	MDL	RL	Qual	Result	Units	DF	Date Analyzed	Batch
SW-846 7470A (TOTAL)									
Mercury	NELAP	0.00006	0.00020		< 0.00020	mg/L	1	11/10/2023 8:47	214490



Client: Ramboll
Client Project: BAL-23Q4
Lab ID: 23101244-031
Matrix: GROUNDWATER

Work Order: 23101244
Report Date: 27-Nov-23
Client Sample ID: MW-393
Collection Date: 10/31/2023 15:03

Analyses	Certification	MDL	RL	Qual	Result	Units	DF	Date Analyzed	Batch
FIELD ELEVATION MEASUREMENTS									
Depth to water from measuring point	*	0	0		7.08	ft	1	10/31/2023 15:03	R338785
STANDARD METHODS 2130 B FIELD									
Turbidity	*	1.0	1.0		7.1	NTU	1	10/31/2023 15:03	R338785
STANDARD METHODS 18TH ED. 2580 B FIELD									
Oxidation-Reduction Potential	*	-300	-300		-259	mV	1	10/31/2023 15:03	R338785
STANDARD METHODS 2510 B FIELD									
Spec. Conductance, Field	*	0	0		4140	µS/cm	1	10/31/2023 15:03	R338785
STANDARD METHODS 2550 B FIELD									
Temperature	*	0	0		17.1	°C	1	10/31/2023 15:03	R338785
STANDARD METHODS 4500-O G FIELD									
Oxygen, Dissolved	*	0	0		0.71	mg/L	1	10/31/2023 15:03	R338785
SW-846 9040B FIELD									
pH	*	0	1.00		8.19		1	10/31/2023 15:03	R338785
STANDARD METHODS 2320 B (TOTAL) 1997, 2011									
Alkalinity, Bicarbonate (as CaCO ₃)	NELAP	0	0		790	mg/L	1	11/03/2023 16:03	R338806
STANDARD METHODS 2320 B 1997, 2011									
Alkalinity, Carbonate (as CaCO ₃)	NELAP	0	0		37	mg/L	1	11/03/2023 16:03	R338806
STANDARD METHODS 2540 C (TOTAL) 1997, 2011									
Total Dissolved Solids	NELAP	16	20		2390	mg/L	1	11/02/2023 10:40	R338738
SW-846 9036 (TOTAL)									
Sulfate	NELAP	31	50		184	mg/L	5	11/01/2023 22:15	R338641
SW-846 9214 (TOTAL)									
Fluoride	NELAP	0.37	1.00		9.63	mg/L	10	11/09/2023 17:05	R339043
SW-846 9251 (TOTAL)									
Chloride	NELAP	10	80		723	mg/L	20	11/01/2023 22:21	R338688
SW-846 3005A, 6010B, METALS BY ICP (TOTAL)									
Calcium	NELAP	0.0350	0.100		7.92	mg/L	1	11/02/2023 17:10	214080
Magnesium	NELAP	0.0055	0.0500		4.64	mg/L	1	11/02/2023 17:10	214080
Potassium	NELAP	0.0400	0.100		3.90	mg/L	1	11/02/2023 17:10	214080
Sodium	NELAP	0.180	0.500		921	mg/L	10	11/03/2023 15:38	214080
SW-846 3005A, 6020A, METALS BY ICMS (TOTAL)									
Antimony	NELAP	0.0018	0.0040		< 0.0040	mg/L	20	11/03/2023 21:46	214080
Arsenic	NELAP	0.0016	0.0040		< 0.0040	mg/L	20	11/07/2023 17:40	214080
Barium	NELAP	0.0028	0.0040		0.0582	mg/L	20	11/03/2023 21:46	214080
Beryllium	NELAP	0.0010	0.0040		< 0.0040	mg/L	20	11/07/2023 17:40	214080
Boron	NELAP	0.0370	0.100		1.59	mg/L	20	11/07/2023 17:40	214080
Cadmium	NELAP	0.0006	0.0040		< 0.0040	mg/L	20	11/07/2023 17:40	214080
Chromium	NELAP	0.0028	0.0060		< 0.0060	mg/L	20	11/07/2023 17:40	214080
Cobalt	NELAP	0.0005	0.0040		< 0.0040	mg/L	20	11/07/2023 17:40	214080
Lead	NELAP	0.0024	0.0040		< 0.0040	mg/L	20	11/03/2023 21:46	214080
Lithium	*	0.0058	0.0120		0.0672	mg/L	20	11/07/2023 17:40	214080
Molybdenum	NELAP	0.0024	0.0060		< 0.0060	mg/L	20	11/07/2023 17:40	214080
Selenium	NELAP	0.0024	0.0040		< 0.0040	mg/L	20	11/03/2023 21:46	214080
Thallium	NELAP	0.0038	0.0080		< 0.0080	mg/L	20	11/06/2023 14:02	214080

Elevated reporting limit due to matrix interference.



Client: Ramboll
Client Project: BAL-23Q4
Lab ID: 23101244-031
Matrix: GROUNDWATER

Work Order: 23101244
Report Date: 27-Nov-23
Client Sample ID: MW-393
Collection Date: 10/31/2023 15:03

Analyses	Certification	MDL	RL	Qual	Result	Units	DF	Date Analyzed	Batch
SW-846 7470A (TOTAL)									
Mercury	NELAP	0.00006	0.00020		< 0.00020	mg/L	1	11/10/2023 8:49	214490



Client: Ramboll
Client Project: BAL-23Q4
Lab ID: 23101244-032
Matrix: GROUNDWATER

Work Order: 23101244
Report Date: 27-Nov-23

Client Sample ID: MW-394

Collection Date: 11/01/2023 13:14

Analyses	Certification	MDL	RL	Qual	Result	Units	DF	Date Analyzed	Batch
FIELD ELEVATION MEASUREMENTS									
Depth to water from measuring point	*	0	0		7.74	ft	1	11/01/2023 13:14	R338785
STANDARD METHODS 2130 B FIELD									
Turbidity	*	1.0	1.0		2.7	NTU	1	11/01/2023 13:14	R338785
STANDARD METHODS 18TH ED. 2580 B FIELD									
Oxidation-Reduction Potential	*	-300	-300		-258	mV	1	11/01/2023 13:14	R338785
STANDARD METHODS 2510 B FIELD									
Spec. Conductance, Field	*	0	0		4420	µS/cm	1	11/01/2023 13:14	R338785
STANDARD METHODS 2550 B FIELD									
Temperature	*	0	0		16.2	°C	1	11/01/2023 13:14	R338785
STANDARD METHODS 4500-O G FIELD									
Oxygen, Dissolved	*	0	0		2.43	mg/L	1	11/01/2023 13:14	R338785
SW-846 9040B FIELD									
pH	*	0	1.00		7.91		1	11/01/2023 13:14	R338785
STANDARD METHODS 2320 B (TOTAL) 1997, 2011									
Alkalinity, Bicarbonate (as CaCO ₃)	NELAP	0	0		747	mg/L	1	11/03/2023 16:12	R338806
STANDARD METHODS 2320 B 1997, 2011									
Alkalinity, Carbonate (as CaCO ₃)	NELAP	0	0		41	mg/L	1	11/03/2023 16:12	R338806
STANDARD METHODS 2540 C (TOTAL) 1997, 2011									
Total Dissolved Solids	NELAP	16	20		2500	mg/L	1	11/03/2023 11:49	R338812
SW-846 9036 (TOTAL)									
Sulfate	NELAP	61	100		187	mg/L	10	11/02/2023 22:08	R338709
SW-846 9214 (TOTAL)									
Fluoride	NELAP	0.04	0.10		5.66	mg/L	1	11/08/2023 12:12	R338960
SW-846 9251 (TOTAL)									
Chloride	NELAP	25	200		854	mg/L	50	11/07/2023 21:04	R338951
SW-846 3005A, 6010B, METALS BY ICP (TOTAL)									
Calcium	NELAP	0.0350	0.100		13.4	mg/L	1	11/09/2023 4:36	214174
Magnesium	NELAP	0.0055	0.0500		6.20	mg/L	1	11/09/2023 4:36	214174
Potassium	NELAP	0.0400	0.100		3.20	mg/L	1	11/09/2023 4:36	214174
Sodium	NELAP	0.0180	0.0500		1100	mg/L	1	11/09/2023 4:36	214174
<i>Sample result for Na exceeds 10 times the CCB. Data is reportable per the TNI Standard.</i>									
SW-846 3005A, 6020A, METALS BY ICMS (TOTAL)									
Antimony	NELAP	0.0004	0.0010		< 0.0010	mg/L	5	11/09/2023 1:34	214174
Arsenic	NELAP	0.0004	0.0010		< 0.0010	mg/L	5	11/09/2023 1:34	214174
Barium	NELAP	0.0007	0.0010		0.0324	mg/L	5	11/09/2023 1:34	214174
Beryllium	NELAP	0.0002	0.0010		< 0.0010	mg/L	5	11/09/2023 1:34	214174
Boron	NELAP	0.0092	0.0250		1.90	mg/L	5	11/09/2023 1:34	214174
Cadmium	NELAP	0.0002	0.0010		< 0.0010	mg/L	5	11/09/2023 1:34	214174
Chromium	NELAP	0.0007	0.0015		< 0.0015	mg/L	5	11/09/2023 1:34	214174
Cobalt	NELAP	0.0001	0.0010		< 0.0010	mg/L	5	11/09/2023 1:34	214174
Lead	NELAP	0.0006	0.0010		< 0.0010	mg/L	5	11/09/2023 1:34	214174
Lithium	*	0.0015	0.0030		0.0907	mg/L	5	11/09/2023 15:00	214174
Molybdenum	NELAP	0.0006	0.0015		< 0.0015	mg/L	5	11/09/2023 1:34	214174
Selenium	NELAP	0.0006	0.0010		< 0.0010	mg/L	5	11/09/2023 1:34	214174
Thallium	NELAP	0.0010	0.0020		< 0.0020	mg/L	5	11/07/2023 3:19	214174



Client: Ramboll
Client Project: BAL-23Q4
Lab ID: 23101244-032
Matrix: GROUNDWATER

Work Order: 23101244
Report Date: 27-Nov-23
Client Sample ID: MW-394
Collection Date: 11/01/2023 13:14

Analyses	Certification	MDL	RL	Qual	Result	Units	DF	Date Analyzed	Batch
SW-846 3005A, 6020A, METALS BY ICPMS (TOTAL)									
<i>CCV recovered outside the upper control limits for As, Be, Cd, and Se. Sample results are below the reporting limit. Data is reportable per the TNI standard.</i>									
SW-846 7470A (TOTAL)									
Mercury	NELAP	0.00006	0.00020		< 0.00020	mg/L	1	11/10/2023 8:52	214490



Client: Ramboll
Client Project: BAL-23Q4
Lab ID: 23101244-035
Matrix: GROUNDWATER

Work Order: 23101244
Report Date: 27-Nov-23
Client Sample ID: OW-256
Collection Date: 10/31/2023 12:02

Analyses	Certification	MDL	RL	Qual	Result	Units	DF	Date Analyzed	Batch
FIELD ELEVATION MEASUREMENTS									
Depth to water from measuring point	*	0	0		13.31	ft	1	10/31/2023 12:02	R338785
STANDARD METHODS 2130 B FIELD									
Turbidity	*	1.0	1.0		10	NTU	1	10/31/2023 12:02	R338785
STANDARD METHODS 18TH ED. 2580 B FIELD									
Oxidation-Reduction Potential	*	-300	-300		-65	mV	1	10/31/2023 12:02	R338785
STANDARD METHODS 2510 B FIELD									
Spec. Conductance, Field	*	0	0		831	µS/cm	1	10/31/2023 12:02	R338785
STANDARD METHODS 2550 B FIELD									
Temperature	*	0	0		14.7	°C	1	10/31/2023 12:02	R338785
STANDARD METHODS 4500-O G FIELD									
Oxygen, Dissolved	*	0	0		1.25	mg/L	1	10/31/2023 12:02	R338785
SW-846 9040B FIELD									
pH	*	0	1.00		6.85		1	10/31/2023 12:02	R338785
STANDARD METHODS 2320 B (TOTAL) 1997, 2011									
Alkalinity, Bicarbonate (as CaCO ₃)	NELAP	0	0		313	mg/L	1	11/03/2023 16:21	R338806
STANDARD METHODS 2320 B 1997, 2011									
Alkalinity, Carbonate (as CaCO ₃)	NELAP	0	0		0	mg/L	1	11/03/2023 16:21	R338806
STANDARD METHODS 2540 C (TOTAL) 1997, 2011									
Total Dissolved Solids	NELAP	16	20		490	mg/L	1	11/02/2023 10:46	R338738
SW-846 9036 (TOTAL)									
Sulfate	NELAP	31	50		80	mg/L	5	11/01/2023 22:23	R338641
SW-846 9214 (TOTAL)									
Fluoride	NELAP	0.04	0.10		0.29	mg/L	1	11/08/2023 11:28	R338960
SW-846 9251 (TOTAL)									
Chloride	NELAP	2	20		59	mg/L	5	11/01/2023 22:23	R338688
SW-846 3005A, 6010B, METALS BY ICP (TOTAL)									
Calcium	NELAP	0.0350	0.100		83.0	mg/L	1	11/02/2023 17:11	214080
Magnesium	NELAP	0.0055	0.0500		33.7	mg/L	1	11/02/2023 17:11	214080
Potassium	NELAP	0.0400	0.100		0.934	mg/L	1	11/02/2023 17:11	214080
Sodium	NELAP	0.0180	0.0500		50.5	mg/L	1	11/02/2023 17:11	214080
SW-846 3005A, 6020A, METALS BY ICMS (TOTAL)									
Antimony	NELAP	0.0004	0.0010		< 0.0010	mg/L	5	11/03/2023 2:18	214080
Arsenic	NELAP	0.0004	0.0010		0.0021	mg/L	5	11/03/2023 2:18	214080
Barium	NELAP	0.0007	0.0010		0.130	mg/L	5	11/03/2023 2:18	214080
Beryllium	NELAP	0.0002	0.0010		< 0.0010	mg/L	5	11/03/2023 2:18	214080
Boron	NELAP	0.0092	0.0250		0.267	mg/L	5	11/03/2023 2:18	214080
Cadmium	NELAP	0.0002	0.0010		< 0.0010	mg/L	5	11/03/2023 2:18	214080
Chromium	NELAP	0.0007	0.0015	J	0.0011	mg/L	5	11/03/2023 2:18	214080
Cobalt	NELAP	0.0001	0.0010		0.0011	mg/L	5	11/03/2023 2:18	214080
Lead	NELAP	0.0006	0.0010		< 0.0010	mg/L	5	11/03/2023 2:18	214080
Lithium	*	0.0015	0.0030		0.0136	mg/L	5	11/03/2023 2:18	214080
Molybdenum	NELAP	0.0006	0.0015	J	0.0014	mg/L	5	11/03/2023 2:18	214080
Selenium	NELAP	0.0006	0.0010		< 0.0010	mg/L	5	11/03/2023 2:18	214080
Thallium	NELAP	0.0010	0.0020		< 0.0020	mg/L	5	11/03/2023 2:18	214080

PQL recovered outside upper control limits for Sb. Sample results are below the reporting limit. Data is reportable per the TNI Standard.



Client: Ramboll
Client Project: BAL-23Q4
Lab ID: 23101244-035
Matrix: GROUNDWATER

Work Order: 23101244
Report Date: 27-Nov-23
Client Sample ID: OW-256
Collection Date: 10/31/2023 12:02

Analyses	Certification	MDL	RL	Qual	Result	Units	DF	Date Analyzed	Batch
SW-846 7470A (TOTAL)									
Mercury	NELAP	0.00006	0.00020		< 0.00020	mg/L	1	11/10/2023 8:58	214490



Client: Ramboll
Client Project: BAL-23Q4
Lab ID: 23101244-036
Matrix: GROUNDWATER

Work Order: 23101244
Report Date: 27-Nov-23
Client Sample ID: OW-257
Collection Date: 10/31/2023 9:48

Analyses	Certification	MDL	RL	Qual	Result	Units	DF	Date Analyzed	Batch
FIELD ELEVATION MEASUREMENTS									
Depth to water from measuring point	*	0	0		8.28	ft	1	10/31/2023 9:48	R338785
STANDARD METHODS 2130 B FIELD									
Turbidity	*	1.0	1.0		78	NTU	1	10/31/2023 9:48	R338785
STANDARD METHODS 18TH ED. 2580 B FIELD									
Oxidation-Reduction Potential	*	-300	-300		-33	mV	1	10/31/2023 9:48	R338785
STANDARD METHODS 2510 B FIELD									
Spec. Conductance, Field	*	0	0		1050	µS/cm	1	10/31/2023 9:48	R338785
STANDARD METHODS 2550 B FIELD									
Temperature	*	0	0		13.4	°C	1	10/31/2023 9:48	R338785
STANDARD METHODS 4500-O G FIELD									
Oxygen, Dissolved	*	0	0		1.30	mg/L	1	10/31/2023 9:48	R338785
SW-846 9040B FIELD									
pH	*	0	1.00		6.78		1	10/31/2023 9:48	R338785
STANDARD METHODS 2320 B (TOTAL) 1997, 2011									
Alkalinity, Bicarbonate (as CaCO ₃)	NELAP	0	0		571	mg/L	1	11/03/2023 16:51	R338806
STANDARD METHODS 2320 B 1997, 2011									
Alkalinity, Carbonate (as CaCO ₃)	NELAP	0	0		0	mg/L	1	11/03/2023 16:51	R338806
STANDARD METHODS 2540 C (TOTAL) 1997, 2011									
Total Dissolved Solids	NELAP	16	20		700	mg/L	1	11/02/2023 10:46	R338738
SW-846 9036 (TOTAL)									
Sulfate	NELAP	31	50		112	mg/L	5	11/02/2023 13:07	R338709
SW-846 9214 (TOTAL)									
Fluoride	NELAP	0.04	0.10		0.46	mg/L	1	11/08/2023 11:30	R338960
SW-846 9251 (TOTAL)									
Chloride	NELAP	1	4		7	mg/L	1	11/01/2023 22:29	R338688
SW-846 3005A, 6010B, METALS BY ICP (TOTAL)									
Calcium	NELAP	0.0350	0.100		118	mg/L	1	11/02/2023 17:12	214080
Magnesium	NELAP	0.0055	0.0500		49.9	mg/L	1	11/02/2023 17:12	214080
Potassium	NELAP	0.0400	0.100		2.99	mg/L	1	11/02/2023 17:12	214080
Sodium	NELAP	0.0180	0.0500		82.5	mg/L	1	11/02/2023 17:12	214080
SW-846 3005A, 6020A, METALS BY ICMS (TOTAL)									
Antimony	NELAP	0.0004	0.0010		< 0.0010	mg/L	5	11/03/2023 2:24	214080
Arsenic	NELAP	0.0004	0.0010		0.0052	mg/L	5	11/03/2023 2:24	214080
Barium	NELAP	0.0007	0.0010		0.144	mg/L	5	11/03/2023 2:24	214080
Beryllium	NELAP	0.0002	0.0010		< 0.0010	mg/L	5	11/03/2023 2:24	214080
Boron	NELAP	0.0092	0.0250		0.615	mg/L	5	11/03/2023 2:24	214080
Cadmium	NELAP	0.0002	0.0010		< 0.0010	mg/L	5	11/03/2023 2:24	214080
Chromium	NELAP	0.0007	0.0015		0.0050	mg/L	5	11/03/2023 2:24	214080
Cobalt	NELAP	0.0001	0.0010		0.0046	mg/L	5	11/03/2023 2:24	214080
Lead	NELAP	0.0006	0.0010		0.0019	mg/L	5	11/03/2023 2:24	214080
Lithium	*	0.0015	0.0030		0.0365	mg/L	5	11/03/2023 2:24	214080
Molybdenum	NELAP	0.0006	0.0015		0.0040	mg/L	5	11/03/2023 2:24	214080
Selenium	NELAP	0.0006	0.0010		< 0.0010	mg/L	5	11/03/2023 2:24	214080
Thallium	NELAP	0.0010	0.0020		< 0.0020	mg/L	5	11/03/2023 2:24	214080

PQL recovered outside upper control limits for Sb. Sample results are below the reporting limit. Data is reportable per the TNI Standard.



Client: Ramboll
Client Project: BAL-23Q4

Work Order: 23101244
Report Date: 27-Nov-23

Lab ID: 23101244-036

Client Sample ID: OW-257

Matrix: GROUNDWATER

Collection Date: 10/31/2023 9:48

Analyses	Certification	MDL	RL	Qual	Result	Units	DF	Date Analyzed	Batch
SW-846 7470A (TOTAL)									
Mercury	NELAP	0.00006	0.00020		< 0.00020	mg/L	1	11/10/2023 9:01	214490



Client: Ramboll
Client Project: BAL-23Q4
Lab ID: 23101244-037
Matrix: GROUNDWATER

Work Order: 23101244
Report Date: 27-Nov-23
Client Sample ID: PZ-170
Collection Date: 10/31/2023 10:17

Analyses	Certification	MDL	RL	Qual	Result	Units	DF	Date Analyzed	Batch
FIELD ELEVATION MEASUREMENTS									
Depth to water from measuring point	*	0	0		18.92	ft	1	10/31/2023 10:17	R338785
STANDARD METHODS 2130 B FIELD									
Turbidity	*	1.0	1.0		4.3	NTU	1	10/31/2023 10:17	R338785
STANDARD METHODS 18TH ED. 2580 B FIELD									
Oxidation-Reduction Potential	*	-300	-300		-108	mV	1	10/31/2023 10:17	R338785
STANDARD METHODS 2510 B FIELD									
Spec. Conductance, Field	*	0	0		1620	µS/cm	1	10/31/2023 10:17	R338785
STANDARD METHODS 2550 B FIELD									
Temperature	*	0	0		15.0	°C	1	10/31/2023 10:17	R338785
STANDARD METHODS 4500-O G FIELD									
Oxygen, Dissolved	*	0	0		0.97	mg/L	1	10/31/2023 10:17	R338785
SW-846 9040B FIELD									
pH	*	0	1.00		6.51		1	10/31/2023 10:17	R338785
STANDARD METHODS 2320 B (TOTAL) 1997, 2011									
Alkalinity, Bicarbonate (as CaCO3)	NELAP	0	0		638	mg/L	1	11/03/2023 16:27	R338806
STANDARD METHODS 2320 B 1997, 2011									
Alkalinity, Carbonate (as CaCO3)	NELAP	0	0		0	mg/L	1	11/03/2023 16:27	R338806
STANDARD METHODS 2540 C (TOTAL) 1997, 2011									
Total Dissolved Solids	NELAP	16	20		1100	mg/L	1	11/02/2023 10:46	R338738
SW-846 9036 (TOTAL)									
Sulfate	NELAP	61	100		232	mg/L	10	11/01/2023 23:06	R338641
SW-846 9214 (TOTAL)									
Fluoride	NELAP	0.04	0.10		0.21	mg/L	1	11/08/2023 11:31	R338960
SW-846 9251 (TOTAL)									
Chloride	NELAP	5	40		82	mg/L	10	11/01/2023 23:06	R338688
SW-846 3005A, 6010B, METALS BY ICP (TOTAL)									
Calcium	NELAP	0.0350	0.100		200	mg/L	1	11/02/2023 17:12	214080
Magnesium	NELAP	0.0055	0.0500		80.2	mg/L	1	11/02/2023 17:12	214080
Potassium	NELAP	0.0400	0.100		1.19	mg/L	1	11/02/2023 17:12	214080
Sodium	NELAP	0.0180	0.0500		94.3	mg/L	1	11/02/2023 17:12	214080
SW-846 3005A, 6020A, METALS BY ICMS (TOTAL)									
Antimony	NELAP	0.0004	0.0010		< 0.0010	mg/L	5	11/03/2023 2:30	214080
Arsenic	NELAP	0.0004	0.0010		0.0012	mg/L	5	11/03/2023 2:30	214080
Barium	NELAP	0.0007	0.0010		0.155	mg/L	5	11/03/2023 2:30	214080
Beryllium	NELAP	0.0002	0.0010		< 0.0010	mg/L	5	11/03/2023 2:30	214080
Boron	NELAP	0.0092	0.0250		0.426	mg/L	5	11/03/2023 2:30	214080
Cadmium	NELAP	0.0002	0.0010		< 0.0010	mg/L	5	11/03/2023 2:30	214080
Chromium	NELAP	0.0007	0.0015		< 0.0015	mg/L	5	11/03/2023 2:30	214080
Cobalt	NELAP	0.0001	0.0010		0.0037	mg/L	5	11/03/2023 2:30	214080
Lead	NELAP	0.0006	0.0010		< 0.0010	mg/L	5	11/03/2023 2:30	214080
Lithium	*	0.0015	0.0030		0.0361	mg/L	5	11/03/2023 2:30	214080
Molybdenum	NELAP	0.0006	0.0015	J	0.0007	mg/L	5	11/03/2023 2:30	214080
Selenium	NELAP	0.0006	0.0010		< 0.0010	mg/L	5	11/03/2023 2:30	214080
Thallium	NELAP	0.0010	0.0020		< 0.0020	mg/L	5	11/03/2023 2:30	214080

PQL recovered outside upper control limits for Sb. Sample results are below the reporting limit. Data is reportable per the TNI Standard.



Client: Ramboll
Client Project: BAL-23Q4
Lab ID: 23101244-037
Matrix: GROUNDWATER

Work Order: 23101244
Report Date: 27-Nov-23
Client Sample ID: PZ-170
Collection Date: 10/31/2023 10:17

Analyses	Certification	MDL	RL	Qual	Result	Units	DF	Date Analyzed	Batch
SW-846 7470A (TOTAL)									
Mercury	NELAP	0.00006	0.00020		< 0.00020	mg/L	1	11/10/2023 9:03	214490



Client: Ramboll
Client Project: BAL-23Q4
Lab ID: 23101244-038
Matrix: GROUNDWATER

Work Order: 23101244
Report Date: 27-Nov-23
Client Sample ID: PZ-182
Collection Date: 10/31/2023 10:57

Analyses	Certification	MDL	RL	Qual	Result	Units	DF	Date Analyzed	Batch
FIELD ELEVATION MEASUREMENTS									
Depth to water from measuring point	*	0	0		19.72	ft	1	10/31/2023 10:57	R338785
STANDARD METHODS 2130 B FIELD									
Turbidity	*	1.0	1.0		8.9	NTU	1	10/31/2023 10:57	R338785
STANDARD METHODS 18TH ED. 2580 B FIELD									
Oxidation-Reduction Potential	*	-300	-300		-71	mV	1	10/31/2023 10:57	R338785
STANDARD METHODS 2510 B FIELD									
Spec. Conductance, Field	*	0	0		1260	µS/cm	1	10/31/2023 10:57	R338785
STANDARD METHODS 2550 B FIELD									
Temperature	*	0	0		15.5	°C	1	10/31/2023 10:57	R338785
STANDARD METHODS 4500-O G FIELD									
Oxygen, Dissolved	*	0	0		0.70	mg/L	1	10/31/2023 10:57	R338785
SW-846 9040B FIELD									
pH	*	0	1.00		6.56		1	10/31/2023 10:57	R338785
STANDARD METHODS 2320 B (TOTAL) 1997, 2011									
Alkalinity, Bicarbonate (as CaCO ₃)	NELAP	0	0		495	mg/L	1	11/03/2023 16:35	R338806
STANDARD METHODS 2320 B 1997, 2011									
Alkalinity, Carbonate (as CaCO ₃)	NELAP	0	0		0	mg/L	1	11/03/2023 16:35	R338806
STANDARD METHODS 2540 C (TOTAL) 1997, 2011									
Total Dissolved Solids	NELAP	16	20		804	mg/L	1	11/02/2023 11:19	R338738
SW-846 9036 (TOTAL)									
Sulfate	NELAP	61	100		207	mg/L	10	11/01/2023 23:14	R338641
SW-846 9214 (TOTAL)									
Fluoride	NELAP	0.04	0.10		0.18	mg/L	1	11/08/2023 11:33	R338960
SW-846 9251 (TOTAL)									
Chloride	NELAP	1	4		40	mg/L	1	11/01/2023 23:09	R338688
SW-846 3005A, 6010B, METALS BY ICP (TOTAL)									
Calcium	NELAP	0.0350	0.100		171	mg/L	1	11/02/2023 17:13	214080
Magnesium	NELAP	0.0055	0.0500		65.8	mg/L	1	11/02/2023 17:13	214080
Potassium	NELAP	0.0400	0.100		0.583	mg/L	1	11/02/2023 17:13	214080
Sodium	NELAP	0.0180	0.0500		45.0	mg/L	1	11/02/2023 17:13	214080
SW-846 3005A, 6020A, METALS BY ICMS (TOTAL)									
Antimony	NELAP	0.0004	0.0010		< 0.0010	mg/L	5	11/03/2023 2:36	214080
Arsenic	NELAP	0.0004	0.0010	J	0.0005	mg/L	5	11/03/2023 2:36	214080
Barium	NELAP	0.0007	0.0010		0.0886	mg/L	5	11/03/2023 2:36	214080
Beryllium	NELAP	0.0002	0.0010		< 0.0010	mg/L	5	11/03/2023 2:36	214080
Boron	NELAP	0.0092	0.0250		0.684	mg/L	5	11/03/2023 2:36	214080
Cadmium	NELAP	0.0002	0.0010		< 0.0010	mg/L	5	11/03/2023 2:36	214080
Chromium	NELAP	0.0007	0.0015		< 0.0015	mg/L	5	11/03/2023 2:36	214080
Cobalt	NELAP	0.0001	0.0010	J	0.0006	mg/L	5	11/03/2023 2:36	214080
Lead	NELAP	0.0006	0.0010		< 0.0010	mg/L	5	11/03/2023 2:36	214080
Lithium	*	0.0015	0.0030		0.0173	mg/L	5	11/03/2023 2:36	214080
Molybdenum	NELAP	0.0006	0.0015		< 0.0015	mg/L	5	11/03/2023 2:36	214080
Selenium	NELAP	0.0006	0.0010		< 0.0010	mg/L	5	11/03/2023 2:36	214080
Thallium	NELAP	0.0010	0.0020		< 0.0020	mg/L	5	11/03/2023 2:36	214080

PQL recovered outside upper control limits for Sb. Sample results are below the reporting limit. Data is reportable per the TNI Standard.



Client: Ramboll
Client Project: BAL-23Q4
Lab ID: 23101244-038
Matrix: GROUNDWATER

Work Order: 23101244
Report Date: 27-Nov-23
Client Sample ID: PZ-182
Collection Date: 10/31/2023 10:57

Analyses	Certification	MDL	RL	Qual	Result	Units	DF	Date Analyzed	Batch
SW-846 7470A (TOTAL)									
Mercury	NELAP	0.00006	0.00020		< 0.00020	mg/L	1	11/10/2023 9:10	214490



Client: Ramboll
Client Project: BAL-23Q4
Lab ID: 23101244-039
Matrix: GROUNDWATER

Work Order: 23101244
Report Date: 27-Nov-23
Client Sample ID: TPZ-164
Collection Date: 10/30/2023 13:30

Analyses	Certification	MDL	RL	Qual	Result	Units	DF	Date Analyzed	Batch
FIELD ELEVATION MEASUREMENTS									
Depth to water from measuring point	*	0	0		3.71	ft	1	10/30/2023 13:30	R338785



Client: Ramboll
Client Project: BAL-23Q4
Lab ID: 23101244-043
Matrix: AQUEOUS

Work Order: 23101244
Report Date: 27-Nov-23
Client Sample ID: Field Blank
Collection Date: 11/03/2023 12:12

Analyses	Certification	MDL	RL	Qual	Result	Units	DF	Date Analyzed	Batch
STANDARD METHODS 2320 B (TOTAL) 1997, 2011									
Alkalinity, Bicarbonate (as CaCO3)	NELAP	0	0		2	mg/L	1	11/07/2023 18:34	R338912
STANDARD METHODS 2320 B 1997, 2011									
Alkalinity, Carbonate (as CaCO3)	NELAP	0	0		0	mg/L	1	11/07/2023 18:34	R338912
STANDARD METHODS 2540 C (TOTAL) 1997, 2011									
Total Dissolved Solids	NELAP	16	20		< 20	mg/L	1	11/06/2023 11:50	R338895
SW-846 9036 (TOTAL)									
Sulfate	NELAP	6	10		< 10	mg/L	1	11/07/2023 21:07	R338917
SW-846 9214 (TOTAL)									
Fluoride	NELAP	0.04	0.10		< 0.10	mg/L	1	11/08/2023 12:13	R338960
SW-846 9251 (TOTAL)									
Chloride	NELAP	1	4		< 4	mg/L	1	11/07/2023 21:07	R338951
SW-846 3005A, 6010B, METALS BY ICP (TOTAL)									
Calcium	NELAP	0.0350	0.100		< 0.100	mg/L	1	11/08/2023 14:09	214228
Magnesium	NELAP	0.0055	0.0500		< 0.0500	mg/L	1	11/08/2023 14:09	214228
Potassium	NELAP	0.0400	0.100		< 0.100	mg/L	1	11/08/2023 14:09	214228
Sodium	NELAP	0.0180	0.0500		< 0.0500	mg/L	1	11/08/2023 14:09	214228
SW-846 3005A, 6020A, METALS BY ICPMS (TOTAL)									
Antimony	NELAP	0.0004	0.0010		< 0.0010	mg/L	5	11/09/2023 4:47	214228
Arsenic	NELAP	0.0004	0.0010		< 0.0010	mg/L	5	11/09/2023 16:24	214228
Barium	NELAP	0.0007	0.0010		< 0.0010	mg/L	5	11/09/2023 4:47	214228
Beryllium	NELAP	0.0002	0.0010		< 0.0010	mg/L	5	11/09/2023 16:24	214228
Boron	NELAP	0.0092	0.0250		0.0305	mg/L	5	11/09/2023 4:47	214228
Cadmium	NELAP	0.0002	0.0010		< 0.0010	mg/L	5	11/09/2023 16:24	214228
Chromium	NELAP	0.0007	0.0015		< 0.0015	mg/L	5	11/09/2023 4:47	214228
Cobalt	NELAP	0.0001	0.0010		< 0.0010	mg/L	5	11/09/2023 4:47	214228
Lead	NELAP	0.0006	0.0010		< 0.0010	mg/L	5	11/09/2023 4:47	214228
Lithium	*	0.0015	0.0030		< 0.0030	mg/L	5	11/09/2023 16:24	214228
Molybdenum	NELAP	0.0006	0.0015		< 0.0015	mg/L	5	11/09/2023 4:47	214228
Selenium	NELAP	0.0006	0.0010		< 0.0010	mg/L	5	11/09/2023 16:24	214228
Thallium	NELAP	0.0010	0.0020		< 0.0020	mg/L	5	11/09/2023 4:47	214228
SW-846 7470A (TOTAL)									
Mercury	NELAP	0.00006	0.00020		< 0.00020	mg/L	1	11/10/2023 10:06	214492



Client: Ramboll
Client Project: BAL-23Q4
Lab ID: 23101244-044
Matrix: GROUNDWATER

Work Order: 23101244
Report Date: 27-Nov-23
Client Sample ID: MW-304 Duplicate
Collection Date: 11/01/2023 10:34

Analyses	Certification	MDL	RL	Qual	Result	Units	DF	Date Analyzed	Batch
FIELD ELEVATION MEASUREMENTS									
Depth to water from measuring point	*	0	0		10.26	ft	1	11/01/2023 10:34	R338785
STANDARD METHODS 2130 B FIELD									
Turbidity	*	1.0	1.0		1.7	NTU	1	11/01/2023 10:34	R338785
STANDARD METHODS 18TH ED. 2580 B FIELD									
Oxidation-Reduction Potential	*	-300	-300		-56	mV	1	11/01/2023 10:34	R338785
STANDARD METHODS 2510 B FIELD									
Spec. Conductance, Field	*	0	0		2370	µS/cm	1	11/01/2023 10:34	R338785
STANDARD METHODS 2550 B FIELD									
Temperature	*	0	0		15.3	°C	1	11/01/2023 10:34	R338785
STANDARD METHODS 4500-O G FIELD									
Oxygen, Dissolved	*	0	0		0.80	mg/L	1	11/01/2023 10:34	R338785
SW-846 9040B FIELD									
pH	*	0	1.00		7.81		1	11/01/2023 10:34	R338785
STANDARD METHODS 2320 B (TOTAL) 1997, 2011									
Alkalinity, Bicarbonate (as CaCO ₃)	NELAP	0	0		831	mg/L	1	11/03/2023 16:42	R338806
STANDARD METHODS 2320 B 1997, 2011									
Alkalinity, Carbonate (as CaCO ₃)	NELAP	0	0		29	mg/L	1	11/03/2023 16:42	R338806
STANDARD METHODS 2540 C (TOTAL) 1997, 2011									
Total Dissolved Solids	NELAP	16	20		1360	mg/L	1	11/03/2023 11:49	R338812
SW-846 9036 (TOTAL)									
Sulfate	NELAP	61	100		192	mg/L	10	11/02/2023 22:26	R338709
SW-846 9214 (TOTAL)									
Fluoride	NELAP	0.04	0.10		1.88	mg/L	1	11/08/2023 12:16	R338960
SW-846 9251 (TOTAL)									
Chloride	NELAP	5	40		161	mg/L	10	11/02/2023 22:26	R338744
SW-846 3005A, 6010B, METALS BY ICP (TOTAL)									
Calcium	NELAP	0.0350	0.100		11.9	mg/L	1	11/09/2023 4:40	214174
Magnesium	NELAP	0.0055	0.0500		5.22	mg/L	1	11/09/2023 4:40	214174
Potassium	NELAP	0.0400	0.100		2.02	mg/L	1	11/09/2023 4:40	214174
Sodium	NELAP	0.0180	0.0500		647	mg/L	1	11/09/2023 4:40	214174
<i>Sample result for Na exceeds 10 times the CCB. Data is reportable per the TNI Standard.</i>									
SW-846 3005A, 6020A, METALS BY ICMS (TOTAL)									
Antimony	NELAP	0.0004	0.0010		0.0038	mg/L	5	11/08/2023 22:52	214174
Arsenic	NELAP	0.0004	0.0010		0.0028	mg/L	5	11/08/2023 22:52	214174
Barium	NELAP	0.0007	0.0010		0.0204	mg/L	5	11/08/2023 22:52	214174
Beryllium	NELAP	0.0002	0.0010		< 0.0010	mg/L	5	11/08/2023 22:52	214174
Boron	NELAP	0.0092	0.0250		1.56	mg/L	5	11/08/2023 22:52	214174
Cadmium	NELAP	0.0002	0.0010		< 0.0010	mg/L	5	11/08/2023 22:52	214174
Chromium	NELAP	0.0007	0.0015		< 0.0015	mg/L	5	11/08/2023 22:52	214174
Cobalt	NELAP	0.0001	0.0010		< 0.0010	mg/L	5	11/08/2023 22:52	214174
Lead	NELAP	0.0006	0.0010		< 0.0010	mg/L	5	11/08/2023 22:52	214174
Lithium	*	0.0015	0.0030		0.0771	mg/L	5	11/09/2023 16:30	214174
Molybdenum	NELAP	0.0006	0.0015	J	0.0010	mg/L	5	11/08/2023 22:52	214174
Selenium	NELAP	0.0006	0.0010		< 0.0010	mg/L	5	11/08/2023 22:52	214174
Thallium	NELAP	0.0010	0.0020		< 0.0020	mg/L	5	11/07/2023 3:25	214174



Client: Ramboll
Client Project: BAL-23Q4
Lab ID: 23101244-044
Matrix: GROUNDWATER

Work Order: 23101244
Report Date: 27-Nov-23
Client Sample ID: MW-304 Duplicate
Collection Date: 11/01/2023 10:34

Analyses	Certification	MDL	RL	Qual	Result	Units	DF	Date Analyzed	Batch
SW-846 7470A (TOTAL)									
Mercury	NELAP	0.00006	0.00020		< 0.00020	mg/L	1	11/10/2023 9:12	214490



Sample Summary

<http://www.teklabinc.com/>

Client: Ramboll
Client Project: BAL-23Q4

Work Order: 23101244
Report Date: 27-Nov-23

Lab Sample ID	Client Sample ID	Matrix	Fractions	Collection Date
23101244-009	MW-192	Groundwater	2	10/31/2023 12:41
23101244-010	MW-193	Groundwater	2	10/31/2023 14:28
23101244-013	MW-304	Groundwater	4	11/01/2023 10:34
23101244-014	MW-306	Groundwater	4	11/03/2023 9:27
23101244-018	MW-356	Groundwater	2	11/02/2023 9:42
23101244-019	MW-358	Groundwater	2	11/01/2023 12:05
23101244-021	MW-369	Groundwater	2	11/02/2023 10:39
23101244-022	MW-370	Groundwater	2	11/02/2023 11:53
23101244-025	MW-382	Groundwater	2	11/02/2023 12:49
23101244-030	MW-392	Groundwater	2	10/31/2023 13:32
23101244-031	MW-393	Groundwater	2	10/31/2023 15:03
23101244-032	MW-394	Groundwater	2	11/01/2023 13:14
23101244-035	OW-256	Groundwater	2	10/31/2023 12:02
23101244-036	OW-257	Groundwater	2	10/31/2023 9:48
23101244-037	PZ-170	Groundwater	2	10/31/2023 10:17
23101244-038	PZ-182	Groundwater	2	10/31/2023 10:57
23101244-039	TPZ-164	Groundwater	1	10/30/2023 13:30
23101244-043	Field Blank	Aqueous	4	11/03/2023 12:12
23101244-044	MW-304 Duplicate	Groundwater	4	11/01/2023 10:34



Dates Report

<http://www.teklabinc.com/>

Client: Ramboll

Work Order: 23101244

Client Project: BAL-23Q4

Report Date: 27-Nov-23

Sample ID	Client Sample ID Test Name	Collection Date	Received Date	Prep Date/Time	Analysis Date/Time
23101244-009A	MW-192	10/31/2023 12:41	10/31/2023 17:20		
	Field Elevation Measurements				10/31/2023 12:41
	Standard Methods 2130 B Field				10/31/2023 12:41
	Standard Methods 18th Ed. 2580 B Field				10/31/2023 12:41
	Standard Methods 2320 B (Total) 1997, 2011				11/03/2023 13:56
	Standard Methods 2320 B 1997, 2011				11/03/2023 13:56
	Standard Methods 2510 B Field				10/31/2023 12:41
	Standard Methods 2540 C (Total) 1997, 2011				11/02/2023 10:38
	Standard Methods 2550 B Field				10/31/2023 12:41
	Standard Methods 4500-O G Field				10/31/2023 12:41
	SW-846 9036 (Total)				11/01/2023 21:35
	SW-846 9040B Field				10/31/2023 12:41
	SW-846 9214 (Total)				11/08/2023 10:58
	SW-846 9251 (Total)				11/01/2023 21:35
23101244-009B	MW-192	10/31/2023 12:41	10/31/2023 17:20		
	SW-846 3005A, 6010B, Metals by ICP (Total)			11/01/2023 15:23	11/02/2023 17:02
	SW-846 3005A, 6020A, Metals by ICPMS (Total)			11/01/2023 15:23	11/03/2023 0:42
	SW-846 7470A (Total)			11/03/2023 18:30	11/06/2023 14:24
23101244-010A	MW-193	10/31/2023 14:28	10/31/2023 17:20		
	Field Elevation Measurements				10/31/2023 14:28
	Standard Methods 2130 B Field				10/31/2023 14:28
	Standard Methods 18th Ed. 2580 B Field				10/31/2023 14:28
	Standard Methods 2320 B (Total) 1997, 2011				11/03/2023 14:03
	Standard Methods 2320 B 1997, 2011				11/03/2023 14:03
	Standard Methods 2510 B Field				10/31/2023 14:28
	Standard Methods 2540 C (Total) 1997, 2011				11/02/2023 10:39
	Standard Methods 2550 B Field				10/31/2023 14:28
	Standard Methods 4500-O G Field				10/31/2023 14:28
	SW-846 9036 (Total)				11/01/2023 21:49
	SW-846 9040B Field				10/31/2023 14:28
	SW-846 9214 (Total)				11/08/2023 11:00
	SW-846 9251 (Total)				11/01/2023 21:43
23101244-010B	MW-193	10/31/2023 14:28	10/31/2023 17:20		
	SW-846 3005A, 6010B, Metals by ICP (Total)			11/01/2023 15:23	11/02/2023 17:02
	SW-846 3005A, 6020A, Metals by ICPMS (Total)			11/01/2023 15:23	11/03/2023 0:48
	SW-846 7470A (Total)			11/03/2023 18:30	11/06/2023 14:31
23101244-013A	MW-304	11/01/2023 10:34	11/01/2023 17:35		



Dates Report

<http://www.teklabinc.com/>

Client: Ramboll

Work Order: 23101244

Client Project: BAL-23Q4

Report Date: 27-Nov-23

Sample ID	Client Sample ID Test Name	Collection Date	Received Date	Prep Date/Time	Analysis Date/Time
	Field Elevation Measurements				11/01/2023 10:34
	Standard Methods 2130 B Field				11/01/2023 10:34
	Standard Methods 18th Ed. 2580 B Field				11/01/2023 10:34
	Standard Methods 2320 B (Total) 1997, 2011				11/03/2023 14:27
	Standard Methods 2320 B 1997, 2011				11/03/2023 14:27
	Standard Methods 2510 B Field				11/01/2023 10:34
	Standard Methods 2540 C (Total) 1997, 2011				11/03/2023 11:48
	Standard Methods 2550 B Field				11/01/2023 10:34
	Standard Methods 4500-NO2 B (Total) 2000, 2011				11/02/2023 18:30
	Standard Methods 4500-NO3 F (Total) 2000, 2011				11/02/2023 14:30
	Standard Methods 4500-NO3 F (Total) 2000, 2011				11/02/2023 14:30
	Standard Methods 4500-O G Field				11/01/2023 10:34
	SW-846 9036 (Total)				11/02/2023 21:41
	SW-846 9040B Field				11/01/2023 10:34
	SW-846 9214 (Total)				11/08/2023 11:04
	SW-846 9251 (Total)				11/02/2023 21:41
23101244-013B	MW-304	11/01/2023 10:34	11/01/2023 17:35		
	SW-846 9036 (Dissolved)				11/02/2023 23:54
	SW-846 9251 (Dissolved)				11/02/2023 14:45
23101244-013C	MW-304	11/01/2023 10:34	11/01/2023 17:35		
	SW-846 3005A, 6010B, Metals by ICP (Total)			11/02/2023 20:31	11/09/2023 3:59
	SW-846 3005A, 6020A, Metals by ICPMS (Total)			11/02/2023 20:31	11/07/2023 1:06
	SW-846 3005A, 6020A, Metals by ICPMS (Total)			11/02/2023 20:31	11/09/2023 1:22
	SW-846 3005A, 6020A, Metals by ICPMS (Total)			11/02/2023 20:31	11/09/2023 14:42
	SW-846 7470A (Total)			11/03/2023 19:30	11/06/2023 15:41
23101244-013D	MW-304	11/01/2023 10:34	11/01/2023 17:35		
	SW-846 3005A, 6020A, Metals by ICPMS (Dissolved)			11/06/2023 9:58	11/09/2023 3:17
	SW-846 3005A, 6020A, Metals by ICPMS (Dissolved)			11/06/2023 9:58	11/09/2023 13:17
23101244-014A	MW-306	11/03/2023 9:27	11/03/2023 14:00		
	Field Elevation Measurements				11/03/2023 9:27
	Standard Methods 2130 B Field				11/03/2023 9:27
	Standard Methods 18th Ed. 2580 B Field				11/03/2023 9:27
	Standard Methods 2320 B (Total) 1997, 2011				11/07/2023 17:18
	Standard Methods 2320 B 1997, 2011				11/07/2023 17:18
	Standard Methods 2510 B Field				11/03/2023 9:27
	Standard Methods 2540 C (Total) 1997, 2011				11/06/2023 11:43
	Standard Methods 2550 B Field				11/03/2023 9:27



Dates Report

<http://www.teklabinc.com/>

Client: Ramboll

Work Order: 23101244

Client Project: BAL-23Q4

Report Date: 27-Nov-23

Sample ID	Client Sample ID Test Name	Collection Date	Received Date	Prep Date/Time	Analysis Date/Time
	Standard Methods 4500-NO2 B (Total) 2000, 2011				11/03/2023 19:49
	Standard Methods 4500-NO3 F (Total) 2000, 2011				11/03/2023 20:43
	Standard Methods 4500-NO3 F (Total) 2000, 2011				11/03/2023 20:43
	Standard Methods 4500-O G Field				11/03/2023 9:27
	SW-846 9036 (Total)				11/07/2023 20:03
	SW-846 9040B Field				11/03/2023 9:27
	SW-846 9214 (Total)				11/08/2023 11:46
	SW-846 9251 (Total)				11/07/2023 20:03
23101244-014B	MW-306	11/03/2023 9:27	11/03/2023 14:00		
	SW-846 9036 (Dissolved)				11/07/2023 19:07
	SW-846 9251 (Dissolved)				11/07/2023 19:07
23101244-014C	MW-306	11/03/2023 9:27	11/03/2023 14:00		
	SW-846 3005A, 6010B, Metals by ICP (Total)			11/03/2023 19:17	11/07/2023 13:51
	SW-846 3005A, 6020A, Metals by ICPMS (Total)			11/03/2023 19:17	11/07/2023 3:31
	SW-846 3005A, 6020A, Metals by ICPMS (Total)			11/03/2023 19:17	11/09/2023 2:04
	SW-846 3005A, 6020A, Metals by ICPMS (Total)			11/03/2023 19:17	11/09/2023 16:36
	SW-846 7470A (Total)			11/07/2023 14:42	11/08/2023 13:56
23101244-014D	MW-306	11/03/2023 9:27	11/03/2023 14:00		
	SW-846 3005A, 6020A, Metals by ICPMS (Dissolved)			11/06/2023 9:58	11/09/2023 3:23
	SW-846 3005A, 6020A, Metals by ICPMS (Dissolved)			11/06/2023 9:58	11/09/2023 13:23
23101244-018A	MW-356	11/02/2023 9:42	11/02/2023 17:40		
	Field Elevation Measurements				11/02/2023 9:42
	Standard Methods 2130 B Field				11/02/2023 9:42
	Standard Methods 18th Ed. 2580 B Field				11/02/2023 9:42
	Standard Methods 2320 B (Total) 1997, 2011				11/07/2023 17:31
	Standard Methods 2320 B 1997, 2011				11/07/2023 17:31
	Standard Methods 2510 B Field				11/02/2023 9:42
	Standard Methods 2540 C (Total) 1997, 2011				11/06/2023 11:51
	Standard Methods 2550 B Field				11/02/2023 9:42
	Standard Methods 4500-O G Field				11/02/2023 9:42
	SW-846 9036 (Total)				11/07/2023 20:08
	SW-846 9040B Field				11/02/2023 9:42
	SW-846 9214 (Total)				11/08/2023 11:51
	SW-846 9251 (Total)				11/03/2023 19:38
23101244-018B	MW-356	11/02/2023 9:42	11/02/2023 17:40		
	SW-846 3005A, 6010B, Metals by ICP (Total)			11/04/2023 13:45	11/06/2023 19:50
	SW-846 3005A, 6020A, Metals by ICPMS (Total)			11/04/2023 13:45	11/06/2023 18:45



Dates Report

<http://www.teklabinc.com/>

Client: Ramboll

Work Order: 23101244

Client Project: BAL-23Q4

Report Date: 27-Nov-23

Sample ID	Client Sample ID Test Name	Collection Date	Received Date	Prep Date/Time	Analysis Date/Time
	SW-846 3005A, 6020A, Metals by ICPMS (Total)			11/04/2023 13:45	11/07/2023 19:34
	SW-846 3005A, 6020A, Metals by ICPMS (Total)			11/08/2023 8:57	11/10/2023 15:34
	SW-846 7470A (Total)			11/03/2023 19:30	11/06/2023 16:53
23101244-019A	MW-358	11/01/2023 12:05	11/01/2023 17:35		
	Field Elevation Measurements				11/01/2023 12:05
	Standard Methods 2130 B Field				11/01/2023 12:05
	Standard Methods 18th Ed. 2580 B Field				11/01/2023 12:05
	Standard Methods 2320 B (Total) 1997, 2011				11/08/2023 11:13
	Standard Methods 2320 B 1997, 2011				11/08/2023 11:13
	Standard Methods 2510 B Field				11/01/2023 12:05
	Standard Methods 2540 C (Total) 1997, 2011				11/03/2023 11:48
	Standard Methods 2550 B Field				11/01/2023 12:05
	Standard Methods 4500-O G Field				11/01/2023 12:05
	SW-846 9036 (Total)				11/07/2023 13:53
	SW-846 9040B Field				11/01/2023 12:05
	SW-846 9214 (Total)				11/08/2023 11:08
	SW-846 9251 (Total)				11/02/2023 21:49
23101244-019B	MW-358	11/01/2023 12:05	11/01/2023 17:35		
	SW-846 3005A, 6010B, Metals by ICP (Total)			11/02/2023 20:31	11/09/2023 4:03
	SW-846 3005A, 6010B, Metals by ICP (Total)			11/09/2023 18:56	11/13/2023 9:49
	SW-846 3005A, 6020A, Metals by ICPMS (Total)			11/02/2023 20:31	11/07/2023 4:13
	SW-846 3005A, 6020A, Metals by ICPMS (Total)			11/02/2023 20:31	11/09/2023 3:35
	SW-846 3005A, 6020A, Metals by ICPMS (Total)			11/02/2023 20:31	11/09/2023 13:41
	SW-846 7470A (Total)			11/03/2023 20:25	11/07/2023 8:59
23101244-021A	MW-369	11/02/2023 10:39	11/02/2023 17:40		
	Field Elevation Measurements				11/02/2023 10:39
	Standard Methods 2130 B Field				11/02/2023 10:39
	Standard Methods 18th Ed. 2580 B Field				11/02/2023 10:39
	Standard Methods 2320 B (Total) 1997, 2011				11/08/2023 11:27
	Standard Methods 2320 B 1997, 2011				11/08/2023 11:27
	Standard Methods 2510 B Field				11/02/2023 10:39
	Standard Methods 2540 C (Total) 1997, 2011				11/07/2023 15:28
	Standard Methods 2550 B Field				11/02/2023 10:39
	Standard Methods 4500-O G Field				11/02/2023 10:39
	SW-846 9036 (Total)				11/03/2023 20:27
	SW-846 9040B Field				11/02/2023 10:39
	SW-846 9214 (Total)				11/08/2023 11:11
	SW-846 9251 (Total)				11/03/2023 20:26



Dates Report

<http://www.teklabinc.com/>

Client: Ramboll

Work Order: 23101244

Client Project: BAL-23Q4

Report Date: 27-Nov-23

Sample ID	Client Sample ID Test Name	Collection Date	Received Date	Prep Date/Time	Analysis Date/Time
23101244-021B	MW-369	11/02/2023 10:39	11/02/2023 17:40		
	SW-846 3005A, 6010B, Metals by ICP (Total)			11/04/2023 13:45	11/09/2023 4:47
	SW-846 3005A, 6020A, Metals by ICPMS (Total)			11/04/2023 13:45	11/07/2023 1:48
	SW-846 3005A, 6020A, Metals by ICPMS (Total)			11/04/2023 13:45	11/08/2023 23:10
	SW-846 7470A (Total)			11/03/2023 20:25	11/07/2023 9:13
23101244-022A	MW-370	11/02/2023 11:53	11/02/2023 17:40		
	Field Elevation Measurements				11/02/2023 11:53
	Standard Methods 2130 B Field				11/02/2023 11:53
	Standard Methods 18th Ed. 2580 B Field				11/02/2023 11:53
	Standard Methods 2320 B (Total) 1997, 2011				11/07/2023 17:39
	Standard Methods 2320 B 1997, 2011				11/07/2023 17:39
	Standard Methods 2510 B Field				11/02/2023 11:53
	Standard Methods 2540 C (Total) 1997, 2011				11/06/2023 11:59
	Standard Methods 2550 B Field				11/02/2023 11:53
	Standard Methods 4500-O G Field				11/02/2023 11:53
	SW-846 9036 (Total)				11/03/2023 20:35
	SW-846 9040B Field				11/02/2023 11:53
	SW-846 9214 (Total)				11/08/2023 11:52
	SW-846 9251 (Total)				11/07/2023 20:59
23101244-022B	MW-370	11/02/2023 11:53	11/02/2023 17:40		
	SW-846 3005A, 6010B, Metals by ICP (Total)			11/04/2023 13:45	11/09/2023 4:58
	SW-846 3005A, 6020A, Metals by ICPMS (Total)			11/04/2023 13:45	11/07/2023 2:31
	SW-846 3005A, 6020A, Metals by ICPMS (Total)			11/04/2023 13:45	11/09/2023 0:34
	SW-846 3005A, 6020A, Metals by ICPMS (Total)			11/04/2023 13:45	11/09/2023 21:01
	SW-846 3005A, 6020A, Metals by ICPMS (Total)			11/09/2023 12:47	11/10/2023 21:03
	SW-846 7470A (Total)			11/07/2023 14:42	11/08/2023 14:05
23101244-025A	MW-382	11/02/2023 12:49	11/02/2023 17:40		
	Field Elevation Measurements				11/02/2023 12:49
	Standard Methods 2130 B Field				11/02/2023 12:49
	Standard Methods 18th Ed. 2580 B Field				11/02/2023 12:49
	Standard Methods 2320 B (Total) 1997, 2011				11/08/2023 11:37
	Standard Methods 2320 B 1997, 2011				11/08/2023 11:37
	Standard Methods 2510 B Field				11/02/2023 12:49
	Standard Methods 2540 C (Total) 1997, 2011				11/06/2023 11:59
	Standard Methods 2550 B Field				11/02/2023 12:49
	Standard Methods 4500-O G Field				11/02/2023 12:49
	SW-846 9036 (Total)				11/03/2023 20:42



Dates Report

<http://www.teklabinc.com/>

Client: Ramboll

Work Order: 23101244

Client Project: BAL-23Q4

Report Date: 27-Nov-23

Sample ID	Client Sample ID Test Name	Collection Date	Received Date	Prep Date/Time	Analysis Date/Time
	SW-846 9040B Field				11/02/2023 12:49
	SW-846 9214 (Total)				11/08/2023 11:21
	SW-846 9251 (Total)				11/03/2023 20:37
23101244-025B	MW-382	11/02/2023 12:49	11/02/2023 17:40		
	SW-846 3005A, 6010B, Metals by ICP (Total)			11/04/2023 14:38	11/08/2023 12:29
	SW-846 3005A, 6020A, Metals by ICPMS (Total)			11/04/2023 14:38	11/09/2023 4:35
	SW-846 3005A, 6020A, Metals by ICPMS (Total)			11/04/2023 14:38	11/09/2023 16:12
	SW-846 7470A (Total)			11/07/2023 14:42	11/08/2023 14:16
23101244-030A	MW-392	10/31/2023 13:32	10/31/2023 17:20		
	Field Elevation Measurements				10/31/2023 13:32
	Standard Methods 2130 B Field				10/31/2023 13:32
	Standard Methods 18th Ed. 2580 B Field				10/31/2023 13:32
	Standard Methods 2320 B (Total) 1997, 2011				11/03/2023 15:56
	Standard Methods 2320 B 1997, 2011				11/03/2023 15:56
	Standard Methods 2510 B Field				10/31/2023 13:32
	Standard Methods 2540 C (Total) 1997, 2011				11/02/2023 10:40
	Standard Methods 2550 B Field				10/31/2023 13:32
	Standard Methods 4500-O G Field				10/31/2023 13:32
	SW-846 9036 (Total)				11/01/2023 22:07
	SW-846 9040B Field				10/31/2023 13:32
	SW-846 9214 (Total)				11/08/2023 11:27
	SW-846 9251 (Total)				11/01/2023 22:13
23101244-030B	MW-392	10/31/2023 13:32	10/31/2023 17:20		
	SW-846 3005A, 6010B, Metals by ICP (Total)			11/01/2023 15:23	11/02/2023 17:09
	SW-846 3005A, 6010B, Metals by ICP (Total)			11/01/2023 15:23	11/03/2023 15:37
	SW-846 3005A, 6020A, Metals by ICPMS (Total)			11/01/2023 15:23	11/03/2023 1:06
	SW-846 3005A, 6020A, Metals by ICPMS (Total)			11/01/2023 15:23	11/03/2023 21:40
	SW-846 3005A, 6020A, Metals by ICPMS (Total)			11/01/2023 15:23	11/03/2023 21:58
	SW-846 3005A, 6020A, Metals by ICPMS (Total)			11/01/2023 15:23	11/06/2023 13:56
	SW-846 3005A, 6020A, Metals by ICPMS (Total)			11/01/2023 15:23	11/07/2023 17:34
	SW-846 7470A (Total)			11/09/2023 15:35	11/10/2023 8:47
23101244-031A	MW-393	10/31/2023 15:03	10/31/2023 17:20		
	Field Elevation Measurements				10/31/2023 15:03
	Standard Methods 2130 B Field				10/31/2023 15:03
	Standard Methods 18th Ed. 2580 B Field				10/31/2023 15:03
	Standard Methods 2320 B (Total) 1997, 2011				11/03/2023 16:03
	Standard Methods 2320 B 1997, 2011				11/03/2023 16:03



Dates Report

<http://www.teklabinc.com/>

Client: Ramboll

Work Order: 23101244

Client Project: BAL-23Q4

Report Date: 27-Nov-23

Sample ID	Client Sample ID Test Name	Collection Date	Received Date	Prep Date/Time	Analysis Date/Time
	Standard Methods 2510 B Field				10/31/2023 15:03
	Standard Methods 2540 C (Total) 1997, 2011				11/02/2023 10:40
	Standard Methods 2550 B Field				10/31/2023 15:03
	Standard Methods 4500-O G Field				10/31/2023 15:03
	SW-846 9036 (Total)				11/01/2023 22:15
	SW-846 9040B Field				10/31/2023 15:03
	SW-846 9214 (Total)				11/09/2023 17:05
	SW-846 9251 (Total)				11/01/2023 22:21
23101244-031B	MW-393	10/31/2023 15:03	10/31/2023 17:20		
	SW-846 3005A, 6010B, Metals by ICP (Total)			11/01/2023 15:23	11/02/2023 17:10
	SW-846 3005A, 6010B, Metals by ICP (Total)			11/01/2023 15:23	11/03/2023 15:38
	SW-846 3005A, 6020A, Metals by ICPMS (Total)			11/01/2023 15:23	11/03/2023 21:46
	SW-846 3005A, 6020A, Metals by ICPMS (Total)			11/01/2023 15:23	11/03/2023 22:04
	SW-846 3005A, 6020A, Metals by ICPMS (Total)			11/01/2023 15:23	11/06/2023 14:02
	SW-846 3005A, 6020A, Metals by ICPMS (Total)			11/01/2023 15:23	11/07/2023 17:40
	SW-846 7470A (Total)			11/09/2023 15:35	11/10/2023 8:49
23101244-032A	MW-394	11/01/2023 13:14	11/01/2023 17:35		
	Field Elevation Measurements				11/01/2023 13:14
	Standard Methods 2130 B Field				11/01/2023 13:14
	Standard Methods 18th Ed. 2580 B Field				11/01/2023 13:14
	Standard Methods 2320 B (Total) 1997, 2011				11/03/2023 16:12
	Standard Methods 2320 B 1997, 2011				11/03/2023 16:12
	Standard Methods 2510 B Field				11/01/2023 13:14
	Standard Methods 2540 C (Total) 1997, 2011				11/03/2023 11:49
	Standard Methods 2550 B Field				11/01/2023 13:14
	Standard Methods 4500-O G Field				11/01/2023 13:14
	SW-846 9036 (Total)				11/02/2023 22:08
	SW-846 9040B Field				11/01/2023 13:14
	SW-846 9214 (Total)				11/08/2023 12:12
	SW-846 9251 (Total)				11/07/2023 21:04
23101244-032B	MW-394	11/01/2023 13:14	11/01/2023 17:35		
	SW-846 3005A, 6010B, Metals by ICP (Total)			11/02/2023 20:31	11/09/2023 4:36
	SW-846 3005A, 6020A, Metals by ICPMS (Total)			11/02/2023 20:31	11/07/2023 3:19
	SW-846 3005A, 6020A, Metals by ICPMS (Total)			11/02/2023 20:31	11/09/2023 1:34
	SW-846 3005A, 6020A, Metals by ICPMS (Total)			11/02/2023 20:31	11/09/2023 15:00
	SW-846 7470A (Total)			11/09/2023 15:35	11/10/2023 8:52
23101244-035A	OW-256	10/31/2023 12:02	10/31/2023 17:20		



Dates Report

<http://www.teklabinc.com/>

Client: Ramboll

Work Order: 23101244

Client Project: BAL-23Q4

Report Date: 27-Nov-23

Sample ID	Client Sample ID Test Name	Collection Date	Received Date	Prep Date/Time	Analysis Date/Time
	Field Elevation Measurements				10/31/2023 12:02
	Standard Methods 2130 B Field				10/31/2023 12:02
	Standard Methods 18th Ed. 2580 B Field				10/31/2023 12:02
	Standard Methods 2320 B (Total) 1997, 2011				11/03/2023 16:21
	Standard Methods 2320 B 1997, 2011				11/03/2023 16:21
	Standard Methods 2510 B Field				10/31/2023 12:02
	Standard Methods 2540 C (Total) 1997, 2011				11/02/2023 10:46
	Standard Methods 2550 B Field				10/31/2023 12:02
	Standard Methods 4500-O G Field				10/31/2023 12:02
	SW-846 9036 (Total)				11/01/2023 22:23
	SW-846 9040B Field				10/31/2023 12:02
	SW-846 9214 (Total)				11/08/2023 11:28
	SW-846 9251 (Total)				11/01/2023 22:23
23101244-035B	OW-256	10/31/2023 12:02	10/31/2023 17:20		
	SW-846 3005A, 6010B, Metals by ICP (Total)			11/01/2023 15:23	11/02/2023 17:11
	SW-846 3005A, 6020A, Metals by ICPMS (Total)			11/01/2023 15:23	11/03/2023 2:18
	SW-846 7470A (Total)			11/09/2023 15:35	11/10/2023 8:58
23101244-036A	OW-257	10/31/2023 9:48	10/31/2023 17:20		
	Field Elevation Measurements				10/31/2023 9:48
	Standard Methods 2130 B Field				10/31/2023 9:48
	Standard Methods 18th Ed. 2580 B Field				10/31/2023 9:48
	Standard Methods 2320 B (Total) 1997, 2011				11/03/2023 16:51
	Standard Methods 2320 B 1997, 2011				11/03/2023 16:51
	Standard Methods 2510 B Field				10/31/2023 9:48
	Standard Methods 2540 C (Total) 1997, 2011				11/02/2023 10:46
	Standard Methods 2550 B Field				10/31/2023 9:48
	Standard Methods 4500-O G Field				10/31/2023 9:48
	SW-846 9036 (Total)				11/02/2023 13:07
	SW-846 9040B Field				10/31/2023 9:48
	SW-846 9214 (Total)				11/08/2023 11:30
	SW-846 9251 (Total)				11/01/2023 22:29
23101244-036B	OW-257	10/31/2023 9:48	10/31/2023 17:20		
	SW-846 3005A, 6010B, Metals by ICP (Total)			11/01/2023 15:23	11/02/2023 17:12
	SW-846 3005A, 6020A, Metals by ICPMS (Total)			11/01/2023 15:23	11/03/2023 2:24
	SW-846 7470A (Total)			11/09/2023 15:35	11/10/2023 9:01
23101244-037A	PZ-170	10/31/2023 10:17	10/31/2023 17:20		
	Field Elevation Measurements				10/31/2023 10:17



Dates Report

<http://www.teklabinc.com/>

Client: Ramboll
Client Project: BAL-23Q4

Work Order: 23101244
Report Date: 27-Nov-23

Sample ID	Client Sample ID Test Name	Collection Date	Received Date	Prep Date/Time	Analysis Date/Time
	Standard Methods 2130 B Field				10/31/2023 10:17
	Standard Methods 18th Ed. 2580 B Field				10/31/2023 10:17
	Standard Methods 2320 B (Total) 1997, 2011				11/03/2023 16:27
	Standard Methods 2320 B 1997, 2011				11/03/2023 16:27
	Standard Methods 2510 B Field				10/31/2023 10:17
	Standard Methods 2540 C (Total) 1997, 2011				11/02/2023 10:46
	Standard Methods 2550 B Field				10/31/2023 10:17
	Standard Methods 4500-O G Field				10/31/2023 10:17
	SW-846 9036 (Total)				11/01/2023 23:06
	SW-846 9040B Field				10/31/2023 10:17
	SW-846 9214 (Total)				11/08/2023 11:31
	SW-846 9251 (Total)				11/01/2023 23:06
23101244-037B	PZ-170	10/31/2023 10:17	10/31/2023 17:20		
	SW-846 3005A, 6010B, Metals by ICP (Total)			11/01/2023 15:23	11/02/2023 17:12
	SW-846 3005A, 6020A, Metals by ICPMS (Total)			11/01/2023 15:23	11/03/2023 2:30
	SW-846 7470A (Total)			11/09/2023 15:35	11/10/2023 9:03
23101244-038A	PZ-182	10/31/2023 10:57	10/31/2023 17:20		
	Field Elevation Measurements				10/31/2023 10:57
	Standard Methods 2130 B Field				10/31/2023 10:57
	Standard Methods 18th Ed. 2580 B Field				10/31/2023 10:57
	Standard Methods 2320 B (Total) 1997, 2011				11/03/2023 16:35
	Standard Methods 2320 B 1997, 2011				11/03/2023 16:35
	Standard Methods 2510 B Field				10/31/2023 10:57
	Standard Methods 2540 C (Total) 1997, 2011				11/02/2023 11:19
	Standard Methods 2550 B Field				10/31/2023 10:57
	Standard Methods 4500-O G Field				10/31/2023 10:57
	SW-846 9036 (Total)				11/01/2023 23:14
	SW-846 9040B Field				10/31/2023 10:57
	SW-846 9214 (Total)				11/08/2023 11:33
	SW-846 9251 (Total)				11/01/2023 23:09
23101244-038B	PZ-182	10/31/2023 10:57	10/31/2023 17:20		
	SW-846 3005A, 6010B, Metals by ICP (Total)			11/01/2023 15:23	11/02/2023 17:13
	SW-846 3005A, 6020A, Metals by ICPMS (Total)			11/01/2023 15:23	11/03/2023 2:36
	SW-846 7470A (Total)			11/09/2023 15:35	11/10/2023 9:10
23101244-039A	TPZ-164	10/30/2023 13:30	10/31/2023 17:20		
	Field Elevation Measurements				10/30/2023 13:30
23101244-043A	Field Blank	11/03/2023 12:12	11/03/2023 14:00		



Dates Report

<http://www.teklabinc.com/>

Client: Ramboll
Client Project: BAL-23Q4

Work Order: 23101244
Report Date: 27-Nov-23

Sample ID	Client Sample ID Test Name	Collection Date	Received Date	Prep Date/Time	Analysis Date/Time
	Standard Methods 2320 B (Total) 1997, 2011				11/07/2023 18:34
	Standard Methods 2320 B 1997, 2011				11/07/2023 18:34
	Standard Methods 2540 C (Total) 1997, 2011				11/06/2023 11:50
	Standard Methods 4500-NO2 B (Total) 2000, 2011				11/03/2023 19:50
	Standard Methods 4500-NO3 F (Total) 2000, 2011				11/03/2023 21:13
	Standard Methods 4500-NO3 F (Total) 2000, 2011				11/03/2023 21:13
	SW-846 9036 (Total)				11/07/2023 21:07
	SW-846 9214 (Total)				11/08/2023 12:13
	SW-846 9251 (Total)				11/07/2023 21:07
23101244-043B	Field Blank	11/03/2023 12:12	11/03/2023 14:00		
	SW-846 9036 (Dissolved)				11/07/2023 19:15
	SW-846 9251 (Dissolved)				11/07/2023 19:15
23101244-043C	Field Blank	11/03/2023 12:12	11/03/2023 14:00		
	SW-846 3005A, 6010B, Metals by ICP (Total)			11/04/2023 14:38	11/08/2023 14:09
	SW-846 3005A, 6020A, Metals by ICPMS (Total)			11/04/2023 14:38	11/09/2023 4:47
	SW-846 3005A, 6020A, Metals by ICPMS (Total)			11/04/2023 14:38	11/09/2023 16:24
	SW-846 7470A (Total)			11/09/2023 15:37	11/10/2023 10:06
23101244-043D	Field Blank	11/03/2023 12:12	11/03/2023 14:00		
	SW-846 3005A, 6020A, Metals by ICPMS (Dissolved)			11/06/2023 9:58	11/09/2023 4:23
	SW-846 3005A, 6020A, Metals by ICPMS (Dissolved)			11/06/2023 9:58	11/09/2023 14:24
23101244-044A	MW-304 Duplicate	11/01/2023 10:34	11/01/2023 17:35		
	Field Elevation Measurements				11/01/2023 10:34
	Standard Methods 2130 B Field				11/01/2023 10:34
	Standard Methods 18th Ed. 2580 B Field				11/01/2023 10:34
	Standard Methods 2320 B (Total) 1997, 2011				11/03/2023 16:42
	Standard Methods 2320 B 1997, 2011				11/03/2023 16:42
	Standard Methods 2510 B Field				11/01/2023 10:34
	Standard Methods 2540 C (Total) 1997, 2011				11/03/2023 11:49
	Standard Methods 2550 B Field				11/01/2023 10:34
	Standard Methods 4500-NO2 B (Total) 2000, 2011				11/02/2023 18:30
	Standard Methods 4500-NO3 F (Total) 2000, 2011				11/02/2023 14:32
	Standard Methods 4500-NO3 F (Total) 2000, 2011				11/02/2023 14:32
	Standard Methods 4500-O G Field				11/01/2023 10:34
	SW-846 9036 (Total)				11/02/2023 22:26
	SW-846 9040B Field				11/01/2023 10:34
	SW-846 9214 (Total)				11/08/2023 12:16
	SW-846 9251 (Total)				11/02/2023 22:26



Dates Report

<http://www.teklabinc.com/>

Client: Ramboll
Client Project: BAL-23Q4

Work Order: 23101244
Report Date: 27-Nov-23

Sample ID	Client Sample ID Test Name	Collection Date	Received Date	Prep Date/Time	Analysis Date/Time
23101244-044B	MW-304 Duplicate	11/01/2023 10:34	11/01/2023 17:35		
	SW-846 9036 (Dissolved)				11/02/2023 22:42
	SW-846 9251 (Dissolved)				11/02/2023 14:48
23101244-044C	MW-304 Duplicate	11/01/2023 10:34	11/01/2023 17:35		
	SW-846 3005A, 6010B, Metals by ICP (Total)			11/02/2023 20:31	11/09/2023 4:40
	SW-846 3005A, 6020A, Metals by ICPMS (Total)			11/02/2023 20:31	11/07/2023 3:25
	SW-846 3005A, 6020A, Metals by ICPMS (Total)			11/02/2023 20:31	11/08/2023 22:52
	SW-846 3005A, 6020A, Metals by ICPMS (Total)			11/02/2023 20:31	11/09/2023 16:30
	SW-846 7470A (Total)			11/09/2023 15:35	11/10/2023 9:12
23101244-044D	MW-304 Duplicate	11/01/2023 10:34	11/01/2023 17:35		
	SW-846 3005A, 6020A, Metals by ICPMS (Dissolved)			11/06/2023 9:58	11/09/2023 4:53
	SW-846 3005A, 6020A, Metals by ICPMS (Dissolved)			11/06/2023 9:58	11/09/2023 14:30



Quality Control Results

<http://www.teklabinc.com/>

Client: Ramboll

Work Order: 23101244

Client Project: BAL-23Q4

Report Date: 27-Nov-23

STANDARD METHODS 2510 B FIELD

Batch R338785 SampType: LCS Units $\mu\text{S/cm}$

SampID: LCS-R338785-1

Analyses	Cert	RL	Qual	Result	Spike	SPK Ref Val	%REC	Low Limit	High Limit	Date Analyzed
Spec. Conductance, Field	*	0		1410	1412	0	100.0	90	110	10/31/2023

Batch R338785 SampType: LCS Units $\mu\text{S/cm}$

SampID: LCS-R338785-2

Analyses	Cert	RL	Qual	Result	Spike	SPK Ref Val	%REC	Low Limit	High Limit	Date Analyzed
Spec. Conductance, Field	*	0		1410	1412	0	100.0	90	110	11/01/2023

Batch R338785 SampType: LCS Units $\mu\text{S/cm}$

SampID: LCS-R338785-3

Analyses	Cert	RL	Qual	Result	Spike	SPK Ref Val	%REC	Low Limit	High Limit	Date Analyzed
Spec. Conductance, Field	*	0		1410	1412	0	100.1	90	110	11/02/2023

Batch R338785 SampType: LCS Units $\mu\text{S/cm}$

SampID: LCS-R338785-4

Analyses	Cert	RL	Qual	Result	Spike	SPK Ref Val	%REC	Low Limit	High Limit	Date Analyzed
Spec. Conductance, Field	*	0		1410	1412	0	99.9	90	110	11/03/2023

Batch R338785 SampType: LCS Units $\mu\text{S/cm}$

SampID: LCS-R338785-5

Analyses	Cert	RL	Qual	Result	Spike	SPK Ref Val	%REC	Low Limit	High Limit	Date Analyzed
Spec. Conductance, Field	*	0		1420	1412	0	100.9	90	110	10/31/2023

Batch R338785 SampType: LCS Units $\mu\text{S/cm}$

SampID: LCS-R338785-6

Analyses	Cert	RL	Qual	Result	Spike	SPK Ref Val	%REC	Low Limit	High Limit	Date Analyzed
Spec. Conductance, Field	*	0		1430	1412	0	101.1	90	110	11/03/2023

SW-846 9040B FIELD

Batch R338785 SampType: LCS Units

SampID: LCS-R338785-1

Analyses	Cert	RL	Qual	Result	Spike	SPK Ref Val	%REC	Low Limit	High Limit	Date Analyzed
pH	*	1.00		7.06	7.000	0	100.9	98.57	101.4	10/31/2023



Quality Control Results

<http://www.teklabinc.com/>

Client: Ramboll

Work Order: 23101244

Client Project: BAL-23Q4

Report Date: 27-Nov-23

SW-846 9040B FIELD

Batch R338785		SampType: LCS		Units							Date
SampID: LCS-R338785-2											
Analyses	Cert	RL	Qual	Result	Spike	SPK Ref Val	%REC	Low Limit	High Limit		Date Analyzed
pH	*	1.00		7.08	7.000	0	101.1	98.57	101.4		11/01/2023

Batch R338785		SampType: LCS		Units							Date
SampID: LCS-R338785-3											
Analyses	Cert	RL	Qual	Result	Spike	SPK Ref Val	%REC	Low Limit	High Limit		Date Analyzed
pH	*	1.00		7.05	7.000	0	100.7	98.57	101.4		11/02/2023

Batch R338785		SampType: LCS		Units							Date
SampID: LCS-R338785-4											
Analyses	Cert	RL	Qual	Result	Spike	SPK Ref Val	%REC	Low Limit	High Limit		Date Analyzed
pH	*	1.00		7.03	7.000	0	100.4	98.57	101.4		11/03/2023

Batch R338785		SampType: LCS		Units							Date
SampID: LCS-R338785-5											
Analyses	Cert	RL	Qual	Result	Spike	SPK Ref Val	%REC	Low Limit	High Limit		Date Analyzed
pH	*	1.00		7.02	7.000	0	100.3	98.57	101.4		10/31/2023

Batch R338785		SampType: LCS		Units							Date
SampID: LCS-R338785-6											
Analyses	Cert	RL	Qual	Result	Spike	SPK Ref Val	%REC	Low Limit	High Limit		Date Analyzed
pH	*	1.00		7.03	7.000	0	100.4	98.57	101.4		11/03/2023

STANDARD METHODS 2540 C (TOTAL) 1997, 2011

Batch R338738		SampType: MBLK		Units mg/L							Date
SampID: MBLK											
Analyses	Cert	RL	Qual	Result	Spike	SPK Ref Val	%REC	Low Limit	High Limit		Date Analyzed
Total Dissolved Solids		20		< 20	16.00	0	0	-100	100		11/02/2023
Total Dissolved Solids		20		< 20	16.00	0	0	-100	100		11/02/2023
Total Dissolved Solids		20		< 20	16.00	0	0	-100	100		11/02/2023

Batch R338738		SampType: LCS		Units mg/L							Date
SampID: LCS											
Analyses	Cert	RL	Qual	Result	Spike	SPK Ref Val	%REC	Low Limit	High Limit		Date Analyzed
Total Dissolved Solids		20		948	1000	0	94.8	90	110		11/02/2023
Total Dissolved Solids		20		938	1000	0	93.8	90	110		11/02/2023



Quality Control Results

<http://www.teklabinc.com/>

Client: Ramboll

Work Order: 23101244

Client Project: BAL-23Q4

Report Date: 27-Nov-23

STANDARD METHODS 2540 C (TOTAL) 1997, 2011

Batch R338738		SampType: DUP		Units mg/L				RPD Limit 10			Date Analyzed
SampID: 23101244-010ADUP											
Analyses	Cert	RL	Qual	Result	Spike	SPK Ref Val	%REC	RPD Ref Val	%RPD	Date Analyzed	
Total Dissolved Solids		20		558				578.0	3.52	11/02/2023	

Batch R338812		SampType: MBLK		Units mg/L				RPD Limit 10			Date Analyzed
SampID: MBLK											
Analyses	Cert	RL	Qual	Result	Spike	SPK Ref Val	%REC	Low Limit	High Limit	Date Analyzed	
Total Dissolved Solids		20	J	16	16.00	0	100.0	-100	100	11/03/2023	
Total Dissolved Solids		20		< 20	16.00	0	0	-100	100	11/03/2023	
Total Dissolved Solids		20		< 20	16.00	0	0	-100	100	11/03/2023	

Batch R338812		SampType: LCS		Units mg/L				RPD Limit 10			Date Analyzed
SampID: LCS											
Analyses	Cert	RL	Qual	Result	Spike	SPK Ref Val	%REC	Low Limit	High Limit	Date Analyzed	
Total Dissolved Solids		20		966	1000	0	96.6	90	110	11/03/2023	
Total Dissolved Solids		20		944	1000	0	94.4	90	110	11/03/2023	
Total Dissolved Solids		20		988	1000	0	98.8	90	110	11/03/2023	

Batch R338812		SampType: DUP		Units mg/L				RPD Limit 10			Date Analyzed
SampID: 23101244-026ADUP											
Analyses	Cert	RL	Qual	Result	Spike	SPK Ref Val	%REC	RPD Ref Val	%RPD	Date Analyzed	
Total Dissolved Solids		20		962				934.0	2.95	11/03/2023	

Batch R338895		SampType: MBLK		Units mg/L				RPD Limit 10			Date Analyzed
SampID: MBLK											
Analyses	Cert	RL	Qual	Result	Spike	SPK Ref Val	%REC	Low Limit	High Limit	Date Analyzed	
Total Dissolved Solids		20		< 20	16.00	0	0	-100	100	11/06/2023	
Total Dissolved Solids		20		< 20	16.00	0	0	-100	100	11/06/2023	
Total Dissolved Solids		20		< 20	16.00	0	0	-100	100	11/06/2023	

Batch R338895		SampType: LCS		Units mg/L				RPD Limit 10			Date Analyzed
SampID: LCS											
Analyses	Cert	RL	Qual	Result	Spike	SPK Ref Val	%REC	Low Limit	High Limit	Date Analyzed	
Total Dissolved Solids		20		958	1000	0	95.8	90	110	11/06/2023	
Total Dissolved Solids		20		904	1000	0	90.4	90	110	11/06/2023	
Total Dissolved Solids		20		934	1000	0	93.4	90	110	11/06/2023	



Quality Control Results

<http://www.teklabinc.com/>

Client: Ramboll

Work Order: 23101244

Client Project: BAL-23Q4

Report Date: 27-Nov-23

STANDARD METHODS 2540 C (TOTAL) 1997, 2011

Batch R338895		SampType: DUP		Units mg/L				RPD Limit 10			Date Analyzed
SampID: 23101244-014ADUP											
Analyses	Cert	RL	Qual	Result	Spike	SPK Ref Val	%REC	RPD Ref Val	%RPD	Date Analyzed	
Total Dissolved Solids		20		444				440.0	0.90	11/06/2023	

Batch R338953		SampType: MBLK		Units mg/L							Date Analyzed
SampID: MBLK											
Analyses	Cert	RL	Qual	Result	Spike	SPK Ref Val	%REC	Low Limit	High Limit	Date Analyzed	
Total Dissolved Solids		20		< 20	16.00	0	0	-100	100	11/07/2023	
Total Dissolved Solids		20		< 20	16.00	0	0	-100	100	11/07/2023	

Batch R338953		SampType: LCS		Units mg/L							Date Analyzed
SampID: LCS											
Analyses	Cert	RL	Qual	Result	Spike	SPK Ref Val	%REC	Low Limit	High Limit	Date Analyzed	
Total Dissolved Solids		20		968	1000	0	96.8	90	110	11/07/2023	
Total Dissolved Solids		20		962	1000	0	96.2	90	110	11/07/2023	

Batch R338953		SampType: DUP		Units mg/L				RPD Limit 10			Date Analyzed
SampID: 23101244-021ADUP											
Analyses	Cert	RL	Qual	Result	Spike	SPK Ref Val	%REC	RPD Ref Val	%RPD	Date Analyzed	
Total Dissolved Solids		20		1400				0	0.00	11/07/2023	

STANDARD METHODS 4500-NO2 B (TOTAL) 2000, 2011

Batch R338638		SampType: MBLK		Units mg/L							Date Analyzed
SampID: MBLK											
Analyses	Cert	RL	Qual	Result	Spike	SPK Ref Val	%REC	Low Limit	High Limit	Date Analyzed	
Nitrogen, Nitrite (as N)		0.05		< 0.05	0.0250	0	0	-100	100	11/01/2023	

Batch R338638		SampType: LCS		Units mg/L							Date Analyzed
SampID: LCS											
Analyses	Cert	RL	Qual	Result	Spike	SPK Ref Val	%REC	Low Limit	High Limit	Date Analyzed	
Nitrogen, Nitrite (as N)		0.05		0.31	0.3045	0	103.1	90	110	11/01/2023	

Batch R338638		SampType: MS		Units mg/L							Date Analyzed
SampID: 23101244-017AMS											
Analyses	Cert	RL	Qual	Result	Spike	SPK Ref Val	%REC	Low Limit	High Limit	Date Analyzed	
Nitrogen, Nitrite (as N)		0.05		0.50	0.5000	0	100.6	85	115	11/01/2023	



Quality Control Results

<http://www.teklabinc.com/>

Client: Ramboll

Work Order: 23101244

Client Project: BAL-23Q4

Report Date: 27-Nov-23

STANDARD METHODS 4500-NO2 B (TOTAL) 2000, 2011

Batch R338638		SampType: MSD		Units mg/L			RPD Limit 10				Date Analyzed
SampID: 23101244-017AMSD											
Analyses	Cert	RL	Qual	Result	Spike	SPK Ref Val	%REC	RPD Ref Val	%RPD		
Nitrogen, Nitrite (as N)		0.05		0.49	0.5000	0	98.4	0.5030	2.21	11/01/2023	

Batch R338694		SampType: MBLK		Units mg/L							Date Analyzed
SampID: MBLK											
Analyses	Cert	RL	Qual	Result	Spike	SPK Ref Val	%REC	Low Limit	High Limit		
Nitrogen, Nitrite (as N)		0.05		< 0.05	0.0250	0	0	-100	100	11/02/2023	
Nitrogen, Nitrite (as N)		0.05		< 0.05	0.0250	0	0	-100	100	11/02/2023	

Batch R338694		SampType: LCS		Units mg/L							Date Analyzed
SampID: LCS											
Analyses	Cert	RL	Qual	Result	Spike	SPK Ref Val	%REC	Low Limit	High Limit		
Nitrogen, Nitrite (as N)		0.05		0.30	0.3045	0	97.5	90	110	11/02/2023	
Nitrogen, Nitrite (as N)		0.05		0.30	0.3045	0	99.2	90	110	11/02/2023	

Batch R338694		SampType: MS		Units mg/L							Date Analyzed
SampID: 23101244-001AMS											
Analyses	Cert	RL	Qual	Result	Spike	SPK Ref Val	%REC	Low Limit	High Limit		
Nitrogen, Nitrite (as N)		0.05		0.53	0.5000	0	106.4	85	115	11/02/2023	

Batch R338694		SampType: MSD		Units mg/L			RPD Limit 10				Date Analyzed
SampID: 23101244-001AMSD											
Analyses	Cert	RL	Qual	Result	Spike	SPK Ref Val	%REC	RPD Ref Val	%RPD		
Nitrogen, Nitrite (as N)		0.05		0.54	0.5000	0	107.0	0.5320	0.56	11/02/2023	

Batch R338752		SampType: MBLK		Units mg/L							Date Analyzed
SampID: MBLK											
Analyses	Cert	RL	Qual	Result	Spike	SPK Ref Val	%REC	Low Limit	High Limit		
Nitrogen, Nitrite (as N)		0.05		< 0.05	0.0250	0	0	-100	100	11/03/2023	

Batch R338752		SampType: LCS		Units mg/L							Date Analyzed
SampID: LCS											
Analyses	Cert	RL	Qual	Result	Spike	SPK Ref Val	%REC	Low Limit	High Limit		
Nitrogen, Nitrite (as N)		0.05		0.30	0.3045	0	96.9	90	110	11/03/2023	



Quality Control Results

<http://www.teklabinc.com/>

Client: Ramboll

Work Order: 23101244

Client Project: BAL-23Q4

Report Date: 27-Nov-23

STANDARD METHODS 4500-NO2 B (TOTAL) 2000, 2011

Batch R338752		SampType: MS		Units mg/L							Date
SampID: 23101244-003AMS											
Analyses	Cert	RL	Qual	Result	Spike	SPK Ref Val	%REC	Low Limit	High Limit		Analyzed
Nitrogen, Nitrite (as N)		0.05		0.51	0.5000	0	101.4	85	115		11/03/2023

Batch R338752		SampType: MSD		Units mg/L		RPD Limit 10					Date
SampID: 23101244-003AMSD											
Analyses	Cert	RL	Qual	Result	Spike	SPK Ref Val	%REC	RPD Ref Val	%RPD		Analyzed
Nitrogen, Nitrite (as N)		0.05		0.51	0.5000	0	102.8	0.5070	1.37		11/03/2023

STANDARD METHODS 4500-NO3 F (TOTAL) 2000, 2011

Batch R338606		SampType: MBLK		Units mg/L							Date
SampID: ICB/MBLK											
Analyses	Cert	RL	Qual	Result	Spike	SPK Ref Val	%REC	Low Limit	High Limit		Analyzed
Nitrogen, Nitrate (as N)		0.050		< 0.050							11/01/2023
Nitrogen, Nitrate-Nitrite (as N)		0.050		< 0.050	0.0090	0	0	-100	100		11/01/2023

Batch R338606		SampType: LCS		Units mg/L							Date
SampID: ICV/LCS											
Analyses	Cert	RL	Qual	Result	Spike	SPK Ref Val	%REC	Low Limit	High Limit		Analyzed
Nitrogen, Nitrate-Nitrite (as N)		0.050		0.497	0.5000	0	99.4	90	110		11/01/2023

Batch R338606		SampType: MS		Units mg/L							Date
SampID: 23101244-017AMS											
Analyses	Cert	RL	Qual	Result	Spike	SPK Ref Val	%REC	Low Limit	High Limit		Analyzed
Nitrogen, Nitrate-Nitrite (as N)		0.250		4.25	1.250	2.907	107.6	85	115		11/01/2023

Batch R338606		SampType: MSD		Units mg/L		RPD Limit 10					Date
SampID: 23101244-017AMSD											
Analyses	Cert	RL	Qual	Result	Spike	SPK Ref Val	%REC	RPD Ref Val	%RPD		Analyzed
Nitrogen, Nitrate-Nitrite (as N)		0.250		4.19	1.250	2.907	102.9	4.252	1.40		11/01/2023

Batch R338700		SampType: MBLK		Units mg/L							Date
SampID: ICB/MBLK											
Analyses	Cert	RL	Qual	Result	Spike	SPK Ref Val	%REC	Low Limit	High Limit		Analyzed
Nitrogen, Nitrate (as N)		0.050		< 0.050							11/02/2023
Nitrogen, Nitrate-Nitrite (as N)		0.050		< 0.050	0.0090	0	0	-100	100		11/02/2023



Quality Control Results

<http://www.teklabinc.com/>

Client: Ramboll

Work Order: 23101244

Client Project: BAL-23Q4

Report Date: 27-Nov-23

STANDARD METHODS 4500-NO3 F (TOTAL) 2000, 2011

Batch R338700		SampType: LCS		Units mg/L							Date Analyzed
SampID: ICV/LCS											
Analyses	Cert	RL	Qual	Result	Spike	SPK Ref Val	%REC	Low Limit	High Limit	Date Analyzed	
Nitrogen, Nitrate-Nitrite (as N)		0.050		0.495	0.5000	0	99.0	90	110	11/02/2023	

Batch R338700		SampType: MS		Units mg/L							Date Analyzed
SampID: 23101244-001AMS											
Analyses	Cert	RL	Qual	Result	Spike	SPK Ref Val	%REC	Low Limit	High Limit	Date Analyzed	
Nitrogen, Nitrate-Nitrite (as N)		0.050		0.267	0.2500	0.03200	94.0	85	115	11/02/2023	

Batch R338700		SampType: MSD		Units mg/L							RPD Limit 10	Date Analyzed
SampID: 23101244-001AMSD												
Analyses	Cert	RL	Qual	Result	Spike	SPK Ref Val	%REC	RPD Ref Val	%RPD	Date Analyzed		
Nitrogen, Nitrate-Nitrite (as N)		0.050		0.254	0.2500	0.03200	88.8	0.2670	4.99	11/02/2023		

Batch R338774		SampType: MBLK		Units mg/L							Date Analyzed
SampID: ICB/MBLK											
Analyses	Cert	RL	Qual	Result	Spike	SPK Ref Val	%REC	Low Limit	High Limit	Date Analyzed	
Nitrogen, Nitrate (as N)		0.050		< 0.050						11/03/2023	
Nitrogen, Nitrate-Nitrite (as N)		0.050		< 0.050	0.0090	0	0	-100	100	11/03/2023	

Batch R338774		SampType: LCS		Units mg/L							Date Analyzed
SampID: ICV/LCS											
Analyses	Cert	RL	Qual	Result	Spike	SPK Ref Val	%REC	Low Limit	High Limit	Date Analyzed	
Nitrogen, Nitrate-Nitrite (as N)		0.050		0.502	0.5000	0	100.4	90	110	11/03/2023	

Batch R338774		SampType: MS		Units mg/L							Date Analyzed
SampID: 23101244-023AMS											
Analyses	Cert	RL	Qual	Result	Spike	SPK Ref Val	%REC	Low Limit	High Limit	Date Analyzed	
Nitrogen, Nitrate-Nitrite (as N)		0.050		0.248	0.2500	0.01900	91.6	85	115	11/03/2023	

Batch R338774		SampType: MSD		Units mg/L							RPD Limit 10	Date Analyzed
SampID: 23101244-023AMSD												
Analyses	Cert	RL	Qual	Result	Spike	SPK Ref Val	%REC	RPD Ref Val	%RPD	Date Analyzed		
Nitrogen, Nitrate-Nitrite (as N)		0.050		0.254	0.2500	0.01900	94.0	0.2480	2.39	11/03/2023		



Quality Control Results

<http://www.teklabinc.com/>

Client: Ramboll

Work Order: 23101244

Client Project: BAL-23Q4

Report Date: 27-Nov-23

SW-846 9036 (DISSOLVED)

Batch R338641		SampType: MS		Units mg/L							Date Analyzed
SampID: 23101244-017BMS											
Analyses	Cert	RL	Qual	Result	Spike	SPK Ref Val	%REC	Low Limit	High Limit	Date Analyzed	
Sulfate		50		172	100.0	84.88	87.3	85	115	11/01/2023	

Batch R338641		SampType: MSD		Units mg/L							RPD Limit 10	Date Analyzed
SampID: 23101244-017BMSD												
Analyses	Cert	RL	Qual	Result	Spike	SPK Ref Val	%REC	RPD Ref Val	%RPD	Date Analyzed		
Sulfate		50		174	100.0	84.88	89.3	172.2	1.18	11/01/2023		

Batch R338917		SampType: MS		Units mg/L							Date Analyzed
SampID: 23101244-001BMS											
Analyses	Cert	RL	Qual	Result	Spike	SPK Ref Val	%REC	Low Limit	High Limit	Date Analyzed	
Sulfate		50	E	251	100.0	157.2	94.1	85	115	11/07/2023	

Batch R338917		SampType: MSD		Units mg/L							RPD Limit 10	Date Analyzed
SampID: 23101244-001BMSD												
Analyses	Cert	RL	Qual	Result	Spike	SPK Ref Val	%REC	RPD Ref Val	%RPD	Date Analyzed		
Sulfate		50		244	100.0	157.2	87.1	251.2	2.82	11/07/2023		

Batch R338917		SampType: MS		Units mg/L							Date Analyzed
SampID: 23101244-012BMS											
Analyses	Cert	RL	Qual	Result	Spike	SPK Ref Val	%REC	Low Limit	High Limit	Date Analyzed	
Sulfate		50	E	268	100.0	178.7	89.4	85	115	11/07/2023	

Batch R338917		SampType: MSD		Units mg/L							RPD Limit 10	Date Analyzed
SampID: 23101244-012BMSD												
Analyses	Cert	RL	Qual	Result	Spike	SPK Ref Val	%REC	RPD Ref Val	%RPD	Date Analyzed		
Sulfate		50	E	269	100.0	178.7	90.5	268.1	0.41	11/07/2023		

SW-846 9036 (TOTAL)

Batch R338641		SampType: MBLK		Units mg/L							Date Analyzed
SampID: ICB/MBLK											
Analyses	Cert	RL	Qual	Result	Spike	SPK Ref Val	%REC	Low Limit	High Limit	Date Analyzed	
Sulfate		10		< 10	6.140	0	0	-100	100	11/01/2023	



Quality Control Results

<http://www.teklabinc.com/>

Client: Ramboll

Work Order: 23101244

Client Project: BAL-23Q4

Report Date: 27-Nov-23

SW-846 9036 (TOTAL)

Batch R338641		SampType: LCS		Units mg/L							Date Analyzed
SampID: ICV/LCS											
Analyses	Cert	RL	Qual	Result	Spike	SPK Ref Val	%REC	Low Limit	High Limit	Date Analyzed	
Sulfate		10		20	20.00	0	99.4	90	110	11/01/2023	

Batch R338709		SampType: MBLK		Units mg/L							Date Analyzed
SampID: ICB/MBLK											
Analyses	Cert	RL	Qual	Result	Spike	SPK Ref Val	%REC	Low Limit	High Limit	Date Analyzed	
Sulfate		10		< 10	6.140	0	0	-100	100	11/02/2023	

Batch R338709		SampType: LCS		Units mg/L							Date Analyzed
SampID: ICV/LCS											
Analyses	Cert	RL	Qual	Result	Spike	SPK Ref Val	%REC	Low Limit	High Limit	Date Analyzed	
Sulfate		10		21	20.00	0	103.4	90	110	11/02/2023	

Batch R338709		SampType: MS		Units mg/L							Date Analyzed
SampID: 23101244-036AMS											
Analyses	Cert	RL	Qual	Result	Spike	SPK Ref Val	%REC	Low Limit	High Limit	Date Analyzed	
Sulfate		50		212	100.0	111.9	100.5	85	115	11/02/2023	

Batch R338709		SampType: MSD		Units mg/L							RPD Limit 10	Date Analyzed
SampID: 23101244-036AMSD												
Analyses	Cert	RL	Qual	Result	Spike	SPK Ref Val	%REC	RPD Ref Val	%RPD	Date Analyzed		
Sulfate		50		210	100.0	111.9	98.1	212.3	1.10	11/02/2023		

Batch R338804		SampType: MBLK		Units mg/L							Date Analyzed
SampID: ICB/MBLK											
Analyses	Cert	RL	Qual	Result	Spike	SPK Ref Val	%REC	Low Limit	High Limit	Date Analyzed	
Sulfate		10		< 10	6.140	0	0	-100	100	11/03/2023	

Batch R338804		SampType: MBLK		Units mg/Kg							Date Analyzed
SampID: MB-R338804											
Analyses	Cert	RL	Qual	Result	Spike	SPK Ref Val	%REC	Low Limit	High Limit	Date Analyzed	
Sulfate		10		< 10	61.40	0	0	-100	100	11/03/2023	

Batch R338804		SampType: LCS		Units mg/L							Date Analyzed
SampID: ICV/LCS											
Analyses	Cert	RL	Qual	Result	Spike	SPK Ref Val	%REC	Low Limit	High Limit	Date Analyzed	
Sulfate		10		20	20.00	0	101.2	90	110	11/03/2023	



Quality Control Results

<http://www.teklabinc.com/>

Client: Ramboll

Work Order: 23101244

Client Project: BAL-23Q4

Report Date: 27-Nov-23

SW-846 9036 (TOTAL)

Batch R338804		SampType: LCS		Units mg/Kg							Date Analyzed
SampID: LCS-R338804											
Analyses	Cert	RL	Qual	Result	Spike	SPK Ref Val	%REC	Low Limit	High Limit	Date Analyzed	
Sulfate		10		20	20.00	0	101.2	90	110	11/03/2023	

Batch R338917		SampType: MBLK		Units mg/L							Date Analyzed
SampID: ICB/MBLK											
Analyses	Cert	RL	Qual	Result	Spike	SPK Ref Val	%REC	Low Limit	High Limit	Date Analyzed	
Sulfate		10		< 10	6.140	0	0	-100	100	11/07/2023	

Batch R338917		SampType: LCS		Units mg/L							Date Analyzed
SampID: ICB/LCS											
Analyses	Cert	RL	Qual	Result	Spike	SPK Ref Val	%REC	Low Limit	High Limit	Date Analyzed	
Sulfate		10		20	20.00	0	98.6	90	110	11/07/2023	

Batch R338917		SampType: MS		Units mg/L							Date Analyzed
SampID: 23101244-012AMS											
Analyses	Cert	RL	Qual	Result	Spike	SPK Ref Val	%REC	Low Limit	High Limit	Date Analyzed	
Sulfate		50	SE	259	100.0	174.4	84.8	85	115	11/07/2023	

Batch R338917		SampType: MSD		Units mg/L							RPD Limit 10	Date Analyzed
SampID: 23101244-012AMSD												
Analyses	Cert	RL	Qual	Result	Spike	SPK Ref Val	%REC	RPD Ref Val	%RPD	Date Analyzed		
Sulfate		50	SE	258	100.0	174.4	83.6	259.2	0.44	11/07/2023		

Batch R338917		SampType: MS		Units mg/L							Date Analyzed
SampID: 23101244-028AMS											
Analyses	Cert	RL	Qual	Result	Spike	SPK Ref Val	%REC	Low Limit	High Limit	Date Analyzed	
Sulfate		100	S	294	200.0	133.8	80.1	85	115	11/07/2023	

Batch R338917		SampType: MSD		Units mg/L							RPD Limit 10	Date Analyzed
SampID: 23101244-028AMSD												
Analyses	Cert	RL	Qual	Result	Spike	SPK Ref Val	%REC	RPD Ref Val	%RPD	Date Analyzed		
Sulfate		100	S	297	200.0	133.8	81.7	294.0	1.13	11/07/2023		

Batch R339002		SampType: MBLK		Units mg/L							Date Analyzed
SampID: ICB/MBLK											
Analyses	Cert	RL	Qual	Result	Spike	SPK Ref Val	%REC	Low Limit	High Limit	Date Analyzed	
Sulfate		10		< 10	6.140	0	0	-100	100	11/08/2023	



Quality Control Results

<http://www.teklabinc.com/>

Client: Ramboll

Work Order: 23101244

Client Project: BAL-23Q4

Report Date: 27-Nov-23

SW-846 9036 (TOTAL)

Batch R339002		SampType: LCS		Units mg/L							Date Analyzed
SampID: ICV/LCS											
Analyses	Cert	RL	Qual	Result	Spike	SPK Ref Val	%REC	Low Limit	High Limit	Date Analyzed	
Sulfate		10		20	20.00	0	98.0	90	110	11/08/2023	

SW-846 9214 (TOTAL)

Batch R338960		SampType: MBLK		Units mg/L							Date Analyzed
SampID: MBLK											
Analyses	Cert	RL	Qual	Result	Spike	SPK Ref Val	%REC	Low Limit	High Limit	Date Analyzed	
Fluoride		0.10		< 0.10	0.0500	0	0	-100	100	11/08/2023	

Batch R338960		SampType: LCS		Units mg/L							Date Analyzed
SampID: LCS											
Analyses	Cert	RL	Qual	Result	Spike	SPK Ref Val	%REC	Low Limit	High Limit	Date Analyzed	
Fluoride		0.10		1.01	1.000	0	100.5	90	110	11/08/2023	

Batch R338960		SampType: MS		Units mg/L							Date Analyzed
SampID: 23101244-005AMS											
Analyses	Cert	RL	Qual	Result	Spike	SPK Ref Val	%REC	Low Limit	High Limit	Date Analyzed	
Fluoride		0.10		2.45	2.000	0.2970	107.6	75	125	11/08/2023	

Batch R338960		SampType: MSD		Units mg/L							RPD Limit 15	Date Analyzed
SampID: 23101244-005AMSD												
Analyses	Cert	RL	Qual	Result	Spike	SPK Ref Val	%REC	RPD Ref Val	%RPD	Date Analyzed		
Fluoride		0.10		2.43	2.000	0.2970	106.8	2.448	0.57	11/08/2023		

Batch R338960		SampType: MS		Units mg/L							Date Analyzed
SampID: 23101244-021AMS											
Analyses	Cert	RL	Qual	Result	Spike	SPK Ref Val	%REC	Low Limit	High Limit	Date Analyzed	
Fluoride		0.10		5.65	2.000	3.298	117.8	75	125	11/08/2023	

Batch R338960		SampType: MSD		Units mg/L							RPD Limit 15	Date Analyzed
SampID: 23101244-021AMSD												
Analyses	Cert	RL	Qual	Result	Spike	SPK Ref Val	%REC	RPD Ref Val	%RPD	Date Analyzed		
Fluoride		0.10		5.57	2.000	3.298	113.6	5.654	1.51	11/08/2023		



Quality Control Results

<http://www.teklabinc.com/>

Client: Ramboll

Work Order: 23101244

Client Project: BAL-23Q4

Report Date: 27-Nov-23

SW-846 9214 (TOTAL)

Batch R338960		SampType: MS		Units mg/L							Date Analyzed
SampID: 23101244-024AMS											
Analyses	Cert	RL	Qual	Result	Spike	SPK Ref Val	%REC	Low Limit	High Limit	Date Analyzed	
Fluoride		0.10		3.73	2.000	1.340	119.3	75	125	11/08/2023	

Batch R338960		SampType: MSD		Units mg/L							RPD Limit 15	Date Analyzed
SampID: 23101244-024AMSD												
Analyses	Cert	RL	Qual	Result	Spike	SPK Ref Val	%REC	RPD Ref Val	%RPD	Date Analyzed		
Fluoride		0.10		3.73	2.000	1.340	119.6	3.726	0.16	11/08/2023		

Batch R338960		SampType: MS		Units mg/L							Date Analyzed
SampID: 23101244-038AMS											
Analyses	Cert	RL	Qual	Result	Spike	SPK Ref Val	%REC	Low Limit	High Limit	Date Analyzed	
Fluoride		0.10		2.37	2.000	0.1750	109.6	75	125	11/08/2023	

Batch R338960		SampType: MSD		Units mg/L							RPD Limit 15	Date Analyzed
SampID: 23101244-038AMSD												
Analyses	Cert	RL	Qual	Result	Spike	SPK Ref Val	%REC	RPD Ref Val	%RPD	Date Analyzed		
Fluoride		0.10		2.35	2.000	0.1750	108.9	2.367	0.59	11/08/2023		

Batch R338960		SampType: MS		Units mg/L							Date Analyzed
SampID: 23101244-044AMS											
Analyses	Cert	RL	Qual	Result	Spike	SPK Ref Val	%REC	Low Limit	High Limit	Date Analyzed	
Fluoride		0.10		4.20	2.000	1.882	115.6	75	125	11/08/2023	

Batch R338960		SampType: MSD		Units mg/L							RPD Limit 15	Date Analyzed
SampID: 23101244-044AMSD												
Analyses	Cert	RL	Qual	Result	Spike	SPK Ref Val	%REC	RPD Ref Val	%RPD	Date Analyzed		
Fluoride		0.10		4.20	2.000	1.882	116.0	4.195	0.19	11/08/2023		

Batch R339043		SampType: MBLK		Units mg/L							Date Analyzed
SampID: MBLK											
Analyses	Cert	RL	Qual	Result	Spike	SPK Ref Val	%REC	Low Limit	High Limit	Date Analyzed	
Fluoride		0.10		< 0.10	0.0500	0	0	-100	100	11/09/2023	

Batch R339043		SampType: LCS		Units mg/L							Date Analyzed
SampID: LCS											
Analyses	Cert	RL	Qual	Result	Spike	SPK Ref Val	%REC	Low Limit	High Limit	Date Analyzed	
Fluoride		0.10		1.01	1.000	0	101.4	90	110	11/09/2023	



Quality Control Results

<http://www.teklabinc.com/>

Client: Ramboll

Work Order: 23101244

Client Project: BAL-23Q4

Report Date: 27-Nov-23

SW-846 9214 (TOTAL)

Batch R339043		SampType: MS		Units mg/L							Date Analyzed
SampID: 23101244-031AMS											
Analyses	Cert	RL	Qual	Result	Spike	SPK Ref Val	%REC	Low Limit	High Limit	Date Analyzed	
Fluoride		1.00		30.5	20.00	9.630	104.5	75	125	11/09/2023	

Batch R339043		SampType: MSD		Units mg/L							RPD Limit 15	Date Analyzed
SampID: 23101244-031AMSD												
Analyses	Cert	RL	Qual	Result	Spike	SPK Ref Val	%REC	RPD Ref Val	%RPD	Date Analyzed		
Fluoride		1.00		32.1	20.00	9.630	112.5	30.53	5.11	11/09/2023		

SW-846 9251 (DISSOLVED)

Batch R338688		SampType: MS		Units mg/L							Date Analyzed
SampID: 23101244-017BMS											
Analyses	Cert	RL	Qual	Result	Spike	SPK Ref Val	%REC	Low Limit	High Limit	Date Analyzed	
Chloride		4		35	20.00	17.50	87.4	85	115	11/01/2023	

Batch R338688		SampType: MSD		Units mg/L							RPD Limit 15	Date Analyzed
SampID: 23101244-017BMSD												
Analyses	Cert	RL	Qual	Result	Spike	SPK Ref Val	%REC	RPD Ref Val	%RPD	Date Analyzed		
Chloride		4		35	20.00	17.50	87.9	34.99	0.26	11/01/2023		

Batch R338951		SampType: MS		Units mg/L							Date Analyzed
SampID: 23101244-001BMS											
Analyses	Cert	RL	Qual	Result	Spike	SPK Ref Val	%REC	Low Limit	High Limit	Date Analyzed	
Chloride		4		31	20.00	13.02	87.7	85	115	11/07/2023	

Batch R338951		SampType: MSD		Units mg/L							RPD Limit 15	Date Analyzed
SampID: 23101244-001BMSD												
Analyses	Cert	RL	Qual	Result	Spike	SPK Ref Val	%REC	RPD Ref Val	%RPD	Date Analyzed		
Chloride		4		31	20.00	13.02	87.6	30.56	0.03	11/07/2023		

Batch R338951		SampType: MS		Units mg/L							Date Analyzed
SampID: 23101244-012BMS											
Analyses	Cert	RL	Qual	Result	Spike	SPK Ref Val	%REC	Low Limit	High Limit	Date Analyzed	
Chloride		20		115	100.0	23.22	91.6	85	115	11/07/2023	



Quality Control Results

<http://www.teklabinc.com/>

Client: Ramboll

Work Order: 23101244

Client Project: BAL-23Q4

Report Date: 27-Nov-23

SW-846 9251 (DISSOLVED)

Batch R338951		SampType: MSD		Units mg/L				RPD Limit 15			Date Analyzed
SampID: 23101244-012BMSD											
Analyses	Cert	RL	Qual	Result	Spike	SPK Ref Val	%REC	RPD Ref Val	%RPD	Date Analyzed	
Chloride		20		117	100.0	23.22	93.5	114.8	1.59	11/07/2023	

SW-846 9251 (TOTAL)

Batch R338688		SampType: MBLK		Units mg/L							Date Analyzed
SampID: ICB/MBLK											
Analyses	Cert	RL	Qual	Result	Spike	SPK Ref Val	%REC	Low Limit	High Limit	Date Analyzed	
Chloride		4		< 4	0.5000	0	0	-100	100	11/01/2023	

Batch R338688		SampType: MBLK		Units mg/L							Date Analyzed
SampID: MBLK-214041											
Analyses	Cert	RL	Qual	Result	Spike	SPK Ref Val	%REC	Low Limit	High Limit	Date Analyzed	
Chloride	*	4		< 4	0.5000	0	0	-100	100	11/02/2023	

Batch R338688		SampType: LCS		Units mg/L							Date Analyzed
SampID: ICB/LCS											
Analyses	Cert	RL	Qual	Result	Spike	SPK Ref Val	%REC	Low Limit	High Limit	Date Analyzed	
Chloride		4		21	20.00	0	103.0	90	110	11/01/2023	

Batch R338688		SampType: MS		Units mg/L							Date Analyzed
SampID: 23101244-036AMS											
Analyses	Cert	RL	Qual	Result	Spike	SPK Ref Val	%REC	Low Limit	High Limit	Date Analyzed	
Chloride		4		26	20.00	7.030	96.8	85	115	11/01/2023	

Batch R338688		SampType: MSD		Units mg/L				RPD Limit 15			Date Analyzed
SampID: 23101244-036AMSD											
Analyses	Cert	RL	Qual	Result	Spike	SPK Ref Val	%REC	RPD Ref Val	%RPD	Date Analyzed	
Chloride		4		26	20.00	7.030	94.3	26.38	1.91	11/01/2023	

Batch R338744		SampType: MBLK		Units mg/L							Date Analyzed
SampID: ICB/MBLK											
Analyses	Cert	RL	Qual	Result	Spike	SPK Ref Val	%REC	Low Limit	High Limit	Date Analyzed	
Chloride		4		< 4	0.5000	0	0	-100	100	11/02/2023	



Quality Control Results

<http://www.teklabinc.com/>

Client: Ramboll

Work Order: 23101244

Client Project: BAL-23Q4

Report Date: 27-Nov-23

SW-846 9251 (TOTAL)

Batch R338744		SampType: LCS		Units mg/L							
SampID: ICV/LCS											
Analyses	Cert	RL	Qual	Result	Spike	SPK Ref Val	%REC	Low Limit	High Limit	Date Analyzed	
Chloride		4		21	20.00	0	106.0	90	110	11/02/2023	

Batch R338809		SampType: MBLK		Units mg/L							
SampID: ICB/MBLK											
Analyses	Cert	RL	Qual	Result	Spike	SPK Ref Val	%REC	Low Limit	High Limit	Date Analyzed	
Chloride		4		< 4	0.5000	0	0	-100	100	11/03/2023	

Batch R338809		SampType: MBLK		Units mg/L							
SampID: MBLK-214171											
Analyses	Cert	RL	Qual	Result	Spike	SPK Ref Val	%REC	Low Limit	High Limit	Date Analyzed	
Chloride	*	4		< 4	0.5000	0	0	-100	100	11/03/2023	

Batch R338809		SampType: MBLK		Units mg/Kg							
SampID: MB-R338809											
Analyses	Cert	RL	Qual	Result	Spike	SPK Ref Val	%REC	Low Limit	High Limit	Date Analyzed	
Chloride	*	4		< 4	0.5000	0	0	-100	100	11/03/2023	

Batch R338809		SampType: LCS		Units mg/L							
SampID: ICV/LCS											
Analyses	Cert	RL	Qual	Result	Spike	SPK Ref Val	%REC	Low Limit	High Limit	Date Analyzed	
Chloride		4		20	20.00	0	100.7	90	110	11/03/2023	

Batch R338809		SampType: LCS		Units mg/Kg							
SampID: LCS-R338809											
Analyses	Cert	RL	Qual	Result	Spike	SPK Ref Val	%REC	Low Limit	High Limit	Date Analyzed	
Chloride	*	4		20	20.00	0	100.7	90	110	11/03/2023	

Batch R338809		SampType: MS		Units mg/L							
SampID: 23101244-018AMS											
Analyses	Cert	RL	Qual	Result	Spike	SPK Ref Val	%REC	Low Limit	High Limit	Date Analyzed	
Chloride		4		45	20.00	27.98	86.8	85	115	11/03/2023	

Batch R338809		SampType: MSD		Units mg/L							
SampID: 23101244-018AMSD											
Analyses	Cert	RL	Qual	Result	Spike	SPK Ref Val	%REC	RPD Ref Val	%RPD	Date Analyzed	
Chloride		4		45	20.00	27.98	86.7	45.35	0.07	11/03/2023	



Quality Control Results

<http://www.teklabinc.com/>

Client: Ramboll

Work Order: 23101244

Client Project: BAL-23Q4

Report Date: 27-Nov-23

SW-846 9251 (TOTAL)

Batch R338951		SampType: MBLK		Units mg/L							
SampID: ICB/MBLK											
Analyses	Cert	RL	Qual	Result	Spike	SPK Ref Val	%REC	Low Limit	High Limit	Date Analyzed	
Chloride		4		< 4	0.5000	0	0	-100	100	11/07/2023	

Batch R338951		SampType: LCS		Units mg/L							
SampID: ICV/LCS											
Analyses	Cert	RL	Qual	Result	Spike	SPK Ref Val	%REC	Low Limit	High Limit	Date Analyzed	
Chloride		4		21	20.00	0	103.2	90	110	11/07/2023	

Batch R338951		SampType: MS		Units mg/L							
SampID: 23101244-012AMS											
Analyses	Cert	RL	Qual	Result	Spike	SPK Ref Val	%REC	Low Limit	High Limit	Date Analyzed	
Chloride		20		115	100.0	22.02	92.5	85	115	11/07/2023	

Batch R338951		SampType: MSD		Units mg/L						RPD Limit 15		Date Analyzed
SampID: 23101244-012AMSD												
Analyses	Cert	RL	Qual	Result	Spike	SPK Ref Val	%REC	RPD Ref Val	%RPD	Date Analyzed		
Chloride		20		114	100.0	22.02	92.3	114.5	0.15	11/07/2023		

Batch R338951		SampType: MS		Units mg/L							
SampID: 23101244-028AMS											
Analyses	Cert	RL	Qual	Result	Spike	SPK Ref Val	%REC	Low Limit	High Limit	Date Analyzed	
Chloride		40		255	200.0	72.03	91.5	85	115	11/07/2023	

Batch R338951		SampType: MSD		Units mg/L						RPD Limit 15		Date Analyzed
SampID: 23101244-028AMSD												
Analyses	Cert	RL	Qual	Result	Spike	SPK Ref Val	%REC	RPD Ref Val	%RPD	Date Analyzed		
Chloride		40		253	200.0	72.03	90.3	254.9	0.89	11/07/2023		

Batch R339009		SampType: MBLK		Units mg/L							
SampID: ICB/MBLK											
Analyses	Cert	RL	Qual	Result	Spike	SPK Ref Val	%REC	Low Limit	High Limit	Date Analyzed	
Chloride		4		< 4	0.5000	0	0	-100	100	11/08/2023	

Batch R339009		SampType: LCS		Units mg/L							
SampID: ICV/LCS											
Analyses	Cert	RL	Qual	Result	Spike	SPK Ref Val	%REC	Low Limit	High Limit	Date Analyzed	
Chloride		4		21	20.00	0	104.4	90	110	11/08/2023	



Quality Control Results

<http://www.teklabinc.com/>

Client: Ramboll

Work Order: 23101244

Client Project: BAL-23Q4

Report Date: 27-Nov-23

SW-846 3005A, 6010B, METALS BY ICP (TOTAL)

Batch 214080 SampType: MBLK Units mg/L

SampID: MBLK-214080

Analyses	Cert	RL	Qual	Result	Spike	SPK Ref Val	%REC	Low Limit	High Limit	Date Analyzed
Calcium		0.100		< 0.100	0.0350	0	0	-100	100	11/02/2023
Magnesium		0.0500		< 0.0500	0.0055	0	0	-100	100	11/02/2023
Potassium		0.100		< 0.100	0.0400	0	0	-100	100	11/02/2023
Sodium		0.0500		< 0.0500	0.0180	0	0	-100	100	11/02/2023

Batch 214080 SampType: LCS Units mg/L

SampID: LCS-214080

Analyses	Cert	RL	Qual	Result	Spike	SPK Ref Val	%REC	Low Limit	High Limit	Date Analyzed
Calcium		0.100		2.43	2.500	0	97.3	85	115	11/02/2023
Magnesium		0.0500		2.29	2.500	0	91.5	85	115	11/02/2023
Potassium		0.100		2.47	2.500	0	98.9	85	115	11/02/2023
Sodium		0.0500		2.31	2.500	0	92.4	85	115	11/02/2023

Batch 214080 SampType: MS Units mg/L

SampID: 23101244-016CMS

Analyses	Cert	RL	Qual	Result	Spike	SPK Ref Val	%REC	Low Limit	High Limit	Date Analyzed
Calcium		0.100	S	94.6	2.500	93.27	51.6	75	125	11/02/2023
Magnesium		0.0500		48.3	2.500	46.42	75.9	75	125	11/02/2023
Potassium		0.100		6.30	2.500	3.776	101.1	75	125	11/02/2023
Sodium		0.0500		243	2.500	240.8	106.4	75	125	11/02/2023

Batch 214080 SampType: MSD Units mg/L

RPD Limit 20

SampID: 23101244-016CMSD

Analyses	Cert	RL	Qual	Result	Spike	SPK Ref Val	%REC	RPD Ref Val	%RPD	Date Analyzed
Calcium		0.100	S	96.8	2.500	93.27	140.4	94.56	2.32	11/02/2023
Magnesium		0.0500	S	49.6	2.500	46.42	128.3	48.32	2.68	11/02/2023
Potassium		0.100		6.29	2.500	3.776	100.4	6.303	0.25	11/02/2023
Sodium		0.0500	S	245	2.500	240.8	167.6	243.4	0.63	11/02/2023

Batch 214174 SampType: MBLK Units mg/L

SampID: MBLK-214174

Analyses	Cert	RL	Qual	Result	Spike	SPK Ref Val	%REC	Low Limit	High Limit	Date Analyzed
Calcium		0.100		< 0.100	0.0350	0	0	-100	100	11/06/2023
Magnesium		0.0500		< 0.0500	0.0055	0	0	-100	100	11/06/2023
Potassium		0.100		< 0.100	0.0400	0	0	-100	100	11/06/2023
Sodium		0.0500		< 0.0500	0.0180	0	0	-100	100	11/06/2023



Quality Control Results

<http://www.teklabinc.com/>

Client: Ramboll

Work Order: 23101244

Client Project: BAL-23Q4

Report Date: 27-Nov-23

SW-846 3005A, 6010B, METALS BY ICP (TOTAL)

Batch 214174 SampType: LCS Units mg/L

SampID: LCS-214174

Analyses	Cert	RL	Qual	Result	Spike	SPK Ref Val	%REC	Low Limit	High Limit	Date Analyzed
Calcium		0.100		2.41	2.500	0	96.5	85	115	11/06/2023
Magnesium		0.0500		2.35	2.500	0	93.9	85	115	11/06/2023
Potassium		0.100		2.39	2.500	0	95.4	85	115	11/06/2023
Sodium		0.0500		2.15	2.500	0	86.0	85	115	11/06/2023

Batch 214174 SampType: MS Units mg/L

SampID: 23101244-019BMS

Analyses	Cert	RL	Qual	Result	Spike	SPK Ref Val	%REC	Low Limit	High Limit	Date Analyzed
Calcium		0.100		14.1	2.500	11.30	113.2	75	125	11/09/2023
Magnesium		0.0500		8.27	2.500	5.800	98.9	75	125	11/09/2023
Sodium		0.0500	S	1330	2.500	1318	320.0	75	125	11/09/2023

Batch 214174 SampType: MSD Units mg/L

RPD Limit 20

SampID: 23101244-019BMSSD

Analyses	Cert	RL	Qual	Result	Spike	SPK Ref Val	%REC	RPD Ref Val	%RPD	Date Analyzed
Calcium		0.100		14.1	2.500	11.30	112.4	14.13	0.14	11/09/2023
Magnesium		0.0500		8.26	2.500	5.800	98.4	8.273	0.16	11/09/2023
Sodium		0.0500	S	1330	2.500	1318	520.0	1326	0.38	11/09/2023

Batch 214197 SampType: MS Units mg/L

SampID: 23101244-003CMS

Analyses	Cert	RL	Qual	Result	Spike	SPK Ref Val	%REC	Low Limit	High Limit	Date Analyzed
Calcium		0.100	S	210	2.500	206.1	144.0	75	125	11/09/2023
Magnesium		0.0500	S	137	2.500	134.9	68.0	75	125	11/09/2023
Potassium		0.100		3.69	2.500	0.8057	115.4	75	125	11/09/2023
Sodium		0.0500	S	107	2.500	102.0	212.0	75	125	11/09/2023

Batch 214197 SampType: MSD Units mg/L

RPD Limit 20

SampID: 23101244-003CMSD

Analyses	Cert	RL	Qual	Result	Spike	SPK Ref Val	%REC	RPD Ref Val	%RPD	Date Analyzed
Calcium		0.100	S	213	2.500	206.1	268.0	209.7	1.47	11/09/2023
Magnesium		0.0500		138	2.500	134.9	112.0	136.6	0.80	11/09/2023
Potassium		0.100		3.82	2.500	0.8057	120.6	3.690	3.46	11/09/2023
Sodium		0.0500	S	112	2.500	102.0	392.0	107.3	4.11	11/09/2023



Quality Control Results

<http://www.teklabinc.com/>

Client: Ramboll

Work Order: 23101244

Client Project: BAL-23Q4

Report Date: 27-Nov-23

SW-846 3005A, 6010B, METALS BY ICP (TOTAL)

Batch 214197 SampType: MS Units mg/L

SampID: 23101244-006CMS

Analyses	Cert	RL	Qual	Result	Spike	SPK Ref Val	%REC	Low Limit	High Limit	Date Analyzed
Calcium		0.100		54.6	2.500	52.27	95.2	75	125	11/09/2023
Magnesium		0.0500		23.3	2.500	20.77	100.4	75	125	11/09/2023
Potassium		0.100		2.81	2.500	0.09940	108.5	75	125	11/09/2023
Sodium		0.0500	S	58.6	2.500	56.97	65.6	75	125	11/09/2023

Batch 214197 SampType: MSD Units mg/L

SampID: 23101244-006CMSD

RPD Limit 20

Analyses	Cert	RL	Qual	Result	Spike	SPK Ref Val	%REC	RPD Ref Val	%RPD	Date Analyzed
Calcium		0.100		54.5	2.500	52.27	90.0	54.65	0.24	11/09/2023
Magnesium		0.0500		22.8	2.500	20.77	79.2	23.28	2.30	11/09/2023
Potassium		0.100		2.76	2.500	0.09940	106.5	2.812	1.83	11/09/2023
Sodium		0.0500	S	58.0	2.500	56.97	41.2	58.61	1.05	11/09/2023

Batch 214219 SampType: MBLK Units mg/L

SampID: MBLK-214219

Analyses	Cert	RL	Qual	Result	Spike	SPK Ref Val	%REC	Low Limit	High Limit	Date Analyzed
Calcium		0.100		< 0.100	0.0350	0	0	-100	100	11/07/2023
Magnesium		0.0500		< 0.0500	0.0055	0	0	-100	100	11/07/2023
Potassium		0.100		< 0.100	0.0400	0	0	-100	100	11/07/2023
Sodium		0.0500		< 0.0500	0.0180	0	0	-100	100	11/07/2023

Batch 214219 SampType: LCS Units mg/L

SampID: LCS-214219

Analyses	Cert	RL	Qual	Result	Spike	SPK Ref Val	%REC	Low Limit	High Limit	Date Analyzed
Calcium		0.100		2.55	2.500	0	102.1	85	115	11/07/2023
Magnesium		0.0500		2.37	2.500	0	94.9	85	115	11/07/2023
Potassium		0.100		2.58	2.500	0	103.3	85	115	11/07/2023
Sodium		0.0500		2.48	2.500	0	99.3	85	115	11/07/2023

Batch 214219 SampType: MS Units mg/L

SampID: 23101244-012CMS

Analyses	Cert	RL	Qual	Result	Spike	SPK Ref Val	%REC	Low Limit	High Limit	Date Analyzed
Calcium		0.100		73.6	2.500	70.85	109.2	75	125	11/07/2023
Magnesium		0.0500		5.20	2.500	2.821	95.1	75	125	11/07/2023
Potassium		0.100		3.88	2.500	1.308	103.0	75	125	11/07/2023
Sodium		0.0500		41.5	2.500	39.15	93.2	75	125	11/07/2023



Quality Control Results

<http://www.teklabinc.com/>

Client: Ramboll

Work Order: 23101244

Client Project: BAL-23Q4

Report Date: 27-Nov-23

SW-846 3005A, 6010B, METALS BY ICP (TOTAL)

Batch 214219		SampType: MSD		Units mg/L				RPD Limit 20			
SampID: 23101244-012CMSD											
Analyses	Cert	RL	Qual	Result	Spike	SPK Ref Val	%REC	RPD Ref Val	%RPD	Date Analyzed	
Calcium		0.100	S	74.2	2.500	70.85	134.8	73.58	0.87	11/07/2023	
Magnesium		0.0500		5.24	2.500	2.821	97.0	5.199	0.87	11/07/2023	
Potassium		0.100		3.91	2.500	1.308	103.9	3.884	0.58	11/07/2023	
Sodium		0.0500		41.4	2.500	39.15	91.2	41.48	0.12	11/07/2023	

Batch 214219		SampType: MS		Units mg/L				RPD Limit 20			
SampID: 23101244-014CMS											
Analyses	Cert	RL	Qual	Result	Spike	SPK Ref Val	%REC	Low Limit	High Limit	Date Analyzed	
Calcium		0.100		4.41	2.500	1.893	100.6	75	125	11/07/2023	
Magnesium		0.0500		2.44	2.500	0.04030	95.8	75	125	11/07/2023	
Potassium		0.100		3.51	2.500	0.9211	103.4	75	125	11/07/2023	
Sodium		0.0500	S	98.7	2.500	97.17	62.8	75	125	11/07/2023	

Batch 214219		SampType: MSD		Units mg/L				RPD Limit 20			
SampID: 23101244-014CMSD											
Analyses	Cert	RL	Qual	Result	Spike	SPK Ref Val	%REC	RPD Ref Val	%RPD	Date Analyzed	
Calcium		0.100		4.41	2.500	1.893	100.7	4.408	0.06	11/07/2023	
Magnesium		0.0500		2.43	2.500	0.04030	95.5	2.436	0.31	11/07/2023	
Potassium		0.100		3.47	2.500	0.9211	102.0	3.506	0.99	11/07/2023	
Sodium		0.0500	S	97.8	2.500	97.17	23.2	98.74	1.01	11/07/2023	

Batch 214220		SampType: MBLK		Units mg/L				RPD Limit 20			
SampID: MBLK-214220											
Analyses	Cert	RL	Qual	Result	Spike	SPK Ref Val	%REC	Low Limit	High Limit	Date Analyzed	
Calcium		0.100		< 0.100	0.0350	0	0	-100	100	11/06/2023	
Magnesium		0.0500		< 0.0500	0.0055	0	0	-100	100	11/06/2023	
Potassium		0.100		< 0.100	0.0400	0	0	-100	100	11/06/2023	
Sodium		0.0500		< 0.0500	0.0180	0	0	-100	100	11/06/2023	

Batch 214220		SampType: LCS		Units mg/L				RPD Limit 20			
SampID: LCS-214220											
Analyses	Cert	RL	Qual	Result	Spike	SPK Ref Val	%REC	Low Limit	High Limit	Date Analyzed	
Calcium		0.100		2.74	2.500	0	109.7	85	115	11/06/2023	
Magnesium		0.0500		2.45	2.500	0	98.0	85	115	11/06/2023	
Potassium		0.100		2.67	2.500	0	106.7	85	115	11/06/2023	
Sodium		0.0500		2.57	2.500	0	102.7	85	115	11/06/2023	



Quality Control Results

<http://www.teklabinc.com/>

Client: Ramboll

Work Order: 23101244

Client Project: BAL-23Q4

Report Date: 27-Nov-23

SW-846 3005A, 6010B, METALS BY ICP (TOTAL)

Batch 214220 SampType: MS Units mg/L

SampID: 23101244-018BMS

Analyses	Cert	RL	Qual	Result	Spike	SPK Ref Val	%REC	Low Limit	High Limit	Date Analyzed
Calcium		0.100		15.5	2.500	12.94	103.2	75	125	11/06/2023
Magnesium		0.0500		10.3	2.500	7.799	99.3	75	125	11/06/2023
Potassium		0.100		5.44	2.500	2.832	104.2	75	125	11/06/2023
Sodium		0.0500	S	267	2.500	269.8	-124.0	75	125	11/06/2023

Batch 214220 SampType: MSD Units mg/L

RPD Limit 20

SampID: 23101244-018BMSD

Analyses	Cert	RL	Qual	Result	Spike	SPK Ref Val	%REC	RPD Ref Val	%RPD	Date Analyzed
Calcium		0.100		14.9	2.500	12.94	80.0	15.52	3.81	11/06/2023
Magnesium		0.0500		9.84	2.500	7.799	81.8	10.28	4.36	11/06/2023
Potassium		0.100		5.36	2.500	2.832	101.1	5.436	1.42	11/06/2023
Sodium		0.0500	S	263	2.500	269.8	-282.0	266.7	1.49	11/06/2023

Batch 214220 SampType: MS Units mg/L

SampID: 23101244-020BMS

Analyses	Cert	RL	Qual	Result	Spike	SPK Ref Val	%REC	Low Limit	High Limit	Date Analyzed
Calcium		0.100	S	177	2.500	176.5	6.4	75	125	11/06/2023
Magnesium		0.0500	S	85.7	2.500	84.28	55.9	75	125	11/06/2023
Potassium		0.100		7.01	2.500	4.385	104.9	75	125	11/06/2023
Sodium		0.0500		65.7	2.500	63.44	89.2	75	125	11/06/2023

Batch 214220 SampType: MSD Units mg/L

RPD Limit 20

SampID: 23101244-020BMSD

Analyses	Cert	RL	Qual	Result	Spike	SPK Ref Val	%REC	RPD Ref Val	%RPD	Date Analyzed
Calcium		0.100	S	175	2.500	176.5	-58.0	176.7	0.92	11/06/2023
Magnesium		0.0500	S	85.0	2.500	84.28	28.9	85.68	0.79	11/06/2023
Potassium		0.100		6.95	2.500	4.385	102.6	7.008	0.83	11/06/2023
Sodium		0.0500		65.4	2.500	63.44	79.2	65.67	0.38	11/06/2023

Batch 214221 SampType: MBLK Units mg/L

SampID: MBLK-214221

Analyses	Cert	RL	Qual	Result	Spike	SPK Ref Val	%REC	Low Limit	High Limit	Date Analyzed
Calcium		0.100		< 0.100	0.0350	0	0	-100	100	11/07/2023
Magnesium		0.0500		< 0.0500	0.0055	0	0	-100	100	11/07/2023
Potassium		0.100		< 0.100	0.0400	0	0	-100	100	11/07/2023
Sodium		0.0500		< 0.0500	0.0180	0	0	-100	100	11/07/2023



Quality Control Results

<http://www.teklabinc.com/>

Client: Ramboll

Work Order: 23101244

Client Project: BAL-23Q4

Report Date: 27-Nov-23

SW-846 3005A, 6010B, METALS BY ICP (TOTAL)

Batch 214221 SampType: LCS Units mg/L
SampID: LCS-214221

Analyses	Cert	RL	Qual	Result	Spike	SPK Ref Val	%REC	Low Limit	High Limit	Date Analyzed
Calcium		0.100		2.55	2.500	0	102.0	85	115	11/07/2023
Magnesium		0.0500		2.50	2.500	0	100.1	85	115	11/07/2023
Potassium		0.100		2.45	2.500	0	97.8	85	115	11/07/2023
Sodium		0.0500		2.30	2.500	0	92.2	85	115	11/07/2023

Batch 214221 SampType: MS Units mg/L
SampID: 23101244-021BMS

Analyses	Cert	RL	Qual	Result	Spike	SPK Ref Val	%REC	Low Limit	High Limit	Date Analyzed
Calcium		0.100		8.82	2.500	6.897	77.0	75	125	11/09/2023
Magnesium		0.0500		5.42	2.500	3.344	83.2	75	125	11/09/2023
Potassium		0.100		4.38	2.500	1.660	108.7	75	125	11/09/2023
Sodium		0.0500	S	554	2.500	572.2	-712.0	75	125	11/09/2023

Batch 214221 SampType: MSD Units mg/L RPD Limit 20
SampID: 23101244-021BMSD

Analyses	Cert	RL	Qual	Result	Spike	SPK Ref Val	%REC	RPD Ref Val	%RPD	Date Analyzed
Calcium		0.100		8.82	2.500	6.897	76.9	8.823	0.05	11/09/2023
Magnesium		0.0500		5.41	2.500	3.344	82.7	5.424	0.24	11/09/2023
Potassium		0.100		4.35	2.500	1.660	107.7	4.378	0.60	11/09/2023
Sodium		0.0500	S	552	2.500	572.2	-796.0	554.4	0.38	11/09/2023

Batch 214221 SampType: MS Units mg/L
SampID: 23101244-022BMS

Analyses	Cert	RL	Qual	Result	Spike	SPK Ref Val	%REC	Low Limit	High Limit	Date Analyzed
Calcium		0.100		43.9	2.500	41.14	111.6	75	125	11/09/2023
Magnesium		0.0500		25.5	2.500	23.10	94.4	75	125	11/09/2023
Potassium		0.100	S	9.44	2.500	6.315	125.1	75	125	11/09/2023
Sodium		0.0500	S	1200	2.500	1195	360.0	75	125	11/09/2023

Batch 214221 SampType: MSD Units mg/L RPD Limit 20
SampID: 23101244-022BMSD

Analyses	Cert	RL	Qual	Result	Spike	SPK Ref Val	%REC	RPD Ref Val	%RPD	Date Analyzed
Calcium		0.100	S	45.0	2.500	41.14	154.4	43.93	2.41	11/09/2023
Magnesium		0.0500		26.0	2.500	23.10	114.8	25.46	1.98	11/09/2023
Potassium		0.100	S	9.61	2.500	6.315	131.8	9.443	1.74	11/09/2023
Sodium		0.0500	S	1240	2.500	1195	1760	1204	2.87	11/09/2023



Quality Control Results

<http://www.teklabinc.com/>

Client: Ramboll

Work Order: 23101244

Client Project: BAL-23Q4

Report Date: 27-Nov-23

SW-846 3005A, 6010B, METALS BY ICP (TOTAL)

Batch 214222 SampType: MBLK Units mg/L
SampID: MBLK-214222

Analyses	Cert	RL	Qual	Result	Spike	SPK Ref Val	%REC	Low Limit	High Limit	Date Analyzed
Calcium		0.100		< 0.100	0.0350	0	0	-100	100	11/06/2023
Magnesium		0.0500		< 0.0500	0.0055	0	0	-100	100	11/06/2023
Potassium		0.100		< 0.100	0.0400	0	0	-100	100	11/06/2023
Sodium		0.0500		< 0.0500	0.0180	0	0	-100	100	11/07/2023

Batch 214222 SampType: LCS Units mg/L
SampID: LCS-214222

Analyses	Cert	RL	Qual	Result	Spike	SPK Ref Val	%REC	Low Limit	High Limit	Date Analyzed
Calcium		0.100		2.48	2.500	0	99.1	85	115	11/06/2023
Magnesium		0.0500		2.38	2.500	0	95.0	85	115	11/06/2023
Potassium		0.100		2.37	2.500	0	94.8	85	115	11/06/2023
Sodium		0.0500		2.38	2.500	0	95.2	85	115	11/07/2023

Batch 214222 SampType: MS Units mg/L
SampID: 23101244-015CMS

Analyses	Cert	RL	Qual	Result	Spike	SPK Ref Val	%REC	Low Limit	High Limit	Date Analyzed
Calcium		0.100	S	53.0	2.500	48.96	161.6	75	125	11/09/2023
Magnesium		0.0500		7.87	2.500	5.327	101.8	75	125	11/09/2023
Sodium		0.0500	S	93.0	2.500	85.09	315.6	75	125	11/09/2023

Batch 214222 SampType: MSD Units mg/L RPD Limit 20
SampID: 23101244-015CMSD

Analyses	Cert	RL	Qual	Result	Spike	SPK Ref Val	%REC	RPD Ref Val	%RPD	Date Analyzed
Calcium		0.100	S	52.8	2.500	48.96	152.8	53.00	0.42	11/09/2023
Magnesium		0.0500		7.88	2.500	5.327	101.9	7.872	0.04	11/09/2023
Sodium		0.0500	S	90.5	2.500	85.09	214.8	92.98	2.75	11/09/2023

Batch 214222 SampType: MS Units mg/L
SampID: 23101244-023BMS

Analyses	Cert	RL	Qual	Result	Spike	SPK Ref Val	%REC	Low Limit	High Limit	Date Analyzed
Calcium		0.100		13.2	2.500	10.66	102.4	75	125	11/09/2023
Magnesium		0.0500		8.35	2.500	5.964	95.3	75	125	11/09/2023
Potassium		0.100		5.63	2.500	2.728	116.1	75	125	11/09/2023
Sodium		0.0500	S	409	2.500	414.7	-236.0	75	125	11/09/2023



Quality Control Results

<http://www.teklabinc.com/>

Client: Ramboll

Work Order: 23101244

Client Project: BAL-23Q4

Report Date: 27-Nov-23

SW-846 3005A, 6010B, METALS BY ICP (TOTAL)

Batch 214222		SampType: MSD		Units mg/L				RPD Limit 20			Date Analyzed
SampID: 23101244-023BMSD											
Analyses	Cert	RL	Qual	Result	Spike	SPK Ref Val	%REC	RPD Ref Val	%RPD	Date Analyzed	
Calcium		0.100		13.2	2.500	10.66	100.0	13.22	0.45	11/09/2023	
Magnesium		0.0500		8.31	2.500	5.964	93.8	8.346	0.46	11/09/2023	
Potassium		0.100		5.62	2.500	2.728	115.5	5.630	0.27	11/09/2023	
Sodium		0.0500	S	406	2.500	414.7	-344.0	408.8	0.66	11/09/2023	

Batch 214228		SampType: MBLK		Units mg/L						Date Analyzed
SampID: MBLK-214228										
Analyses	Cert	RL	Qual	Result	Spike	SPK Ref Val	%REC	Low Limit	High Limit	Date Analyzed
Calcium		0.100		< 0.100	0.0350	0	0	-100	100	11/08/2023
Magnesium		0.0500		< 0.0500	0.0055	0	0	-100	100	11/08/2023
Potassium		0.100		< 0.100	0.0400	0	0	-100	100	11/08/2023
Sodium		0.0500		< 0.0500	0.0180	0	0	-100	100	11/08/2023

Batch 214228		SampType: LCS		Units mg/L						Date Analyzed
SampID: LCS-214228										
Analyses	Cert	RL	Qual	Result	Spike	SPK Ref Val	%REC	Low Limit	High Limit	Date Analyzed
Calcium		0.100		2.60	2.500	0	104.0	85	115	11/08/2023
Magnesium		0.0500		2.36	2.500	0	94.2	85	115	11/08/2023
Potassium		0.100		2.57	2.500	0	102.7	85	115	11/08/2023
Sodium		0.0500		2.46	2.500	0	98.4	85	115	11/08/2023

Batch 214228		SampType: MS		Units mg/L						Date Analyzed
SampID: 23101244-028BMS										
Analyses	Cert	RL	Qual	Result	Spike	SPK Ref Val	%REC	Low Limit	High Limit	Date Analyzed
Calcium		0.100	S	74.7	2.500	74.01	26.4	75	125	11/08/2023
Magnesium		0.0500	S	36.4	2.500	34.81	62.7	75	125	11/08/2023
Potassium		0.100		6.48	2.500	3.994	99.3	75	125	11/08/2023
Sodium		0.0500	S	144	2.500	143.1	20.8	75	125	11/08/2023

Batch 214228		SampType: MSD		Units mg/L				RPD Limit 20			Date Analyzed
SampID: 23101244-028BMSD											
Analyses	Cert	RL	Qual	Result	Spike	SPK Ref Val	%REC	RPD Ref Val	%RPD	Date Analyzed	
Calcium		0.100		76.2	2.500	74.01	86.8	74.67	2.00	11/08/2023	
Magnesium		0.0500		37.1	2.500	34.81	89.9	36.38	1.85	11/08/2023	
Potassium		0.100		6.50	2.500	3.994	100.1	6.476	0.30	11/08/2023	
Sodium		0.0500		145	2.500	143.1	90.0	143.6	1.20	11/08/2023	



Quality Control Results

<http://www.teklabinc.com/>

Client: Ramboll

Work Order: 23101244

Client Project: BAL-23Q4

Report Date: 27-Nov-23

SW-846 3005A, 6010B, METALS BY ICP (TOTAL)

Batch 214378 SampType: MBLK Units mg/L

SampID: MBLK-214378

Analyses	Cert	RL	Qual	Result	Spike	SPK Ref Val	%REC	Low Limit	High Limit	Date Analyzed
Calcium		0.100		< 0.100	0.0350	0	0	-100	100	11/09/2023
Magnesium		0.0500		< 0.0500	0.0055	0	0	-100	100	11/09/2023
Potassium		0.100		< 0.100	0.0400	0	0	-100	100	11/09/2023
Sodium		0.0500		< 0.0500	0.0180	0	0	-100	100	11/09/2023

Batch 214378 SampType: LCS Units mg/L

SampID: LCS-214378

Analyses	Cert	RL	Qual	Result	Spike	SPK Ref Val	%REC	Low Limit	High Limit	Date Analyzed
Calcium		0.100		2.55	2.500	0	102.1	85	115	11/09/2023
Magnesium		0.0500		2.41	2.500	0	96.6	85	115	11/09/2023
Potassium		0.100		2.50	2.500	0	99.8	85	115	11/09/2023
Sodium		0.0500		2.45	2.500	0	97.9	85	115	11/09/2023

Batch 214481 SampType: MBLK Units mg/L

SampID: MBLK-214481

Analyses	Cert	RL	Qual	Result	Spike	SPK Ref Val	%REC	Low Limit	High Limit	Date Analyzed
Calcium		0.100		< 0.100	0.0350	0	0	-100	100	11/10/2023
Magnesium		0.0500		< 0.0500	0.0055	0	0	-100	100	11/10/2023
Potassium		0.100		< 0.100	0.0400	0	0	-100	100	11/10/2023
Sodium		0.0500		< 0.0500	0.0180	0	0	-100	100	11/10/2023

Batch 214481 SampType: LCS Units mg/L

SampID: LCS-214481

Analyses	Cert	RL	Qual	Result	Spike	SPK Ref Val	%REC	Low Limit	High Limit	Date Analyzed
Calcium		0.100		2.56	2.500	0	102.4	85	115	11/10/2023
Magnesium		0.0500		2.36	2.500	0	94.3	85	115	11/10/2023
Potassium		0.100		2.68	2.500	0	107.1	85	115	11/10/2023
Sodium		0.0500		2.56	2.500	0	102.3	85	115	11/10/2023

Batch 214495 SampType: MBLK Units mg/L

SampID: MBLK-214495

Analyses	Cert	RL	Qual	Result	Spike	SPK Ref Val	%REC	Low Limit	High Limit	Date Analyzed
Calcium		0.100		< 0.100	0.0350	0	0	-100	100	11/13/2023
Magnesium		0.0500		< 0.0500	0.0055	0	0	-100	100	11/13/2023
Potassium		0.100		< 0.100	0.0400	0	0	-100	100	11/13/2023
Sodium		0.0500		< 0.0500	0.0180	0	0	-100	100	11/13/2023



Quality Control Results

<http://www.teklabinc.com/>

Client: Ramboll

Work Order: 23101244

Client Project: BAL-23Q4

Report Date: 27-Nov-23

SW-846 3005A, 6010B, METALS BY ICP (TOTAL)

Batch 214495		SampType: LCS		Units mg/L						
SampID: LCS-214495										
Analyses	Cert	RL	Qual	Result	Spike	SPK Ref Val	%REC	Low Limit	High Limit	Date Analyzed
Calcium		0.100		2.68	2.500	0	107.4	85	115	11/13/2023
Magnesium		0.0500		2.45	2.500	0	98.0	85	115	11/13/2023
Potassium		0.100		2.65	2.500	0	105.9	85	115	11/13/2023
Sodium		0.0500		2.56	2.500	0	102.5	85	115	11/13/2023

Batch 214495		SampType: MS		Units mg/L						
SampID: 23101244-015CMS										
Analyses	Cert	RL	Qual	Result	Spike	SPK Ref Val	%REC	Low Limit	High Limit	Date Analyzed
Potassium		0.100		7.39	2.500	4.814	103.2	75	125	11/13/2023

Batch 214495		SampType: MSD		Units mg/L							RPD Limit 20
SampID: 23101244-015CMSD											
Analyses	Cert	RL	Qual	Result	Spike	SPK Ref Val	%REC	RPD Ref Val	%RPD	Date Analyzed	
Potassium		0.100		7.45	2.500	4.814	105.4	7.393	0.75	11/13/2023	

Batch 214495		SampType: MS		Units mg/L						
SampID: 23101244-019BMS										
Analyses	Cert	RL	Qual	Result	Spike	SPK Ref Val	%REC	Low Limit	High Limit	Date Analyzed
Potassium		0.100	S	7.08	2.500	3.902	127.2	75	125	11/13/2023

Batch 214495		SampType: MSD		Units mg/L							RPD Limit 20
SampID: 23101244-019BMSD											
Analyses	Cert	RL	Qual	Result	Spike	SPK Ref Val	%REC	RPD Ref Val	%RPD	Date Analyzed	
Potassium		0.100	S	7.10	2.500	3.902	128.1	7.081	0.34	11/13/2023	

SW-846 3005A, 6020A, METALS BY ICPMS (DISSOLVED)

Batch 214274		SampType: MBLK		Units mg/L						
SampID: MBLK-214274										
Analyses	Cert	RL	Qual	Result	Spike	SPK Ref Val	%REC	Low Limit	High Limit	Date Analyzed
Boron		0.0250		< 0.0250	0.0093	0	0	-100	100	11/08/2023
Iron		0.0250		< 0.0250	0.0115	0	0	-100	100	11/08/2023
Manganese		0.0020		< 0.0020	0.0008	0	0	-100	100	11/09/2023



Quality Control Results

<http://www.teklabinc.com/>

Client: Ramboll

Work Order: 23101244

Client Project: BAL-23Q4

Report Date: 27-Nov-23

SW-846 3005A, 6020A, METALS BY ICPMS (DISSOLVED)

Batch 214274 SampType: LCS Units mg/L

SampID: LCS-214274

Analyses	Cert	RL	Qual	Result	Spike	SPK Ref Val	%REC	Low Limit	High Limit	Date Analyzed
Boron		0.0250		0.442	0.5000	0	88.5	80	120	11/08/2023
Iron		0.0250		2.00	2.000	0	100.0	80	120	11/08/2023
Manganese		0.0020		0.471	0.5000	0	94.2	80	120	11/09/2023

Batch 214274 SampType: MS Units mg/L

SampID: 23101244-017DMS

Analyses	Cert	RL	Qual	Result	Spike	SPK Ref Val	%REC	Low Limit	High Limit	Date Analyzed
Boron		0.0250		1.03	0.5000	0.5771	89.8	75	125	11/09/2023
Iron		0.0250		1.87	2.000	0.03105	92.0	75	125	11/09/2023
Manganese		0.0020		0.458	0.5000	0.01232	89.2	75	125	11/09/2023

Batch 214274 SampType: MSD Units mg/L

RPD Limit 20

SampID: 23101244-017DMSD

Analyses	Cert	RL	Qual	Result	Spike	SPK Ref Val	%REC	RPD Ref Val	%RPD	Date Analyzed
Boron		0.0250		1.04	0.5000	0.5771	92.1	1.026	1.13	11/09/2023
Iron		0.0250		1.90	2.000	0.03105	93.7	1.870	1.83	11/09/2023
Manganese		0.0020		0.470	0.5000	0.01232	91.6	0.4584	2.53	11/09/2023



Quality Control Results

<http://www.teklabinc.com/>

Client: Ramboll

Work Order: 23101244

Client Project: BAL-23Q4

Report Date: 27-Nov-23

SW-846 3005A, 6020A, METALS BY ICPMS (TOTAL)

Batch 214080 SampType: MBLK Units mg/L

SampID: MBLK-214080

Analyses	Cert	RL	Qual	Result	Spike	SPK Ref Val	%REC	Low Limit	High Limit	Date Analyzed
Antimony		0.0010		< 0.0010	0.0004	0	0	-100	100	11/02/2023
Arsenic		0.0010		< 0.0010	0.0004	0	0	-100	100	11/02/2023
Barium		0.0010		< 0.0010	0.0007	0	0	-100	100	11/02/2023
Beryllium		0.0010		< 0.0010	0.0002	0	0	-100	100	11/02/2023
Boron		0.0250		< 0.0250	0.0093	0	0	-100	100	11/02/2023
Cadmium		0.0010		< 0.0010	0.0001	0	0	-100	100	11/02/2023
Chromium		0.0015		< 0.0015	0.0007	0	0	-100	100	11/02/2023
Cobalt		0.0010		< 0.0010	0.0001	0	0	-100	100	11/02/2023
Iron		0.0250		< 0.0250	0.0115	0	0	-100	100	11/03/2023
Lead		0.0010		< 0.0010	0.0006	0	0	-100	100	11/02/2023
Lithium	*	0.0030		< 0.0030	0.0015	0	0	-100	100	11/02/2023
Manganese		0.0020		< 0.0020	0.0008	0	0	-100	100	11/02/2023
Molybdenum		0.0015		< 0.0015	0.0006	0	0	-100	100	11/02/2023
Selenium		0.0010		< 0.0010	0.0006	0	0	-100	100	11/02/2023
Thallium		0.0020		< 0.0020	0.0010	0	0	-100	100	11/02/2023

Batch 214080 SampType: LCS Units mg/L

SampID: LCS-214080

Analyses	Cert	RL	Qual	Result	Spike	SPK Ref Val	%REC	Low Limit	High Limit	Date Analyzed
Antimony		0.0010		0.557	0.5000	0	111.4	80	120	11/03/2023
Arsenic		0.0010		0.528	0.5000	0	105.6	80	120	11/02/2023
Barium		0.0010		2.06	2.000	0	103.1	80	120	11/02/2023
Beryllium		0.0010		0.0482	0.0500	0	96.4	80	120	11/02/2023
Boron		0.0250		0.505	0.5000	0	101.0	80	120	11/02/2023
Cadmium		0.0010		0.0497	0.0500	0	99.5	80	120	11/02/2023
Chromium		0.0015		0.202	0.2000	0	101.1	80	120	11/02/2023
Cobalt		0.0010		0.519	0.5000	0	103.7	80	120	11/02/2023
Iron		0.0250		2.10	2.000	0	105.0	80	120	11/03/2023
Lead		0.0010		0.490	0.5000	0	98.1	80	120	11/02/2023
Lithium	*	0.0030		0.491	0.5000	0	98.3	80	120	11/02/2023
Manganese		0.0020		0.493	0.5000	0	98.6	80	120	11/02/2023
Molybdenum		0.0015		0.475	0.5000	0	94.9	80	120	11/02/2023
Selenium		0.0010		0.516	0.5000	0	103.1	80	120	11/02/2023
Thallium		0.0020		0.237	0.2500	0	94.7	80	120	11/02/2023



Quality Control Results

<http://www.teklabinc.com/>

Client: Ramboll

Work Order: 23101244

Client Project: BAL-23Q4

Report Date: 27-Nov-23

SW-846 3005A, 6020A, METALS BY ICPMS (TOTAL)

Batch 214080 SampType: MS Units mg/L

SampID: 23101244-016CMS

Analyses	Cert	RL	Qual	Result	Spike	SPK Ref Val	%REC	Low Limit	High Limit	Date Analyzed
Antimony		0.0010		0.542	0.5000	0	108.4	75	125	11/03/2023
Arsenic		0.0010		0.547	0.5000	0	109.4	75	125	11/03/2023
Barium		0.0010		2.23	2.000	0.1217	105.2	75	125	11/03/2023
Beryllium		0.0010		0.0508	0.0500	0	101.5	75	125	11/03/2023
Boron		0.0250	S	2.67	0.5000	2.765	-18.4	75	125	11/03/2023
Cadmium		0.0010		0.0523	0.0500	0	104.5	75	125	11/03/2023
Chromium		0.0015		0.208	0.2000	0	103.9	75	125	11/03/2023
Cobalt		0.0010		0.524	0.5000	0	104.9	75	125	11/03/2023
Iron		0.0250		2.58	2.000	0.4592	106.0	75	125	11/07/2023
Lead		0.0010		0.509	0.5000	0.0007091	101.6	75	125	11/03/2023
Lithium	*	0.0030		0.621	0.5000	0.1127	101.7	75	125	11/03/2023
Manganese		0.0020		0.510	0.5000	0.01624	98.7	75	125	11/03/2023
Molybdenum		0.0015		0.522	0.5000	0	104.5	75	125	11/03/2023
Selenium		0.0010		0.535	0.5000	0	107.0	75	125	11/03/2023
Thallium		0.0020		0.250	0.2500	0	100.1	75	125	11/03/2023

Batch 214080 SampType: MSD Units mg/L

RPD Limit 20

SampID: 23101244-016CMSD

Analyses	Cert	RL	Qual	Result	Spike	SPK Ref Val	%REC	RPD Ref Val	%RPD	Date Analyzed
Antimony		0.0010		0.531	0.5000	0	106.3	0.5420	1.98	11/03/2023
Arsenic		0.0010		0.548	0.5000	0	109.6	0.5468	0.22	11/03/2023
Barium		0.0010		2.21	2.000	0.1217	104.5	2.227	0.71	11/03/2023
Beryllium		0.0010		0.0501	0.0500	0	100.2	0.05075	1.33	11/03/2023
Boron		0.0250	S	2.65	0.5000	2.765	-23.4	2.673	0.93	11/03/2023
Cadmium		0.0010		0.0503	0.0500	0	100.7	0.05226	3.76	11/03/2023
Chromium		0.0015		0.204	0.2000	0	102.2	0.2078	1.68	11/03/2023
Cobalt		0.0010		0.515	0.5000	0	103.0	0.5244	1.81	11/03/2023
Iron		0.0250		2.68	2.000	0.4592	110.9	2.579	3.74	11/07/2023
Lead		0.0010		0.511	0.5000	0.0007091	102.0	0.5087	0.39	11/03/2023
Lithium	*	0.0030		0.605	0.5000	0.1127	98.5	0.6213	2.59	11/03/2023
Manganese		0.0020		0.505	0.5000	0.01624	97.8	0.5099	0.97	11/03/2023
Molybdenum		0.0015		0.516	0.5000	0	103.2	0.5224	1.25	11/03/2023
Selenium		0.0010		0.532	0.5000	0	106.4	0.5349	0.52	11/03/2023
Thallium		0.0020		0.255	0.2500	0	102.0	0.2502	1.89	11/03/2023



Quality Control Results

<http://www.teklabinc.com/>

Client: Ramboll

Work Order: 23101244

Client Project: BAL-23Q4

Report Date: 27-Nov-23

SW-846 3005A, 6020A, METALS BY ICPMS (TOTAL)

Batch 214174 SampType: MBLK Units mg/L

SampID: MBLK-214174

Analyses	Cert	RL	Qual	Result	Spike	SPK Ref Val	%REC	Low Limit	High Limit	Date Analyzed
Antimony		0.0010		< 0.0010	0.0004	0	0	-100	100	11/07/2023
Arsenic		0.0010		< 0.0010	0.0004	0	0	-100	100	11/07/2023
Barium		0.0010		< 0.0010	0.0007	0	0	-100	100	11/07/2023
Beryllium		0.0010		< 0.0010	0.0002	0	0	-100	100	11/07/2023
Boron		0.0250		< 0.0250	0.0093	0	0	-100	100	11/07/2023
Cadmium		0.0010		< 0.0010	0.0001	0	0	-100	100	11/07/2023
Chromium		0.0015		< 0.0015	0.0007	0	0	-100	100	11/07/2023
Cobalt		0.0010		< 0.0010	0.0001	0	0	-100	100	11/07/2023
Iron		0.0250		< 0.0250	0.0115	0	0	-100	100	11/07/2023
Lead		0.0010		< 0.0010	0.0006	0	0	-100	100	11/06/2023
Lithium	*	0.0030		< 0.0030	0.0015	0	0	-100	100	11/07/2023
Manganese		0.0020		< 0.0020	0.0008	0	0	-100	100	11/07/2023
Molybdenum		0.0015		< 0.0015	0.0006	0	0	-100	100	11/07/2023
Selenium		0.0010		< 0.0010	0.0006	0	0	-100	100	11/07/2023
Thallium		0.0020		< 0.0020	0.0010	0	0	-100	100	11/06/2023

Batch 214174 SampType: LCS Units mg/L

SampID: LCS-214174

Analyses	Cert	RL	Qual	Result	Spike	SPK Ref Val	%REC	Low Limit	High Limit	Date Analyzed
Antimony		0.0010		0.535	0.5000	0	107.1	80	120	11/07/2023
Arsenic		0.0010		0.549	0.5000	0	109.9	80	120	11/07/2023
Barium		0.0010		2.09	2.000	0	104.4	80	120	11/07/2023
Beryllium		0.0010		0.0503	0.0500	0	100.6	80	120	11/07/2023
Boron		0.0250		0.512	0.5000	0	102.4	80	120	11/07/2023
Cadmium		0.0010		0.0522	0.0500	0	104.4	80	120	11/07/2023
Chromium		0.0015		0.206	0.2000	0	102.9	80	120	11/07/2023
Cobalt		0.0010		0.528	0.5000	0	105.6	80	120	11/07/2023
Iron		0.0250		1.96	2.000	0	98.0	80	120	11/07/2023
Lead		0.0010		0.493	0.5000	0	98.6	80	120	11/06/2023
Lithium	*	0.0030		0.500	0.5000	0	100.1	80	120	11/07/2023
Manganese		0.0020		0.513	0.5000	0	102.6	80	120	11/07/2023
Molybdenum		0.0015		0.498	0.5000	0	99.7	80	120	11/07/2023
Selenium		0.0010		0.547	0.5000	0	109.4	80	120	11/07/2023
Thallium		0.0020		0.254	0.2500	0	101.5	80	120	11/06/2023



Quality Control Results

<http://www.teklabinc.com/>

Client: Ramboll

Work Order: 23101244

Client Project: BAL-23Q4

Report Date: 27-Nov-23

SW-846 3005A, 6020A, METALS BY ICPMS (TOTAL)

Batch 214174 SampType: MS Units mg/L

SampID: 23101244-019BMS

Analyses	Cert	RL	Qual	Result	Spike	SPK Ref Val	%REC	Low Limit	High Limit	Date Analyzed
Antimony		0.0010		0.594	0.5000	0	118.7	75	125	11/09/2023
Arsenic		0.0010		0.573	0.5000	0.005073	113.6	75	125	11/09/2023
Barium		0.0010		2.31	2.000	0.1617	107.5	75	125	11/09/2023
Beryllium		0.0010		0.0517	0.0500	0	103.5	75	125	11/09/2023
Boron		0.0250		1.91	0.5000	1.376	105.8	75	125	11/09/2023
Cadmium		0.0010		0.0552	0.0500	0	110.4	75	125	11/09/2023
Chromium		0.0015		0.205	0.2000	0	102.5	75	125	11/09/2023
Cobalt		0.0010		0.510	0.5000	0	102.0	75	125	11/09/2023
Lead		0.0010		0.576	0.5000	0.01618	111.9	75	125	11/09/2023
Lithium	*	0.0030		0.595	0.5000	0.09205	100.7	75	125	11/09/2023
Molybdenum		0.0015		0.560	0.5000	0.01311	109.3	75	125	11/09/2023
Selenium		0.0010		0.534	0.5000	0	106.9	75	125	11/09/2023
Thallium		0.0020		0.236	0.2500	0	94.4	75	125	11/07/2023

Batch 214174 SampType: MSD Units mg/L

RPD Limit 20

SampID: 23101244-019BMSD

Analyses	Cert	RL	Qual	Result	Spike	SPK Ref Val	%REC	RPD Ref Val	%RPD	Date Analyzed
Antimony		0.0010		0.597	0.5000	0	119.4	0.5937	0.57	11/09/2023
Arsenic		0.0010		0.576	0.5000	0.005073	114.1	0.5733	0.43	11/09/2023
Barium		0.0010		2.30	2.000	0.1617	107.0	2.312	0.41	11/09/2023
Beryllium		0.0010		0.0521	0.0500	0	104.2	0.05173	0.73	11/09/2023
Boron		0.0250		1.82	0.5000	1.376	88.9	1.906	4.55	11/09/2023
Cadmium		0.0010		0.0563	0.0500	0	112.7	0.05518	2.08	11/09/2023
Chromium		0.0015		0.200	0.2000	0	100.0	0.2051	2.52	11/09/2023
Cobalt		0.0010		0.510	0.5000	0	101.9	0.5099	0.05	11/09/2023
Lead		0.0010		0.562	0.5000	0.01618	109.1	0.5759	2.47	11/09/2023
Lithium	*	0.0030		0.597	0.5000	0.09205	101.1	0.5954	0.36	11/09/2023
Molybdenum		0.0015		0.570	0.5000	0.01311	111.5	0.5595	1.92	11/09/2023
Selenium		0.0010		0.551	0.5000	0	110.2	0.5345	3.06	11/09/2023
Thallium		0.0020		0.227	0.2500	0	90.6	0.2360	4.09	11/07/2023



Quality Control Results

<http://www.teklabinc.com/>

Client: Ramboll

Work Order: 23101244

Client Project: BAL-23Q4

Report Date: 27-Nov-23

SW-846 3005A, 6020A, METALS BY ICPMS (TOTAL)

Batch 214197 SampType: MBLK Units mg/L

SampID: MBLK-214197

Analyses	Cert	RL	Qual	Result	Spike	SPK Ref Val	%REC	Low Limit	High Limit	Date Analyzed
Antimony		0.0010		< 0.0010	0.0004	0	0	-100	100	11/06/2023
Arsenic		0.0010		< 0.0010	0.0004	0	0	-100	100	11/06/2023
Barium		0.0010		< 0.0010	0.0007	0	0	-100	100	11/06/2023
Beryllium		0.0010		< 0.0010	0.0002	0	0	-100	100	11/07/2023
Boron		0.0250		< 0.0250	0.0093	0	0	-100	100	11/07/2023
Cadmium		0.0010		< 0.0010	0.0001	0	0	-100	100	11/06/2023
Chromium		0.0015		< 0.0015	0.0007	0	0	-100	100	11/07/2023
Cobalt		0.0010		< 0.0010	0.0001	0	0	-100	100	11/07/2023
Iron		0.0250		< 0.0250	0.0115	0	0	-100	100	11/07/2023
Lead		0.0010		< 0.0010	0.0006	0	0	-100	100	11/06/2023
Lithium	*	0.0030		< 0.0030	0.0015	0	0	-100	100	11/07/2023
Manganese		0.0020		< 0.0020	0.0008	0	0	-100	100	11/07/2023
Molybdenum		0.0015		< 0.0015	0.0006	0	0	-100	100	11/06/2023
Selenium		0.0010		< 0.0010	0.0006	0	0	-100	100	11/06/2023
Thallium		0.0020		< 0.0020	0.0010	0	0	-100	100	11/06/2023

Batch 214197 SampType: LCS Units mg/L

SampID: LCS-214197

Analyses	Cert	RL	Qual	Result	Spike	SPK Ref Val	%REC	Low Limit	High Limit	Date Analyzed
Antimony		0.0010		0.525	0.5000	0	105.1	80	120	11/06/2023
Arsenic		0.0010		0.542	0.5000	0	108.5	80	120	11/07/2023
Barium		0.0010		2.08	2.000	0	103.9	80	120	11/06/2023
Beryllium		0.0010		0.0500	0.0500	0	100.0	80	120	11/07/2023
Boron		0.0250		0.515	0.5000	0	102.9	80	120	11/07/2023
Cadmium		0.0010		0.0517	0.0500	0	103.4	80	120	11/07/2023
Chromium		0.0015		0.209	0.2000	0	104.4	80	120	11/07/2023
Cobalt		0.0010		0.525	0.5000	0	105.1	80	120	11/07/2023
Iron		0.0250		1.96	2.000	0	97.9	80	120	11/07/2023
Lead		0.0010		0.486	0.5000	0	97.1	80	120	11/06/2023
Lithium	*	0.0030		0.499	0.5000	0	99.8	80	120	11/07/2023
Manganese		0.0020		0.506	0.5000	0	101.2	80	120	11/07/2023
Molybdenum		0.0015		0.492	0.5000	0	98.4	80	120	11/07/2023
Selenium		0.0010		0.536	0.5000	0	107.2	80	120	11/07/2023
Thallium		0.0020		0.248	0.2500	0	99.0	80	120	11/06/2023



Quality Control Results

<http://www.teklabinc.com/>

Client: Ramboll

Work Order: 23101244

Client Project: BAL-23Q4

Report Date: 27-Nov-23

SW-846 3005A, 6020A, METALS BY ICPMS (TOTAL)

Batch 214197 SampType: MS Units mg/L
SampID: 23101244-003CMS

Analyses	Cert	RL	Qual	Result	Spike	SPK Ref Val	%REC	Low Limit	High Limit	Date Analyzed
Antimony		0.0010		0.564	0.5000	0	112.8	75	125	11/07/2023
Arsenic		0.0010		0.543	0.5000	0.0005294	108.5	75	125	11/07/2023
Barium		0.0010		2.17	2.000	0.01623	107.8	75	125	11/07/2023
Beryllium		0.0010		0.0511	0.0500	0	102.1	75	125	11/07/2023
Boron		0.0250	S	4.38	0.5000	3.589	158.8	75	125	11/07/2023
Cadmium		0.0010		0.0521	0.0500	0	104.3	75	125	11/07/2023
Chromium		0.0015		0.206	0.2000	0.0007481	102.7	75	125	11/07/2023
Cobalt		0.0010		0.518	0.5000	0	103.6	75	125	11/07/2023
Iron		0.0250		2.27	2.000	0.1568	105.4	75	125	11/07/2023
Lead		0.0010		0.546	0.5000	0	109.1	75	125	11/07/2023
Lithium	*	0.0030		0.557	0.5000	0.04761	101.9	75	125	11/07/2023
Manganese		0.0020		0.505	0.5000	0.008779	99.3	75	125	11/07/2023
Molybdenum		0.0015		0.518	0.5000	0.001826	103.2	75	125	11/07/2023
Selenium		0.0010		0.522	0.5000	0.0008227	104.2	75	125	11/07/2023
Thallium		0.0020		0.238	0.2500	0	95.2	75	125	11/06/2023

Batch 214197 SampType: MSD Units mg/L
SampID: 23101244-003CMSD

RPD Limit 20

Analyses	Cert	RL	Qual	Result	Spike	SPK Ref Val	%REC	RPD Ref Val	%RPD	Date Analyzed
Antimony		0.0010		0.553	0.5000	0	110.5	0.5640	2.05	11/07/2023
Arsenic		0.0010		0.550	0.5000	0.0005294	109.9	0.5432	1.22	11/07/2023
Barium		0.0010		2.16	2.000	0.01623	107.3	2.171	0.39	11/07/2023
Beryllium		0.0010		0.0508	0.0500	0	101.6	0.05107	0.54	11/07/2023
Boron		0.0250	S	4.34	0.5000	3.589	149.5	4.383	1.07	11/07/2023
Cadmium		0.0010		0.0519	0.0500	0	103.8	0.05213	0.49	11/07/2023
Chromium		0.0015		0.205	0.2000	0.0007481	102.1	0.2062	0.58	11/07/2023
Cobalt		0.0010		0.511	0.5000	0	102.2	0.5181	1.43	11/07/2023
Iron		0.0250		2.19	2.000	0.1568	101.8	2.266	3.31	11/07/2023
Lead		0.0010		0.536	0.5000	0	107.2	0.5457	1.82	11/07/2023
Lithium	*	0.0030		0.538	0.5000	0.04761	98.0	0.5573	3.61	11/07/2023
Manganese		0.0020		0.505	0.5000	0.008779	99.2	0.5053	0.10	11/07/2023
Molybdenum		0.0015		0.524	0.5000	0.001826	104.4	0.5179	1.18	11/07/2023
Selenium		0.0010		0.533	0.5000	0.0008227	106.5	0.5216	2.18	11/07/2023
Thallium		0.0020		0.241	0.2500	0	96.4	0.2381	1.20	11/07/2023



Quality Control Results

<http://www.teklabinc.com/>

Client: Ramboll

Work Order: 23101244

Client Project: BAL-23Q4

Report Date: 27-Nov-23

SW-846 3005A, 6020A, METALS BY ICPMS (TOTAL)

Batch 214197 SampType: MS Units mg/L

SampID: 23101244-006CMS

Analyses	Cert	RL	Qual	Result	Spike	SPK Ref Val	%REC	Low Limit	High Limit	Date Analyzed
Antimony		0.0010		0.558	0.5000	0	111.6	75	125	11/07/2023
Arsenic		0.0010		0.531	0.5000	0	106.3	75	125	11/07/2023
Barium		0.0010		2.21	2.000	0.03350	108.6	75	125	11/07/2023
Beryllium		0.0010		0.0507	0.0500	0	101.3	75	125	11/07/2023
Boron		0.0250		0.549	0.5000	0.02281	105.2	75	125	11/07/2023
Cadmium		0.0010		0.0530	0.0500	0	105.9	75	125	11/07/2023
Chromium		0.0015		0.208	0.2000	0.001058	103.5	75	125	11/07/2023
Cobalt		0.0010		0.516	0.5000	0.0001287	103.1	75	125	11/07/2023
Iron		0.0250		2.40	2.000	0.2426	108.0	75	125	11/07/2023
Lead		0.0010		0.534	0.5000	0	106.8	75	125	11/07/2023
Lithium	*	0.0030		0.511	0.5000	0.003717	101.5	75	125	11/07/2023
Manganese		0.0020		0.517	0.5000	0.01137	101.1	75	125	11/07/2023
Molybdenum		0.0015		0.501	0.5000	0	100.1	75	125	11/07/2023
Selenium		0.0010		0.534	0.5000	0.002433	106.2	75	125	11/07/2023
Thallium		0.0020		0.251	0.2500	0	100.6	75	125	11/07/2023

Batch 214197 SampType: MSD Units mg/L

RPD Limit 20

SampID: 23101244-006CMSD

Analyses	Cert	RL	Qual	Result	Spike	SPK Ref Val	%REC	RPD Ref Val	%RPD	Date Analyzed
Antimony		0.0010		0.541	0.5000	0	108.2	0.5581	3.12	11/07/2023
Arsenic		0.0010		0.590	0.5000	0	118.1	0.5313	10.53	11/07/2023
Barium		0.0010		2.14	2.000	0.03350	105.3	2.206	3.04	11/07/2023
Beryllium		0.0010		0.0519	0.0500	0	103.8	0.05067	2.44	11/07/2023
Boron		0.0250		0.536	0.5000	0.02281	102.6	0.5490	2.47	11/07/2023
Cadmium		0.0010		0.0527	0.0500	0	105.5	0.05296	0.44	11/07/2023
Chromium		0.0015		0.211	0.2000	0.001058	105.1	0.2080	1.54	11/07/2023
Cobalt		0.0010		0.538	0.5000	0.0001287	107.6	0.5155	4.25	11/07/2023
Iron		0.0250		2.40	2.000	0.2426	107.9	2.402	0.04	11/07/2023
Lead		0.0010		0.523	0.5000	0	104.7	0.5340	2.03	11/07/2023
Lithium	*	0.0030		0.498	0.5000	0.003717	98.9	0.5112	2.52	11/07/2023
Manganese		0.0020		0.527	0.5000	0.01137	103.2	0.5168	2.05	11/07/2023
Molybdenum		0.0015		0.522	0.5000	0	104.3	0.5005	4.12	11/07/2023
Selenium		0.0010		0.582	0.5000	0.002433	115.9	0.5337	8.69	11/07/2023
Thallium		0.0020		0.249	0.2500	0	99.7	0.2515	0.92	11/07/2023



Quality Control Results

<http://www.teklabinc.com/>

Client: Ramboll

Work Order: 23101244

Client Project: BAL-23Q4

Report Date: 27-Nov-23

SW-846 3005A, 6020A, METALS BY ICPMS (TOTAL)

Batch 214219 SampType: MBLK Units mg/L

SampID: MBLK-214219

Analyses	Cert	RL	Qual	Result	Spike	SPK Ref Val	%REC	Low Limit	High Limit	Date Analyzed
Antimony		0.0010		< 0.0010	0.0004	0	0	-100	100	11/07/2023
Arsenic		0.0010		< 0.0010	0.0004	0	0	-100	100	11/07/2023
Barium		0.0010		< 0.0010	0.0007	0	0	-100	100	11/07/2023
Beryllium		0.0010		< 0.0010	0.0002	0	0	-100	100	11/07/2023
Boron		0.0250		< 0.0250	0.0093	0	0	-100	100	11/07/2023
Cadmium		0.0010		< 0.0010	0.0001	0	0	-100	100	11/07/2023
Chromium		0.0015		< 0.0015	0.0007	0	0	-100	100	11/07/2023
Cobalt		0.0010		< 0.0010	0.0001	0	0	-100	100	11/07/2023
Iron		0.0250		< 0.0250	0.0115	0	0	-100	100	11/07/2023
Lead		0.0010		< 0.0010	0.0006	0	0	-100	100	11/06/2023
Lithium	*	0.0030		< 0.0030	0.0015	0	0	-100	100	11/07/2023
Manganese		0.0020		< 0.0020	0.0008	0	0	-100	100	11/07/2023
Molybdenum		0.0015		< 0.0015	0.0006	0	0	-100	100	11/07/2023
Selenium		0.0010		< 0.0010	0.0006	0	0	-100	100	11/07/2023
Thallium		0.0020		< 0.0020	0.0010	0	0	-100	100	11/06/2023

Batch 214219 SampType: LCS Units mg/L

SampID: LCS-214219

Analyses	Cert	RL	Qual	Result	Spike	SPK Ref Val	%REC	Low Limit	High Limit	Date Analyzed
Antimony		0.0010		0.568	0.5000	0	113.6	80	120	11/07/2023
Arsenic		0.0010		0.539	0.5000	0	107.8	80	120	11/07/2023
Barium		0.0010		2.14	2.000	0	107.1	80	120	11/07/2023
Beryllium		0.0010		0.0511	0.0500	0	102.1	80	120	11/07/2023
Boron		0.0250		0.525	0.5000	0	105.0	80	120	11/07/2023
Cadmium		0.0010		0.0537	0.0500	0	107.5	80	120	11/07/2023
Chromium		0.0015		0.209	0.2000	0	104.3	80	120	11/07/2023
Cobalt		0.0010		0.531	0.5000	0	106.1	80	120	11/07/2023
Iron		0.0250		1.93	2.000	0	96.5	80	120	11/07/2023
Lead		0.0010		0.481	0.5000	0	96.3	80	120	11/06/2023
Lithium	*	0.0030		0.507	0.5000	0	101.4	80	120	11/07/2023
Manganese		0.0020		0.510	0.5000	0	102.0	80	120	11/07/2023
Molybdenum		0.0015		0.498	0.5000	0	99.7	80	120	11/07/2023
Selenium		0.0010		0.538	0.5000	0	107.5	80	120	11/07/2023
Thallium		0.0020		0.254	0.2500	0	101.8	80	120	11/06/2023



Quality Control Results

<http://www.teklabinc.com/>

Client: Ramboll

Work Order: 23101244

Client Project: BAL-23Q4

Report Date: 27-Nov-23

SW-846 3005A, 6020A, METALS BY ICPMS (TOTAL)

Batch 214219 SampType: MS Units mg/L

SampID: 23101244-012CMS

Analyses	Cert	RL	Qual	Result	Spike	SPK Ref Val	%REC	Low Limit	High Limit	Date Analyzed
Antimony		0.0010		0.581	0.5000	0	116.3	75	125	11/09/2023
Arsenic		0.0010		0.571	0.5000	0	114.3	75	125	11/09/2023
Barium		0.0010		2.26	2.000	0.1573	105.3	75	125	11/09/2023
Beryllium		0.0010		0.0526	0.0500	0	105.1	75	125	11/09/2023
Boron		0.0250		0.602	0.5000	0.08530	103.4	75	125	11/09/2023
Cadmium		0.0010		0.0560	0.0500	0	111.9	75	125	11/09/2023
Chromium		0.0015		0.206	0.2000	0.001937	102.2	75	125	11/09/2023
Cobalt		0.0010		0.515	0.5000	0	103.0	75	125	11/09/2023
Iron		0.0250		2.03	2.000	0.02356	100.2	75	125	11/09/2023
Lead		0.0010		0.502	0.5000	0	100.5	75	125	11/07/2023
Lithium	*	0.0030		0.544	0.5000	0.03277	102.3	75	125	11/09/2023
Manganese		0.0020		0.502	0.5000	0.001381	100.1	75	125	11/09/2023
Molybdenum		0.0015		0.519	0.5000	0.007057	102.5	75	125	11/09/2023
Selenium		0.0010		0.560	0.5000	0	112.0	75	125	11/09/2023
Thallium		0.0020		0.249	0.2500	0	99.6	75	125	11/07/2023

Batch 214219 SampType: MSD Units mg/L

RPD Limit 20

SampID: 23101244-012CMSD

Analyses	Cert	RL	Qual	Result	Spike	SPK Ref Val	%REC	RPD Ref Val	%RPD	Date Analyzed
Antimony		0.0010		0.572	0.5000	0	114.4	0.5814	1.65	11/09/2023
Arsenic		0.0010		0.578	0.5000	0	115.7	0.5715	1.19	11/09/2023
Barium		0.0010		2.29	2.000	0.1573	106.5	2.264	1.02	11/09/2023
Beryllium		0.0010		0.0503	0.0500	0	100.7	0.05256	4.33	11/09/2023
Boron		0.0250		0.589	0.5000	0.08530	100.7	0.6024	2.26	11/09/2023
Cadmium		0.0010		0.0559	0.0500	0	111.8	0.05596	0.08	11/09/2023
Chromium		0.0015		0.208	0.2000	0.001937	102.8	0.2063	0.60	11/09/2023
Cobalt		0.0010		0.519	0.5000	0	103.8	0.5151	0.74	11/09/2023
Iron		0.0250		1.96	2.000	0.02356	96.9	2.027	3.31	11/09/2023
Lead		0.0010		0.489	0.5000	0	97.8	0.5023	2.67	11/07/2023
Lithium	*	0.0030		0.560	0.5000	0.03277	105.4	0.5444	2.79	11/09/2023
Manganese		0.0020		0.510	0.5000	0.001381	101.6	0.5017	1.57	11/09/2023
Molybdenum		0.0015		0.519	0.5000	0.007057	102.4	0.5194	0.03	11/09/2023
Selenium		0.0010		0.565	0.5000	0	112.9	0.5601	0.81	11/09/2023
Thallium		0.0020		0.246	0.2500	0	98.5	0.2490	1.13	11/07/2023



Quality Control Results

<http://www.teklabinc.com/>

Client: Ramboll

Work Order: 23101244

Client Project: BAL-23Q4

Report Date: 27-Nov-23

SW-846 3005A, 6020A, METALS BY ICPMS (TOTAL)

Batch 214219 SampType: MS Units mg/L

SampID: 23101244-014CMS

Analyses	Cert	RL	Qual	Result	Spike	SPK Ref Val	%REC	Low Limit	High Limit	Date Analyzed
Antimony		0.0010		0.559	0.5000	0	111.8	75	125	11/09/2023
Arsenic		0.0010		0.552	0.5000	0.009845	108.3	75	125	11/09/2023
Barium		0.0010		2.08	2.000	0.003466	103.8	75	125	11/09/2023
Beryllium		0.0010		0.0520	0.0500	0	103.9	75	125	11/09/2023
Boron		0.0250		0.920	0.5000	0.4249	99.0	75	125	11/09/2023
Cadmium		0.0010		0.0546	0.0500	0	109.2	75	125	11/09/2023
Chromium		0.0015		0.202	0.2000	0	100.8	75	125	11/09/2023
Cobalt		0.0010		0.508	0.5000	0	101.5	75	125	11/09/2023
Iron		0.0250		1.88	2.000	0.01881	93.0	75	125	11/09/2023
Lead		0.0010		0.489	0.5000	0	97.8	75	125	11/07/2023
Lithium	*	0.0030		0.531	0.5000	0.01990	102.3	75	125	11/09/2023
Manganese		0.0020		0.495	0.5000	0	99.0	75	125	11/09/2023
Molybdenum		0.0015		0.523	0.5000	0.01788	101.1	75	125	11/09/2023
Selenium		0.0010		0.558	0.5000	0.0008322	111.5	75	125	11/09/2023
Thallium		0.0020		0.246	0.2500	0	98.5	75	125	11/07/2023

Batch 214219 SampType: MSD Units mg/L

RPD Limit 20

SampID: 23101244-014CMSD

Analyses	Cert	RL	Qual	Result	Spike	SPK Ref Val	%REC	RPD Ref Val	%RPD	Date Analyzed
Antimony		0.0010		0.578	0.5000	0	115.6	0.5591	3.31	11/09/2023
Arsenic		0.0010		0.554	0.5000	0.009845	108.8	0.5515	0.41	11/09/2023
Barium		0.0010		2.13	2.000	0.003466	106.2	2.080	2.28	11/09/2023
Beryllium		0.0010		0.0521	0.0500	0	104.3	0.05197	0.32	11/09/2023
Boron		0.0250		0.950	0.5000	0.4249	105.0	0.9199	3.19	11/09/2023
Cadmium		0.0010		0.0562	0.0500	0	112.4	0.05458	2.95	11/09/2023
Chromium		0.0015		0.203	0.2000	0	101.7	0.2016	0.88	11/09/2023
Cobalt		0.0010		0.498	0.5000	0	99.7	0.5076	1.85	11/09/2023
Iron		0.0250		1.89	2.000	0.01881	93.6	1.878	0.69	11/09/2023
Lead		0.0010		0.479	0.5000	0	95.8	0.4889	2.07	11/07/2023
Lithium	*	0.0030		0.524	0.5000	0.01990	100.9	0.5315	1.34	11/09/2023
Manganese		0.0020		0.491	0.5000	0	98.2	0.4949	0.76	11/09/2023
Molybdenum		0.0015		0.515	0.5000	0.01788	99.5	0.5233	1.57	11/09/2023
Selenium		0.0010		0.535	0.5000	0.0008322	106.8	0.5582	4.28	11/09/2023
Thallium		0.0020		0.243	0.2500	0	97.0	0.2462	1.51	11/07/2023



Quality Control Results

<http://www.teklabinc.com/>

Client: Ramboll

Work Order: 23101244

Client Project: BAL-23Q4

Report Date: 27-Nov-23

SW-846 3005A, 6020A, METALS BY ICPMS (TOTAL)

Batch 214220 SampType: MBLK Units mg/L

SampID: MBLK-214220

Analyses	Cert	RL	Qual	Result	Spike	SPK Ref Val	%REC	Low Limit	High Limit	Date Analyzed
Antimony		0.0010		< 0.0010	0.0004	0	0	-100	100	11/06/2023
Arsenic		0.0010		< 0.0010	0.0004	0	0	-100	100	11/06/2023
Barium		0.0010		< 0.0010	0.0007	0	0	-100	100	11/06/2023
Beryllium		0.0010		< 0.0010	0.0002	0	0	-100	100	11/06/2023
Boron		0.0250		< 0.0250	0.0093	0	0	-100	100	11/06/2023
Cadmium		0.0010		< 0.0010	0.0001	0	0	-100	100	11/06/2023
Chromium		0.0015		< 0.0015	0.0007	0	0	-100	100	11/06/2023
Cobalt		0.0010		< 0.0010	0.0001	0	0	-100	100	11/06/2023
Lead		0.0010		< 0.0010	0.0006	0	0	-100	100	11/06/2023
Lithium	*	0.0030		< 0.0030	0.0015	0	0	-100	100	11/06/2023
Molybdenum		0.0015	S	0.0036	0.0006	0	607.5	-100	100	11/07/2023
Selenium		0.0010		< 0.0010	0.0006	0	0	-100	100	11/06/2023
Thallium		0.0020		< 0.0020	0.0010	0	0	-100	100	11/06/2023

Batch 214220 SampType: LCS Units mg/L

SampID: LCS-214220

Analyses	Cert	RL	Qual	Result	Spike	SPK Ref Val	%REC	Low Limit	High Limit	Date Analyzed
Antimony		0.0010		0.513	0.5000	0	102.5	80	120	11/06/2023
Arsenic		0.0010		0.540	0.5000	0	108.1	80	120	11/07/2023
Barium		0.0010		2.05	2.000	0	102.4	80	120	11/06/2023
Beryllium		0.0010		0.0478	0.0500	0	95.6	80	120	11/07/2023
Boron		0.0250		0.484	0.5000	0	96.9	80	120	11/07/2023
Cadmium		0.0010		0.0528	0.0500	0	105.6	80	120	11/07/2023
Chromium		0.0015		0.204	0.2000	0	102.0	80	120	11/07/2023
Cobalt		0.0010		0.520	0.5000	0	104.0	80	120	11/07/2023
Lead		0.0010		0.484	0.5000	0	96.8	80	120	11/06/2023
Lithium	*	0.0030		0.479	0.5000	0	95.7	80	120	11/07/2023
Molybdenum		0.0015	B	0.495	0.5000	0	99.1	80	120	11/07/2023
Selenium		0.0010		0.530	0.5000	0	105.9	80	120	11/07/2023
Thallium		0.0020		0.252	0.2500	0	100.6	80	120	11/06/2023



Quality Control Results

<http://www.teklabinc.com/>

Client: Ramboll

Work Order: 23101244

Client Project: BAL-23Q4

Report Date: 27-Nov-23

SW-846 3005A, 6020A, METALS BY ICPMS (TOTAL)

Batch 214220 SampType: MS Units mg/L

SampID: 23101244-018BMS

Analyses	Cert	RL	Qual	Result	Spike	SPK Ref Val	%REC	Low Limit	High Limit	Date Analyzed
Antimony		0.0010		0.554	0.5000	0.0005893	110.7	75	125	11/06/2023
Arsenic		0.0010		0.545	0.5000	0.0005102	108.9	75	125	11/07/2023
Barium		0.0010		2.14	2.000	0.03816	105.1	75	125	11/06/2023
Beryllium		0.0010		0.0503	0.0500	0	100.6	75	125	11/07/2023
Cadmium		0.0010		0.0526	0.0500	0	105.1	75	125	11/07/2023
Chromium		0.0015		0.202	0.2000	0	101.1	75	125	11/07/2023
Cobalt		0.0010		0.520	0.5000	0	103.9	75	125	11/07/2023
Lead		0.0010		0.523	0.5000	0	104.7	75	125	11/06/2023
Lithium	*	0.0030		0.542	0.5000	0.05087	98.2	75	125	11/07/2023
Molybdenum		0.0015	B	0.509	0.5000	0.001184	101.5	75	125	11/07/2023
Selenium		0.0010		0.524	0.5000	0	104.8	75	125	11/07/2023
Thallium		0.0020		0.237	0.2500	0	94.7	75	125	11/06/2023

Batch 214220 SampType: MSD Units mg/L

RPD Limit 20

SampID: 23101244-018BMUSD

Analyses	Cert	RL	Qual	Result	Spike	SPK Ref Val	%REC	RPD Ref Val	%RPD	Date Analyzed
Antimony		0.0010		0.547	0.5000	0.0005893	109.3	0.5543	1.30	11/06/2023
Arsenic		0.0010		0.547	0.5000	0.0005102	109.2	0.5448	0.33	11/07/2023
Barium		0.0010		2.12	2.000	0.03816	104.2	2.140	0.86	11/06/2023
Beryllium		0.0010		0.0487	0.0500	0	97.3	0.05032	3.36	11/07/2023
Cadmium		0.0010		0.0514	0.0500	0	102.8	0.05256	2.18	11/07/2023
Chromium		0.0015		0.200	0.2000	0	100.1	0.2023	1.06	11/07/2023
Cobalt		0.0010		0.513	0.5000	0	102.5	0.5197	1.35	11/07/2023
Lead		0.0010		0.508	0.5000	0	101.7	0.5233	2.90	11/06/2023
Lithium	*	0.0030		0.535	0.5000	0.05087	96.8	0.5418	1.33	11/07/2023
Molybdenum		0.0015	B	0.522	0.5000	0.001184	104.1	0.5085	2.54	11/07/2023
Selenium		0.0010		0.533	0.5000	0	106.7	0.5241	1.75	11/07/2023
Thallium		0.0020		0.235	0.2500	0	94.1	0.2369	0.69	11/06/2023



Quality Control Results

<http://www.teklabinc.com/>

Client: Ramboll

Work Order: 23101244

Client Project: BAL-23Q4

Report Date: 27-Nov-23

SW-846 3005A, 6020A, METALS BY ICPMS (TOTAL)

Batch 214220 SampType: MS Units mg/L

SampID: 23101244-020BMS

Analyses	Cert	RL	Qual	Result	Spike	SPK Ref Val	%REC	Low Limit	High Limit	Date Analyzed
Antimony		0.0010		0.545	0.5000	0.0006139	108.9	75	125	11/06/2023
Arsenic		0.0010		0.555	0.5000	0.0004317	110.9	75	125	11/07/2023
Barium		0.0010		2.14	2.000	0.05467	104.4	75	125	11/06/2023
Beryllium		0.0010		0.0507	0.0500	0	101.3	75	125	11/07/2023
Boron		0.0250		2.43	0.5000	1.808	124.1	75	125	11/07/2023
Cadmium		0.0010		0.0513	0.0500	0	102.7	75	125	11/07/2023
Chromium		0.0015		0.207	0.2000	0	103.3	75	125	11/07/2023
Cobalt		0.0010		0.517	0.5000	0.0003494	103.4	75	125	11/07/2023
Lead		0.0010		0.506	0.5000	0	101.3	75	125	11/06/2023
Lithium	*	0.0030		0.515	0.5000	0.01786	99.5	75	125	11/07/2023
Selenium		0.0010		0.533	0.5000	0	106.7	75	125	11/07/2023
Thallium		0.0020		0.238	0.2500	0	95.2	75	125	11/06/2023

Batch 214220 SampType: MSD Units mg/L

RPD Limit 20

SampID: 23101244-020BMSD

Analyses	Cert	RL	Qual	Result	Spike	SPK Ref Val	%REC	RPD Ref Val	%RPD	Date Analyzed
Antimony		0.0010		0.563	0.5000	0.0006139	112.4	0.5453	3.16	11/06/2023
Arsenic		0.0010		0.554	0.5000	0.0004317	110.7	0.5550	0.20	11/07/2023
Barium		0.0010		2.18	2.000	0.05467	106.1	2.142	1.61	11/06/2023
Beryllium		0.0010		0.0491	0.0500	0	98.2	0.05067	3.18	11/07/2023
Boron		0.0250		2.37	0.5000	1.808	112.8	2.428	2.34	11/07/2023
Cadmium		0.0010		0.0509	0.0500	0	101.9	0.05133	0.77	11/07/2023
Chromium		0.0015		0.198	0.2000	0	99.2	0.2066	4.04	11/07/2023
Cobalt		0.0010		0.508	0.5000	0.0003494	101.6	0.5173	1.76	11/07/2023
Lead		0.0010		0.503	0.5000	0	100.6	0.5064	0.67	11/06/2023
Lithium	*	0.0030		0.503	0.5000	0.01786	97.0	0.5153	2.47	11/07/2023
Selenium		0.0010		0.537	0.5000	0	107.4	0.5334	0.71	11/07/2023
Thallium		0.0020		0.241	0.2500	0	96.4	0.2381	1.23	11/06/2023



Quality Control Results

<http://www.teklabinc.com/>

Client: Ramboll

Work Order: 23101244

Client Project: BAL-23Q4

Report Date: 27-Nov-23

SW-846 3005A, 6020A, METALS BY ICPMS (TOTAL)

Batch 214221 SampType: MBLK Units mg/L

SampID: MBLK-214221

Analyses	Cert	RL	Qual	Result	Spike	SPK Ref Val	%REC	Low Limit	High Limit	Date Analyzed
Antimony		0.0010		< 0.0010	0.0004	0	0	-100	100	11/07/2023
Arsenic		0.0010		< 0.0010	0.0004	0	0	-100	100	11/07/2023
Barium		0.0010		< 0.0010	0.0007	0	0	-100	100	11/07/2023
Beryllium		0.0010		< 0.0010	0.0002	0	0	-100	100	11/07/2023
Boron		0.0250		< 0.0250	0.0093	0	0	-100	100	11/07/2023
Cadmium		0.0010		< 0.0010	0.0001	0	0	-100	100	11/07/2023
Chromium		0.0015		< 0.0015	0.0007	0	0	-100	100	11/07/2023
Cobalt		0.0010		< 0.0010	0.0001	0	0	-100	100	11/07/2023
Lead		0.0010		< 0.0010	0.0006	0	0	-100	100	11/06/2023
Lithium	*	0.0030		< 0.0030	0.0015	0	0	-100	100	11/07/2023
Molybdenum		0.0015		< 0.0015	0.0006	0	0	-100	100	11/07/2023
Selenium		0.0010		< 0.0010	0.0006	0	0	-100	100	11/07/2023
Thallium		0.0020		< 0.0020	0.0010	0	0	-100	100	11/06/2023

Batch 214221 SampType: LCS Units mg/L

SampID: LCS-214221

Analyses	Cert	RL	Qual	Result	Spike	SPK Ref Val	%REC	Low Limit	High Limit	Date Analyzed
Antimony		0.0010		0.560	0.5000	0	112.0	80	120	11/07/2023
Arsenic		0.0010		0.580	0.5000	0	116.1	80	120	11/07/2023
Barium		0.0010		2.15	2.000	0	107.7	80	120	11/07/2023
Beryllium		0.0010		0.0508	0.0500	0	101.7	80	120	11/07/2023
Boron		0.0250		0.526	0.5000	0	105.1	80	120	11/07/2023
Cadmium		0.0010		0.0534	0.0500	0	106.9	80	120	11/07/2023
Chromium		0.0015		0.216	0.2000	0	107.9	80	120	11/07/2023
Cobalt		0.0010		0.549	0.5000	0	109.8	80	120	11/07/2023
Lead		0.0010		0.499	0.5000	0	99.7	80	120	11/06/2023
Lithium	*	0.0030		0.511	0.5000	0	102.3	80	120	11/07/2023
Molybdenum		0.0015		0.523	0.5000	0	104.5	80	120	11/07/2023
Selenium		0.0010		0.569	0.5000	0	113.8	80	120	11/07/2023
Thallium		0.0020		0.251	0.2500	0	100.5	80	120	11/06/2023



Quality Control Results

<http://www.teklabinc.com/>

Client: Ramboll

Work Order: 23101244

Client Project: BAL-23Q4

Report Date: 27-Nov-23

SW-846 3005A, 6020A, METALS BY ICPMS (TOTAL)

Batch 214221 SampType: MS Units mg/L

SampID: 23101244-021BMS

Analyses	Cert	RL	Qual	Result	Spike	SPK Ref Val	%REC	Low Limit	High Limit	Date Analyzed
Antimony		0.0010		0.570	0.5000	0.0005011	113.9	75	125	11/08/2023
Arsenic		0.0010		0.559	0.5000	0.008029	110.1	75	125	11/08/2023
Barium		0.0010		2.12	2.000	0.007382	105.8	75	125	11/08/2023
Beryllium		0.0010		0.0492	0.0500	0	98.5	75	125	11/08/2023
Boron		0.0250		1.46	0.5000	0.8875	114.1	75	125	11/08/2023
Cadmium		0.0010		0.0531	0.0500	0	106.3	75	125	11/08/2023
Chromium		0.0015		0.200	0.2000	0	100.1	75	125	11/08/2023
Cobalt		0.0010		0.509	0.5000	0	101.7	75	125	11/08/2023
Lead		0.0010		0.546	0.5000	0	109.2	75	125	11/08/2023
Lithium	*	0.0030		0.592	0.5000	0.04230	110.0	75	125	11/08/2023
Molybdenum		0.0015		0.530	0.5000	0.005998	104.9	75	125	11/08/2023
Selenium		0.0010		0.519	0.5000	0	103.8	75	125	11/08/2023

Batch 214221 SampType: MSD Units mg/L

RPD Limit 20

SampID: 23101244-021BMSD

Analyses	Cert	RL	Qual	Result	Spike	SPK Ref Val	%REC	RPD Ref Val	%RPD	Date Analyzed
Antimony		0.0010		0.555	0.5000	0.0005011	110.9	0.5701	2.67	11/08/2023
Arsenic		0.0010		0.554	0.5000	0.008029	109.2	0.5585	0.77	11/08/2023
Barium		0.0010		2.08	2.000	0.007382	103.9	2.123	1.80	11/08/2023
Beryllium		0.0010		0.0496	0.0500	0	99.2	0.04923	0.74	11/08/2023
Boron		0.0250		1.43	0.5000	0.8875	109.1	1.458	1.73	11/08/2023
Cadmium		0.0010		0.0518	0.0500	0	103.7	0.05314	2.50	11/08/2023
Chromium		0.0015		0.200	0.2000	0	100.1	0.2003	0.07	11/08/2023
Cobalt		0.0010		0.504	0.5000	0	100.9	0.5087	0.85	11/08/2023
Lead		0.0010		0.535	0.5000	0	107.1	0.5462	1.98	11/08/2023
Lithium	*	0.0030		0.587	0.5000	0.04230	108.9	0.5922	0.90	11/08/2023
Molybdenum		0.0015		0.525	0.5000	0.005998	103.8	0.5303	1.00	11/08/2023
Selenium		0.0010		0.518	0.5000	0	103.6	0.5189	0.21	11/08/2023



Quality Control Results

<http://www.teklabinc.com/>

Client: Ramboll

Work Order: 23101244

Client Project: BAL-23Q4

Report Date: 27-Nov-23

SW-846 3005A, 6020A, METALS BY ICPMS (TOTAL)

Batch 214221 SampType: MS Units mg/L

SampID: 23101244-022BMS

Analyses	Cert	RL	Qual	Result	Spike	SPK Ref Val	%REC	Low Limit	High Limit	Date Analyzed
Antimony		0.0010		0.574	0.5000	0	114.7	75	125	11/09/2023
Arsenic		0.0010		0.555	0.5000	0.0005778	110.9	75	125	11/09/2023
Barium		0.0010		2.13	2.000	0.02852	105.2	75	125	11/09/2023
Beryllium		0.0010		0.0497	0.0500	0	99.4	75	125	11/09/2023
Cadmium		0.0010		0.0533	0.0500	0	106.7	75	125	11/09/2023
Chromium		0.0015		0.199	0.2000	0	99.6	75	125	11/09/2023
Cobalt		0.0010		0.498	0.5000	0	99.5	75	125	11/09/2023
Lead		0.0010		0.547	0.5000	0	109.4	75	125	11/09/2023
Lithium	*	0.0030		0.637	0.5000	0.1241	102.6	75	125	11/09/2023
Molybdenum		0.0015		0.538	0.5000	0.007008	106.2	75	125	11/09/2023
Selenium		0.0010		0.526	0.5000	0	105.2	75	125	11/09/2023
Thallium		0.0020		0.261	0.2500	0	104.5	75	125	11/09/2023

Batch 214221 SampType: MSD Units mg/L

RPD Limit 20

SampID: 23101244-022BMSD

Analyses	Cert	RL	Qual	Result	Spike	SPK Ref Val	%REC	RPD Ref Val	%RPD	Date Analyzed
Antimony		0.0010		0.573	0.5000	0	114.6	0.5736	0.06	11/09/2023
Arsenic		0.0010		0.567	0.5000	0.0005778	113.3	0.5551	2.14	11/09/2023
Barium		0.0010		2.16	2.000	0.02852	106.4	2.133	1.10	11/09/2023
Beryllium		0.0010		0.0524	0.0500	0	104.8	0.04969	5.32	11/09/2023
Cadmium		0.0010		0.0542	0.0500	0	108.4	0.05333	1.58	11/09/2023
Chromium		0.0015		0.203	0.2000	0	101.4	0.1992	1.81	11/09/2023
Cobalt		0.0010		0.511	0.5000	0	102.3	0.4975	2.75	11/09/2023
Lead		0.0010		0.556	0.5000	0	111.2	0.5469	1.67	11/09/2023
Lithium	*	0.0030		0.640	0.5000	0.1241	103.2	0.6370	0.44	11/09/2023
Molybdenum		0.0015		0.552	0.5000	0.007008	108.9	0.5379	2.52	11/09/2023
Selenium		0.0010		0.537	0.5000	0	107.3	0.5262	1.95	11/09/2023
Thallium		0.0020		0.269	0.2500	0	107.7	0.2612	3.01	11/09/2023



Quality Control Results

<http://www.teklabinc.com/>

Client: Ramboll

Work Order: 23101244

Client Project: BAL-23Q4

Report Date: 27-Nov-23

SW-846 3005A, 6020A, METALS BY ICPMS (TOTAL)

Batch 214222 SampType: MBLK Units mg/L

SampID: MBLK-214222

Analyses	Cert	RL	Qual	Result	Spike	SPK Ref Val	%REC	Low Limit	High Limit	Date Analyzed
Antimony		0.0010		< 0.0010	0.0004	0	0	-100	100	11/06/2023
Arsenic		0.0010		< 0.0010	0.0004	0	0	-100	100	11/06/2023
Barium		0.0010		< 0.0010	0.0007	0	0	-100	100	11/06/2023
Beryllium		0.0010		< 0.0010	0.0002	0	0	-100	100	11/07/2023
Boron		0.0250		< 0.0250	0.0093	0	0	-100	100	11/07/2023
Cadmium		0.0010		< 0.0010	0.0001	0	0	-100	100	11/06/2023
Chromium		0.0015		< 0.0015	0.0007	0	0	-100	100	11/07/2023
Cobalt		0.0010		< 0.0010	0.0001	0	0	-100	100	11/07/2023
Iron		0.0250		< 0.0250	0.0115	0	0	-100	100	11/07/2023
Lead		0.0010		< 0.0010	0.0006	0	0	-100	100	11/06/2023
Lithium	*	0.0030		< 0.0030	0.0015	0	0	-100	100	11/07/2023
Manganese		0.0020		< 0.0020	0.0008	0	0	-100	100	11/07/2023
Molybdenum		0.0015		< 0.0015	0.0006	0	0	-100	100	11/06/2023
Selenium		0.0010		< 0.0010	0.0006	0	0	-100	100	11/06/2023
Thallium		0.0020		< 0.0020	0.0010	0	0	-100	100	11/06/2023

Batch 214222 SampType: LCS Units mg/L

SampID: LCS-214222

Analyses	Cert	RL	Qual	Result	Spike	SPK Ref Val	%REC	Low Limit	High Limit	Date Analyzed
Antimony		0.0010		0.549	0.5000	0	109.9	80	120	11/07/2023
Antimony		0.0010		0.549	0.5000	0	109.7	80	120	11/06/2023
Arsenic		0.0010		0.553	0.5000	0	110.7	80	120	11/07/2023
Barium		0.0010		2.17	2.000	0	108.6	80	120	11/06/2023
Beryllium		0.0010		0.0516	0.0500	0	103.1	80	120	11/07/2023
Boron		0.0250		0.515	0.5000	0	103.0	80	120	11/07/2023
Cadmium		0.0010		0.0537	0.0500	0	107.5	80	120	11/07/2023
Chromium		0.0015		0.214	0.2000	0	106.8	80	120	11/07/2023
Cobalt		0.0010		0.545	0.5000	0	109.0	80	120	11/07/2023
Iron		0.0250		2.18	2.000	0	109.0	80	120	11/07/2023
Lead		0.0010		0.503	0.5000	0	100.5	80	120	11/06/2023
Lithium	*	0.0030		0.498	0.5000	0	99.6	80	120	11/07/2023
Manganese		0.0020		0.516	0.5000	0	103.3	80	120	11/07/2023
Molybdenum		0.0015		0.505	0.5000	0	101.0	80	120	11/07/2023
Selenium		0.0010		0.548	0.5000	0	109.6	80	120	11/07/2023
Thallium		0.0020		0.258	0.2500	0	103.3	80	120	11/06/2023



Quality Control Results

<http://www.teklabinc.com/>

Client: Ramboll

Work Order: 23101244

Client Project: BAL-23Q4

Report Date: 27-Nov-23

SW-846 3005A, 6020A, METALS BY ICPMS (TOTAL)

Batch 214222 SampType: MS Units mg/L

SampID: 23101244-015CMS

Analyses	Cert	RL	Qual	Result	Spike	SPK Ref Val	%REC	Low Limit	High Limit	Date Analyzed
Antimony		0.0010		0.571	0.5000	0.001884	113.9	75	125	11/07/2023
Arsenic		0.0010		0.552	0.5000	0	110.3	75	125	11/07/2023
Barium		0.0010		2.37	2.000	0.2009	108.3	75	125	11/07/2023
Beryllium		0.0010		0.0557	0.0500	0	111.4	75	125	11/07/2023
Boron		0.0250		1.12	0.5000	0.5382	116.9	75	125	11/07/2023
Cadmium		0.0010		0.0546	0.0500	0	109.3	75	125	11/07/2023
Chromium		0.0015		0.211	0.2000	0.003089	103.8	75	125	11/07/2023
Cobalt		0.0010		0.527	0.5000	0	105.4	75	125	11/07/2023
Iron		0.0250		1.96	2.000	0.01304	97.6	75	125	11/07/2023
Lead		0.0010		0.520	0.5000	0	103.9	75	125	11/06/2023
Lithium	*	0.0030		0.597	0.5000	0.07107	105.1	75	125	11/07/2023
Manganese		0.0020		0.509	0.5000	0	101.9	75	125	11/07/2023
Molybdenum		0.0015		0.518	0.5000	0.002177	103.2	75	125	11/07/2023
Selenium		0.0010		0.536	0.5000	0	107.3	75	125	11/07/2023
Thallium		0.0020		0.246	0.2500	0	98.4	75	125	11/06/2023

Batch 214222 SampType: MSD Units mg/L

RPD Limit 20

SampID: 23101244-015CMSD

Analyses	Cert	RL	Qual	Result	Spike	SPK Ref Val	%REC	RPD Ref Val	%RPD	Date Analyzed
Antimony		0.0010		0.576	0.5000	0.001884	114.7	0.5713	0.76	11/07/2023
Arsenic		0.0010		0.531	0.5000	0	106.2	0.5515	3.76	11/07/2023
Barium		0.0010		2.41	2.000	0.2009	110.5	2.368	1.82	11/07/2023
Beryllium		0.0010		0.0566	0.0500	0	113.3	0.05572	1.64	11/07/2023
Boron		0.0250		1.15	0.5000	0.5382	122.1	1.123	2.31	11/07/2023
Cadmium		0.0010		0.0539	0.0500	0	107.7	0.05463	1.41	11/07/2023
Chromium		0.0015		0.217	0.2000	0.003089	106.7	0.2108	2.71	11/07/2023
Cobalt		0.0010		0.531	0.5000	0	106.2	0.5270	0.79	11/07/2023
Iron		0.0250		2.00	2.000	0.01304	99.2	1.965	1.61	11/07/2023
Lead		0.0010		0.505	0.5000	0	101.1	0.5196	2.81	11/06/2023
Lithium	*	0.0030		0.613	0.5000	0.07107	108.4	0.5967	2.69	11/07/2023
Manganese		0.0020		0.513	0.5000	0	102.6	0.5094	0.76	11/07/2023
Molybdenum		0.0015		0.518	0.5000	0.002177	103.1	0.5183	0.10	11/07/2023
Selenium		0.0010		0.523	0.5000	0	104.5	0.5365	2.60	11/07/2023
Thallium		0.0020		0.243	0.2500	0	97.2	0.2459	1.22	11/06/2023



Quality Control Results

<http://www.teklabinc.com/>

Client: Ramboll

Work Order: 23101244

Client Project: BAL-23Q4

Report Date: 27-Nov-23

SW-846 3005A, 6020A, METALS BY ICPMS (TOTAL)

Batch 214222 SampType: MS Units mg/L

SampID: 23101244-023BMS

Analyses	Cert	RL	Qual	Result	Spike	SPK Ref Val	%REC	Low Limit	High Limit	Date Analyzed
Antimony		0.0010		0.559	0.5000	0.0006919	111.7	75	125	11/07/2023
Arsenic		0.0010		0.572	0.5000	0.001558	114.0	75	125	11/07/2023
Barium		0.0010		2.13	2.000	0.02106	105.7	75	125	11/07/2023
Beryllium		0.0010		0.0505	0.0500	0	101.0	75	125	11/07/2023
Boron		0.0250		1.94	0.5000	1.354	116.6	75	125	11/07/2023
Cadmium		0.0010		0.0524	0.0500	0	104.8	75	125	11/07/2023
Chromium		0.0015		0.205	0.2000	0	102.5	75	125	11/07/2023
Cobalt		0.0010		0.522	0.5000	0	104.5	75	125	11/07/2023
Lead		0.0010		0.509	0.5000	0	101.9	75	125	11/06/2023
Lithium	*	0.0030		0.572	0.5000	0.07052	100.2	75	125	11/07/2023
Molybdenum		0.0015		0.554	0.5000	0.02522	105.8	75	125	11/07/2023
Selenium		0.0010		0.548	0.5000	0	109.6	75	125	11/07/2023
Thallium		0.0020		0.234	0.2500	0	93.7	75	125	11/06/2023

Batch 214222 SampType: MSD Units mg/L

RPD Limit 20

SampID: 23101244-023BMSD

Analyses	Cert	RL	Qual	Result	Spike	SPK Ref Val	%REC	RPD Ref Val	%RPD	Date Analyzed
Antimony		0.0010		0.552	0.5000	0.0006919	110.3	0.5590	1.21	11/07/2023
Arsenic		0.0010		0.527	0.5000	0.001558	105.2	0.5716	8.05	11/07/2023
Barium		0.0010		2.13	2.000	0.02106	105.4	2.134	0.27	11/07/2023
Beryllium		0.0010		0.0523	0.0500	0	104.6	0.05049	3.56	11/07/2023
Boron		0.0250		1.90	0.5000	1.354	110.2	1.937	1.68	11/07/2023
Cadmium		0.0010		0.0517	0.0500	0	103.3	0.05239	1.39	11/07/2023
Chromium		0.0015		0.200	0.2000	0	100.0	0.2049	2.48	11/07/2023
Cobalt		0.0010		0.506	0.5000	0	101.1	0.5223	3.28	11/07/2023
Lead		0.0010		0.518	0.5000	0	103.5	0.5094	1.62	11/06/2023
Lithium	*	0.0030		0.565	0.5000	0.07052	98.9	0.5718	1.18	11/07/2023
Molybdenum		0.0015		0.538	0.5000	0.02522	102.6	0.5542	2.89	11/07/2023
Selenium		0.0010		0.511	0.5000	0	102.1	0.5478	7.01	11/07/2023
Thallium		0.0020		0.237	0.2500	0	94.8	0.2342	1.19	11/06/2023



Quality Control Results

<http://www.teklabinc.com/>

Client: Ramboll

Work Order: 23101244

Client Project: BAL-23Q4

Report Date: 27-Nov-23

SW-846 3005A, 6020A, METALS BY ICPMS (TOTAL)

Batch 214228 SampType: MBLK Units mg/L

SampID: MBLK-214228

Analyses	Cert	RL	Qual	Result	Spike	SPK Ref Val	%REC	Low Limit	High Limit	Date Analyzed
Antimony		0.0010		< 0.0010	0.0004	0	0	-100	100	11/09/2023
Arsenic		0.0010		< 0.0010	0.0004	0	0	-100	100	11/09/2023
Barium		0.0010		< 0.0010	0.0007	0	0	-100	100	11/09/2023
Beryllium		0.0010		< 0.0010	0.0002	0	0	-100	100	11/09/2023
Boron		0.0250		< 0.0250	0.0093	0	0	-100	100	11/09/2023
Cadmium		0.0010		< 0.0010	0.0001	0	0	-100	100	11/09/2023
Chromium		0.0015		< 0.0015	0.0007	0	0	-100	100	11/09/2023
Iron		0.0250		< 0.0250	0.0115	0	0	-100	100	11/09/2023
Lead		0.0010		< 0.0010	0.0006	0	0	-100	100	11/09/2023
Lithium	*	0.0030		< 0.0030	0.0015	0	0	-100	100	11/09/2023
Manganese		0.0020		< 0.0020	0.0008	0	0	-100	100	11/09/2023
Molybdenum		0.0015		< 0.0015	0.0006	0	0	-100	100	11/09/2023
Selenium		0.0010		< 0.0010	0.0006	0	0	-100	100	11/09/2023
Thallium		0.0020		< 0.0020	0.0010	0	0	-100	100	11/09/2023

Batch 214228 SampType: LCS Units mg/L

SampID: LCS-214228

Analyses	Cert	RL	Qual	Result	Spike	SPK Ref Val	%REC	Low Limit	High Limit	Date Analyzed
Antimony		0.0010		0.549	0.5000	0	109.8	80	120	11/09/2023
Arsenic		0.0010		0.535	0.5000	0	106.9	80	120	11/09/2023
Arsenic		0.0010		0.549	0.5000	0	109.8	80	120	11/09/2023
Barium		0.0010		2.06	2.000	0	102.8	80	120	11/09/2023
Beryllium		0.0010		0.0508	0.0500	0	101.6	80	120	11/09/2023
Beryllium		0.0010		0.0500	0.0500	0	100.0	80	120	11/09/2023
Boron		0.0250		0.509	0.5000	0	101.7	80	120	11/09/2023
Cadmium		0.0010		0.0516	0.0500	0	103.3	80	120	11/09/2023
Chromium		0.0015		0.203	0.2000	0	101.4	80	120	11/09/2023
Iron		0.0250		1.90	2.000	0	94.9	80	120	11/09/2023
Lead		0.0010		0.521	0.5000	0	104.3	80	120	11/09/2023
Lithium	*	0.0030		0.567	0.5000	0	113.4	80	120	11/09/2023
Lithium	*	0.0030		0.511	0.5000	0	102.1	80	120	11/09/2023
Manganese		0.0020		0.497	0.5000	0	99.4	80	120	11/09/2023
Molybdenum		0.0015		0.486	0.5000	0	97.2	80	120	11/09/2023
Selenium		0.0010		0.527	0.5000	0	105.4	80	120	11/09/2023
Selenium		0.0010		0.543	0.5000	0	108.6	80	120	11/09/2023
Thallium		0.0020		0.247	0.2500	0	99.0	80	120	11/09/2023



Quality Control Results

<http://www.teklabinc.com/>

Client: Ramboll

Work Order: 23101244

Client Project: BAL-23Q4

Report Date: 27-Nov-23

SW-846 3005A, 6020A, METALS BY ICPMS (TOTAL)

Batch 214228 SampType: MS Units mg/L

SampID: 23101244-028BMS

Analyses	Cert	RL	Qual	Result	Spike	SPK Ref Val	%REC	Low Limit	High Limit	Date Analyzed
Antimony		0.0010		0.505	0.5000	0.0007761	100.8	75	125	11/09/2023
Arsenic		0.0010		0.539	0.5000	0.002295	107.4	75	125	11/09/2023
Barium		0.0010		2.05	2.000	0.04416	100.5	75	125	11/09/2023
Beryllium		0.0010		0.0500	0.0500	0	100.0	75	125	11/09/2023
Boron		0.0250		1.47	0.5000	0.9621	102.0	75	125	11/09/2023
Cadmium		0.0010		0.0512	0.0500	0	102.4	75	125	11/09/2023
Chromium		0.0015		0.205	0.2000	0.003002	101.1	75	125	11/09/2023
Cobalt		0.0010		0.504	0.5000	0.002111	100.3	75	125	11/09/2023
Lead		0.0010		0.524	0.5000	0.006836	103.4	75	125	11/09/2023
Lithium	*	0.0030		0.519	0.5000	0.03506	96.8	75	125	11/09/2023
Molybdenum		0.0015		0.512	0.5000	0.003629	101.6	75	125	11/09/2023
Selenium		0.0010		0.520	0.5000	0	104.1	75	125	11/09/2023
Thallium		0.0020		0.250	0.2500	0	99.8	75	125	11/09/2023

Batch 214228 SampType: MSD Units mg/L

RPD Limit 20

SampID: 23101244-028BMSD

Analyses	Cert	RL	Qual	Result	Spike	SPK Ref Val	%REC	RPD Ref Val	%RPD	Date Analyzed
Antimony		0.0010		0.532	0.5000	0.0007761	106.2	0.5050	5.15	11/09/2023
Arsenic		0.0010		0.556	0.5000	0.002295	110.7	0.5392	3.00	11/09/2023
Barium		0.0010		2.15	2.000	0.04416	105.3	2.055	4.56	11/09/2023
Beryllium		0.0010		0.0488	0.0500	0	97.6	0.05002	2.47	11/09/2023
Boron		0.0250		1.48	0.5000	0.9621	103.8	1.472	0.60	11/09/2023
Cadmium		0.0010		0.0504	0.0500	0	100.7	0.05118	1.61	11/09/2023
Chromium		0.0015		0.207	0.2000	0.003002	102.2	0.2052	1.02	11/09/2023
Cobalt		0.0010		0.506	0.5000	0.002111	100.8	0.5036	0.49	11/09/2023
Lead		0.0010		0.537	0.5000	0.006836	106.1	0.5239	2.52	11/09/2023
Lithium	*	0.0030		0.531	0.5000	0.03506	99.2	0.5191	2.29	11/09/2023
Molybdenum		0.0015		0.521	0.5000	0.003629	103.5	0.5115	1.89	11/09/2023
Selenium		0.0010		0.531	0.5000	0	106.1	0.5204	1.92	11/09/2023
Thallium		0.0020		0.255	0.2500	0	101.8	0.2495	1.97	11/09/2023

Batch 214378 SampType: MBLK Units mg/L

SampID: MBLK-214378

Analyses	Cert	RL	Qual	Result	Spike	SPK Ref Val	%REC	Low Limit	High Limit	Date Analyzed
Boron		0.0250		< 0.0250	0.0093	0	0	-100	100	11/10/2023
Molybdenum		0.0015		< 0.0015	0.0006	0	0	-100	100	11/10/2023



Quality Control Results

<http://www.teklabinc.com/>

Client: Ramboll

Work Order: 23101244

Client Project: BAL-23Q4

Report Date: 27-Nov-23

SW-846 3005A, 6020A, METALS BY ICPMS (TOTAL)

Batch 214378 SampType: LCS Units mg/L

SampID: LCS-214378

Analyses	Cert	RL	Qual	Result	Spike	SPK Ref Val	%REC	Low Limit	High Limit	Date Analyzed
Boron		0.0250		0.484	0.5000	0	96.9	80	120	11/10/2023
Molybdenum		0.0015		0.504	0.5000	0	100.9	80	120	11/10/2023

Batch 214378 SampType: MS Units mg/L

SampID: 23101244-018BMS

Analyses	Cert	RL	Qual	Result	Spike	SPK Ref Val	%REC	Low Limit	High Limit	Date Analyzed
Boron		0.0250	S	2.32	0.5000	2.337	-2.5	75	125	11/10/2023

Batch 214378 SampType: MSD Units mg/L

SampID: 23101244-018BMSD

RPD Limit 20

Analyses	Cert	RL	Qual	Result	Spike	SPK Ref Val	%REC	RPD Ref Val	%RPD	Date Analyzed
Boron		0.0250	S	2.41	0.5000	2.337	15.1	2.324	3.71	11/10/2023

Batch 214378 SampType: MS Units mg/L

SampID: 23101244-020BMS

Analyses	Cert	RL	Qual	Result	Spike	SPK Ref Val	%REC	Low Limit	High Limit	Date Analyzed
Molybdenum		0.0015		0.543	0.5000	0.003128	108.0	75	125	11/10/2023

Batch 214378 SampType: MSD Units mg/L

SampID: 23101244-020BMSD

RPD Limit 20

Analyses	Cert	RL	Qual	Result	Spike	SPK Ref Val	%REC	RPD Ref Val	%RPD	Date Analyzed
Molybdenum		0.0015		0.515	0.5000	0.003128	102.4	0.5434	5.35	11/10/2023

Batch 214481 SampType: MBLK Units mg/L

SampID: MBLK-214481

Analyses	Cert	RL	Qual	Result	Spike	SPK Ref Val	%REC	Low Limit	High Limit	Date Analyzed
Boron		0.0250		< 0.0250	0.0093	0	0	-100	100	11/10/2023

Batch 214481 SampType: LCS Units mg/L

SampID: LCS-214481

Analyses	Cert	RL	Qual	Result	Spike	SPK Ref Val	%REC	Low Limit	High Limit	Date Analyzed
Boron		0.0250		0.494	0.5000	0	98.9	80	120	11/10/2023



Quality Control Results

<http://www.teklabinc.com/>

Client: Ramboll

Work Order: 23101244

Client Project: BAL-23Q4

Report Date: 27-Nov-23

SW-846 3005A, 6020A, METALS BY ICPMS (TOTAL)

Batch 214481		SampType: MS		Units mg/L							
SampID: 23101244-022BMS											
Analyses	Cert	RL	Qual	Result	Spike	SPK Ref Val	%REC	Low Limit	High Limit	Date Analyzed	
Boron		0.0250	S	2.22	0.5000	1.976	49.6	75	125	11/10/2023	

Batch 214481		SampType: MSD		Units mg/L							
SampID: 23101244-022BMSD											
Analyses	Cert	RL	Qual	Result	Spike	SPK Ref Val	%REC	RPD Ref Val	%RPD	Date Analyzed	
Boron		0.0250	S	2.28	0.5000	1.976	60.4	2.224	2.41	11/10/2023	

SW-846 7470A (TOTAL)

Batch 214212		SampType: MBLK		Units mg/L							
SampID: MBLK-214212											
Analyses	Cert	RL	Qual	Result	Spike	SPK Ref Val	%REC	Low Limit	High Limit	Date Analyzed	
Mercury		0.00020		< 0.00020	0.0001	0	0	-100	100	11/06/2023	

Batch 214212		SampType: LCS		Units mg/L							
SampID: LCS-214212											
Analyses	Cert	RL	Qual	Result	Spike	SPK Ref Val	%REC	Low Limit	High Limit	Date Analyzed	
Mercury		0.00020		0.00517	0.0050	0	103.4	85	115	11/06/2023	

Batch 214212		SampType: MS		Units mg/L							
SampID: 23101244-004CMS											
Analyses	Cert	RL	Qual	Result	Spike	SPK Ref Val	%REC	Low Limit	High Limit	Date Analyzed	
Mercury		0.00020		0.00538	0.0050	0	107.5	75	125	11/06/2023	

Batch 214212		SampType: MSD		Units mg/L							
SampID: 23101244-004CMSD											
Analyses	Cert	RL	Qual	Result	Spike	SPK Ref Val	%REC	RPD Ref Val	%RPD	Date Analyzed	
Mercury		0.00020		0.00527	0.0050	0	105.5	0.005377	1.92	11/06/2023	

Batch 214212		SampType: MS		Units mg/L							
SampID: 23101244-005CMS											
Analyses	Cert	RL	Qual	Result	Spike	SPK Ref Val	%REC	Low Limit	High Limit	Date Analyzed	
Mercury		0.00020		0.00514	0.0050	0	102.8	75	125	11/06/2023	



Quality Control Results

<http://www.teklabinc.com/>

Client: Ramboll

Work Order: 23101244

Client Project: BAL-23Q4

Report Date: 27-Nov-23

SW-846 7470A (TOTAL)

Batch 214212		SampType: MSD		Units mg/L				RPD Limit 15			
SampID: 23101244-005CMSD											
Analyses	Cert	RL	Qual	Result	Spike	SPK Ref Val	%REC	RPD Ref Val	%RPD	Date Analyzed	
Mercury		0.00020		0.00491	0.0050	0	98.3	0.005142	4.54	11/06/2023	

Batch 214213		SampType: MBLK		Units mg/L							
SampID: MBLK-214213											
Analyses	Cert	RL	Qual	Result	Spike	SPK Ref Val	%REC	Low Limit	High Limit	Date Analyzed	
Mercury		0.00020		< 0.00020	0.0001	0	0	-100	100	11/06/2023	

Batch 214213		SampType: LCS		Units mg/L							
SampID: LCS-214213											
Analyses	Cert	RL	Qual	Result	Spike	SPK Ref Val	%REC	Low Limit	High Limit	Date Analyzed	
Mercury		0.00020		0.00471	0.0050	0	94.2	85	115	11/06/2023	

Batch 214213		SampType: MS		Units mg/L							
SampID: 23101244-009BMS											
Analyses	Cert	RL	Qual	Result	Spike	SPK Ref Val	%REC	Low Limit	High Limit	Date Analyzed	
Mercury		0.00020		0.00514	0.0050	0	102.9	75	125	11/06/2023	

Batch 214213		SampType: MSD		Units mg/L				RPD Limit 15			
SampID: 23101244-009BMSD											
Analyses	Cert	RL	Qual	Result	Spike	SPK Ref Val	%REC	RPD Ref Val	%RPD	Date Analyzed	
Mercury		0.00020		0.00516	0.0050	0	103.2	0.005144	0.35	11/06/2023	

Batch 214213		SampType: MS		Units mg/L							
SampID: 23101244-010BMS											
Analyses	Cert	RL	Qual	Result	Spike	SPK Ref Val	%REC	Low Limit	High Limit	Date Analyzed	
Mercury		0.00020		0.00477	0.0050	0	95.4	75	125	11/06/2023	

Batch 214213		SampType: MSD		Units mg/L				RPD Limit 15			
SampID: 23101244-010BMSD											
Analyses	Cert	RL	Qual	Result	Spike	SPK Ref Val	%REC	RPD Ref Val	%RPD	Date Analyzed	
Mercury		0.00020		0.00458	0.0050	0	91.6	0.004769	4.04	11/06/2023	

Batch 214214		SampType: MBLK		Units mg/L							
SampID: MBLK-214214											
Analyses	Cert	RL	Qual	Result	Spike	SPK Ref Val	%REC	Low Limit	High Limit	Date Analyzed	
Mercury		0.00020		< 0.00020	0.0001	0	0	-100	100	11/06/2023	



Quality Control Results

<http://www.teklabinc.com/>

Client: Ramboll

Work Order: 23101244

Client Project: BAL-23Q4

Report Date: 27-Nov-23

SW-846 7470A (TOTAL)

Batch 214214		SampType: LCS		Units mg/L							
SampID: LCS-214214											
Analyses	Cert	RL	Qual	Result	Spike	SPK Ref Val	%REC	Low Limit	High Limit	Date Analyzed	
Mercury		0.00020		0.00507	0.0050	0	101.4	85	115	11/06/2023	

Batch 214214		SampType: MS		Units mg/L							
SampID: 23101244-011CMS											
Analyses	Cert	RL	Qual	Result	Spike	SPK Ref Val	%REC	Low Limit	High Limit	Date Analyzed	
Mercury		0.00020		0.00518	0.0050	0	103.7	75	125	11/06/2023	

Batch 214214		SampType: MSD		Units mg/L							
SampID: 23101244-011CMSD											
Analyses	Cert	RL	Qual	Result	Spike	SPK Ref Val	%REC	RPD Ref Val	%RPD	Date Analyzed	
Mercury		0.00020		0.00521	0.0050	0	104.2	0.005185	0.52	11/06/2023	

Batch 214214		SampType: MS		Units mg/L							
SampID: 23101244-013CMS											
Analyses	Cert	RL	Qual	Result	Spike	SPK Ref Val	%REC	Low Limit	High Limit	Date Analyzed	
Mercury		0.00020		0.00506	0.0050	0	101.2	75	125	11/06/2023	

Batch 214214		SampType: MSD		Units mg/L							
SampID: 23101244-013CMSD											
Analyses	Cert	RL	Qual	Result	Spike	SPK Ref Val	%REC	RPD Ref Val	%RPD	Date Analyzed	
Mercury		0.00020		0.00504	0.0050	0	100.9	0.005059	0.33	11/06/2023	

Batch 214215		SampType: MBLK		Units mg/L							
SampID: MBLK-214215											
Analyses	Cert	RL	Qual	Result	Spike	SPK Ref Val	%REC	Low Limit	High Limit	Date Analyzed	
Mercury		0.00020		< 0.00020	0.0001	0	0	-100	100	11/06/2023	

Batch 214215		SampType: LCS		Units mg/L							
SampID: LCS-214215											
Analyses	Cert	RL	Qual	Result	Spike	SPK Ref Val	%REC	Low Limit	High Limit	Date Analyzed	
Mercury		0.00020		0.00507	0.0050	0	101.5	85	115	11/06/2023	

Batch 214215		SampType: MS		Units mg/L							
SampID: 23101244-016CMS											
Analyses	Cert	RL	Qual	Result	Spike	SPK Ref Val	%REC	Low Limit	High Limit	Date Analyzed	
Mercury		0.00020		0.00500	0.0050	0	99.9	75	125	11/06/2023	



Quality Control Results

<http://www.teklabinc.com/>

Client: Ramboll

Work Order: 23101244

Client Project: BAL-23Q4

Report Date: 27-Nov-23

SW-846 7470A (TOTAL)

Batch 214215		SampType: MSD		Units mg/L				RPD Limit 15			
SampID: 23101244-016CMSD											
Analyses	Cert	RL	Qual	Result	Spike	SPK Ref Val	%REC	RPD Ref Val	%RPD	Date Analyzed	
Mercury		0.00020		0.00500	0.0050	0	100.0	0.004996	0.07	11/06/2023	

Batch 214215		SampType: MS		Units mg/L							
SampID: 23101244-018BMS											
Analyses	Cert	RL	Qual	Result	Spike	SPK Ref Val	%REC	Low Limit	High Limit	Date Analyzed	
Mercury		0.00020		0.00514	0.0050	0	102.8	75	125	11/06/2023	

Batch 214215		SampType: MSD		Units mg/L				RPD Limit 15			
SampID: 23101244-018BMSD											
Analyses	Cert	RL	Qual	Result	Spike	SPK Ref Val	%REC	RPD Ref Val	%RPD	Date Analyzed	
Mercury		0.00020		0.00510	0.0050	0	102.0	0.005139	0.75	11/06/2023	

Batch 214216		SampType: MBLK		Units mg/L							
SampID: MBLK-214216											
Analyses	Cert	RL	Qual	Result	Spike	SPK Ref Val	%REC	Low Limit	High Limit	Date Analyzed	
Mercury		0.00020		< 0.00020	0.0001	0	0	-100	100	11/06/2023	

Batch 214216		SampType: LCS		Units mg/L							
SampID: LCS-214216											
Analyses	Cert	RL	Qual	Result	Spike	SPK Ref Val	%REC	Low Limit	High Limit	Date Analyzed	
Mercury		0.00020		0.00491	0.0050	0	98.1	85	115	11/06/2023	

Batch 214216		SampType: MS		Units mg/L							
SampID: 23101244-019BMS											
Analyses	Cert	RL	Qual	Result	Spike	SPK Ref Val	%REC	Low Limit	High Limit	Date Analyzed	
Mercury		0.00020		0.00528	0.0050	0.0001230	103.1	75	125	11/07/2023	

Batch 214216		SampType: MSD		Units mg/L				RPD Limit 15			
SampID: 23101244-019BMSD											
Analyses	Cert	RL	Qual	Result	Spike	SPK Ref Val	%REC	RPD Ref Val	%RPD	Date Analyzed	
Mercury		0.00020		0.00520	0.0050	0.0001230	101.4	0.005276	1.55	11/07/2023	

Batch 214216		SampType: MS		Units mg/L							
SampID: 23101244-020BMS											
Analyses	Cert	RL	Qual	Result	Spike	SPK Ref Val	%REC	Low Limit	High Limit	Date Analyzed	
Mercury		0.00020		0.00575	0.0050	0	114.9	75	125	11/07/2023	



Quality Control Results

<http://www.teklabinc.com/>

Client: Ramboll

Work Order: 23101244

Client Project: BAL-23Q4

Report Date: 27-Nov-23

SW-846 7470A (TOTAL)

Batch	SampType	Units		mg/L		RPD Limit		15		Date
SampID: 23101244-020BMSD										
Analyses	Cert	RL	Qual	Result	Spike	SPK Ref Val	%REC	RPD Ref Val	%RPD	Analyzed
Mercury		0.00020		0.00566	0.0050	0	113.2	0.005747	1.54	11/07/2023

Batch	SampType	Units		mg/L		Low Limit		High Limit		Date
SampID: MBLK-214363										
Analyses	Cert	RL	Qual	Result	Spike	SPK Ref Val	%REC	Low Limit	High Limit	Analyzed
Mercury		0.00020		< 0.00020	0.0001	0	0	-100	100	11/08/2023

Batch	SampType	Units		mg/L		Low Limit		High Limit		Date
SampID: LCS-214363										
Analyses	Cert	RL	Qual	Result	Spike	SPK Ref Val	%REC	Low Limit	High Limit	Analyzed
Mercury		0.00020		0.00426	0.0050	0	85.1	85	115	11/08/2023

Batch	SampType	Units		mg/L		Low Limit		High Limit		Date
SampID: 23101244-024BMS										
Analyses	Cert	RL	Qual	Result	Spike	SPK Ref Val	%REC	Low Limit	High Limit	Analyzed
Mercury		0.00020		0.00465	0.0050	0	93.1	75	125	11/08/2023

Batch	SampType	Units		mg/L		RPD Limit		15		Date
SampID: 23101244-024BMSD										
Analyses	Cert	RL	Qual	Result	Spike	SPK Ref Val	%REC	RPD Ref Val	%RPD	Analyzed
Mercury		0.00020		0.00469	0.0050	0	93.8	0.004653	0.78	11/08/2023

Batch	SampType	Units		mg/L		Low Limit		High Limit		Date
SampID: MBLK-214490										
Analyses	Cert	RL	Qual	Result	Spike	SPK Ref Val	%REC	Low Limit	High Limit	Analyzed
Mercury		0.00020		< 0.00020	0.0001	0	0	-100	100	11/10/2023

Batch	SampType	Units		mg/L		Low Limit		High Limit		Date
SampID: LCS-214490										
Analyses	Cert	RL	Qual	Result	Spike	SPK Ref Val	%REC	Low Limit	High Limit	Analyzed
Mercury		0.00020		0.00441	0.0050	0	88.3	85	115	11/10/2023

Batch	SampType	Units		mg/L		Low Limit		High Limit		Date
SampID: 23101244-032BMS										
Analyses	Cert	RL	Qual	Result	Spike	SPK Ref Val	%REC	Low Limit	High Limit	Analyzed
Mercury		0.00020		0.00396	0.0050	0	79.3	75	125	11/10/2023



Quality Control Results

<http://www.teklabinc.com/>

Client: Ramboll

Work Order: 23101244

Client Project: BAL-23Q4

Report Date: 27-Nov-23

SW-846 7470A (TOTAL)

Batch 214490		SampType: MSD		Units mg/L				RPD Limit 15			
SampID: 23101244-032BMSD											
Analyses	Cert	RL	Qual	Result	Spike	SPK Ref Val	%REC	RPD Ref Val	%RPD	Date Analyzed	
Mercury		0.00020		0.00403	0.0050	0	80.6	0.003964	1.61	11/10/2023	

Batch 214492		SampType: MBLK		Units mg/L							
SampID: MBLK-214492											
Analyses	Cert	RL	Qual	Result	Spike	SPK Ref Val	%REC	Low Limit	High Limit	Date Analyzed	
Mercury		0.00020		< 0.00020	0.0001	0	0	-100	100	11/10/2023	

Batch 214492		SampType: LCS		Units mg/L							
SampID: LCS-214492											
Analyses	Cert	RL	Qual	Result	Spike	SPK Ref Val	%REC	Low Limit	High Limit	Date Analyzed	
Mercury		0.00020		0.00470	0.0050	0	94.0	85	115	11/10/2023	

Batch 214492		SampType: MS		Units mg/L							
SampID: 23101244-029BMS											
Analyses	Cert	RL	Qual	Result	Spike	SPK Ref Val	%REC	Low Limit	High Limit	Date Analyzed	
Mercury		0.00020		0.00502	0.0050	0	100.4	75	125	11/10/2023	

Batch 214492		SampType: MSD		Units mg/L				RPD Limit 15			
SampID: 23101244-029BMSD											
Analyses	Cert	RL	Qual	Result	Spike	SPK Ref Val	%REC	RPD Ref Val	%RPD	Date Analyzed	
Mercury		0.00020		0.00497	0.0050	0	99.3	0.005020	1.07	11/10/2023	

Batch 214492		SampType: MS		Units mg/L							
SampID: 23101244-043CMS											
Analyses	Cert	RL	Qual	Result	Spike	SPK Ref Val	%REC	Low Limit	High Limit	Date Analyzed	
Mercury		0.00020		0.00427	0.0050	0	85.4	75	125	11/10/2023	

Batch 214492		SampType: MSD		Units mg/L				RPD Limit 15			
SampID: 23101244-043CMSD											
Analyses	Cert	RL	Qual	Result	Spike	SPK Ref Val	%REC	RPD Ref Val	%RPD	Date Analyzed	
Mercury		0.00020		0.00438	0.0050	0	87.6	0.004270	2.58	11/10/2023	



Receiving Check List

<http://www.teklabinc.com/>

Client: Ramboll

Work Order: 23101244

Client Project: BAL-23Q4

Report Date: 27-Nov-23

Carrier: Tracy Carroll

Received By: AMD

Completed by:

Amber Dilallo

Reviewed by:

Ellie Hopkins

On:

On:

01-Nov-23

06-Nov-23

Amber Dilallo

Ellie Hopkins

Pages to follow: Chain of custody

Extra pages included

Shipping container/cooler in good condition?	Yes <input checked="" type="checkbox"/>	No <input type="checkbox"/>	Not Present <input type="checkbox"/>	Temp °C 7.6
Type of thermal preservation?	None <input type="checkbox"/>	Ice <input checked="" type="checkbox"/>	Blue Ice <input type="checkbox"/>	Dry Ice <input type="checkbox"/>
Chain of custody present?	Yes <input checked="" type="checkbox"/>	No <input type="checkbox"/>		
Chain of custody signed when relinquished and received?	Yes <input checked="" type="checkbox"/>	No <input type="checkbox"/>		
Chain of custody agrees with sample labels?	Yes <input checked="" type="checkbox"/>	No <input type="checkbox"/>		
Samples in proper container/bottle?	Yes <input checked="" type="checkbox"/>	No <input type="checkbox"/>		
Sample containers intact?	Yes <input checked="" type="checkbox"/>	No <input type="checkbox"/>		
Sufficient sample volume for indicated test?	Yes <input checked="" type="checkbox"/>	No <input type="checkbox"/>		
All samples received within holding time?	Yes <input checked="" type="checkbox"/>	No <input type="checkbox"/>		
Reported field parameters measured:	Field <input checked="" type="checkbox"/>	Lab <input type="checkbox"/>	NA <input type="checkbox"/>	
Container/Temp Blank temperature in compliance?	Yes <input checked="" type="checkbox"/>	No <input type="checkbox"/>		

When thermal preservation is required, samples are compliant with a temperature between 0.1°C - 6.0°C, or when samples are received on ice the same day as collected.

Water – at least one vial per sample has zero headspace?	Yes <input type="checkbox"/>	No <input type="checkbox"/>	No VOA vials <input checked="" type="checkbox"/>
Water - TOX containers have zero headspace?	Yes <input type="checkbox"/>	No <input type="checkbox"/>	No TOX containers <input checked="" type="checkbox"/>
Water - pH acceptable upon receipt?	Yes <input type="checkbox"/>	No <input checked="" type="checkbox"/>	NA <input type="checkbox"/>
NPDES/CWA TCN interferences checked/treated in the field?	Yes <input type="checkbox"/>	No <input type="checkbox"/>	NA <input checked="" type="checkbox"/>

Any No responses must be detailed below or on the COC.

Additional Nitric Acid (93773) was needed in MW-393 and OW-257 upon arrival at the laboratory. - amberdilallo - 11/1/2023 8:52:32 AM

pH strip #90719. - amberdilallo - 11/1/2023 8:52:48 AM

Additional Nitric Acid (93773) was needed in MW-358, MW-383, MW-384, MW-394 and MW-304 Duplicate upon arrival at the laboratory. - amberdilallo - 11/2/2023 9:55:30 AM

pH strip #90719. - amberdilallo - 11/2/2023 9:56:08 AM

Samples collected on 11/1/23 were delivered to the laboratory on 11/1/23 at 1735 (on ice 10.6C - LTG5). AMD/ERH 11/2/23

pH strip #90719. - lmaddox - 11/3/2023 10:39:34 AM

Samples collected on 11/2/23 were delivered to the laboratory on 11/2/23 at 1740 (on ice 12.8C - LTG5). - LM/ERH 11/3/23

Samples collected on 11/3/23 were delivered to the laboratory on 11/3/23 at 1400 (on ice 12.2C - LTG5). - LM/ERH 11/3/23

pH strip #90719. - LM/TMathis - 11/3/2023 4:42:59 PM

Additional preservative HNO3 (93773) was needed in MW-391 upon arrival at the laboratory. - TMathis - 11/3/2023 4:43:30 PM

Samples collected on 11/3/23 were delivered to the laboratory on 11/3/23 at 1400 (on ice 12.2C - LTG5). LM/ERH 11/6/23

23101044

CHAIN-OF-CUSTODY / Analytical Request Document

The Chain-of-Custody is a LEGAL DOCUMENT. All relevant fields must be completed accurately.

Section A Required Client Information:		Section B Required Project Information:		Section C Invoice Information:	
Company: Vistra Corp-Baldwin		Report To: Brian Voelker		Attention: Kim Edmiaston	
Address: 10901 Baldwin Road Baldwin, IL 62217		Copy To: Sam Davies-samantha.davies@vistracorp.com Kim Edmiaston-Kimberly.Edmiaston@vistracorp.com		Company Name: Vistra Corp	
Email To: Brian.Voelker@VistraCorp.com		Purchase Order No.:		Address: see Section A	
Phone: (217) 753-8911 Fax:		Project Name:		Quote Reference:	
Requested Due Date/TAT: 10 day		Project Number: 2285		Project Manager:	
				Profile #:	
REGULATORY AGENCY					
NPDES		GROUND WATER		DRINKING WATER	
UST		RCRA		OTHER	
Site Location				IL	
STATE:					

ITEM #	Section D Required Client Information	Valid Matrix Codes MATRIX CODE	DATE	TIME	SAMPLE TEMP AT COLLECTION	# OF CONTAINERS	Preservatives							Requested Analysis Filtered (Y/N)						Residual Chlorine (Y/N)	Project No./Lab I.D.						
							Unpreserved	H ₂ SO ₄	HNO ₃	HCl	NaOH	Na ₂ S ₂ O ₃	Methanol	Other	Analysis Test ↓												
															BAL-257-601	BAL-257-605	BAL-845-601	BAL-845-605	BAL-CLOSURE-605			BAL-WPCP-605					
1	MW-104DR					4																					
2	MW-104SR					4																					
3	MW-150					4																					
4	MW-151		10-31-23	1036		4																					
5	MW-152		10-31-23	1145		4																					
6	MW-153					4																					
7	MW-154*		10/30/23	DRY		4																					
8	MW-155		10-31-23	DRY		4																					
9	MW-192		10/31/23	1241		2																					
10	MW-193		10/31/23	1428		2																					
11	MW-252		10-31-23	1237		4																					
12	MW-253					4																					
13	MW-304					4																					
14	MW-306					4																					
15	MW-350					4																					
16	MW-352		10-31-23	1249		4																					

ADDITIONAL COMMENTS	RELINQUISHED BY / AFFILIATION	DATE	TIME	ACCEPTED BY / AFFILIATION	DATE	TIME	SAMPLE CONDITIONS			
BAL-23Q4 Rev 0	Jenny Catal	10/31/23	1720	Tracy Curren	10/31/23	1720	7.6	Y	N	Y
							Temp in °C	Received on Ice (Y/N)	Custody Sealed Cooler (Y/N)	Samples Intact (Y/N)

*Insufficient amount of water to sample

Added HNO₃ (93773) to MW-393 & CW-257
pH 7.6019 on 11/1/23

23101244

CHAIN-OF-CUSTODY / Analytical Request Document

The Chain-of-Custody is a LEGAL DOCUMENT. All relevant fields must be completed accurately.

Section A Required Client Information:		Section B Required Project Information:		Section C Invoice Information:		REGULATORY AGENCY	
Company: Vistra Corp-Baldwin		Report To: Brian Voelker		Attention: Kim Edmiston		NPDES GROUND WATER DRINKING WATER	
Address: 10901 Baldwin Road		Copy To: Sam Davies-samantha.davies@vistracorp.com		Company Name: Vistra Corp		UST RCRA OTHER	
Baldwin, IL 62217		Kim Edmiston-Kimberly.Edmiston@vistracorp.com		Address: see Section A		Site Location	
Email To: Brian.Voelker@VistraCorp.com		Purchase Order No.:		Quote Reference:		STATE: IL	
Phone: (217) 753-8911 Fax:		Project Name:		Project Manager:			
Requested Due Date/TAT: 10 day		Project Number: 2285		Profile #:			

ITEM #	Section D Required Client Information	Valid Matrix Codes MATRIX CODE	COLLECTED		SAMPLE TEMP AT COLLECTION	# OF CONTAINERS	Preservatives							Requested Analysis Filtered (Y/N)						Residual Chlorine (Y/N)	Project No./ Lab I.D.
			DATE	TIME			Unpreserved	H ₂ SO ₄	HNO ₃	HCl	NaOH	Na ₂ S ₂ O ₃	Methanol	Other	Analysis Test #	BAL-257-601	BAL-267-605	BAL-845-601	BAL-845-605		
1	MW-355		10-31-23	1352		4															53101244-117
2	MW-356					2															118
3	MW-358					2															119
4	MW-366					2															120
5	MW-369					2															121
6	MW-370					2															122
7	MW-375					2															123
8	MW-377					2															124
9	MW-382					2															125
10	MW-383					2															126
11	MW-384					2															127
12	MW-390					2															128
13	MW-391					2															129
14	MW-392		10/31/23	1332		3															130
15	MW-393		10/31/23	1503		3															131
16	MW-394					2															132

ADDITIONAL COMMENTS	RELINQUISHED BY / AFFILIATION	DATE	TIME	ACCEPTED BY / AFFILIATION	DATE	TIME	SAMPLE CONDITIONS
BAL-23Q4 Rev 0	Juaney Carroll	10/31/23	1720	Shirley O'Connell	10/31/23	1720	Y N

SAMPLER NAME AND SIGNATURE		Temp in °C	Received on Ice (Y/N)	Custody Sealed Cooler (Y/N)	Samples Intact (Y/N)
PRINT Name of SAMPLER:	Juaney Carroll				
SIGNATURE of SAMPLER:	Juaney Carroll	DATE Signed (MM/DD/YYYY):	10/31/23		

BAL-257-601

23101844

CHAIN-OF-CUSTODY / Analytical Request Document

The Chain-of-Custody is a LEGAL DOCUMENT. All relevant fields must be completed accurately.

Page: 3 of 3

Section A Required Client Information:		Section B Required Project Information:		Section C Invoice Information:	
Company: Vistra Corp-Baldwin		Report To: Brian Voelker		Attention: Kim Edmiaston	
Address: 10901 Baldwin Road Baldwin, IL 62217		Copy To: Sam Davies-samaniha.davies@vistracorp.com		Company Name: Vistra Corp	
Email To: Brian.Voelker@VistraCorp.com		Purchase Order No.:		Address: see Section A	
Phone: (217) 753-8911 Fax:		Project Name:		Quote Reference:	
Requested Due Date/TAT: 10 day		Project Number: 2285		Project Manager:	
				Profile:	
				REGULATORY AGENCY	
				NPDES GROUND WATER DRINKING WATER	
				UST RCRA OTHER	
				Site Location	
				STATE: IL	

ITEM #	Section D Required Client Information	Valid Matrix Codes MATRIX CODE	COLLECTED DATE TIME	SAMPLE TEMP AT COLLECTION	# OF CONTAINERS	Preservatives										Analysis Test Y/N	Requested Analysis Filtered (Y/N)						Residual Chlorine (Y/N)	Project No./Lab I.D.
						MATRIX CODE (see valid codes to left)	SAMPLE TYPE (G-GRAB C-COMP)	Unpreserved	H ₂ SO ₄	HNO ₃	HCl	NaOH	Na ₂ S ₂ O ₃	Methanol	Other		BAL-257-601	BAL-257-605	BAL-845-601	BAL-845-605	BAL-CLOSURE-605	BAL-WPCP-605		
1	OW-156		10/31/23 1218		0																		BAL-23Q4-233	
2	OW-157				0																			024
3	OW-256		10/31/23 1202		2																			025
4	OW-257		10/31/23 0948		2																			026
5	PZ-170		10/31/23 1017		2																			027
6	PZ-182		10/31/23 1057		2																			028
7	TPZ-164		10/30/23 1330		0																			029
8	XPW01		10/30/23 1340		0																			030
9	XPW05		10/30/23 1326		0																			031
10	XPW06		10/30/23 14:26		0																			032
11	Field Blank				4																			033
12	MW-304 Duplicate				4																			034
13																								
14																								
15																								
16																								

ADDITIONAL COMMENTS	RELINQUISHED BY / AFFILIATION	DATE	TIME	ACCEPTED BY / AFFILIATION	DATE	TIME	SAMPLE CONDITIONS
BAL-23Q4 Rev 0	Jenny Carroll	10/31/23	1720	Sharon O'Connell	10/31/23	1720	Y N

SAMPLER NAME AND SIGNATURE		Temp in °C	Received on Ice (Y/N)	Custody Sealed Cooler (Y/N)	Samples Intact (Y/N)
PRINT Name of SAMPLER:	Jenny Carroll				
SIGNATURE of SAMPLER:	Jenny Carroll	DATE Signed (MM/DD/YY):	10/31/23		

BAL-257-6011
23101244

CHAIN-OF-CUSTODY / Analytical Request Document

The Chain-of-Custody is a LEGAL DOCUMENT. All relevant fields must be completed accurately.

Section A Required Client Information:		Section B Required Project Information:		Section C Invoice Information:	
Company: Vistra Corp-Baldwin		Report To: Brian Voelker		Attention: Kim Edmiaston	
Address: 10901 Baldwin Road		Copy To: Sam Davies-samantha.davies@visstracorp.com		Company Name: Vistra Corp	
Baldwin, IL 62217		Kim Edmiaston-Kimberly.Edmiaston@visstracorp.com		Address: see Section A	
Email To: Brian.Voelker@VistraCorp.com		Purchase Order No.:		Quote Reference:	
Phone: (217) 753-8911 Fax:		Project Name:		Project Manager:	
Requested Due Date/TAT: 10 day		Project Number: 2285		Profile #:	
				REGULATORY AGENCY	
				NPDES GROUND WATER DRINKING WATER	
				UST RCRA OTHER	
				Site Location	
				STATE: IL	

ITEM #	Section D Required Client Information	Valid Matrix Codes MATRIX CODE	DATE	TIME	SAMPLE TEMP AT COLLECTION	# OF CONTAINERS	Preservatives										Requested Analysis Filtered (Y/N)						Residual Chlorine (Y/N)	Project No / Lab I.D.		
							Unpreserved	H ₂ SO ₄	HNO ₃	HCl	NaOH	Na ₂ O ₃	Methanol	Other	Analysis Test ↓	BAL-257-601	BAL-257-605	BAL-845-601	BAL-845-605	BAL-CLOSURE-605	BAL-WPCP-605					
																						Y/N			Y/N	Y/N
1	MW-355					4	2	2																		23101344-017
2	MW-356					2	1	1																		018
3	MW-358 *		11/1/23	1705		2	1	1																		019
4	MW-366					2	1	1																		020
5	MW-369					2	1	1																		021
6	MW-370					2	1	1																		022
7	MW-375					2	1	1																		023
8	MW-377					2	1	1																		024
9	MW-382					2	1	1																		025
10	MW-383 *		11/1/23	1413		2	1	1																		026
11	MW-384 *		11/1/23	1520		2	1	1																		027
12	MW-390					2	1	1																		028
13	MW-391					2	1	1																		029
14	MW-392					2	1	1																		030
15	MW-393					2	1	1																		031
16	MW-394 *		11/1/23	1314		2	1	1																		032

ADDITIONAL COMMENTS	RELINQUISHED BY / AFFILIATION	DATE	TIME	ACCEPTED BY / AFFILIATION	DATE	TIME	SAMPLE CONDITIONS					
BAL-23Q4 Rev 0	Jenny Forst	11/1/23	1735	Jube Ouelles	11/1/23	1735	Y	N				

SAMPLER NAME AND SIGNATURE		Temp in °C	Received on ice (Y/N)	Custody Sealed Cooler (Y/N)	Samples Intact (Y/N)
PRINT Name of SAMPLER:	Jenny Forst				
SIGNATURE of SAMPLER:	Jenny Forst	DATE Signed (MM/DD/YYYY):	11/1/23		

2310194

CHAIN-OF-CUSTODY / Analytical Request Document

The Chain-of-Custody is a LEGAL DOCUMENT. All relevant fields must be completed accurately.

Section A Required Client Information:		Section B Required Project Information:		Section C Invoice Information:	
Company: Vistra Corp-Baldwin		Report To: Brian Voelker		Attention: Kim Edmiston	
Address: 10901 Baldwin Road		Copy To: Sam Davies-samantha.davies@vistracorp.com		Company Name: Vistra Corp	
Baldwin, IL 62217		Kim Edmiston-Kimberly.Edmiston@vistracorp.com		Address: see Section A	
Email To: Brian.Voelker@VistraCorp.com		Purchase Order No.:		Quote Reference:	
Phone: (217) 753-8911 Fax:		Project Name:		Project Manager:	
Requested Due Date/TAT: 10 day		Project Number: 2285		Prefix #:	
				REGULATORY AGENCY	
				NPDES GROUND WATER DRINKING WATER	
				UST RCRA OTHER	
				Site Location	
				STATE: IL	

ITEM #	Section D Required Client Information	Valid Matrix Codes MATRIX CODE	DATE	TIME	SAMPLE TEMP AT COLLECTION	# OF CONTAINERS	Requested Analysis Filtered (Y/N)										Residual Chlorine (Y/N)	Project No./Lab I.D.	
							Preservatives												
							Unpreserved	H ₂ SO ₄	HNO ₃	HCl	NaOH	Na ₂ S ₂ O ₃	Methanol	Other	Analysis Test #	BAL-257-601			BAL-267-605
1	MW-355					2													2310194-017
2	MW-356		11/2/23	942		2													018
3	MW-358					2													019
4	MW-366		11/2/23	1515		2													020
5	MW-369		11/2/23	1039		2													021
6	MW-370		11/2/23	1153		2													022
7	MW-375					2													023
8	MW-377					2													024
9	MW-382		11/2/23	1249		2													025
10	MW-383					2													026
11	MW-384					2													027
12	MW-390		11/2/23	1416		2													028
13	MW-391					2													029
14	MW-392					2													030
15	MW-393					2													031
16	MW-394					2													032
ADDITIONAL COMMENTS			RELINQUISHED BY / AFFILIATION		DATE	TIME	ACCEPTED BY / AFFILIATION		DATE	TIME	SAMPLE CONDITIONS								
BAL-23Q4 Rev 0			Tracy Carroll		11/2/23	1740	Tracy Carroll		11/2/23	1740	028 029 030 031 032								

PH: 90719 um 11/3

SAMPLER NAME AND SIGNATURE			
PRINT Name of SAMPLER:	Tracy Carroll		
SIGNATURE of SAMPLER:	Tracy Carroll		
DATE Signed (MM/DD/YY):	11/2/23		
Temp in °C	Received on Ice (Y/N)	Custody Sealed Cooler (Y/N)	Samples Intact (Y/N)

CHAIN-OF-CUSTODY / Analytical Request Document

The Chain-of-Custody is a LEGAL DOCUMENT. All relevant fields must be completed accurately.

231018

Section A Required Client Information:		Section B Required Project Information:		Section C Invoice Information:	
Company: Vistra Corp-Baldwin		Report To: Brian Voelker		Attention: Kim Edmiston	
Address: 10901 Baldwin Road		Copy To: Sam Davies-samantha.davies@vistracorp.com		Company Name: Vistra Corp	
Baldwin, IL 62217		Kim Edmiston-Kimberly.Edmiston@vistracorp.com		Address: see Section A	
Email To: Brian.Voelker@VistraCorp.com		Purchase Order No.:		Quote Reference:	
Phone: (217) 753-8911 Fax:		Project Name:		Project Manager:	
Requested Duo Date/TAT: 10 day		Project Number: 2285		Profile #:	
REGULATORY AGENCY					
NPDES		GROUND WATER		DRINKING WATER	
UST		RCRA		OTHER	
Site Location				STATE: IL	

ITEM #	Section D Required Client Information	Valid Matrix Codes MATRIX CODE	DATE	TIME	SAMPLE TEMP AT COLLECTION	# OF CONTAINERS	Preservatives							Analysis Test ↓	Requested Analysis Filtered (Y/N)						Residual Chlorine (Y/N)	Project No./lab I.D.		
							Unpreserved	H ₂ SO ₄	HNO ₃	HCl	NaOH	Na ₂ S ₂ O ₃	Methanol		Other	BAL-257-601	BAL-257-605	BAL-845-601	BAL-845-605	BAL-CLOSURE-605			BAL-WPCP-605	
																								MATRIX CODE
1	OW-156																							
2	OW-157		11/2/23	1332																				
3	OW-256																							
4	OW-257																							
5	PZ-170																							
6	PZ-182																							
7	TPZ-164																							
8	XPW01																							
9	XPW05																							
10	XPW06																							
11	Field Blank																							
12	MW-304 Duplicate																							

ADDITIONAL COMMENTS	RELINQUISHED BY / AFFILIATION	DATE	TIME	ACCEPTED BY / AFFILIATION	DATE	TIME	SAMPLE CONDITION#
BAL-23Q4 Rev 0	<i>Tracy Carroll</i>	11/2/23	1740	<i>[Signature]</i>	11/2/23	1740	7 11

SAMPLER NAME AND SIGNATURE			
PRINT Name of SAMPLER:	<i>Tracy Carroll</i>		
SIGNATURE of SAMPLER:	DATE Signed (MM/DD/YYYY):	11/2/23	
Temp in °C	Received on Ice (Y/N)	Custody Sealed Cooler (Y/N)	Samples Intact (Y/N)

BAL-257-001
2310244

CHAIN-OF-CUSTODY / Analytical Request Document

The Chain-of-Custody is a LEGAL DOCUMENT. All relevant fields must be completed accurately.

Page: **2** of **3**

Section A Required Client Information:		Section B Required Project Information:		Section C Invoice Information:	
Company: Vistra Corp-Baldwin		Report To: Brian Voelker		Attention: Kim Edmiaston	
Address: 10901 Baldwin Road		Copy To: Sam Davies-samantha.davies@visstracorp.com		Company Name: Vistra Corp	
Baldwin, IL 62217		Kim Edmiaston-Kimberly.Edmiaston@visstracorp.com		Address: see Section A	
Email To: Brian.Voelker@VistraCorp.com		Purchase Order No.:		Quote Reference:	
Phone: (217) 753-8911 Fax:		Project Name:		Project Manager:	
Requested Due Date/TAT: 10 day		Project Number: 2285		Profile #:	
REGULATORY AGENCY					
NPDES		GROUND WATER		DRINKING WATER	
UST		RCRA		OTHER	
Site Location		IL			
STATE:					

ITEM #	Section D Required Client Information	Valid Matrix Codes MATRIX CODE	DATE	TIME	SAMPLE TEMP AT COLLECTION	# OF CONTAINERS	Preservatives							Requested Analysis Filtered (Y/N)										Residual Chlorine (Y/N)	Project No./ Lab I.D.	
							Unpreserved	H ₂ SO ₄	HNO ₃	HCl	NaOH	Na ₂ S ₂ O ₃	Methanol	Other	Analysis Test ↓	BAL-257-601	BAL-257-605	BAL-845-601	BAL-845-605	BAL-CLOSURE-605	BAL-WPCP-605					
																						DRINKING WATER DW	WATER WT			WASTE WATER WW
1	MW-355					4	2	2																		2310244-017
2	MW-356					2	1	1																		018
3	MW-358					2	1	1																		019
4	MW-366					2	1	1																		020
5	MW-369					2	1	1																		021
6	MW-370					2	1	1																		022
7	MW-375		11/3/23	1005		2	1	1																		023
8	MW-377		11/3/23	1111		2	1	1																		024
9	MW-382					2	1	1																		025
10	MW-383					2	1	1																		026
11	MW-384					2	1	1																		027
12	MW-390					2	1	1																		028
13	MW-391		11/3/23	1008		2	1	1																		029
14	MW-392					2	1	1																		030
15	MW-393					2	1	1																		031
16	MW-394					2	1	1																		032

ADDITIONAL COMMENTS	RELINQUISHED BY / AFFILIATION	DATE	TIME	ACCEPTED BY / AFFILIATION	DATE	TIME	SAMPLE CONDITIONS		
BAL-23Q4 Rev 0	<i>Jenny Cozzini</i>	11/3/23	1400	<i>Kim Edmiaston</i>	11/3/23	1400	Y	N	

SAMPLER NAME AND SIGNATURE				Temp in °C	Received on Ice (Y/N)	Custody Sealed Cooler (Y/N)	Samples Intact (Y/N)
PRINT Name of SAMPLER:	<i>Jenny Cozzini</i>						
SIGNATURE of SAMPLER:	<i>Jenny Cozzini</i>			DATE Signed (MM/DD/YYYY):	9/1/23		

CHAIN-OF-CUSTODY / Analytical Request Document

The Chain-of-Custody is a LEGAL DOCUMENT. All relevant fields must be completed accurately.

BAL-257-601
23101244

Section A Required Client Information:		Section B Required Project Information:		Section C Invoice Information:	
Company: Vistra Corp-Baldwin		Report To: Brian Voelker		Attention: Kim Edmiaston	
Address: 10901 Baldwin Road		Copy To: Sam Davies-samantha.davies@vistracorp.com		Company Name: Vistra Corp	
Baldwin, IL 62217		Kim Edmiaston-Kimberly.Edmiaston@vistracorp.com		Address: see Section A	
Email To: Brian.Voelker@VistraCorp.com		Purchase Order No.:		Quote Reference:	
Phone: (217) 753-8911 Fax:		Project Name:		Project Manager:	
Requested Due Date/TAT: 10 day		Project Number: 2285		Profile #:	
REGULATORY AGENCY					
NPDES		GROUND WATER		DRINKING WATER	
UST		RCRA		OTHER	
Site Location		IL			
STATE:					

ITEM #	Section D Required Client Information	Valid Matrix Codes MATRIX CODE	COLLECTED DATE	TIME	SAMPLE TEMP AT COLLECTION	# OF CONTAINERS	Preservatives										Analysis Test Y/N	Requested Analysis Filtered (Y/N)						Residual Chlorine (Y/N)	Project No./ Lab I.D.		
							Unpreserved	H ₂ SO ₄	HNO ₃	HCl	NaOH	Na ₂ S ₂ O ₃	Methanol	Other	BAL-257-601	BAL-257-605		BAL-845-601	BAL-845-605	BAL-CLOSURE-605	BAL-WPCP-605						
1	OW-156					0																					
2	OW-157					0																					
3	OW-256					2																					
4	OW-257					2																					
5	PZ-170					2																					
6	PZ-182					2																					
7	TPZ-164					0																					
8	XPW01					0																					
9	XPW05					0																					
10	XPW06					2																					
11	Field Blank		11/3/23	1212		4	2	2																			
12	MW-304 Duplicate					4	2	2																			
13																											
14																											
15																											
16																											

ADDITIONAL COMMENTS	RELINQUISHED BY / AFFILIATION	DATE	TIME	ACCEPTED BY / AFFILIATION	DATE	TIME	SAMPLE CONDITIONS							
BAL-23Q4 Rev 0	<i>Mary Carroll</i>	11/3/23	1400	<i>Smiley D. Dobbins</i>	11/3/23	1400					Y	N		

SAMPLER NAME AND SIGNATURE				Temp in °C	Received on Ice (Y/N)	Custody Sealed Cooler (Y/N)	Samples Intact (Y/N)
PRINT Name of SAMPLER: <i>Mary Carroll</i>		SIGNATURE of SAMPLER: <i>Mary Carroll</i>					
DATE Signed (MM/DD/YYYY): <i>11/3/23</i>							

December 11, 2023

Eric Bauer
Ramboll
234 W. Florida Street
Fifth Floor
Milwaukee, WI 53204
TEL: (414) 837-3607
FAX: (414) 837-3608



Illinois	100226
Kansas	E-10374
Louisiana	05002
Louisiana	05003
Oklahoma	9978

RE: BAL-23Q4

WorkOrder: 23101245

Dear Eric Bauer:

TEKLAB, INC received 33 samples on 11/3/2023 2:00:00 PM for the analysis presented in the following report.

Samples are analyzed on an as received basis unless otherwise requested and documented. The sample results contained in this report relate only to the requested analytes of interest as directed on the chain of custody. NELAP accredited fields of testing are indicated by the letters NELAP under the Certification column. Unless otherwise documented within this report, Teklab Inc. analyzes samples utilizing the most current methods in compliance with 40CFR. All tests are performed in the Collinsville, IL laboratory unless otherwise noted in the Case Narrative.

All quality control criteria applicable to the test methods employed for this project have been satisfactorily met and are in accordance with NELAP except where noted. The following report shall not be reproduced, except in full, without the written approval of Teklab, Inc.

If you have any questions regarding these tests results, please feel free to call.

Sincerely,



Elizabeth A. Hurley
Director of Customer Service
(618)344-1004 ex 33
ehurley@teklabinc.com



Report Contents

<http://www.teklabinc.com/>

Client: Ramboll

Work Order: 23101245

Client Project: BAL-23Q4

Report Date: 11-Dec-23

This reporting package includes the following:

Cover Letter	1
Report Contents	2
Definitions	3
Case Narrative	5
Accreditations	6
Laboratory Results	7
Sample Summary	40
Receiving Check List	41
Chain of Custody	Appended

Definitions

Client: Ramboll

Work Order: 23101245

Client Project: BAL-23Q4

Report Date: 11-Dec-23

Abbr Definition

* Analytes on report marked with an asterisk are not NELAP accredited

CCV Continuing calibration verification is a check of a standard to determine the state of calibration of an instrument between recalibration.

CRQL A Client Requested Quantitation Limit is a reporting limit that varies according to customer request. The CRQL may not be less than the MDL.

DF Dilution factor is the dilution performed during analysis only and does not take into account any dilutions made during sample preparation. The reported result is final and includes all dilution factors.

DNI Did not ignite

DUP Laboratory duplicate is a replicate aliquot prepared under the same laboratory conditions and independently analyzed to obtain a measure of precision.

ICV Initial calibration verification is a check of a standard to determine the state of calibration of an instrument before sample analysis is initiated.

IDPH IL Dept. of Public Health

LCS Laboratory control sample is a sample matrix, free from the analytes of interest, spiked with verified known amounts of analytes and analyzed exactly like a sample to establish intra-laboratory or analyst specific precision and bias or to assess the performance of all or a portion of the measurement system.

LCSD Laboratory control sample duplicate is a replicate laboratory control sample that is prepared and analyzed in order to determine the precision of the approved test method. The acceptable recovery range is listed in the QC Package (provided upon request).

MBLK Method blank is a sample of a matrix similar to the batch of associated sample (when available) that is free from the analytes of interest and is processed simultaneously with and under the same conditions as samples through all steps of the analytical procedures, and in which no target analytes or interferences should present at concentrations that impact the analytical results for sample analyses.

MDL "The method detection limit is defined as the minimum measured concentration of a substance that can be reported with 99% confidence that the measured concentration is distinguishable from method blank results."

MS Matrix spike is an aliquot of matrix fortified (spiked) with known quantities of specific analytes that is subjected to the entire analytical procedures in order to determine the effect of the matrix on an approved test method's recovery system. The acceptable recovery range is listed in the QC Package (provided upon request).

MSD Matrix spike duplicate means a replicate matrix spike that is prepared and analyzed in order to determine the precision of the approved test method. The acceptable recovery range is listed in the QC Package (provided upon request).

MW Molecular weight

NC Data is not acceptable for compliance purposes

ND Not Detected at the Reporting Limit

NELAP NELAP Accredited

PQL Practical quantitation limit means the lowest level that can be reliably achieved within specified limits of precision and accuracy during routine laboratory operation conditions.

RL The reporting limit the lowest level that the data is displayed in the final report. The reporting limit may vary according to customer request or sample dilution. The reporting limit may not be less than the MDL.

RPD Relative percent difference is a calculated difference between two recoveries (ie. MS/MSD). The acceptable recovery limit is listed in the QC Package (provided upon request).

SPK The spike is a known mass of target analyte added to a blank sample or sub-sample; used to determine recovery deficiency or for other quality control purposes.

Surr Surrogates are compounds which are similar to the analytes of interest in chemical composition and behavior in the analytical process, but which are not normally found in environmental samples.

TIC Tentatively identified compound: Analytes tentatively identified in the sample by using a library search. Only results not in the calibration standard will be reported as tentatively identified compounds. Results for tentatively identified compounds that are not present in the calibration standard, but are assigned a specific chemical name based upon the library search, are calculated using total peak areas from reconstructed ion chromatograms and a response factor of one. The nearest Internal Standard is used for the calculation. The results of any TICs must be considered estimated, and are flagged with a "T". If the estimated result is above the calibration range it is flagged "ET"

TNTC Too numerous to count (> 200 CFU)



Definitions

<http://www.teklabinc.com/>

Client: Ramboll

Work Order: 23101245

Client Project: BAL-23Q4

Report Date: 11-Dec-23

Qualifiers

- | | |
|---|--|
| # - Unknown hydrocarbon | B - Analyte detected in associated Method Blank |
| C - RL shown is a Client Requested Quantitation Limit | E - Value above quantitation range |
| H - Holding times exceeded | I - Associated internal standard was outside method criteria |
| J - Analyte detected below quantitation limits | M - Manual Integration used to determine area response |
| ND - Not Detected at the Reporting Limit | R - RPD outside accepted recovery limits |
| S - Spike Recovery outside recovery limits | T - TIC(Tentatively identified compound) |
| X - Value exceeds Maximum Contaminant Level | |



Case Narrative

<http://www.teklabinc.com/>

Client: Ramboll
Client Project: BAL-23Q4

Work Order: 23101245
Report Date: 11-Dec-23

Cooler Receipt Temp: 7.6 °C

An employee of Teklab, Inc. collected the sample(s).

Analyses were performed by Eurofins St. Louis. See attached report for results and QC.

Locations

Collinsville

Address 5445 Horseshoe Lake Road
Collinsville, IL 62234-7425
Phone (618) 344-1004
Fax (618) 344-1005
Email jhriley@teklabinc.com

Collinsville Air

Address 5445 Horseshoe Lake Road
Collinsville, IL 62234-7425
Phone (618) 344-1004
Fax (618) 344-1005
Email EHurley@teklabinc.com

Springfield

Address 3920 Pintail Dr
Springfield, IL 62711-9415
Phone (217) 698-1004
Fax (217) 698-1005
Email KKlostermann@teklabinc.com

Chicago

Address 1319 Butterfield Rd.
Downers Grove, IL 60515
Phone (630) 324-6855
Fax
Email arenner@teklabinc.com

Kansas City

Address 8421 Nieman Road
Lenexa, KS 66214
Phone (913) 541-1998
Fax (913) 541-1998
Email jhriley@teklabinc.com



Accreditations

<http://www.teklabinc.com/>

Client: Ramboll

Work Order: 23101245

Client Project: BAL-23Q4

Report Date: 11-Dec-23

State	Dept	Cert #	NELAP	Exp Date	Lab
Illinois	IEPA	100226	NELAP	1/31/2024	Collinsville
Kansas	KDHE	E-10374	NELAP	4/30/2024	Collinsville
Louisiana	LDEQ	05002	NELAP	6/30/2024	Collinsville
Louisiana	LDEQ	05003	NELAP	6/30/2024	Collinsville
Oklahoma	ODEQ	9978	NELAP	8/31/2024	Collinsville
Arkansas	ADEQ	88-0966		3/14/2024	Collinsville
Illinois	IDPH	17584		5/31/2025	Collinsville
Iowa	IDNR	430		6/1/2024	Collinsville
Kentucky	UST	0073		1/31/2024	Collinsville
Missouri	MDNR	00930		5/31/2023	Collinsville
Missouri	MDNR	930		1/31/2025	Collinsville



Client: Ramboll
Client Project: BAL-23Q4

Work Order: 23101245
Report Date: 11-Dec-23

Lab ID: 23101245-001

Client Sample ID: MW-150

Matrix: GROUNDWATER

Collection Date: 11/03/2023 10:15

Analyses	Certification	MDL	RL	Qual	Result	Units	DF	Date Analyzed	Batch
SEE ATTACHED FOR SUBCONTRACTING ANALYSIS									
Subcontracted Analysis	*	0	0		See Attached		1	12/06/2023 11:44	R340287



Client: Ramboll
Client Project: BAL-23Q4

Work Order: 23101245
Report Date: 11-Dec-23

Lab ID: 23101245-002

Client Sample ID: MW-151

Matrix: GROUNDWATER

Collection Date: 10/31/2023 10:36

Analyses	Certification	MDL	RL	Qual	Result	Units	DF	Date Analyzed	Batch
SEE ATTACHED FOR SUBCONTRACTING ANALYSIS									
Subcontracted Analysis	*	0	0		See Attached		1	12/06/2023 11:44	R340287



Client: Ramboll
Client Project: BAL-23Q4

Work Order: 23101245
Report Date: 11-Dec-23

Lab ID: 23101245-003

Client Sample ID: MW-152

Matrix: GROUNDWATER

Collection Date: 10/31/2023 11:45

Analyses	Certification	MDL	RL	Qual	Result	Units	DF	Date Analyzed	Batch
SEE ATTACHED FOR SUBCONTRACTING ANALYSIS									
Subcontracted Analysis	*	0	0		See Attached		1	12/06/2023 11:44	R340287



Client: Ramboll
Client Project: BAL-23Q4
Lab ID: 23101245-004
Matrix: GROUNDWATER

Work Order: 23101245
Report Date: 11-Dec-23
Client Sample ID: MW-153
Collection Date: 11/03/2023 12:09

Analyses	Certification	MDL	RL	Qual	Result	Units	DF	Date Analyzed	Batch
SEE ATTACHED FOR SUBCONTRACTING ANALYSIS									
Subcontracted Analysis	*	0	0		See Attached		1	12/06/2023 11:44	R340287



Client: Ramboll
Client Project: BAL-23Q4
Lab ID: 23101245-005
Matrix: GROUNDWATER

Work Order: 23101245
Report Date: 11-Dec-23
Client Sample ID: MW-192
Collection Date: 10/31/2023 12:41

Analyses	Certification	MDL	RL	Qual	Result	Units	DF	Date Analyzed	Batch
SEE ATTACHED FOR SUBCONTRACTING ANALYSIS									
Subcontracted Analysis	*	0	0		See Attached		1	12/06/2023 11:44	R340287



Client: Ramboll
Client Project: BAL-23Q4

Work Order: 23101245
Report Date: 11-Dec-23

Lab ID: 23101245-006

Client Sample ID: MW-193

Matrix: GROUNDWATER

Collection Date: 10/31/2023 14:28

Analyses	Certification	MDL	RL	Qual	Result	Units	DF	Date Analyzed	Batch
SEE ATTACHED FOR SUBCONTRACTING ANALYSIS									
Subcontracted Analysis	*	0	0		See Attached		1	12/06/2023 11:44	R340287



Client: Ramboll
Client Project: BAL-23Q4

Work Order: 23101245
Report Date: 11-Dec-23

Lab ID: 23101245-007

Client Sample ID: MW-252

Matrix: GROUNDWATER

Collection Date: 10/31/2023 12:37

Analyses	Certification	MDL	RL	Qual	Result	Units	DF	Date Analyzed	Batch
SEE ATTACHED FOR SUBCONTRACTING ANALYSIS									
Subcontracted Analysis	*	0	0		See Attached		1	12/06/2023 11:44	R340287



Client: Ramboll
Client Project: BAL-23Q4

Work Order: 23101245
Report Date: 11-Dec-23

Lab ID: 23101245-008

Client Sample ID: MW-253

Matrix: GROUNDWATER

Collection Date: 11/03/2023 12:33

Analyses	Certification	MDL	RL	Qual	Result	Units	DF	Date Analyzed	Batch
SEE ATTACHED FOR SUBCONTRACTING ANALYSIS									
Subcontracted Analysis	*	0	0		See Attached		1	12/06/2023 11:44	R340287



Client: Ramboll
Client Project: BAL-23Q4

Work Order: 23101245
Report Date: 11-Dec-23

Lab ID: 23101245-009

Client Sample ID: MW-304

Matrix: GROUNDWATER

Collection Date: 11/01/2023 10:34

Analyses	Certification	MDL	RL	Qual	Result	Units	DF	Date Analyzed	Batch
SEE ATTACHED FOR SUBCONTRACTING ANALYSIS									
Subcontracted Analysis	*	0	0		See Attached		1	12/06/2023 11:48	R340287



Client: Ramboll
Client Project: BAL-23Q4

Work Order: 23101245
Report Date: 11-Dec-23

Lab ID: 23101245-010

Client Sample ID: MW-306

Matrix: GROUNDWATER

Collection Date: 11/03/2023 9:27

Analyses	Certification	MDL	RL	Qual	Result	Units	DF	Date Analyzed	Batch
SEE ATTACHED FOR SUBCONTRACTING ANALYSIS									
Subcontracted Analysis	*	0	0		See Attached		1	12/06/2023 11:47	R340287



Client: Ramboll
Client Project: BAL-23Q4
Lab ID: 23101245-011
Matrix: GROUNDWATER

Work Order: 23101245
Report Date: 11-Dec-23
Client Sample ID: MW-350
Collection Date: 11/03/2023 10:42

Analyses	Certification	MDL	RL	Qual	Result	Units	DF	Date Analyzed	Batch
SEE ATTACHED FOR SUBCONTRACTING ANALYSIS									
Subcontracted Analysis	*	0	0		See Attached		1	12/06/2023 11:47	R340287



Client: Ramboll

Work Order: 23101245

Client Project: BAL-23Q4

Report Date: 11-Dec-23

Lab ID: 23101245-012

Client Sample ID: MW-352

Matrix: GROUNDWATER

Collection Date: 10/31/2023 12:49

Analyses	Certification	MDL	RL	Qual	Result	Units	DF	Date Analyzed	Batch
SEE ATTACHED FOR SUBCONTRACTING ANALYSIS									
Subcontracted Analysis	*	0	0		See Attached		1	12/06/2023 11:47	R340287



Client: Ramboll

Work Order: 23101245

Client Project: BAL-23Q4

Report Date: 11-Dec-23

Lab ID: 23101245-013

Client Sample ID: MW-356

Matrix: GROUNDWATER

Collection Date: 11/02/2023 9:42

Analyses	Certification	MDL	RL	Qual	Result	Units	DF	Date Analyzed	Batch
SEE ATTACHED FOR SUBCONTRACTING ANALYSIS									
Subcontracted Analysis	*	0	0		See Attached		1	12/06/2023 11:47	R340287



Client: Ramboll
Client Project: BAL-23Q4
Lab ID: 23101245-014
Matrix: GROUNDWATER

Work Order: 23101245
Report Date: 11-Dec-23
Client Sample ID: MW-358
Collection Date: 11/01/2023 12:05

Analyses	Certification	MDL	RL	Qual	Result	Units	DF	Date Analyzed	Batch
SEE ATTACHED FOR SUBCONTRACTING ANALYSIS									
Subcontracted Analysis	*	0	0		See Attached		1	12/06/2023 11:47	R340287



Client: Ramboll
Client Project: BAL-23Q4

Work Order: 23101245
Report Date: 11-Dec-23

Lab ID: 23101245-015

Client Sample ID: MW-366

Matrix: GROUNDWATER

Collection Date: 11/02/2023 15:15

Analyses	Certification	MDL	RL	Qual	Result	Units	DF	Date Analyzed	Batch
SEE ATTACHED FOR SUBCONTRACTING ANALYSIS									
Subcontracted Analysis	*	0	0		See Attached		1	12/06/2023 11:47	R340287



Client: Ramboll
Client Project: BAL-23Q4
Lab ID: 23101245-016
Matrix: GROUNDWATER

Work Order: 23101245
Report Date: 11-Dec-23
Client Sample ID: MW-369
Collection Date: 11/02/2023 10:39

Analyses	Certification	MDL	RL	Qual	Result	Units	DF	Date Analyzed	Batch
SEE ATTACHED FOR SUBCONTRACTING ANALYSIS									
Subcontracted Analysis	*	0	0		See Attached		1	12/06/2023 11:47	R340287



Client: Ramboll
Client Project: BAL-23Q4

Work Order: 23101245
Report Date: 11-Dec-23

Lab ID: 23101245-017

Client Sample ID: MW-370

Matrix: GROUNDWATER

Collection Date: 11/02/2023 11:53

Analyses	Certification	MDL	RL	Qual	Result	Units	DF	Date Analyzed	Batch
SEE ATTACHED FOR SUBCONTRACTING ANALYSIS									
Subcontracted Analysis	*	0	0		See Attached		1	12/06/2023 11:47	R340287



Client: Ramboll
Client Project: BAL-23Q4

Work Order: 23101245
Report Date: 11-Dec-23

Lab ID: 23101245-018

Client Sample ID: MW-375

Matrix: GROUNDWATER

Collection Date: 11/03/2023 10:45

Analyses	Certification	MDL	RL	Qual	Result	Units	DF	Date Analyzed	Batch
SEE ATTACHED FOR SUBCONTRACTING ANALYSIS									
Subcontracted Analysis	*	0	0		See Attached		1	12/06/2023 11:47	R340287



Client: Ramboll
Client Project: BAL-23Q4

Work Order: 23101245
Report Date: 11-Dec-23

Lab ID: 23101245-019

Client Sample ID: MW-377

Matrix: GROUNDWATER

Collection Date: 11/03/2023 11:11

Analyses	Certification	MDL	RL	Qual	Result	Units	DF	Date Analyzed	Batch
SEE ATTACHED FOR SUBCONTRACTING ANALYSIS									
Subcontracted Analysis	*	0	0		See Attached		1	12/06/2023 11:47	R340287



Client: Ramboll
Client Project: BAL-23Q4

Work Order: 23101245
Report Date: 11-Dec-23

Lab ID: 23101245-020

Client Sample ID: MW-382

Matrix: GROUNDWATER

Collection Date: 11/02/2023 12:49

Analyses	Certification	MDL	RL	Qual	Result	Units	DF	Date Analyzed	Batch
SEE ATTACHED FOR SUBCONTRACTING ANALYSIS									
Subcontracted Analysis	*	0	0		See Attached		1	12/06/2023 11:46	R340287



Client: Ramboll
Client Project: BAL-23Q4
Lab ID: 23101245-021
Matrix: GROUNDWATER

Work Order: 23101245
Report Date: 11-Dec-23
Client Sample ID: MW-383
Collection Date: 11/01/2023 14:13

Analyses	Certification	MDL	RL	Qual	Result	Units	DF	Date Analyzed	Batch
SEE ATTACHED FOR SUBCONTRACTING ANALYSIS									
Subcontracted Analysis	*	0	0		See Attached		1	12/04/2023 11:51	R340287



Client: Ramboll
Client Project: BAL-23Q4

Work Order: 23101245
Report Date: 11-Dec-23

Lab ID: 23101245-022

Client Sample ID: MW-384

Matrix: GROUNDWATER

Collection Date: 11/01/2023 15:20

Analyses	Certification	MDL	RL	Qual	Result	Units	DF	Date Analyzed	Batch
SEE ATTACHED FOR SUBCONTRACTING ANALYSIS									
Subcontracted Analysis	*	0	0		See Attached		1	12/04/2023 11:51	R340287



Client: Ramboll
Client Project: BAL-23Q4

Work Order: 23101245
Report Date: 11-Dec-23

Lab ID: 23101245-023

Client Sample ID: MW-390

Matrix: GROUNDWATER

Collection Date: 11/02/2023 14:16

Analyses	Certification	MDL	RL	Qual	Result	Units	DF	Date Analyzed	Batch
SEE ATTACHED FOR SUBCONTRACTING ANALYSIS									
Subcontracted Analysis	*	0	0		See Attached		1	12/04/2023 11:51	R340287



Client: Ramboll
Client Project: BAL-23Q4

Work Order: 23101245
Report Date: 11-Dec-23

Lab ID: 23101245-024

Client Sample ID: MW-391

Matrix: GROUNDWATER

Collection Date: 11/03/2023 10:08

Analyses	Certification	MDL	RL	Qual	Result	Units	DF	Date Analyzed	Batch
SEE ATTACHED FOR SUBCONTRACTING ANALYSIS									
Subcontracted Analysis	*	0	0		See Attached		1	12/04/2023 11:51	R340287



Client: Ramboll
Client Project: BAL-23Q4

Work Order: 23101245
Report Date: 11-Dec-23

Lab ID: 23101245-025

Client Sample ID: MW-392

Matrix: GROUNDWATER

Collection Date: 10/31/2023 13:32

Analyses	Certification	MDL	RL	Qual	Result	Units	DF	Date Analyzed	Batch
SEE ATTACHED FOR SUBCONTRACTING ANALYSIS									
Subcontracted Analysis	*	0	0		See Attached		1	12/04/2023 11:51	R340287



Client: Ramboll
Client Project: BAL-23Q4
Lab ID: 23101245-026
Matrix: GROUNDWATER

Work Order: 23101245
Report Date: 11-Dec-23
Client Sample ID: MW-393
Collection Date: 10/31/2023 15:03

Analyses	Certification	MDL	RL	Qual	Result	Units	DF	Date Analyzed	Batch
SEE ATTACHED FOR SUBCONTRACTING ANALYSIS									
Subcontracted Analysis	*	0	0		See Attached		1	12/04/2023 11:50	R340287



Client: Ramboll
Client Project: BAL-23Q4
Lab ID: 23101245-027
Matrix: GROUNDWATER

Work Order: 23101245
Report Date: 11-Dec-23
Client Sample ID: MW-394
Collection Date: 11/01/2023 13:14

Analyses	Certification	MDL	RL	Qual	Result	Units	DF	Date Analyzed	Batch
SEE ATTACHED FOR SUBCONTRACTING ANALYSIS									
Subcontracted Analysis	*	0	0		See Attached		1	12/04/2023 11:51	R340287



Client: Ramboll
Client Project: BAL-23Q4

Work Order: 23101245
Report Date: 11-Dec-23

Lab ID: 23101245-028

Client Sample ID: OW-256

Matrix: GROUNDWATER

Collection Date: 10/31/2023 12:02

Analyses	Certification	MDL	RL	Qual	Result	Units	DF	Date Analyzed	Batch
SEE ATTACHED FOR SUBCONTRACTING ANALYSIS									
Subcontracted Analysis	*	0	0		See Attached		1	12/04/2023 11:52	R340287



Client: Ramboll
Client Project: BAL-23Q4

Work Order: 23101245
Report Date: 11-Dec-23

Lab ID: 23101245-029

Client Sample ID: OW-257

Matrix: GROUNDWATER

Collection Date: 10/31/2023 9:48

Analyses	Certification	MDL	RL	Qual	Result	Units	DF	Date Analyzed	Batch
SEE ATTACHED FOR SUBCONTRACTING ANALYSIS									
Subcontracted Analysis	*	0	0		See Attached		1	12/04/2023 11:53	R340287



Client: Ramboll
Client Project: BAL-23Q4

Work Order: 23101245
Report Date: 11-Dec-23

Lab ID: 23101245-030

Client Sample ID: PZ-170

Matrix: GROUNDWATER

Collection Date: 10/31/2023 10:17

Analyses	Certification	MDL	RL	Qual	Result	Units	DF	Date Analyzed	Batch
SEE ATTACHED FOR SUBCONTRACTING ANALYSIS									
Subcontracted Analysis	*	0	0		See Attached		1	12/04/2023 11:53	R340287



Client: Ramboll
Client Project: BAL-23Q4

Work Order: 23101245
Report Date: 11-Dec-23

Lab ID: 23101245-031

Client Sample ID: PZ-182

Matrix: GROUNDWATER

Collection Date: 10/31/2023 10:57

Analyses	Certification	MDL	RL	Qual	Result	Units	DF	Date Analyzed	Batch
SEE ATTACHED FOR SUBCONTRACTING ANALYSIS									
Subcontracted Analysis	*	0	0		See Attached		1	12/04/2023 11:53	R340287



Client: Ramboll
Client Project: BAL-23Q4
Lab ID: 23101245-032
Matrix: AQUEOUS

Work Order: 23101245
Report Date: 11-Dec-23
Client Sample ID: Field Blank
Collection Date: 11/03/2023 12:12

Analyses	Certification	MDL	RL	Qual	Result	Units	DF	Date Analyzed	Batch
SEE ATTACHED FOR SUBCONTRACTING ANALYSIS									
Subcontracted Analysis	*	0	0		See Attached		1	12/04/2023 11:53	R340287



Client: Ramboll
Client Project: BAL-23Q4

Work Order: 23101245
Report Date: 11-Dec-23

Lab ID: 23101245-033

Client Sample ID: MW-304 Duplicate

Matrix: GROUNDWATER

Collection Date: 11/01/2023 10:34

Analyses	Certification	MDL	RL	Qual	Result	Units	DF	Date Analyzed	Batch
SEE ATTACHED FOR SUBCONTRACTING ANALYSIS									
Subcontracted Analysis	*	0	0		See Attached		1	12/04/2023 11:53	R340287



Sample Summary

<http://www.teklabinc.com/>

Client: Ramboll

Work Order: 23101245

Client Project: BAL-23Q4

Report Date: 11-Dec-23

Lab Sample ID	Client Sample ID	Matrix	Fractions	Collection Date
23101245-001	MW-150	Groundwater	1	11/03/2023 10:15
23101245-002	MW-151	Groundwater	1	10/31/2023 10:36
23101245-003	MW-152	Groundwater	1	10/31/2023 11:45
23101245-004	MW-153	Groundwater	1	11/03/2023 12:09
23101245-005	MW-192	Groundwater	1	10/31/2023 12:41
23101245-006	MW-193	Groundwater	1	10/31/2023 14:28
23101245-007	MW-252	Groundwater	1	10/31/2023 12:37
23101245-008	MW-253	Groundwater	1	11/03/2023 12:33
23101245-009	MW-304	Groundwater	1	11/01/2023 10:34
23101245-010	MW-306	Groundwater	1	11/03/2023 9:27
23101245-011	MW-350	Groundwater	1	11/03/2023 10:42
23101245-012	MW-352	Groundwater	1	10/31/2023 12:49
23101245-013	MW-356	Groundwater	1	11/02/2023 9:42
23101245-014	MW-358	Groundwater	1	11/01/2023 12:05
23101245-015	MW-366	Groundwater	1	11/02/2023 15:15
23101245-016	MW-369	Groundwater	1	11/02/2023 10:39
23101245-017	MW-370	Groundwater	1	11/02/2023 11:53
23101245-018	MW-375	Groundwater	1	11/03/2023 10:45
23101245-019	MW-377	Groundwater	1	11/03/2023 11:11
23101245-020	MW-382	Groundwater	1	11/02/2023 12:49
23101245-021	MW-383	Groundwater	1	11/01/2023 14:13
23101245-022	MW-384	Groundwater	1	11/01/2023 15:20
23101245-023	MW-390	Groundwater	1	11/02/2023 14:16
23101245-024	MW-391	Groundwater	1	11/03/2023 10:08
23101245-025	MW-392	Groundwater	1	10/31/2023 13:32
23101245-026	MW-393	Groundwater	1	10/31/2023 15:03
23101245-027	MW-394	Groundwater	1	11/01/2023 13:14
23101245-028	OW-256	Groundwater	1	10/31/2023 12:02
23101245-029	OW-257	Groundwater	1	10/31/2023 9:48
23101245-030	PZ-170	Groundwater	1	10/31/2023 10:17
23101245-031	PZ-182	Groundwater	1	10/31/2023 10:57
23101245-032	Field Blank	Aqueous	1	11/03/2023 12:12
23101245-033	MW-304 Duplicate	Groundwater	1	11/01/2023 10:34



Receiving Check List

<http://www.teklabinc.com/>

Client: Ramboll

Work Order: 23101245

Client Project: BAL-23Q4

Report Date: 11-Dec-23

Carrier: Tracy Carroll

Received By: AMD

Completed by:

Amber Dilallo

Reviewed by:

Ellie Hopkins

On:

On:

01-Nov-23

06-Nov-23

Amber Dilallo

Ellie Hopkins

Pages to follow: Chain of custody

Extra pages included

Shipping container/cooler in good condition?	Yes <input checked="" type="checkbox"/>	No <input type="checkbox"/>	Not Present <input type="checkbox"/>	Temp °C 7.6
Type of thermal preservation?	None <input type="checkbox"/>	Ice <input checked="" type="checkbox"/>	Blue Ice <input type="checkbox"/>	Dry Ice <input type="checkbox"/>
Chain of custody present?	Yes <input checked="" type="checkbox"/>	No <input type="checkbox"/>		
Chain of custody signed when relinquished and received?	Yes <input checked="" type="checkbox"/>	No <input type="checkbox"/>		
Chain of custody agrees with sample labels?	Yes <input checked="" type="checkbox"/>	No <input type="checkbox"/>		
Samples in proper container/bottle?	Yes <input checked="" type="checkbox"/>	No <input type="checkbox"/>		
Sample containers intact?	Yes <input checked="" type="checkbox"/>	No <input type="checkbox"/>		
Sufficient sample volume for indicated test?	Yes <input checked="" type="checkbox"/>	No <input type="checkbox"/>		
All samples received within holding time?	Yes <input checked="" type="checkbox"/>	No <input type="checkbox"/>		
Reported field parameters measured:	Field <input type="checkbox"/>	Lab <input type="checkbox"/>	NA <input checked="" type="checkbox"/>	
Container/Temp Blank temperature in compliance?	Yes <input checked="" type="checkbox"/>	No <input type="checkbox"/>		
<i>When thermal preservation is required, samples are compliant with a temperature between 0.1°C - 6.0°C, or when samples are received on ice the same day as collected.</i>				
Water – at least one vial per sample has zero headspace?	Yes <input type="checkbox"/>	No <input type="checkbox"/>	No VOA vials <input checked="" type="checkbox"/>	
Water - TOX containers have zero headspace?	Yes <input type="checkbox"/>	No <input type="checkbox"/>	No TOX containers <input checked="" type="checkbox"/>	
Water - pH acceptable upon receipt?	Yes <input type="checkbox"/>	No <input checked="" type="checkbox"/>	NA <input type="checkbox"/>	
NPDES/CWA TCN interferences checked/treated in the field?	Yes <input type="checkbox"/>	No <input type="checkbox"/>	NA <input checked="" type="checkbox"/>	

Any No responses must be detailed below or on the COC.

Additional Nitric Acid (93773) was needed in MW-152 and MW-393 upon arrival at the laboratory. - amberdilallo - 11/1/2023 9:06:50 AM

pH strip #90719. - amberdilallo - 11/1/2023 9:07:10 AM

Additional Nitric Acid (93773) was needed upon in MW-304, MW-358, MW-394 and MW-304 Duplicate arrival at the laboratory. - amberdilallo - 11/2/2023 9:54:24 AM

pH strip #90719. - amberdilallo - 11/2/2023 9:54:59 AM

Samples collected on 11/1/23 were delivered to the laboratory on 11/1/23 at 1735 (on ice 10.6C - LTG5). AMD/ERH 11/2/23

pH strip #90719. - lmaddox - 11/3/2023 11:14:46 AM

Samples collected on 11/2/23 were delivered to the laboratory on 11/2/23 at 1740 (on ice 12.8C - LTG5). LM/ERH 11/3/23

Samples collected on 11/3/23 were delivered to the laboratory on 11/3/23 at 1400 (on ice 12.2C - LTG5). LM/ERH 11/6/23

CHAIN-OF-CUSTODY / Analytical Request Document

The Chain-of-Custody is a LEGAL DOCUMENT. All relevant fields must be completed accurately.

BAL-257-604
2319-245
Page: **2** of **3**

Section A Required Client Information:		Section B Required Project Information:		Section C Invoice Information:		REGULATORY AGENCY	
Company: Vistra Corp-Baldwin		Report To: Brian Voelker		Attention: Kim Edmiaston		NPDES GROUND WATER DRINKING WATER	
Address: 10901 Baldwin Road		Copy To: Sam Davies-samantha.davies@vistracorp.com		Company Name: Vistra Corp		UST RCRA OTHER	
Baldwin, IL 62217		Kim Edmiaston-Kimberly.Edmiaston@vistracorp.com		Address: see Section A		Site Location	
Email To: Brian.Voelker@VistraCorp.com		Purchase Order No.:		Quote Reference:		STATE: IL	
Phone: (217) 753-8911 Fax:		Project Name:		Project Manager:			
Requested Due Date/TAT: 10 day		Project Number: 2285		Profile #:			

ITEM #	Section D Required Client Information	Valid Matrix Codes MATRIX CODE	COLLECTED	DATE	TIME	SAMPLE TEMP AT COLLECTION	# OF CONTAINERS	Preservatives							Analysis Test	Requested Analysis Filtered (Y/N)								Residual Chlorine (Y/N)	Project No / Lab I.D.							
								Unpreserved	H ₂ SO ₄	HNO ₃	HCl	NaOH	Na ₂ S ₂ O ₃	Methanol		Other	BAL-257-601	BAL-257-605	BAL-845-601	BAL-845-605	BAL-CLOSURE-605	BAL-WPCP-605										
1	MW-355			10-31-23	1352		2																				N/A					
2	MW-356						2																				2319-245-013					
3	MW-358						2																				014					
4	MW-366						2																				015					
5	MW-369						2																				016					
6	MW-370						2																				017					
7	MW-375						2																				018					
8	MW-377						2																				019					
9	MW-382						2																				020					
10	MW-383						2																				021					
11	MW-384						2																				022					
12	MW-390						2																				023					
13	MW-391						2																				024					
14	MW-392			10/31/23	1332		2																				025					
15	MW-393			10/31/23	1503		2																				026					
16	MW-394						2																				027					
ADDITIONAL COMMENTS			RELINQUISHED BY / AFFILIATION		DATE		TIME		ACCEPTED BY / AFFILIATION			DATE		TIME		SAMPLE CONDITIONS																
BAL-23Q4 Rev 0			Tracy Carroll		10/31/23		1720		Tracy Carroll			10/31/23		1720		Y N																
R2319/245 only.																																

SAMPLER NAME AND SIGNATURE			
PRINT Name of SAMPLER: <i>Tracy Carroll</i>		DATE Signed (MM/DD/YYYY): <i>10/31/23</i>	
SIGNATURE of SAMPLER: <i>Tracy Carroll</i>			
Temp in °C	Received on Ice (Y/N)	Custody Sealed Cooler (Y/N)	Samples Intact (Y/N)

CHAIN-OF-CUSTODY / Analytical Request Document

The Chain-of-Custody is a LEGAL DOCUMENT. All relevant fields must be completed accurately.

Section A Required Client Information:		Section B Required Project Information:		Section C Invoice Information:		REGULATORY AGENCY		
Company: Vistra Corp-Baldwin		Report To: Brian Voelker		Attention: Kim Edmiaston		NPDES GROUND WATER DRINKING WATER		
Address: 10901 Baldwin Road		Copy To: Sam Davies-samantha.davies@vistracorp.com		Company Name: Vistra Corp		UST RCRA OTHER		
Baldwin, IL 62217		Kim Edmiaston-Kimberly.Edmiaston@vistracorp.com		Address: see Section A		Site Location		
Email To: Brian.Voelker@VistraCorp.com		Purchase Order No.:		Quote Reference:		STATE: IL		
Phone: (217) 753-8911 Fax:		Project Name:		Project Manager:				
Requested Due Date/TAT: 10 day		Project Number: 2285		Profe #:				

ITEM #	Section D Required Client Information	Valid Matrix Codes MATRIX CODE	COLLECTED DATE	COLLECTED TIME	SAMPLE TEMP AT COLLECTION	# OF CONTAINERS	Preservatives							Analysis Test ↓	Requested Analysis Filtered (Y/N)						Residual Chlorine (Y/N)	Project No./ Lab I.D.
							Unpreserved	H ₂ SO ₄	HNO ₃	HCl	NaOH	Na ₂ S ₂ O ₃	Methanol		Other	BAL-257-601	BAL-257-605	BAL-845-601	BAL-845-605	BAL-CLOSURE-605		
1	OW-156																					N/A
2	OW-157																					N/A
3	OW-256		10/31/23	1202		2																2310245-028
4	OW-257		10-31-23	0948		2																239
5	PZ-170		10/31/23	1017		2																230
6	PZ-182		10/31/23	1057		2																231
7	TPZ-164																					N/A
8	XPW01																					N/A
9	XPW05																					N/A
10	XPW06																					N/A
11	Field Blank					2		2														2310245-032
12	MW-304 Duplicate					2		2														233

ADDITIONAL COMMENTS	RELINQUISHED BY / AFFILIATION	DATE	TIME	ACCEPTED BY / AFFILIATION	DATE	TIME	SAMPLE CONDITIONS		
BAL-23Q4 Rev 0 BAL-23Q/238 only.	Jenny Carroll	10/31/23	1720	Uma Ojala	10/31/23	1700	Y	N	

SAMPLER NAME AND SIGNATURE				Temp in °C	Received on Ice (Y/N)	Custody Sealed Cooler (Y/N)	Samples Intact (Y/N)
PRINT Name of SAMPLER:	Jenny Carroll						
SIGNATURE of SAMPLER:	Jenny Carroll			DATE Signed (MM/DD/YY):	10/31/23		

23101245

CHAIN-OF-CUSTODY / Analytical Request Document

The Chain-of-Custody is a LEGAL DOCUMENT. All relevant fields must be completed accurately.

Section A Required Client Information:

Section B Required Project Information:

Section C Invoice Information:

Page: 3 of 3

Form header containing company details (Vistra Corp-Baldwin), project information (Brian Voelker), and regulatory agency information (NPDES, GROUND WATER, DRINKING WATER).

Main data table with columns for Item #, Sample ID, Matrix Codes, Collection Date/Time, Containers, Preservatives, Analysis Tests (BAL-257-601, etc.), and Project No./Lab I.D.

Summary section with columns: ADDITIONAL COMMENTS (BAL-23Q4 Rev 0), RELINQUISHED BY / AFFILIATION, DATE, TIME, ACCEPTED BY / AFFILIATION, DATE, TIME, and SAMPLE CONDITIONS.

SAMPLER NAME AND SIGNATURE section with fields for PRINT Name of SAMPLER, SIGNATURE of SAMPLER, DATE Signed, and Temp in °C.

CHAIN-OF-CUSTODY / Analytical Request Document

The Chain-of-Custody is a LEGAL DOCUMENT. All relevant fields must be completed accurately.

Section A Required Client Information:		Section B Required Project Information:		Section C Invoice Information:		REGULATORY AGENCY		
Company: Vistra Corp-Baldwin		Report To: Brian Voelker		Attention: Kim Edmiaston		NPDES GROUND WATER DRINKING WATER		
Address: 10901 Baldwin Road		Copy To: Sam Davies-samantha.davies@vistracorp.com		Company Name: Vistra Corp		UST RCRA OTHER		
Baldwin, IL 62217		Kim Edmiaston-Kimberly.Edmiaston@vistracorp.com		Address: see Section A		Site Location		
Email To: Brian.Voelker@VistraCorp.com		Purchase Order No.:		Quote Reference:		STATE: IL		
Phone: (217) 753-8911 Fax:		Project Name:		Project Manager:				
Requested Due Date/TAT: 10 day		Project Number: 2285		Profile #:				

ITEM #	Section D Required Client Information SAMPLE ID (A-Z, 0-9 / . -) Sample IDs MUST BE UNIQUE	Valid Matrix Codes MATRIX CODE	COLLECTED	DATE	TIME	SAMPLE TEMP AT COLLECTION	# OF CONTAINERS	Preservatives							Analysis Test	Requested Analysis Filtered (Y/N)	Residual Chlorine (Y/N)	Project No./ Lab I.D.	
								Unpreserved	H ₂ SO ₄	HNO ₃	HCl	NaOH	Na ₂ S ₂ O ₃	Methanol					Other
								MATRIX CODE (see valid codes to left)	SAMPLE TYPE (G=GRAB C=COMP)	U	H ₂ S	H	Na	N					M
1	MW-104DR																N/A		
2	MW-104SR																N/A		
3	MW-150			11/3/23	1015		2										2310/245-001		
4	MW-151						2										002		
5	MW-152						2										003		
6	MW-153			11/3/23	1209		2										204		
7	MW-154																N/A		
8	MW-155																N/A		
9	MW-192						2										2310/245-005		
10	MW-193						2										206		
11	MW-252						2										007		
12	MW-253			11/3/23	1233		2										208		
13	MW-304						2										209		
14	MW-306			11/3/23	0927		2										010		
15	MW-350			11/3/23	1042		2										011		
16	MW-352						2										012		

ADDITIONAL COMMENTS	RELINQUISHED BY / AFFILIATION	DATE	TIME	ACCEPTED BY / AFFILIATION	DATE	TIME	SAMPLE CONDITIONS		
BAL-23Q4 Rev 0 <i>R220/238 only</i>	<i>Tracy Conrad</i>	11/3/23	1400	<i>Kim Edmiaston</i>	11/3/23	1400	17.2	4	2

SAMPLER NAME AND SIGNATURE		Temp in	Received on Ice (Y/N)	Custody Sealed Cooler (Y/N)	Samples Intact (Y/N)
PRINT Name of SAMPLER:	<i>Tracy Conrad</i>				
SIGNATURE of SAMPLER:	<i>Tracy Conrad</i>				
DATE Signed (MM/DD/YY):	11/3/23				

*PH 9019 LM
for
11/3/23*

- 1
- 2
- 3
- 4
- 5
- 6
- 7
- 8
- 9
- 10
- 11
- 12

ANALYTICAL REPORT

PREPARED FOR

Attn: Elizabeth A Hurley
TekLab, Inc
5445 Horseshoe Lake Road
Collinsville, Illinois 62234

Generated 12/7/2023 2:45:28 PM

JOB DESCRIPTION

Radium-226 and Radium-228
23101245

JOB NUMBER

160-52085-1

Job Notes

This report may not be reproduced except in full, and with written approval from the laboratory. The results relate only to the samples tested. For questions please contact the Project Manager at the e-mail address or telephone number listed on this page.

The test results in this report relate only to the samples as received by the laboratory and will meet all requirements of the methodology, with any exceptions noted. This report shall not be reproduced except in full, without the express written approval of the laboratory. All questions should be directed to the Eurofins TestAmerica Project Manager.

Authorization



Generated
12/7/2023 2:45:28 PM

Authorized for release by
Rhonda Ridenhower, Business Unit Manager
Rhonda.Ridenhower@et.eurofinsus.com
Designee for
Jayna Awalt, Project Manager II
Jayna.Awalt@et.eurofinsus.com
(314)298-8566



Table of Contents

Cover Page	1
Table of Contents	3
Case Narrative	4
Chain of Custody	5
Receipt Checklists	8
Definitions/Glossary	9
Method Summary	10
Sample Summary	11
Client Sample Results	12
QC Sample Results	29
QC Association Summary	32
Tracer Carrier Summary	34

Client: TekLab, Inc
Project/Site: Radium-226 and Radium-228

Job ID: 160-52085-1
SDG: 23101245

Job ID: 160-52085-1

Laboratory: Eurofins St. Louis

Narrative

Job Narrative
160-52085-1

Receipt

The samples were received on 11/6/2023 12:40 PM. Unless otherwise noted below, the samples arrived in good condition and properly preserved.. The temperatures of the 4 coolers at receipt time were 19.9°C, 20.0°C, 20.2°C and 20.3°C

Receipt Exceptions

The reference method requires samples to be preserved to a pH of <2. The following samples were received with insufficient preservation at a pH of 7: 23101245-014 (160-52085-14) and 23101245-024 (160-52085-24). The samples were preserved to the appropriate pH in the laboratory.

Gas Flow Proportional Counter

Radium-228 batch 635821

The detection goal was not met for the following sample(s). Samples were prepped at a reduced volume due to the presence of matrix interferences: 23101245-023 (160-52085-23) and 23101245-024 (160-52085-24). Analytical results are reported with the detection limit achieved.

Radium-228 batch 635823

The detection goal was not met for the following sample(s). Samples were prepped at a reduced volume due to the presence of matrix interferences: 23101245-003 (160-52085-3) and 23101245-020 (160-52085-20). Analytical results are reported with the detection limit achieved.

No additional analytical or quality issues were noted, other than those described above or in the Definitions/ Glossary page.



TEKLAB, INC. Chain of Custody

5445 Horseshoe Lake Road, Collinsville, IL 62234 Phone (618) 344-1004 Fax (618) 344-1005

Are the samples chilled? YES NO With: Ice Blue Ice Lab Field

Teklab Inc
5445 Horseshoe Lake Road
Collinsville, IL 62234
Project#: 23101245
Cooler Temp: [] Sampler: [] QC Level: 2
Comments: Please issue reports and invoices via email only
Please analyze for Radium 226/228 per standard GW methods.
Changes to methods must be approved by Teklab, Inc.
Batch QC is required for all analyses requested. Excel EDD requested. IL site.

Contact: Elizabeth Hurley Email: ehurley@teklabinc.com
Requested Due Date: Standad TAT Billing/PO: 35255 Phone: 618 344-1004 ext. 33

PLEASE NOTE:

NELAP accreditation is required on the requested analytes and must be documented as such on the final report. If your laboratory does not currently hold a NELAP accreditation for the requested method and/or analytes, please contact Teklab immediately. If your laboratory loses accreditation or is suspended for any analyte/method during the life of the contract, you must contact Teklab immediately.

160-52085 Chain of Custody

Barcode

160-52085 Chain of Custody

Lab Use	Sample ID	Sample Date/Time	Preservative	Matrix
	23101245-001	11/03/2023 1015	HNO3	Groundwater
	23101245-002	10/31/2023 1036	HNO3	Groundwater
	23101245-003	10/31/2023 1145	HNO3	Groundwater
	23101245-004	11/03/2023 1209	HNO3	Groundwater
	23101245-005	10/31/2023 1241	HNO3	Groundwater
	23101245-006	10/31/2023 1428	HNO3	Groundwater
	23101245-007	10/31/2023 1237	HNO3	Groundwater
	23101245-008	11/03/2023 1233	HNO3	Groundwater
	23101245-009	11/01/2023 1034	HNO3	Groundwater
	23101245-010	11/03/2023 0927	HNO3	Groundwater
	23101245-011	11/03/2023 1042	HNO3	Groundwater

*Relinquished By: *Sandra Swales* Date/Time: 11/03/23
Received By: *M. P. Melto* Date/Time: 11/03/23

Teklab maintains a strict policy of client confidentiality and as such does not provide client/sampler information without proper authorization, and proprietary rights, Teklab, Inc. protects clients' confidential information as directed by local, state or federal laws. (Teklab QAM Section 9.1, TNI V1 M2 Section 4.1.5 c)

SubCocRevA
3/2/2016

- 1
- 2
- 3
- 4
- 5
- 6
- 7
- 8
- 9
- 10
- 11
- 12

TEKLAB, INC. Chain of Custody

5445 Horseshoe Lake Road, Collinsville, IL 62234 Phone (618) 344-1004 Fax (618) 344-1005

Are the samples chilled? YES NO With: Ice Blue Ice Preserved in: Lab Field

Cooler Temp: Sampler: QC Level: 2

Teklab Inc
5445 Horseshoe Lake Road
Collinsville, IL 62234

Project#: 23101245

Contact: Elizabeth Hurley Email: ehurley@teklabinc.com
Requested Due Date: Standard TAT Billing/PO: 35255

Comments: **Please issue reports and invoices via email only**
Please analyze for Radium 226/228 per standard GW methods.
Changes to methods must be approved by Teklab, Inc.
Batch QC is required for all analyses requested. Excel EDD requested. IL site.

Phone: 618 344-1004 ext. 33

PLEASE NOTE:

NELAP accreditation is required on the requested analytes and must be documented as such on the final report. If your laboratory does not currently hold a NELAP accreditation for the requested method and/or analytes, please contact Teklab immediately. If your laboratory loses accreditation or is suspended for any analyte/method during the life of the contract, you must contact Teklab immediately.

Lab Use	Sample ID	Sample Date/Time	Preservative	Matrix	Analyte Results															
	23101245-023	11/02/2023 1416	HNO3	Groundwater	<input checked="" type="checkbox"/>	<input type="checkbox"/>	<input type="checkbox"/>	<input type="checkbox"/>	<input type="checkbox"/>	<input type="checkbox"/>	<input type="checkbox"/>	<input type="checkbox"/>	<input type="checkbox"/>	<input type="checkbox"/>	<input type="checkbox"/>	<input type="checkbox"/>	<input type="checkbox"/>	<input type="checkbox"/>	<input type="checkbox"/>	<input type="checkbox"/>
	23101245-024	11/03/2023 1008	HNO3	Groundwater	<input checked="" type="checkbox"/>	<input type="checkbox"/>	<input type="checkbox"/>	<input type="checkbox"/>	<input type="checkbox"/>	<input type="checkbox"/>	<input type="checkbox"/>	<input type="checkbox"/>	<input type="checkbox"/>	<input type="checkbox"/>	<input type="checkbox"/>	<input type="checkbox"/>	<input type="checkbox"/>	<input type="checkbox"/>	<input type="checkbox"/>	<input type="checkbox"/>
	23101245-025	10/31/2023 1332	HNO3	Groundwater	<input checked="" type="checkbox"/>	<input type="checkbox"/>	<input type="checkbox"/>	<input type="checkbox"/>	<input type="checkbox"/>	<input type="checkbox"/>	<input type="checkbox"/>	<input type="checkbox"/>	<input type="checkbox"/>	<input type="checkbox"/>	<input type="checkbox"/>	<input type="checkbox"/>	<input type="checkbox"/>	<input type="checkbox"/>	<input type="checkbox"/>	<input type="checkbox"/>
	23101245-026	10/31/2023 1503	HNO3	Groundwater	<input checked="" type="checkbox"/>	<input type="checkbox"/>	<input type="checkbox"/>	<input type="checkbox"/>	<input type="checkbox"/>	<input type="checkbox"/>	<input type="checkbox"/>	<input type="checkbox"/>	<input type="checkbox"/>	<input type="checkbox"/>	<input type="checkbox"/>	<input type="checkbox"/>	<input type="checkbox"/>	<input type="checkbox"/>	<input type="checkbox"/>	<input type="checkbox"/>
	23101245-027	11/01/2023 1314	HNO3	Groundwater	<input checked="" type="checkbox"/>	<input type="checkbox"/>	<input type="checkbox"/>	<input type="checkbox"/>	<input type="checkbox"/>	<input type="checkbox"/>	<input type="checkbox"/>	<input type="checkbox"/>	<input type="checkbox"/>	<input type="checkbox"/>	<input type="checkbox"/>	<input type="checkbox"/>	<input type="checkbox"/>	<input type="checkbox"/>	<input type="checkbox"/>	<input type="checkbox"/>
	23101245-028	10/31/2023 1202	HNO3	Groundwater	<input checked="" type="checkbox"/>	<input type="checkbox"/>	<input type="checkbox"/>	<input type="checkbox"/>	<input type="checkbox"/>	<input type="checkbox"/>	<input type="checkbox"/>	<input type="checkbox"/>	<input type="checkbox"/>	<input type="checkbox"/>	<input type="checkbox"/>	<input type="checkbox"/>	<input type="checkbox"/>	<input type="checkbox"/>	<input type="checkbox"/>	<input type="checkbox"/>
	23101245-029	10/31/2023 0948	HNO3	Groundwater	<input checked="" type="checkbox"/>	<input type="checkbox"/>	<input type="checkbox"/>	<input type="checkbox"/>	<input type="checkbox"/>	<input type="checkbox"/>	<input type="checkbox"/>	<input type="checkbox"/>	<input type="checkbox"/>	<input type="checkbox"/>	<input type="checkbox"/>	<input type="checkbox"/>	<input type="checkbox"/>	<input type="checkbox"/>	<input type="checkbox"/>	<input type="checkbox"/>
	23101245-030	10/31/2023 1017	HNO3	Groundwater	<input checked="" type="checkbox"/>	<input type="checkbox"/>	<input type="checkbox"/>	<input type="checkbox"/>	<input type="checkbox"/>	<input type="checkbox"/>	<input type="checkbox"/>	<input type="checkbox"/>	<input type="checkbox"/>	<input type="checkbox"/>	<input type="checkbox"/>	<input type="checkbox"/>	<input type="checkbox"/>	<input type="checkbox"/>	<input type="checkbox"/>	<input type="checkbox"/>
	23101245-031	10/31/2023 1057	HNO3	Groundwater	<input checked="" type="checkbox"/>	<input type="checkbox"/>	<input type="checkbox"/>	<input type="checkbox"/>	<input type="checkbox"/>	<input type="checkbox"/>	<input type="checkbox"/>	<input type="checkbox"/>	<input type="checkbox"/>	<input type="checkbox"/>	<input type="checkbox"/>	<input type="checkbox"/>	<input type="checkbox"/>	<input type="checkbox"/>	<input type="checkbox"/>	<input type="checkbox"/>
	23101245-032	11/03/2023 1212	HNO3	Groundwater	<input checked="" type="checkbox"/>	<input type="checkbox"/>	<input type="checkbox"/>	<input type="checkbox"/>	<input type="checkbox"/>	<input type="checkbox"/>	<input type="checkbox"/>	<input type="checkbox"/>	<input type="checkbox"/>	<input type="checkbox"/>	<input type="checkbox"/>	<input type="checkbox"/>	<input type="checkbox"/>	<input type="checkbox"/>	<input type="checkbox"/>	<input type="checkbox"/>
	23101245-033	11/01/2023 1034	HNO3	Groundwater	<input checked="" type="checkbox"/>	<input type="checkbox"/>	<input type="checkbox"/>	<input type="checkbox"/>	<input type="checkbox"/>	<input type="checkbox"/>	<input type="checkbox"/>	<input type="checkbox"/>	<input type="checkbox"/>	<input type="checkbox"/>	<input type="checkbox"/>	<input type="checkbox"/>	<input type="checkbox"/>	<input type="checkbox"/>	<input type="checkbox"/>	<input type="checkbox"/>

Relinquished By: <i>[Signature]</i>	Date/Time: 11/03/23	Received By: <i>M. Pirette</i>	Date/Time: 11/03/23 1240

Teklab maintains a strict policy of client confidentiality and as such does not provide client/sampler information without proper authorization, and proprietary rights. Teklab, Inc. protects clients' confidential information as directed by local, state or federal laws. (Teklab QAM Section 9.1, TNI V1 M2 Section 4.1.5 c)



APPENDIX A.
ANNUAL GROUNDWATER MONITORING AND CORRECTIVE ACTION REPORT
BALDWIN POWER PLANT, BOTTOM ASH POND
BAL-257-601

Login Sample Receipt Checklist

Client: TekLab, Inc

Job Number: 160-52085-1

SDG Number: 23101245

Login Number: 52085

List Number: 1

Creator: Worthington, Sierra M

List Source: Eurofins St. Louis

Question	Answer	Comment
Radioactivity wasn't checked or is \leq background as measured by a survey meter.	True	
The cooler's custody seal, if present, is intact.	True	
Sample custody seals, if present, are intact.	True	
The cooler or samples do not appear to have been compromised or tampered with.	True	
Samples were received on ice.	N/A	
Cooler Temperature is acceptable.	True	
Cooler Temperature is recorded.	True	
COC is present.	True	
COC is filled out in ink and legible.	True	
COC is filled out with all pertinent information.	True	
Is the Field Sampler's name present on COC?	True	
There are no discrepancies between the containers received and the COC.	True	
Samples are received within Holding Time (excluding tests with immediate HTs)	True	
Sample containers have legible labels.	True	
Containers are not broken or leaking.	True	
Sample collection date/times are provided.	True	
Appropriate sample containers are used.	True	
Sample bottles are completely filled.	True	
Sample Preservation Verified.	True	Sample 14 & 24 preserved upon arrival.
There is sufficient vol. for all requested analyses, incl. any requested MS/MSDs	True	
Containers requiring zero headspace have no headspace or bubble is <math><6\text{mm}</math> (1/4").	N/A	
Multiphasic samples are not present.	True	
Samples do not require splitting or compositing.	True	
Residual Chlorine Checked.	N/A	

Definitions/Glossary

Client: TekLab, Inc
 Project/Site: Radium-226 and Radium-228

Job ID: 160-52085-1
 Date: 10/25/2021
 SDG: 23101245

Qualifiers

Rad

Qualifier	Qualifier Description
G	The Sample MDC is greater than the requested RL.
U	Result is less than the sample detection limit.

Glossary

Abbreviation	These commonly used abbreviations may or may not be present in this report.
α	Listed under the "D" column to designate that the result is reported on a dry weight basis
%R	Percent Recovery
CFL	Contains Free Liquid
CFU	Colony Forming Unit
CNF	Contains No Free Liquid
DER	Duplicate Error Ratio (normalized absolute difference)
Dil Fac	Dilution Factor
DL	Detection Limit (DoD/DOE)
DL, RA, RE, IN	Indicates a Dilution, Re-analysis, Re-extraction, or additional Initial metals/anion analysis of the sample
DLC	Decision Level Concentration (Radiochemistry)
EDL	Estimated Detection Limit (Dioxin)
LOD	Limit of Detection (DoD/DOE)
LOQ	Limit of Quantitation (DoD/DOE)
MCL	EPA recommended "Maximum Contaminant Level"
MDA	Minimum Detectable Activity (Radiochemistry)
MDC	Minimum Detectable Concentration (Radiochemistry)
MDL	Method Detection Limit
ML	Minimum Level (Dioxin)
MPN	Most Probable Number
MQL	Method Quantitation Limit
NC	Not Calculated
ND	Not Detected at the reporting limit (or MDL or EDL if shown)
NEG	Negative / Absent
POS	Positive / Present
PQL	Practical Quantitation Limit
PRES	Presumptive
QC	Quality Control
RER	Relative Error Ratio (Radiochemistry)
RL	Reporting Limit or Requested Limit (Radiochemistry)
RPD	Relative Percent Difference, a measure of the relative difference between two points
TEF	Toxicity Equivalent Factor (Dioxin)
TEQ	Toxicity Equivalent Quotient (Dioxin)
TNTC	Too Numerous To Count

Method Summary

Client: TekLab, Inc
 Project/Site: Radium-226 and Radium-228

Job ID: 160-52085-1
 Date: 12/7/2023
 SDG: 23101245

Method	Method Description	Protocol	Laboratory
903.0	Radium-226 (GFPC)	EPA	EET SL
904.0	Radium-228 (GFPC)	EPA	EET SL
Ra226_Ra228 Pos	Combined Radium-226 and Radium-228	TAL-STL	EET SL
PrecSep_0	Preparation, Precipitate Separation	None	EET SL
PrecSep-21	Preparation, Precipitate Separation (21-Day In-Growth)	None	EET SL

Protocol References:

- EPA = US Environmental Protection Agency
- None = None
- TAL-STL = TestAmerica Laboratories, St. Louis, Facility Standard Operating Procedure.

Laboratory References:

- EET SL = Eurofins St. Louis, 13715 Rider Trail North, Earth City, MO 63045, TEL (314)298-8566



Client: TekLab, Inc
 Project/Site: Radium-226 and Radium-228

Lab ID: 160-52085-1
 Job: 23101245
 SDG: 23101245

Lab Sample ID	Client Sample ID	Matrix	Collected	Received
160-52085-1	23101245-001	Water	11/03/23 10:15	11/06/23 12:40
160-52085-2	23101245-002	Water	10/31/23 10:36	11/06/23 12:40
160-52085-3	23101245-003	Water	10/31/23 11:45	11/06/23 12:40
160-52085-4	23101245-004	Water	11/03/23 12:09	11/06/23 12:40
160-52085-5	23101245-005	Water	10/31/23 12:41	11/06/23 12:40
160-52085-6	23101245-006	Water	10/31/23 14:28	11/06/23 12:40
160-52085-7	23101245-007	Water	10/31/23 12:37	11/06/23 12:40
160-52085-8	23101245-008	Water	11/03/23 12:33	11/06/23 12:40
160-52085-9	23101245-009	Water	11/01/23 10:34	11/06/23 12:40
160-52085-10	23101245-010	Water	11/03/23 09:27	11/06/23 12:40
160-52085-11	23101245-011	Water	11/03/23 10:42	11/06/23 12:40
160-52085-12	23101245-012	Water	10/31/23 12:49	11/06/23 12:40
160-52085-13	23101245-013	Water	11/02/23 09:42	11/06/23 12:40
160-52085-14	23101245-014	Water	11/01/23 12:05	11/06/23 12:40
160-52085-15	23101245-015	Water	11/02/23 15:15	11/06/23 12:40
160-52085-16	23101245-016	Water	11/02/23 10:39	11/06/23 12:40
160-52085-17	23101245-017	Water	11/02/23 11:53	11/06/23 12:40
160-52085-18	23101245-018	Water	11/03/23 10:45	11/06/23 12:40
160-52085-19	23101245-019	Water	11/03/23 11:11	11/06/23 12:40
160-52085-20	23101245-020	Water	11/02/23 12:49	11/06/23 12:40
160-52085-21	23101245-021	Water	11/01/23 14:13	11/06/23 12:40
160-52085-22	23101245-022	Water	11/01/23 15:20	11/06/23 12:40
160-52085-23	23101245-023	Water	11/02/23 14:16	11/06/23 12:40
160-52085-24	23101245-024	Water	11/03/23 10:08	11/06/23 12:40
160-52085-25	23101245-025	Water	10/31/23 13:32	11/06/23 12:40
160-52085-26	23101245-026	Water	10/31/23 15:03	11/06/23 12:40
160-52085-27	23101245-027	Water	11/01/23 13:14	11/06/23 12:40
160-52085-28	23101245-028	Water	10/31/23 12:02	11/06/23 12:40
160-52085-29	23101245-029	Water	10/31/23 09:48	11/06/23 12:40
160-52085-30	23101245-030	Water	10/31/23 10:17	11/06/23 12:40
160-52085-31	23101245-031	Water	10/31/23 10:57	11/06/23 12:40
160-52085-32	23101245-032	Water	11/03/23 12:12	11/06/23 12:40
160-52085-33	23101245-033	Water	11/01/23 10:34	11/06/23 12:40



Client Sample Results

APPENDIX A.
 INITIAL GROUNDWATER MONITORING AND CORRECTIVE ACTION REPORT
 BALDWIN POWER PLANT, BOTTOM ASH POND

Client: TekLab, Inc
 Project/Site: Radium-226 and Radium-228

Lab ID: 160-52085-1
 SDG: 23101245

Client Sample ID: 23101245-001

Lab Sample ID: 160-52085-1

Date Collected: 11/03/23 10:15

Matrix: Water

Date Received: 11/06/23 12:40

Method: EPA 903.0 - Radium-226 (GFPC)

Analyte	Result	Qualifier	Count Uncert. (2σ+/-)	Total Uncert. (2σ+/-)	RL	MDC	Unit	Prepared	Analyzed	Dil Fac
Radium-226	0.0771	U	0.343	0.343	1.00	0.640	pCi/L	11/08/23 09:04	12/06/23 21:12	1
Carrier	%Yield	Qualifier	Limits					Prepared	Analyzed	Dil Fac
Ba Carrier	79.3		30 - 110					11/08/23 09:04	12/06/23 21:12	1

Method: EPA 904.0 - Radium-228 (GFPC)

Analyte	Result	Qualifier	Count Uncert. (2σ+/-)	Total Uncert. (2σ+/-)	RL	MDC	Unit	Prepared	Analyzed	Dil Fac
Radium-228	0.370	U	0.533	0.534	1.00	0.898	pCi/L	11/08/23 09:08	12/06/23 11:44	1
Carrier	%Yield	Qualifier	Limits					Prepared	Analyzed	Dil Fac
Ba Carrier	79.3		30 - 110					11/08/23 09:08	12/06/23 11:44	1
Y Carrier	77.0		30 - 110					11/08/23 09:08	12/06/23 11:44	1

Method: TAL-STL Ra226_Ra228 Pos - Combined Radium-226 and Radium-228

Analyte	Result	Qualifier	Count Uncert. (2σ+/-)	Total Uncert. (2σ+/-)	RL	MDC	Unit	Prepared	Analyzed	Dil Fac
Radium 226 and 228	0.447	U	0.634	0.635	5.00	0.898	pCi/L		12/07/23 12:58	1

Client Sample ID: 23101245-002

Lab Sample ID: 160-52085-2

Date Collected: 10/31/23 10:36

Matrix: Water

Date Received: 11/06/23 12:40

Method: EPA 903.0 - Radium-226 (GFPC)

Analyte	Result	Qualifier	Count Uncert. (2σ+/-)	Total Uncert. (2σ+/-)	RL	MDC	Unit	Prepared	Analyzed	Dil Fac
Radium-226	0.284	U	0.270	0.271	1.00	0.416	pCi/L	11/08/23 09:04	12/06/23 21:43	1
Carrier	%Yield	Qualifier	Limits					Prepared	Analyzed	Dil Fac
Ba Carrier	85.2		30 - 110					11/08/23 09:04	12/06/23 21:43	1

Method: EPA 904.0 - Radium-228 (GFPC)

Analyte	Result	Qualifier	Count Uncert. (2σ+/-)	Total Uncert. (2σ+/-)	RL	MDC	Unit	Prepared	Analyzed	Dil Fac
Radium-228	0.288	U	0.518	0.519	1.00	0.889	pCi/L	11/08/23 09:08	12/06/23 11:44	1
Carrier	%Yield	Qualifier	Limits					Prepared	Analyzed	Dil Fac
Ba Carrier	85.2		30 - 110					11/08/23 09:08	12/06/23 11:44	1
Y Carrier	78.1		30 - 110					11/08/23 09:08	12/06/23 11:44	1

Method: TAL-STL Ra226_Ra228 Pos - Combined Radium-226 and Radium-228

Analyte	Result	Qualifier	Count Uncert. (2σ+/-)	Total Uncert. (2σ+/-)	RL	MDC	Unit	Prepared	Analyzed	Dil Fac
Radium 226 and 228	0.573	U	0.584	0.585	5.00	0.889	pCi/L		12/07/23 12:58	1

Eurofins St. Louis

Client Sample Results

APPENDIX A.
 INITIAL GROUNDWATER MONITORING AND CORRECTIVE ACTION REPORT
 BALDWIN POWER PLANT, BOTTOM ASH POND

Client: TekLab, Inc
 Project/Site: Radium-226 and Radium-228

Lab ID: 160-52085-1
 SDG: 23101245

Client Sample ID: 23101245-003

Lab Sample ID: 160-52085-3

Date Collected: 10/31/23 11:45

Matrix: Water

Date Received: 11/06/23 12:40

Method: EPA 903.0 - Radium-226 (GFPC)

Analyte	Result	Qualifier	Count Uncert. (2σ+/-)	Total Uncert. (2σ+/-)	RL	MDC	Unit	Prepared	Analyzed	Dil Fac
Radium-226	0.188	U	0.371	0.371	1.00	0.659	pCi/L	11/08/23 09:04	12/06/23 21:43	1
Carrier	%Yield	Qualifier	Limits					Prepared	Analyzed	Dil Fac
Ba Carrier	92.6		30 - 110					11/08/23 09:04	12/06/23 21:43	1

Method: EPA 904.0 - Radium-228 (GFPC)

Analyte	Result	Qualifier	Count Uncert. (2σ+/-)	Total Uncert. (2σ+/-)	RL	MDC	Unit	Prepared	Analyzed	Dil Fac
Radium-228	1.18	G	0.772	0.779	1.00	1.15	pCi/L	11/08/23 09:08	12/06/23 11:44	1
Carrier	%Yield	Qualifier	Limits					Prepared	Analyzed	Dil Fac
Ba Carrier	92.6		30 - 110					11/08/23 09:08	12/06/23 11:44	1
Y Carrier	78.9		30 - 110					11/08/23 09:08	12/06/23 11:44	1

Method: TAL-STL Ra226_Ra228 Pos - Combined Radium-226 and Radium-228

Analyte	Result	Qualifier	Count Uncert. (2σ+/-)	Total Uncert. (2σ+/-)	RL	MDC	Unit	Prepared	Analyzed	Dil Fac
Radium 226 and 228	1.37		0.857	0.863	5.00	1.15	pCi/L		12/07/23 12:58	1

Client Sample ID: 23101245-004

Lab Sample ID: 160-52085-4

Date Collected: 11/03/23 12:09

Matrix: Water

Date Received: 11/06/23 12:40

Method: EPA 903.0 - Radium-226 (GFPC)

Analyte	Result	Qualifier	Count Uncert. (2σ+/-)	Total Uncert. (2σ+/-)	RL	MDC	Unit	Prepared	Analyzed	Dil Fac
Radium-226	0.0828	U	0.186	0.186	1.00	0.343	pCi/L	11/08/23 09:04	12/06/23 21:43	1
Carrier	%Yield	Qualifier	Limits					Prepared	Analyzed	Dil Fac
Ba Carrier	94.6		30 - 110					11/08/23 09:04	12/06/23 21:43	1

Method: EPA 904.0 - Radium-228 (GFPC)

Analyte	Result	Qualifier	Count Uncert. (2σ+/-)	Total Uncert. (2σ+/-)	RL	MDC	Unit	Prepared	Analyzed	Dil Fac
Radium-228	0.412	U	0.411	0.413	1.00	0.661	pCi/L	11/08/23 09:08	12/06/23 11:44	1
Carrier	%Yield	Qualifier	Limits					Prepared	Analyzed	Dil Fac
Ba Carrier	94.6		30 - 110					11/08/23 09:08	12/06/23 11:44	1
Y Carrier	81.1		30 - 110					11/08/23 09:08	12/06/23 11:44	1

Method: TAL-STL Ra226_Ra228 Pos - Combined Radium-226 and Radium-228

Analyte	Result	Qualifier	Count Uncert. (2σ+/-)	Total Uncert. (2σ+/-)	RL	MDC	Unit	Prepared	Analyzed	Dil Fac
Radium 226 and 228	0.495	U	0.451	0.453	5.00	0.661	pCi/L		12/07/23 12:58	1

Eurofins St. Louis

Client Sample Results

APPENDIX A.
 INITIAL GROUNDWATER MONITORING AND CORRECTIVE ACTION REPORT
 BALDWIN POWER PLANT, BOTTOM ASH POND

Client: TekLab, Inc
 Project/Site: Radium-226 and Radium-228

Lab ID: 160-52085-1
 Job ID: 160-52085-1
 SDG: 23101245

Client Sample ID: 23101245-005

Lab Sample ID: 160-52085-5

Date Collected: 10/31/23 12:41

Matrix: Water

Date Received: 11/06/23 12:40

Method: EPA 903.0 - Radium-226 (GFPC)

Analyte	Result	Qualifier	Count Uncert. (2σ+/-)	Total Uncert. (2σ+/-)	RL	MDC	Unit	Prepared	Analyzed	Dil Fac
Radium-226	0.184	U	0.229	0.229	1.00	0.377	pCi/L	11/08/23 09:04	12/06/23 21:45	1
Carrier	%Yield	Qualifier	Limits					Prepared	Analyzed	Dil Fac
Ba Carrier	83.0		30 - 110					11/08/23 09:04	12/06/23 21:45	1

Method: EPA 904.0 - Radium-228 (GFPC)

Analyte	Result	Qualifier	Count Uncert. (2σ+/-)	Total Uncert. (2σ+/-)	RL	MDC	Unit	Prepared	Analyzed	Dil Fac
Radium-228	1.10		0.615	0.623	1.00	0.882	pCi/L	11/08/23 09:08	12/06/23 11:44	1
Carrier	%Yield	Qualifier	Limits					Prepared	Analyzed	Dil Fac
Ba Carrier	83.0		30 - 110					11/08/23 09:08	12/06/23 11:44	1
Y Carrier	77.4		30 - 110					11/08/23 09:08	12/06/23 11:44	1

Method: TAL-STL Ra226_Ra228 Pos - Combined Radium-226 and Radium-228

Analyte	Result	Qualifier	Count Uncert. (2σ+/-)	Total Uncert. (2σ+/-)	RL	MDC	Unit	Prepared	Analyzed	Dil Fac
Radium 226 and 228	1.28		0.656	0.664	5.00	0.882	pCi/L		12/07/23 12:58	1

Client Sample ID: 23101245-006

Lab Sample ID: 160-52085-6

Date Collected: 10/31/23 14:28

Matrix: Water

Date Received: 11/06/23 12:40

Method: EPA 903.0 - Radium-226 (GFPC)

Analyte	Result	Qualifier	Count Uncert. (2σ+/-)	Total Uncert. (2σ+/-)	RL	MDC	Unit	Prepared	Analyzed	Dil Fac
Radium-226	0.118	U	0.162	0.162	1.00	0.273	pCi/L	11/08/23 09:04	12/06/23 21:45	1
Carrier	%Yield	Qualifier	Limits					Prepared	Analyzed	Dil Fac
Ba Carrier	93.3		30 - 110					11/08/23 09:04	12/06/23 21:45	1

Method: EPA 904.0 - Radium-228 (GFPC)

Analyte	Result	Qualifier	Count Uncert. (2σ+/-)	Total Uncert. (2σ+/-)	RL	MDC	Unit	Prepared	Analyzed	Dil Fac
Radium-228	0.166	U	0.336	0.337	1.00	0.582	pCi/L	11/08/23 09:08	12/06/23 11:44	1
Carrier	%Yield	Qualifier	Limits					Prepared	Analyzed	Dil Fac
Ba Carrier	93.3		30 - 110					11/08/23 09:08	12/06/23 11:44	1
Y Carrier	81.9		30 - 110					11/08/23 09:08	12/06/23 11:44	1

Method: TAL-STL Ra226_Ra228 Pos - Combined Radium-226 and Radium-228

Analyte	Result	Qualifier	Count Uncert. (2σ+/-)	Total Uncert. (2σ+/-)	RL	MDC	Unit	Prepared	Analyzed	Dil Fac
Radium 226 and 228	0.284	U	0.373	0.374	5.00	0.582	pCi/L		12/07/23 12:58	1

Eurofins St. Louis

Client Sample Results

APPENDIX A.
 INITIAL GROUNDWATER MONITORING AND CORRECTIVE ACTION REPORT
 BALDWIN POWER PLANT, BOTTOM ASH POND

Client: TekLab, Inc
 Project/Site: Radium-226 and Radium-228

Lab ID: 160-52085-1
 SDG: 23101245

Client Sample ID: 23101245-007

Lab Sample ID: 160-52085-7

Date Collected: 10/31/23 12:37

Matrix: Water

Date Received: 11/06/23 12:40

Method: EPA 903.0 - Radium-226 (GFPC)

Analyte	Result	Qualifier	Count Uncert. (2σ+/-)	Total Uncert. (2σ+/-)	RL	MDC	Unit	Prepared	Analyzed	Dil Fac
Radium-226	0.232	U	0.239	0.240	1.00	0.375	pCi/L	11/08/23 09:04	12/06/23 21:46	1
Carrier	%Yield	Qualifier	Limits					Prepared	Analyzed	Dil Fac
Ba Carrier	94.3		30 - 110					11/08/23 09:04	12/06/23 21:46	1

Method: EPA 904.0 - Radium-228 (GFPC)

Analyte	Result	Qualifier	Count Uncert. (2σ+/-)	Total Uncert. (2σ+/-)	RL	MDC	Unit	Prepared	Analyzed	Dil Fac
Radium-228	0.600	U	0.451	0.454	1.00	0.682	pCi/L	11/08/23 09:08	12/06/23 11:44	1
Carrier	%Yield	Qualifier	Limits					Prepared	Analyzed	Dil Fac
Ba Carrier	94.3		30 - 110					11/08/23 09:08	12/06/23 11:44	1
Y Carrier	80.4		30 - 110					11/08/23 09:08	12/06/23 11:44	1

Method: TAL-STL Ra226_Ra228 Pos - Combined Radium-226 and Radium-228

Analyte	Result	Qualifier	Count Uncert. (2σ+/-)	Total Uncert. (2σ+/-)	RL	MDC	Unit	Prepared	Analyzed	Dil Fac
Radium 226 and 228	0.832		0.510	0.514	5.00	0.682	pCi/L		12/07/23 12:58	1

Client Sample ID: 23101245-008

Lab Sample ID: 160-52085-8

Date Collected: 11/03/23 12:33

Matrix: Water

Date Received: 11/06/23 12:40

Method: EPA 903.0 - Radium-226 (GFPC)

Analyte	Result	Qualifier	Count Uncert. (2σ+/-)	Total Uncert. (2σ+/-)	RL	MDC	Unit	Prepared	Analyzed	Dil Fac
Radium-226	0.242	U	0.198	0.199	1.00	0.291	pCi/L	11/08/23 09:04	12/06/23 21:46	1
Carrier	%Yield	Qualifier	Limits					Prepared	Analyzed	Dil Fac
Ba Carrier	94.3		30 - 110					11/08/23 09:04	12/06/23 21:46	1

Method: EPA 904.0 - Radium-228 (GFPC)

Analyte	Result	Qualifier	Count Uncert. (2σ+/-)	Total Uncert. (2σ+/-)	RL	MDC	Unit	Prepared	Analyzed	Dil Fac
Radium-228	0.0410	U	0.286	0.286	1.00	0.525	pCi/L	11/08/23 09:08	12/06/23 11:44	1
Carrier	%Yield	Qualifier	Limits					Prepared	Analyzed	Dil Fac
Ba Carrier	94.3		30 - 110					11/08/23 09:08	12/06/23 11:44	1
Y Carrier	84.5		30 - 110					11/08/23 09:08	12/06/23 11:44	1

Method: TAL-STL Ra226_Ra228 Pos - Combined Radium-226 and Radium-228

Analyte	Result	Qualifier	Count Uncert. (2σ+/-)	Total Uncert. (2σ+/-)	RL	MDC	Unit	Prepared	Analyzed	Dil Fac
Radium 226 and 228	0.283	U	0.348	0.348	5.00	0.525	pCi/L		12/07/23 12:58	1

Eurofins St. Louis

Client Sample Results

APPENDIX A.

MINIHAL GROUNDWATER MONITORING AND CORRECTIVE ACTION REPORT
BALDWIN POWER PLANT, BOTTOM ASH POND

Client: TekLab, Inc
Project/Site: Radium-226 and Radium-228

Lab ID: 160-52085-1
SDG: 23101245

Client Sample ID: 23101245-009

Lab Sample ID: 160-52085-9

Date Collected: 11/01/23 10:34

Matrix: Water

Date Received: 11/06/23 12:40

Method: EPA 903.0 - Radium-226 (GFPC)

Analyte	Result	Qualifier	Count Uncert. (2σ+/-)	Total Uncert. (2σ+/-)	RL	MDC	Unit	Prepared	Analyzed	Dil Fac
Radium-226	0.130	U	0.156	0.157	1.00	0.254	pCi/L	11/08/23 09:04	12/06/23 21:49	1
Carrier	%Yield	Qualifier	Limits					Prepared	Analyzed	Dil Fac
Ba Carrier	87.9		30 - 110					11/08/23 09:04	12/06/23 21:49	1

Method: EPA 904.0 - Radium-228 (GFPC)

Analyte	Result	Qualifier	Count Uncert. (2σ+/-)	Total Uncert. (2σ+/-)	RL	MDC	Unit	Prepared	Analyzed	Dil Fac
Radium-228	0.380	U	0.334	0.336	1.00	0.521	pCi/L	11/08/23 09:08	12/06/23 11:48	1
Carrier	%Yield	Qualifier	Limits					Prepared	Analyzed	Dil Fac
Ba Carrier	87.9		30 - 110					11/08/23 09:08	12/06/23 11:48	1
Y Carrier	80.4		30 - 110					11/08/23 09:08	12/06/23 11:48	1

Method: TAL-STL Ra226_Ra228 Pos - Combined Radium-226 and Radium-228

Analyte	Result	Qualifier	Count Uncert. (2σ+/-)	Total Uncert. (2σ+/-)	RL	MDC	Unit	Prepared	Analyzed	Dil Fac
Radium 226 and 228	0.510	U	0.369	0.371	5.00	0.521	pCi/L		12/07/23 12:58	1

Client Sample ID: 23101245-010

Lab Sample ID: 160-52085-10

Date Collected: 11/03/23 09:27

Matrix: Water

Date Received: 11/06/23 12:40

Method: EPA 903.0 - Radium-226 (GFPC)

Analyte	Result	Qualifier	Count Uncert. (2σ+/-)	Total Uncert. (2σ+/-)	RL	MDC	Unit	Prepared	Analyzed	Dil Fac
Radium-226	0.0469	U	0.146	0.146	1.00	0.284	pCi/L	11/08/23 09:04	12/06/23 21:49	1
Carrier	%Yield	Qualifier	Limits					Prepared	Analyzed	Dil Fac
Ba Carrier	77.0		30 - 110					11/08/23 09:04	12/06/23 21:49	1

Method: EPA 904.0 - Radium-228 (GFPC)

Analyte	Result	Qualifier	Count Uncert. (2σ+/-)	Total Uncert. (2σ+/-)	RL	MDC	Unit	Prepared	Analyzed	Dil Fac
Radium-228	-0.00611	U	0.327	0.327	1.00	0.631	pCi/L	11/08/23 09:08	12/06/23 11:47	1
Carrier	%Yield	Qualifier	Limits					Prepared	Analyzed	Dil Fac
Ba Carrier	77.0		30 - 110					11/08/23 09:08	12/06/23 11:47	1
Y Carrier	72.9		30 - 110					11/08/23 09:08	12/06/23 11:47	1

Method: TAL-STL Ra226_Ra228 Pos - Combined Radium-226 and Radium-228

Analyte	Result	Qualifier	Count Uncert. (2σ+/-)	Total Uncert. (2σ+/-)	RL	MDC	Unit	Prepared	Analyzed	Dil Fac
Radium 226 and 228	0.0469	U	0.358	0.358	5.00	0.631	pCi/L		12/07/23 12:59	1

Eurofins St. Louis

Client Sample Results

APPENDIX A.
 INITIAL GROUNDWATER MONITORING AND CORRECTIVE ACTION REPORT
 BALDWIN POWER PLANT, BOTTOM ASH POND

Client: TekLab, Inc
 Project/Site: Radium-226 and Radium-228

Lab ID: 160-52085-1
 SDG: 23101245

Client Sample ID: 23101245-011

Lab Sample ID: 160-52085-11

Date Collected: 11/03/23 10:42

Matrix: Water

Date Received: 11/06/23 12:40

Method: EPA 903.0 - Radium-226 (GFPC)

Analyte	Result	Qualifier	Count Uncert. (2σ+/-)	Total Uncert. (2σ+/-)	RL	MDC	Unit	Prepared	Analyzed	Dil Fac
Radium-226	0.779		0.300	0.308	1.00	0.309	pCi/L	11/08/23 09:04	12/06/23 21:49	1
Carrier	%Yield	Qualifier	Limits					Prepared	Analyzed	Dil Fac
Ba Carrier	86.2		30 - 110					11/08/23 09:04	12/06/23 21:49	1

Method: EPA 904.0 - Radium-228 (GFPC)

Analyte	Result	Qualifier	Count Uncert. (2σ+/-)	Total Uncert. (2σ+/-)	RL	MDC	Unit	Prepared	Analyzed	Dil Fac
Radium-228	0.773		0.418	0.424	1.00	0.585	pCi/L	11/08/23 09:08	12/06/23 11:47	1
Carrier	%Yield	Qualifier	Limits					Prepared	Analyzed	Dil Fac
Ba Carrier	86.2		30 - 110					11/08/23 09:08	12/06/23 11:47	1
Y Carrier	77.0		30 - 110					11/08/23 09:08	12/06/23 11:47	1

Method: TAL-STL Ra226_Ra228 Pos - Combined Radium-226 and Radium-228

Analyte	Result	Qualifier	Count Uncert. (2σ+/-)	Total Uncert. (2σ+/-)	RL	MDC	Unit	Prepared	Analyzed	Dil Fac
Radium 226 and 228	1.55		0.515	0.524	5.00	0.585	pCi/L		12/07/23 12:59	1

Client Sample ID: 23101245-012

Lab Sample ID: 160-52085-12

Date Collected: 10/31/23 12:49

Matrix: Water

Date Received: 11/06/23 12:40

Method: EPA 903.0 - Radium-226 (GFPC)

Analyte	Result	Qualifier	Count Uncert. (2σ+/-)	Total Uncert. (2σ+/-)	RL	MDC	Unit	Prepared	Analyzed	Dil Fac
Radium-226	0.244	U	0.223	0.224	1.00	0.343	pCi/L	11/08/23 09:04	12/06/23 21:49	1
Carrier	%Yield	Qualifier	Limits					Prepared	Analyzed	Dil Fac
Ba Carrier	84.4		30 - 110					11/08/23 09:04	12/06/23 21:49	1

Method: EPA 904.0 - Radium-228 (GFPC)

Analyte	Result	Qualifier	Count Uncert. (2σ+/-)	Total Uncert. (2σ+/-)	RL	MDC	Unit	Prepared	Analyzed	Dil Fac
Radium-228	0.436	U	0.406	0.408	1.00	0.646	pCi/L	11/08/23 09:08	12/06/23 11:47	1
Carrier	%Yield	Qualifier	Limits					Prepared	Analyzed	Dil Fac
Ba Carrier	84.4		30 - 110					11/08/23 09:08	12/06/23 11:47	1
Y Carrier	76.3		30 - 110					11/08/23 09:08	12/06/23 11:47	1

Method: TAL-STL Ra226_Ra228 Pos - Combined Radium-226 and Radium-228

Analyte	Result	Qualifier	Count Uncert. (2σ+/-)	Total Uncert. (2σ+/-)	RL	MDC	Unit	Prepared	Analyzed	Dil Fac
Radium 226 and 228	0.681		0.463	0.465	5.00	0.646	pCi/L		12/07/23 12:59	1

Eurofins St. Louis

Client Sample Results

APPENDIX A.
 INITIAL GROUNDWATER MONITORING AND CORRECTIVE ACTION REPORT
 BALDWIN POWER PLANT, BOTTOM ASH POND

Client: TekLab, Inc
 Project/Site: Radium-226 and Radium-228

Lab ID: 160-52085-1
 SDG: 23101245

Client Sample ID: 23101245-013

Lab Sample ID: 160-52085-13

Date Collected: 11/02/23 09:42

Matrix: Water

Date Received: 11/06/23 12:40

Method: EPA 903.0 - Radium-226 (GFPC)

Analyte	Result	Qualifier	Count Uncert. (2σ+/-)	Total Uncert. (2σ+/-)	RL	MDC	Unit	Prepared	Analyzed	Dil Fac
Radium-226	0.0429	U	0.148	0.148	1.00	0.287	pCi/L	11/08/23 09:04	12/06/23 21:49	1
Carrier	%Yield	Qualifier	Limits					Prepared	Analyzed	Dil Fac
Ba Carrier	87.7		30 - 110					11/08/23 09:04	12/06/23 21:49	1

Method: EPA 904.0 - Radium-228 (GFPC)

Analyte	Result	Qualifier	Count Uncert. (2σ+/-)	Total Uncert. (2σ+/-)	RL	MDC	Unit	Prepared	Analyzed	Dil Fac
Radium-228	0.311	U	0.408	0.409	1.00	0.679	pCi/L	11/08/23 09:08	12/06/23 11:47	1
Carrier	%Yield	Qualifier	Limits					Prepared	Analyzed	Dil Fac
Ba Carrier	87.7		30 - 110					11/08/23 09:08	12/06/23 11:47	1
Y Carrier	80.4		30 - 110					11/08/23 09:08	12/06/23 11:47	1

Method: TAL-STL Ra226_Ra228 Pos - Combined Radium-226 and Radium-228

Analyte	Result	Qualifier	Count Uncert. (2σ+/-)	Total Uncert. (2σ+/-)	RL	MDC	Unit	Prepared	Analyzed	Dil Fac
Radium 226 and 228	0.354	U	0.434	0.435	5.00	0.679	pCi/L		12/07/23 12:59	1

Client Sample ID: 23101245-014

Lab Sample ID: 160-52085-14

Date Collected: 11/01/23 12:05

Matrix: Water

Date Received: 11/06/23 12:40

Method: EPA 903.0 - Radium-226 (GFPC)

Analyte	Result	Qualifier	Count Uncert. (2σ+/-)	Total Uncert. (2σ+/-)	RL	MDC	Unit	Prepared	Analyzed	Dil Fac
Radium-226	0.308		0.219	0.220	1.00	0.291	pCi/L	11/08/23 09:04	12/06/23 21:49	1
Carrier	%Yield	Qualifier	Limits					Prepared	Analyzed	Dil Fac
Ba Carrier	76.0		30 - 110					11/08/23 09:04	12/06/23 21:49	1

Method: EPA 904.0 - Radium-228 (GFPC)

Analyte	Result	Qualifier	Count Uncert. (2σ+/-)	Total Uncert. (2σ+/-)	RL	MDC	Unit	Prepared	Analyzed	Dil Fac
Radium-228	0.648	U	0.469	0.473	1.00	0.708	pCi/L	11/08/23 09:08	12/06/23 11:47	1
Carrier	%Yield	Qualifier	Limits					Prepared	Analyzed	Dil Fac
Ba Carrier	76.0		30 - 110					11/08/23 09:08	12/06/23 11:47	1
Y Carrier	72.5		30 - 110					11/08/23 09:08	12/06/23 11:47	1

Method: TAL-STL Ra226_Ra228 Pos - Combined Radium-226 and Radium-228

Analyte	Result	Qualifier	Count Uncert. (2σ+/-)	Total Uncert. (2σ+/-)	RL	MDC	Unit	Prepared	Analyzed	Dil Fac
Radium 226 and 228	0.956		0.518	0.522	5.00	0.708	pCi/L		12/07/23 12:59	1

Eurofins St. Louis

Client Sample Results

APPENDIX A.
 INITIAL GROUNDWATER MONITORING AND CORRECTIVE ACTION REPORT
 BALDWIN POWER PLANT, BOTTOM ASH POND

Client: TekLab, Inc
 Project/Site: Radium-226 and Radium-228

Lab ID: 160-52085-1
 Job ID: 160-52085-1
 SDG: 23101245

Client Sample ID: 23101245-015

Lab Sample ID: 160-52085-15

Date Collected: 11/02/23 15:15

Matrix: Water

Date Received: 11/06/23 12:40

Method: EPA 903.0 - Radium-226 (GFPC)

Analyte	Result	Qualifier	Count Uncert. (2σ+/-)	Total Uncert. (2σ+/-)	RL	MDC	Unit	Prepared	Analyzed	Dil Fac
Radium-226	-0.0208	U	0.126	0.126	1.00	0.274	pCi/L	11/08/23 09:04	12/07/23 06:08	1
Carrier	%Yield	Qualifier	Limits					Prepared	Analyzed	Dil Fac
Ba Carrier	86.7		30 - 110					11/08/23 09:04	12/07/23 06:08	1

Method: EPA 904.0 - Radium-228 (GFPC)

Analyte	Result	Qualifier	Count Uncert. (2σ+/-)	Total Uncert. (2σ+/-)	RL	MDC	Unit	Prepared	Analyzed	Dil Fac
Radium-228	0.493	U	0.351	0.354	1.00	0.524	pCi/L	11/08/23 09:08	12/06/23 11:47	1
Carrier	%Yield	Qualifier	Limits					Prepared	Analyzed	Dil Fac
Ba Carrier	86.7		30 - 110					11/08/23 09:08	12/06/23 11:47	1
Y Carrier	80.0		30 - 110					11/08/23 09:08	12/06/23 11:47	1

Method: TAL-STL Ra226_Ra228 Pos - Combined Radium-226 and Radium-228

Analyte	Result	Qualifier	Count Uncert. (2σ+/-)	Total Uncert. (2σ+/-)	RL	MDC	Unit	Prepared	Analyzed	Dil Fac
Radium 226 and 228	0.493	U	0.373	0.376	5.00	0.524	pCi/L		12/07/23 12:59	1

Client Sample ID: 23101245-016

Lab Sample ID: 160-52085-16

Date Collected: 11/02/23 10:39

Matrix: Water

Date Received: 11/06/23 12:40

Method: EPA 903.0 - Radium-226 (GFPC)

Analyte	Result	Qualifier	Count Uncert. (2σ+/-)	Total Uncert. (2σ+/-)	RL	MDC	Unit	Prepared	Analyzed	Dil Fac
Radium-226	0.248	U	0.193	0.194	1.00	0.278	pCi/L	11/08/23 09:04	12/07/23 06:08	1
Carrier	%Yield	Qualifier	Limits					Prepared	Analyzed	Dil Fac
Ba Carrier	82.2		30 - 110					11/08/23 09:04	12/07/23 06:08	1

Method: EPA 904.0 - Radium-228 (GFPC)

Analyte	Result	Qualifier	Count Uncert. (2σ+/-)	Total Uncert. (2σ+/-)	RL	MDC	Unit	Prepared	Analyzed	Dil Fac
Radium-228	0.672		0.403	0.407	1.00	0.572	pCi/L	11/08/23 09:08	12/06/23 11:47	1
Carrier	%Yield	Qualifier	Limits					Prepared	Analyzed	Dil Fac
Ba Carrier	82.2		30 - 110					11/08/23 09:08	12/06/23 11:47	1
Y Carrier	77.4		30 - 110					11/08/23 09:08	12/06/23 11:47	1

Method: TAL-STL Ra226_Ra228 Pos - Combined Radium-226 and Radium-228

Analyte	Result	Qualifier	Count Uncert. (2σ+/-)	Total Uncert. (2σ+/-)	RL	MDC	Unit	Prepared	Analyzed	Dil Fac
Radium 226 and 228	0.920		0.447	0.451	5.00	0.572	pCi/L		12/07/23 12:59	1

Eurofins St. Louis

Client Sample Results

APPENDIX A.
 INITIAL GROUNDWATER MONITORING AND CORRECTIVE ACTION REPORT
 BALDWIN POWER PLANT, BOTTOM ASH POND

Client: TekLab, Inc
 Project/Site: Radium-226 and Radium-228

Lab ID: 160-52085-1
 SDG: 23101245

Client Sample ID: 23101245-017

Lab Sample ID: 160-52085-17

Date Collected: 11/02/23 11:53

Matrix: Water

Date Received: 11/06/23 12:40

Method: EPA 903.0 - Radium-226 (GFPC)

Analyte	Result	Qualifier	Count Uncert. (2σ+/-)	Total Uncert. (2σ+/-)	RL	MDC	Unit	Prepared	Analyzed	Dil Fac
Radium-226	0.439		0.214	0.218	1.00	0.249	pCi/L	11/08/23 09:04	12/07/23 06:08	1
Carrier	%Yield	Qualifier	Limits					Prepared	Analyzed	Dil Fac
Ba Carrier	92.1		30 - 110					11/08/23 09:04	12/07/23 06:08	1

Method: EPA 904.0 - Radium-228 (GFPC)

Analyte	Result	Qualifier	Count Uncert. (2σ+/-)	Total Uncert. (2σ+/-)	RL	MDC	Unit	Prepared	Analyzed	Dil Fac
Radium-228	1.14		0.425	0.438	1.00	0.524	pCi/L	11/08/23 09:08	12/06/23 11:47	1
Carrier	%Yield	Qualifier	Limits					Prepared	Analyzed	Dil Fac
Ba Carrier	92.1		30 - 110					11/08/23 09:08	12/06/23 11:47	1
Y Carrier	83.0		30 - 110					11/08/23 09:08	12/06/23 11:47	1

Method: TAL-STL Ra226_Ra228 Pos - Combined Radium-226 and Radium-228

Analyte	Result	Qualifier	Count Uncert. (2σ+/-)	Total Uncert. (2σ+/-)	RL	MDC	Unit	Prepared	Analyzed	Dil Fac
Radium 226 and 228	1.58		0.476	0.489	5.00	0.524	pCi/L		12/07/23 12:59	1

Client Sample ID: 23101245-018

Lab Sample ID: 160-52085-18

Date Collected: 11/03/23 10:45

Matrix: Water

Date Received: 11/06/23 12:40

Method: EPA 903.0 - Radium-226 (GFPC)

Analyte	Result	Qualifier	Count Uncert. (2σ+/-)	Total Uncert. (2σ+/-)	RL	MDC	Unit	Prepared	Analyzed	Dil Fac
Radium-226	0.228	U	0.195	0.196	1.00	0.296	pCi/L	11/08/23 09:04	12/07/23 06:08	1
Carrier	%Yield	Qualifier	Limits					Prepared	Analyzed	Dil Fac
Ba Carrier	90.9		30 - 110					11/08/23 09:04	12/07/23 06:08	1

Method: EPA 904.0 - Radium-228 (GFPC)

Analyte	Result	Qualifier	Count Uncert. (2σ+/-)	Total Uncert. (2σ+/-)	RL	MDC	Unit	Prepared	Analyzed	Dil Fac
Radium-228	0.197	U	0.331	0.331	1.00	0.567	pCi/L	11/08/23 09:08	12/06/23 11:47	1
Carrier	%Yield	Qualifier	Limits					Prepared	Analyzed	Dil Fac
Ba Carrier	90.9		30 - 110					11/08/23 09:08	12/06/23 11:47	1
Y Carrier	77.8		30 - 110					11/08/23 09:08	12/06/23 11:47	1

Method: TAL-STL Ra226_Ra228 Pos - Combined Radium-226 and Radium-228

Analyte	Result	Qualifier	Count Uncert. (2σ+/-)	Total Uncert. (2σ+/-)	RL	MDC	Unit	Prepared	Analyzed	Dil Fac
Radium 226 and 228	0.424	U	0.384	0.385	5.00	0.567	pCi/L		12/07/23 12:59	1

Eurofins St. Louis

Client Sample Results

APPENDIX A.

MINIHAL GROUNDWATER MONITORING AND CORRECTIVE ACTION REPORT
BALDWIN POWER PLANT, BOTTOM ASH POND

Client: TekLab, Inc
Project/Site: Radium-226 and Radium-228

Lab ID: 160-52085-1
SDG: 23101245

Client Sample ID: 23101245-019

Lab Sample ID: 160-52085-19

Date Collected: 11/03/23 11:11

Matrix: Water

Date Received: 11/06/23 12:40

Method: EPA 903.0 - Radium-226 (GFPC)

Analyte	Result	Qualifier	Count Uncert. (2σ+/-)	Total Uncert. (2σ+/-)	RL	MDC	Unit	Prepared	Analyzed	Dil Fac
Radium-226	0.246		0.176	0.177	1.00	0.241	pCi/L	11/08/23 09:04	12/07/23 06:09	1
Carrier	%Yield	Qualifier	Limits					Prepared	Analyzed	Dil Fac
Ba Carrier	86.4		30 - 110					11/08/23 09:04	12/07/23 06:09	1

Method: EPA 904.0 - Radium-228 (GFPC)

Analyte	Result	Qualifier	Count Uncert. (2σ+/-)	Total Uncert. (2σ+/-)	RL	MDC	Unit	Prepared	Analyzed	Dil Fac
Radium-228	0.189	U	0.305	0.306	1.00	0.523	pCi/L	11/08/23 09:08	12/06/23 11:47	1
Carrier	%Yield	Qualifier	Limits					Prepared	Analyzed	Dil Fac
Ba Carrier	86.4		30 - 110					11/08/23 09:08	12/06/23 11:47	1
Y Carrier	80.4		30 - 110					11/08/23 09:08	12/06/23 11:47	1

Method: TAL-STL Ra226_Ra228 Pos - Combined Radium-226 and Radium-228

Analyte	Result	Qualifier	Count Uncert. (2σ+/-)	Total Uncert. (2σ+/-)	RL	MDC	Unit	Prepared	Analyzed	Dil Fac
Radium 226 and 228	0.435	U	0.352	0.354	5.00	0.523	pCi/L		12/07/23 12:59	1

Client Sample ID: 23101245-020

Lab Sample ID: 160-52085-20

Date Collected: 11/02/23 12:49

Matrix: Water

Date Received: 11/06/23 12:40

Method: EPA 903.0 - Radium-226 (GFPC)

Analyte	Result	Qualifier	Count Uncert. (2σ+/-)	Total Uncert. (2σ+/-)	RL	MDC	Unit	Prepared	Analyzed	Dil Fac
Radium-226	0.303	U	0.340	0.341	1.00	0.548	pCi/L	11/08/23 09:04	12/07/23 06:09	1
Carrier	%Yield	Qualifier	Limits					Prepared	Analyzed	Dil Fac
Ba Carrier	85.4		30 - 110					11/08/23 09:04	12/07/23 06:09	1

Method: EPA 904.0 - Radium-228 (GFPC)

Analyte	Result	Qualifier	Count Uncert. (2σ+/-)	Total Uncert. (2σ+/-)	RL	MDC	Unit	Prepared	Analyzed	Dil Fac
Radium-228	0.958	U G	0.726	0.731	1.00	1.11	pCi/L	11/08/23 09:08	12/06/23 11:46	1
Carrier	%Yield	Qualifier	Limits					Prepared	Analyzed	Dil Fac
Ba Carrier	85.4		30 - 110					11/08/23 09:08	12/06/23 11:46	1
Y Carrier	84.1		30 - 110					11/08/23 09:08	12/06/23 11:46	1

Method: TAL-STL Ra226_Ra228 Pos - Combined Radium-226 and Radium-228

Analyte	Result	Qualifier	Count Uncert. (2σ+/-)	Total Uncert. (2σ+/-)	RL	MDC	Unit	Prepared	Analyzed	Dil Fac
Radium 226 and 228	1.26		0.802	0.807	5.00	1.11	pCi/L		12/07/23 12:59	1

Eurofins St. Louis

Client Sample Results

APPENDIX A.
 INITIAL GROUNDWATER MONITORING AND CORRECTIVE ACTION REPORT
 BALDWIN POWER PLANT, BOTTOM ASH POND

Client: TekLab, Inc
 Project/Site: Radium-226 and Radium-228

Lab ID: 160-52085-1
 Job ID: 160-52085-1
 SDG: 23101245

Client Sample ID: 23101245-021

Lab Sample ID: 160-52085-21

Date Collected: 11/01/23 14:13

Matrix: Water

Date Received: 11/06/23 12:40

Method: EPA 903.0 - Radium-226 (GFPC)

Analyte	Result	Qualifier	Count Uncert. (2σ+/-)	Total Uncert. (2σ+/-)	RL	MDC	Unit	Prepared	Analyzed	Dil Fac
Radium-226	0.0745	U	0.124	0.125	1.00	0.217	pCi/L	11/08/23 08:58	12/06/23 07:36	1
Carrier	%Yield	Qualifier	Limits					Prepared	Analyzed	Dil Fac
Ba Carrier	90.4		30 - 110					11/08/23 08:58	12/06/23 07:36	1

Method: EPA 904.0 - Radium-228 (GFPC)

Analyte	Result	Qualifier	Count Uncert. (2σ+/-)	Total Uncert. (2σ+/-)	RL	MDC	Unit	Prepared	Analyzed	Dil Fac
Radium-228	0.265	U	0.339	0.339	1.00	0.563	pCi/L	11/08/23 09:03	12/04/23 11:51	1
Carrier	%Yield	Qualifier	Limits					Prepared	Analyzed	Dil Fac
Ba Carrier	90.4		30 - 110					11/08/23 09:03	12/04/23 11:51	1
Y Carrier	77.8		30 - 110					11/08/23 09:03	12/04/23 11:51	1

Method: TAL-STL Ra226_Ra228 Pos - Combined Radium-226 and Radium-228

Analyte	Result	Qualifier	Count Uncert. (2σ+/-)	Total Uncert. (2σ+/-)	RL	MDC	Unit	Prepared	Analyzed	Dil Fac
Radium 226 and 228	0.340	U	0.361	0.361	5.00	0.563	pCi/L		12/07/23 12:58	1

Client Sample ID: 23101245-022

Lab Sample ID: 160-52085-22

Date Collected: 11/01/23 15:20

Matrix: Water

Date Received: 11/06/23 12:40

Method: EPA 903.0 - Radium-226 (GFPC)

Analyte	Result	Qualifier	Count Uncert. (2σ+/-)	Total Uncert. (2σ+/-)	RL	MDC	Unit	Prepared	Analyzed	Dil Fac
Radium-226	0.182	U	0.169	0.170	1.00	0.263	pCi/L	11/08/23 08:58	12/06/23 07:36	1
Carrier	%Yield	Qualifier	Limits					Prepared	Analyzed	Dil Fac
Ba Carrier	96.3		30 - 110					11/08/23 08:58	12/06/23 07:36	1

Method: EPA 904.0 - Radium-228 (GFPC)

Analyte	Result	Qualifier	Count Uncert. (2σ+/-)	Total Uncert. (2σ+/-)	RL	MDC	Unit	Prepared	Analyzed	Dil Fac
Radium-228	0.695	U	0.476	0.480	1.00	0.713	pCi/L	11/08/23 09:03	12/04/23 11:51	1
Carrier	%Yield	Qualifier	Limits					Prepared	Analyzed	Dil Fac
Ba Carrier	96.3		30 - 110					11/08/23 09:03	12/04/23 11:51	1
Y Carrier	76.6		30 - 110					11/08/23 09:03	12/04/23 11:51	1

Method: TAL-STL Ra226_Ra228 Pos - Combined Radium-226 and Radium-228

Analyte	Result	Qualifier	Count Uncert. (2σ+/-)	Total Uncert. (2σ+/-)	RL	MDC	Unit	Prepared	Analyzed	Dil Fac
Radium 226 and 228	0.877		0.505	0.509	5.00	0.713	pCi/L		12/07/23 12:58	1

Eurofins St. Louis

Client Sample Results

APPENDIX A.

ANNUAL GROUNDWATER MONITORING AND CORRECTIVE ACTION REPORT
BALDWIN POWER PLANT, BOTTOM ASH POND

Client: TekLab, Inc
Project/Site: Radium-226 and Radium-228

Lab ID: 160-52085-1
SDG: 23101245

Client Sample ID: 23101245-023

Lab Sample ID: 160-52085-23

Date Collected: 11/02/23 14:16

Matrix: Water

Date Received: 11/06/23 12:40

Method: EPA 903.0 - Radium-226 (GFPC)

Analyte	Result	Qualifier	Count Uncert. (2σ+/-)	Total Uncert. (2σ+/-)	RL	MDC	Unit	Prepared	Analyzed	Dil Fac
Radium-226	0.567		0.268	0.273	1.00	0.323	pCi/L	11/08/23 08:58	12/06/23 07:36	1
Carrier	%Yield	Qualifier	Limits					Prepared	Analyzed	Dil Fac
Ba Carrier	77.3		30 - 110					11/08/23 08:58	12/06/23 07:36	1

Method: EPA 904.0 - Radium-228 (GFPC)

Analyte	Result	Qualifier	Count Uncert. (2σ+/-)	Total Uncert. (2σ+/-)	RL	MDC	Unit	Prepared	Analyzed	Dil Fac
Radium-228	2.85	G	0.886	0.924	1.00	1.08	pCi/L	11/08/23 09:03	12/04/23 11:51	1
Carrier	%Yield	Qualifier	Limits					Prepared	Analyzed	Dil Fac
Ba Carrier	77.3		30 - 110					11/08/23 09:03	12/04/23 11:51	1
Y Carrier	75.1		30 - 110					11/08/23 09:03	12/04/23 11:51	1

Method: TAL-STL Ra226_Ra228 Pos - Combined Radium-226 and Radium-228

Analyte	Result	Qualifier	Count Uncert. (2σ+/-)	Total Uncert. (2σ+/-)	RL	MDC	Unit	Prepared	Analyzed	Dil Fac
Radium 226 and 228	3.42		0.926	0.963	5.00	1.08	pCi/L		12/07/23 12:58	1

Client Sample ID: 23101245-024

Lab Sample ID: 160-52085-24

Date Collected: 11/03/23 10:08

Matrix: Water

Date Received: 11/06/23 12:40

Method: EPA 903.0 - Radium-226 (GFPC)

Analyte	Result	Qualifier	Count Uncert. (2σ+/-)	Total Uncert. (2σ+/-)	RL	MDC	Unit	Prepared	Analyzed	Dil Fac
Radium-226	5.27		0.817	0.945	1.00	0.418	pCi/L	11/08/23 08:58	12/06/23 07:36	1
Carrier	%Yield	Qualifier	Limits					Prepared	Analyzed	Dil Fac
Ba Carrier	77.5		30 - 110					11/08/23 08:58	12/06/23 07:36	1

Method: EPA 904.0 - Radium-228 (GFPC)

Analyte	Result	Qualifier	Count Uncert. (2σ+/-)	Total Uncert. (2σ+/-)	RL	MDC	Unit	Prepared	Analyzed	Dil Fac
Radium-228	3.27	G	1.19	1.23	1.00	1.56	pCi/L	11/08/23 09:03	12/04/23 11:51	1
Carrier	%Yield	Qualifier	Limits					Prepared	Analyzed	Dil Fac
Ba Carrier	77.5		30 - 110					11/08/23 09:03	12/04/23 11:51	1
Y Carrier	81.5		30 - 110					11/08/23 09:03	12/04/23 11:51	1

Method: TAL-STL Ra226_Ra228 Pos - Combined Radium-226 and Radium-228

Analyte	Result	Qualifier	Count Uncert. (2σ+/-)	Total Uncert. (2σ+/-)	RL	MDC	Unit	Prepared	Analyzed	Dil Fac
Radium 226 and 228	8.54		1.44	1.55	5.00	1.56	pCi/L		12/07/23 12:58	1

Eurofins St. Louis

Client Sample Results

APPENDIX A.

MINIHAL GROUNDWATER MONITORING AND CORRECTIVE ACTION REPORT
BALDWIN POWER PLANT, BOTTOM ASH POND

Client: TekLab, Inc
Project/Site: Radium-226 and Radium-228

Lab ID: 160-52085-1
SDG: 23101245

Client Sample ID: 23101245-025

Lab Sample ID: 160-52085-25

Date Collected: 10/31/23 13:32

Matrix: Water

Date Received: 11/06/23 12:40

Method: EPA 903.0 - Radium-226 (GFPC)

Analyte	Result	Qualifier	Count Uncert. (2σ+/-)	Total Uncert. (2σ+/-)	RL	MDC	Unit	Prepared	Analyzed	Dil Fac
Radium-226	0.125	U	0.147	0.148	1.00	0.241	pCi/L	11/08/23 08:58	12/06/23 09:23	1
Carrier	%Yield	Qualifier	Limits					Prepared	Analyzed	Dil Fac
Ba Carrier	93.8		30 - 110					11/08/23 08:58	12/06/23 09:23	1

Method: EPA 904.0 - Radium-228 (GFPC)

Analyte	Result	Qualifier	Count Uncert. (2σ+/-)	Total Uncert. (2σ+/-)	RL	MDC	Unit	Prepared	Analyzed	Dil Fac
Radium-228	0.471	U	0.339	0.342	1.00	0.512	pCi/L	11/08/23 09:03	12/04/23 11:51	1
Carrier	%Yield	Qualifier	Limits					Prepared	Analyzed	Dil Fac
Ba Carrier	93.8		30 - 110					11/08/23 09:03	12/04/23 11:51	1
Y Carrier	80.7		30 - 110					11/08/23 09:03	12/04/23 11:51	1

Method: TAL-STL Ra226_Ra228 Pos - Combined Radium-226 and Radium-228

Analyte	Result	Qualifier	Count Uncert. (2σ+/-)	Total Uncert. (2σ+/-)	RL	MDC	Unit	Prepared	Analyzed	Dil Fac
Radium 226 and 228	0.596		0.369	0.373	5.00	0.512	pCi/L		12/07/23 12:58	1

Client Sample ID: 23101245-026

Lab Sample ID: 160-52085-26

Date Collected: 10/31/23 15:03

Matrix: Water

Date Received: 11/06/23 12:40

Method: EPA 903.0 - Radium-226 (GFPC)

Analyte	Result	Qualifier	Count Uncert. (2σ+/-)	Total Uncert. (2σ+/-)	RL	MDC	Unit	Prepared	Analyzed	Dil Fac
Radium-226	0.0178	U	0.163	0.163	1.00	0.314	pCi/L	11/08/23 08:58	12/06/23 09:23	1
Carrier	%Yield	Qualifier	Limits					Prepared	Analyzed	Dil Fac
Ba Carrier	88.6		30 - 110					11/08/23 08:58	12/06/23 09:23	1

Method: EPA 904.0 - Radium-228 (GFPC)

Analyte	Result	Qualifier	Count Uncert. (2σ+/-)	Total Uncert. (2σ+/-)	RL	MDC	Unit	Prepared	Analyzed	Dil Fac
Radium-228	0.469	U	0.470	0.472	1.00	0.756	pCi/L	11/08/23 09:03	12/04/23 11:50	1
Carrier	%Yield	Qualifier	Limits					Prepared	Analyzed	Dil Fac
Ba Carrier	88.6		30 - 110					11/08/23 09:03	12/04/23 11:50	1
Y Carrier	80.4		30 - 110					11/08/23 09:03	12/04/23 11:50	1

Method: TAL-STL Ra226_Ra228 Pos - Combined Radium-226 and Radium-228

Analyte	Result	Qualifier	Count Uncert. (2σ+/-)	Total Uncert. (2σ+/-)	RL	MDC	Unit	Prepared	Analyzed	Dil Fac
Radium 226 and 228	0.487	U	0.497	0.499	5.00	0.756	pCi/L		12/07/23 12:58	1

Eurofins St. Louis

Client Sample Results

APPENDIX A.
 INITIAL GROUNDWATER MONITORING AND CORRECTIVE ACTION REPORT
 BALDWIN POWER PLANT, BOTTOM ASH POND

Client: TekLab, Inc
 Project/Site: Radium-226 and Radium-228

Lab ID: 160-52085-1
 SDG: 23101245

Client Sample ID: 23101245-027

Lab Sample ID: 160-52085-27

Date Collected: 11/01/23 13:14

Matrix: Water

Date Received: 11/06/23 12:40

Method: EPA 903.0 - Radium-226 (GFPC)

Analyte	Result	Qualifier	Count Uncert. (2σ+/-)	Total Uncert. (2σ+/-)	RL	MDC	Unit	Prepared	Analyzed	Dil Fac
Radium-226	0.253		0.161	0.162	1.00	0.222	pCi/L	11/08/23 08:58	12/06/23 09:24	1
Carrier	%Yield	Qualifier	Limits					Prepared	Analyzed	Dil Fac
Ba Carrier	90.6		30 - 110					11/08/23 08:58	12/06/23 09:24	1

Method: EPA 904.0 - Radium-228 (GFPC)

Analyte	Result	Qualifier	Count Uncert. (2σ+/-)	Total Uncert. (2σ+/-)	RL	MDC	Unit	Prepared	Analyzed	Dil Fac
Radium-228	0.694		0.418	0.423	1.00	0.612	pCi/L	11/08/23 09:03	12/04/23 11:51	1
Carrier	%Yield	Qualifier	Limits					Prepared	Analyzed	Dil Fac
Ba Carrier	90.6		30 - 110					11/08/23 09:03	12/04/23 11:51	1
Y Carrier	77.4		30 - 110					11/08/23 09:03	12/04/23 11:51	1

Method: TAL-STL Ra226_Ra228 Pos - Combined Radium-226 and Radium-228

Analyte	Result	Qualifier	Count Uncert. (2σ+/-)	Total Uncert. (2σ+/-)	RL	MDC	Unit	Prepared	Analyzed	Dil Fac
Radium 226 and 228	0.947		0.448	0.453	5.00	0.612	pCi/L		12/07/23 12:58	1

Client Sample ID: 23101245-028

Lab Sample ID: 160-52085-28

Date Collected: 10/31/23 12:02

Matrix: Water

Date Received: 11/06/23 12:40

Method: EPA 903.0 - Radium-226 (GFPC)

Analyte	Result	Qualifier	Count Uncert. (2σ+/-)	Total Uncert. (2σ+/-)	RL	MDC	Unit	Prepared	Analyzed	Dil Fac
Radium-226	0.333		0.165	0.168	1.00	0.203	pCi/L	11/08/23 08:58	12/06/23 09:24	1
Carrier	%Yield	Qualifier	Limits					Prepared	Analyzed	Dil Fac
Ba Carrier	92.6		30 - 110					11/08/23 08:58	12/06/23 09:24	1

Method: EPA 904.0 - Radium-228 (GFPC)

Analyte	Result	Qualifier	Count Uncert. (2σ+/-)	Total Uncert. (2σ+/-)	RL	MDC	Unit	Prepared	Analyzed	Dil Fac
Radium-228	0.464	U	0.370	0.373	1.00	0.572	pCi/L	11/08/23 09:03	12/04/23 11:52	1
Carrier	%Yield	Qualifier	Limits					Prepared	Analyzed	Dil Fac
Ba Carrier	92.6		30 - 110					11/08/23 09:03	12/04/23 11:52	1
Y Carrier	74.0		30 - 110					11/08/23 09:03	12/04/23 11:52	1

Method: TAL-STL Ra226_Ra228 Pos - Combined Radium-226 and Radium-228

Analyte	Result	Qualifier	Count Uncert. (2σ+/-)	Total Uncert. (2σ+/-)	RL	MDC	Unit	Prepared	Analyzed	Dil Fac
Radium 226 and 228	0.796		0.405	0.409	5.00	0.572	pCi/L		12/07/23 12:58	1

Eurofins St. Louis

Client Sample Results

APPENDIX A.
 INITIAL GROUNDWATER MONITORING AND CORRECTIVE ACTION REPORT
 BALDWIN POWER PLANT, BOTTOM ASH POND

Client: TekLab, Inc
 Project/Site: Radium-226 and Radium-228

Lab ID: 160-52085-1
 SDG: 23101245

Client Sample ID: 23101245-029

Lab Sample ID: 160-52085-29

Date Collected: 10/31/23 09:48

Matrix: Water

Date Received: 11/06/23 12:40

Method: EPA 903.0 - Radium-226 (GFPC)

Analyte	Result	Qualifier	Count Uncert. (2σ+/-)	Total Uncert. (2σ+/-)	RL	MDC	Unit	Prepared	Analyzed	Dil Fac
Radium-226	0.430		0.222	0.225	1.00	0.276	pCi/L	11/08/23 08:58	12/06/23 09:24	1
Carrier	%Yield	Qualifier	Limits					Prepared	Analyzed	Dil Fac
Ba Carrier	89.9		30 - 110					11/08/23 08:58	12/06/23 09:24	1

Method: EPA 904.0 - Radium-228 (GFPC)

Analyte	Result	Qualifier	Count Uncert. (2σ+/-)	Total Uncert. (2σ+/-)	RL	MDC	Unit	Prepared	Analyzed	Dil Fac
Radium-228	0.367	U	0.443	0.444	1.00	0.731	pCi/L	11/08/23 09:03	12/04/23 11:53	1
Carrier	%Yield	Qualifier	Limits					Prepared	Analyzed	Dil Fac
Ba Carrier	89.9		30 - 110					11/08/23 09:03	12/04/23 11:53	1
Y Carrier	78.1		30 - 110					11/08/23 09:03	12/04/23 11:53	1

Method: TAL-STL Ra226_Ra228 Pos - Combined Radium-226 and Radium-228

Analyte	Result	Qualifier	Count Uncert. (2σ+/-)	Total Uncert. (2σ+/-)	RL	MDC	Unit	Prepared	Analyzed	Dil Fac
Radium 226 and 228	0.797		0.496	0.498	5.00	0.731	pCi/L		12/07/23 12:58	1

Client Sample ID: 23101245-030

Lab Sample ID: 160-52085-30

Date Collected: 10/31/23 10:17

Matrix: Water

Date Received: 11/06/23 12:40

Method: EPA 903.0 - Radium-226 (GFPC)

Analyte	Result	Qualifier	Count Uncert. (2σ+/-)	Total Uncert. (2σ+/-)	RL	MDC	Unit	Prepared	Analyzed	Dil Fac
Radium-226	0.185	U	0.147	0.148	1.00	0.219	pCi/L	11/08/23 08:58	12/06/23 09:24	1
Carrier	%Yield	Qualifier	Limits					Prepared	Analyzed	Dil Fac
Ba Carrier	88.4		30 - 110					11/08/23 08:58	12/06/23 09:24	1

Method: EPA 904.0 - Radium-228 (GFPC)

Analyte	Result	Qualifier	Count Uncert. (2σ+/-)	Total Uncert. (2σ+/-)	RL	MDC	Unit	Prepared	Analyzed	Dil Fac
Radium-228	0.445	U	0.341	0.344	1.00	0.520	pCi/L	11/08/23 09:03	12/04/23 11:53	1
Carrier	%Yield	Qualifier	Limits					Prepared	Analyzed	Dil Fac
Ba Carrier	88.4		30 - 110					11/08/23 09:03	12/04/23 11:53	1
Y Carrier	81.1		30 - 110					11/08/23 09:03	12/04/23 11:53	1

Method: TAL-STL Ra226_Ra228 Pos - Combined Radium-226 and Radium-228

Analyte	Result	Qualifier	Count Uncert. (2σ+/-)	Total Uncert. (2σ+/-)	RL	MDC	Unit	Prepared	Analyzed	Dil Fac
Radium 226 and 228	0.630		0.371	0.374	5.00	0.520	pCi/L		12/07/23 12:58	1

Eurofins St. Louis

Client Sample Results

APPENDIX A.

MINIHAL GROUNDWATER MONITORING AND CORRECTIVE ACTION REPORT
BALDWIN POWER PLANT, BOTTOM ASH POND

Client: TekLab, Inc
Project/Site: Radium-226 and Radium-228

Lab ID: 160-52085-1
SDG: 23101245

Client Sample ID: 23101245-031

Lab Sample ID: 160-52085-31

Date Collected: 10/31/23 10:57

Matrix: Water

Date Received: 11/06/23 12:40

Method: EPA 903.0 - Radium-226 (GFPC)

Analyte	Result	Qualifier	Count Uncert. (2σ+/-)	Total Uncert. (2σ+/-)	RL	MDC	Unit	Prepared	Analyzed	Dil Fac
Radium-226	0.165	U	0.135	0.136	1.00	0.202	pCi/L	11/08/23 08:58	12/06/23 09:24	1
Carrier	%Yield	Qualifier	Limits					Prepared	Analyzed	Dil Fac
Ba Carrier	93.1		30 - 110					11/08/23 08:58	12/06/23 09:24	1

Method: EPA 904.0 - Radium-228 (GFPC)

Analyte	Result	Qualifier	Count Uncert. (2σ+/-)	Total Uncert. (2σ+/-)	RL	MDC	Unit	Prepared	Analyzed	Dil Fac
Radium-228	0.417	U	0.348	0.350	1.00	0.542	pCi/L	11/08/23 09:03	12/04/23 11:53	1
Carrier	%Yield	Qualifier	Limits					Prepared	Analyzed	Dil Fac
Ba Carrier	93.1		30 - 110					11/08/23 09:03	12/04/23 11:53	1
Y Carrier	80.0		30 - 110					11/08/23 09:03	12/04/23 11:53	1

Method: TAL-STL Ra226_Ra228 Pos - Combined Radium-226 and Radium-228

Analyte	Result	Qualifier	Count Uncert. (2σ+/-)	Total Uncert. (2σ+/-)	RL	MDC	Unit	Prepared	Analyzed	Dil Fac
Radium 226 and 228	0.582		0.373	0.375	5.00	0.542	pCi/L		12/07/23 12:58	1

Client Sample ID: 23101245-032

Lab Sample ID: 160-52085-32

Date Collected: 11/03/23 12:12

Matrix: Water

Date Received: 11/06/23 12:40

Method: EPA 903.0 - Radium-226 (GFPC)

Analyte	Result	Qualifier	Count Uncert. (2σ+/-)	Total Uncert. (2σ+/-)	RL	MDC	Unit	Prepared	Analyzed	Dil Fac
Radium-226	0.0210	U	0.113	0.113	1.00	0.219	pCi/L	11/08/23 08:58	12/06/23 09:24	1
Carrier	%Yield	Qualifier	Limits					Prepared	Analyzed	Dil Fac
Ba Carrier	85.2		30 - 110					11/08/23 08:58	12/06/23 09:24	1

Method: EPA 904.0 - Radium-228 (GFPC)

Analyte	Result	Qualifier	Count Uncert. (2σ+/-)	Total Uncert. (2σ+/-)	RL	MDC	Unit	Prepared	Analyzed	Dil Fac
Radium-228	0.835		0.430	0.437	1.00	0.583	pCi/L	11/08/23 09:03	12/04/23 11:53	1
Carrier	%Yield	Qualifier	Limits					Prepared	Analyzed	Dil Fac
Ba Carrier	85.2		30 - 110					11/08/23 09:03	12/04/23 11:53	1
Y Carrier	70.7		30 - 110					11/08/23 09:03	12/04/23 11:53	1

Method: TAL-STL Ra226_Ra228 Pos - Combined Radium-226 and Radium-228

Analyte	Result	Qualifier	Count Uncert. (2σ+/-)	Total Uncert. (2σ+/-)	RL	MDC	Unit	Prepared	Analyzed	Dil Fac
Radium 226 and 228	0.856		0.445	0.451	5.00	0.583	pCi/L		12/07/23 12:58	1

Eurofins St. Louis

Client Sample Results

APPENDIX A.
 ANNUAL GROUNDWATER MONITORING AND CORRECTIVE ACTION REPORT
 BALDWIN POWER PLANT, BOTTOM ASH POND

Client: TekLab, Inc
 Project/Site: Radium-226 and Radium-228

Lab ID: 160-52085-1
 SDG: 23101245

Client Sample ID: 23101245-033

Lab Sample ID: 160-52085-33

Date Collected: 11/01/23 10:34

Matrix: Water

Date Received: 11/06/23 12:40

Method: EPA 903.0 - Radium-226 (GFPC)

Analyte	Result	Qualifier	Count Uncert. (2σ+/-)	Total Uncert. (2σ+/-)	RL	MDC	Unit	Prepared	Analyzed	Dil Fac
Radium-226	0.199		0.137	0.138	1.00	0.188	pCi/L	11/08/23 08:58	12/06/23 09:24	1
Carrier	%Yield	Qualifier	Limits					Prepared	Analyzed	Dil Fac
Ba Carrier	88.9		30 - 110					11/08/23 08:58	12/06/23 09:24	1

Method: EPA 904.0 - Radium-228 (GFPC)

Analyte	Result	Qualifier	Count Uncert. (2σ+/-)	Total Uncert. (2σ+/-)	RL	MDC	Unit	Prepared	Analyzed	Dil Fac
Radium-228	0.746		0.390	0.396	1.00	0.531	pCi/L	11/08/23 09:03	12/04/23 11:53	1
Carrier	%Yield	Qualifier	Limits					Prepared	Analyzed	Dil Fac
Ba Carrier	88.9		30 - 110					11/08/23 09:03	12/04/23 11:53	1
Y Carrier	75.1		30 - 110					11/08/23 09:03	12/04/23 11:53	1

Method: TAL-STL Ra226_Ra228 Pos - Combined Radium-226 and Radium-228

Analyte	Result	Qualifier	Count Uncert. (2σ+/-)	Total Uncert. (2σ+/-)	RL	MDC	Unit	Prepared	Analyzed	Dil Fac
Radium 226 and 228	0.945		0.413	0.419	5.00	0.531	pCi/L		12/07/23 12:58	1

QC Sample Results

APPENDIX A.

Client: TekLab, Inc
Project/Site: Radium-226 and Radium-228

ANNUAL GROUNDWATER MONITORING AND CORRECTIVE ACTION REPORT
BALDWIN POWER PLANT, BOTTOM ASH POND

Lab ID: 160-52085-1
SDG: 23101245

Method: 903.0 - Radium-226 (GFPC)

Lab Sample ID: MB 160-635819/1-A
Matrix: Water
Analysis Batch: 639677

Client Sample ID: Method Blank
Prep Type: Total/NA
Prep Batch: 635819

Analyte	MB MB		Count	Total	RL	MDC	Unit	Prepared	Analyzed	Dil Fac
	Result	Qualifier	Uncert. (2σ+/-)	Uncert. (2σ+/-)						
Radium-226	0.04535	U	0.142	0.142	1.00	0.259	pCi/L	11/08/23 08:58	12/06/23 07:39	1
Carrier	MB MB		Limits							
Ba Carrier	%Yield	Qualifier	30 - 110							
	96.3									
								Prepared	Analyzed	Dil Fac
								11/08/23 08:58	12/06/23 07:39	1

Lab Sample ID: LCS 160-635819/2-A
Matrix: Water
Analysis Batch: 639677

Client Sample ID: Lab Control Sample
Prep Type: Total/NA
Prep Batch: 635819

Analyte	Spike Added	LCS Result	LCS Qual	Total	RL	MDC	Unit	%Rec	%Rec Limits	
				Uncert. (2σ+/-)						
Radium-226	11.3	11.51		1.34	1.00	0.295	pCi/L	102	75 - 125	
Carrier	LCS	LCS								
Ba Carrier	%Yield	Qualifier	Limits							
	85.9		30 - 110							

Lab Sample ID: 160-52085-30 DU
Matrix: Water
Analysis Batch: 639678

Client Sample ID: 23101245-030
Prep Type: Total/NA
Prep Batch: 635819

Analyte	Sample Sample		DU	DU	Total	RL	MDC	Unit	RER	RER Limit
	Result	Qual	Result	Qual	Uncert. (2σ+/-)					
Radium-226	0.185	U	0.1595	U	0.144	1.00	0.220	pCi/L	0.09	1
Carrier	DU	DU								
Ba Carrier	%Yield	Qualifier	Limits							
	85.9		30 - 110							

Lab Sample ID: MB 160-635822/1-A
Matrix: Water
Analysis Batch: 639677

Client Sample ID: Method Blank
Prep Type: Total/NA
Prep Batch: 635822

Analyte	MB MB		Count	Total	RL	MDC	Unit	Prepared	Analyzed	Dil Fac
	Result	Qualifier	Uncert. (2σ+/-)	Uncert. (2σ+/-)						
Radium-226	0.04342	U	0.142	0.142	1.00	0.272	pCi/L	11/08/23 09:04	12/06/23 21:12	1
Carrier	MB MB		Limits							
Ba Carrier	%Yield	Qualifier	30 - 110							
	97.8									
								Prepared	Analyzed	Dil Fac
								11/08/23 09:04	12/06/23 21:12	1

Lab Sample ID: LCS 160-635822/2-A
Matrix: Water
Analysis Batch: 639677

Client Sample ID: Lab Control Sample
Prep Type: Total/NA
Prep Batch: 635822

Analyte	Spike Added	LCS Result	LCS Qual	Total	RL	MDC	Unit	%Rec	%Rec Limits
				Uncert. (2σ+/-)					
Radium-226	11.3	9.536		1.27	1.00	0.418	pCi/L	84	75 - 125

Eurofins St. Louis

QC Sample Results

APPENDIX A.

Client: TekLab, Inc
 Project/Site: Radium-226 and Radium-228

ANNUAL GROUNDWATER MONITORING AND CORRECTIVE ACTION REPORT
 BALDWIN POWER PLANT, BOTTOM ASH POND

Lab ID: 160-52085-1
 SDG: 23101245

Method: 903.0 - Radium-226 (GFPC) (Continued)

Lab Sample ID: LCS 160-635822/2-A
Matrix: Water
Analysis Batch: 639677

Client Sample ID: Lab Control Sample
Prep Type: Total/NA
Prep Batch: 635822

	LCS	LCS	
Carrier	%Yield	Qualifier	Limits
Ba Carrier	88.6		30 - 110

Lab Sample ID: 160-52085-8 DU
Matrix: Water
Analysis Batch: 639558

Client Sample ID: 23101245-008
Prep Type: Total/NA
Prep Batch: 635822

Analyte	Sample Result	Sample Qual	DU Result	DU Qual	Total Uncert. (2σ+/-)	RL	MDC	Unit	RER	RER
										Limit
Radium-226	0.242	U	0.6052		0.262	1.00	0.277	pCi/L	0.79	1

	DU	DU	
Carrier	%Yield	Qualifier	Limits
Ba Carrier	92.6		30 - 110

Method: 904.0 - Radium-228 (GFPC)

Lab Sample ID: MB 160-635821/1-A
Matrix: Water
Analysis Batch: 639350

Client Sample ID: Method Blank
Prep Type: Total/NA
Prep Batch: 635821

Analyte	MB Result	MB Qualifier	Count Uncert. (2σ+/-)	Total Uncert. (2σ+/-)	RL	MDC	Unit	Prepared	Analyzed	Dil Fac

	MB	MB	Limits	Prepared	Analyzed	Dil Fac
Carrier	%Yield	Qualifier	Limits	Prepared	Analyzed	Dil Fac
Ba Carrier	96.3		30 - 110	11/08/23 09:03	12/04/23 11:49	1
Y Carrier	81.5		30 - 110	11/08/23 09:03	12/04/23 11:49	1

Lab Sample ID: LCS 160-635821/2-A
Matrix: Water
Analysis Batch: 639350

Client Sample ID: Lab Control Sample
Prep Type: Total/NA
Prep Batch: 635821

Analyte	Spike Added	LCS Result	LCS Qual	Total Uncert. (2σ+/-)	RL	MDC	Unit	%Rec	%Rec
									Limits
Radium-228	7.67	8.630		1.47	1.00	0.850	pCi/L	113	75 - 125

	LCS	LCS	
Carrier	%Yield	Qualifier	Limits
Ba Carrier	85.9		30 - 110
Y Carrier	73.3		30 - 110

Lab Sample ID: 160-52085-30 DU
Matrix: Water
Analysis Batch: 639350

Client Sample ID: 23101245-030
Prep Type: Total/NA
Prep Batch: 635821

Analyte	Sample Result	Sample Qual	DU Result	DU Qual	Total Uncert. (2σ+/-)	RL	MDC	Unit	RER	RER
										Limit
Radium-228	0.445	U	0.5282	U	0.398	1.00	0.603	pCi/L	0.11	1

Eurofins St. Louis

QC Sample Results

APPENDIX A.

Client: TekLab, Inc
 Project/Site: Radium-226 and Radium-228

ANNUAL GROUNDWATER MONITORING AND CORRECTIVE ACTION REPORT
 BALDWIN POWER PLANT, BOTTOM ASH POND
 Lab ID: 160-52085-1
 SDG: 23101245

Method: 904.0 - Radium-228 (GFPC) (Continued)

Lab Sample ID: 160-52085-30 DU
Matrix: Water
Analysis Batch: 639350

Client Sample ID: 23101245-030
Prep Type: Total/NA
Prep Batch: 635821

Carrier	<i>DU</i> %Yield	<i>DU</i> Qualifier	Limits
Ba Carrier	85.9		30 - 110
Y Carrier	76.3		30 - 110

Lab Sample ID: MB 160-635823/1-A
Matrix: Water
Analysis Batch: 639677

Client Sample ID: Method Blank
Prep Type: Total/NA
Prep Batch: 635823

Analyte	MB MB		Count	Total	RL	MDC	Unit	Prepared	Analyzed	Dil Fac
	Result	Qualifier	Uncert. (2σ+/-)	Uncert. (2σ+/-)						
Radium-228	0.3683	U	0.320	0.322	1.00	0.503	pCi/L	11/08/23 09:08	12/06/23 11:44	1

Carrier	<i>MB</i> %Yield	<i>MB</i> Qualifier	Limits	Prepared	Analyzed	Dil Fac
Ba Carrier	97.8		30 - 110	11/08/23 09:08	12/06/23 11:44	1
Y Carrier	81.9		30 - 110	11/08/23 09:08	12/06/23 11:44	1

Lab Sample ID: LCS 160-635823/2-A
Matrix: Water
Analysis Batch: 639678

Client Sample ID: Lab Control Sample
Prep Type: Total/NA
Prep Batch: 635823

Analyte	Spike Added	LCS Result	LCS Qual	Total	RL	MDC	Unit	%Rec	%Rec Limits
				Uncert. (2σ+/-)					
Radium-228	7.66	7.820		1.17	1.00	0.624	pCi/L	102	75 - 125

Carrier	<i>LCS</i> %Yield	<i>LCS</i> Qualifier	Limits
Ba Carrier	88.6		30 - 110
Y Carrier	80.0		30 - 110

Lab Sample ID: 160-52085-8 DU
Matrix: Water
Analysis Batch: 639678

Client Sample ID: 23101245-008
Prep Type: Total/NA
Prep Batch: 635823

Analyte	Sample Sample		DU DU	Total	RL	MDC	Unit	RER	RER	
	Result	Qual	Result	Qual					Uncert. (2σ+/-)	Limit
Radium-228	0.0410	U	0.5429	U	0.387	1.00	0.585	pCi/L	0.75	1

Carrier	<i>DU</i> %Yield	<i>DU</i> Qualifier	Limits
Ba Carrier	92.6		30 - 110
Y Carrier	83.7		30 - 110

QC Association Summary

ANNUAL GROUNDWATER MONITORING AND CORRECTIVE ACTION REPORT
BALDWIN POWER PLANT, BOTTOM ASH POND

APPENDIX A.
Lab ID: 160-52085-1
SDG: 23101245

Client: TekLab, Inc
Project/Site: Radium-226 and Radium-228

Rad

Prep Batch: 635819

Lab Sample ID	Client Sample ID	Prep Type	Matrix	Method	Prep Batch
160-52085-21	23101245-021	Total/NA	Water	PrecSep-21	
160-52085-22	23101245-022	Total/NA	Water	PrecSep-21	
160-52085-23	23101245-023	Total/NA	Water	PrecSep-21	
160-52085-24	23101245-024	Total/NA	Water	PrecSep-21	
160-52085-25	23101245-025	Total/NA	Water	PrecSep-21	
160-52085-26	23101245-026	Total/NA	Water	PrecSep-21	
160-52085-27	23101245-027	Total/NA	Water	PrecSep-21	
160-52085-28	23101245-028	Total/NA	Water	PrecSep-21	
160-52085-29	23101245-029	Total/NA	Water	PrecSep-21	
160-52085-30	23101245-030	Total/NA	Water	PrecSep-21	
160-52085-31	23101245-031	Total/NA	Water	PrecSep-21	
160-52085-32	23101245-032	Total/NA	Water	PrecSep-21	
160-52085-33	23101245-033	Total/NA	Water	PrecSep-21	
MB 160-635819/1-A	Method Blank	Total/NA	Water	PrecSep-21	
LCS 160-635819/2-A	Lab Control Sample	Total/NA	Water	PrecSep-21	
160-52085-30 DU	23101245-030	Total/NA	Water	PrecSep-21	

Prep Batch: 635821

Lab Sample ID	Client Sample ID	Prep Type	Matrix	Method	Prep Batch
160-52085-21	23101245-021	Total/NA	Water	PrecSep_0	
160-52085-22	23101245-022	Total/NA	Water	PrecSep_0	
160-52085-23	23101245-023	Total/NA	Water	PrecSep_0	
160-52085-24	23101245-024	Total/NA	Water	PrecSep_0	
160-52085-25	23101245-025	Total/NA	Water	PrecSep_0	
160-52085-26	23101245-026	Total/NA	Water	PrecSep_0	
160-52085-27	23101245-027	Total/NA	Water	PrecSep_0	
160-52085-28	23101245-028	Total/NA	Water	PrecSep_0	
160-52085-29	23101245-029	Total/NA	Water	PrecSep_0	
160-52085-30	23101245-030	Total/NA	Water	PrecSep_0	
160-52085-31	23101245-031	Total/NA	Water	PrecSep_0	
160-52085-32	23101245-032	Total/NA	Water	PrecSep_0	
160-52085-33	23101245-033	Total/NA	Water	PrecSep_0	
MB 160-635821/1-A	Method Blank	Total/NA	Water	PrecSep_0	
LCS 160-635821/2-A	Lab Control Sample	Total/NA	Water	PrecSep_0	
160-52085-30 DU	23101245-030	Total/NA	Water	PrecSep_0	

Prep Batch: 635822

Lab Sample ID	Client Sample ID	Prep Type	Matrix	Method	Prep Batch
160-52085-1	23101245-001	Total/NA	Water	PrecSep-21	
160-52085-2	23101245-002	Total/NA	Water	PrecSep-21	
160-52085-3	23101245-003	Total/NA	Water	PrecSep-21	
160-52085-4	23101245-004	Total/NA	Water	PrecSep-21	
160-52085-5	23101245-005	Total/NA	Water	PrecSep-21	
160-52085-6	23101245-006	Total/NA	Water	PrecSep-21	
160-52085-7	23101245-007	Total/NA	Water	PrecSep-21	
160-52085-8	23101245-008	Total/NA	Water	PrecSep-21	
160-52085-9	23101245-009	Total/NA	Water	PrecSep-21	
160-52085-10	23101245-010	Total/NA	Water	PrecSep-21	
160-52085-11	23101245-011	Total/NA	Water	PrecSep-21	
160-52085-12	23101245-012	Total/NA	Water	PrecSep-21	
160-52085-13	23101245-013	Total/NA	Water	PrecSep-21	

QC Association Summary

APPENDIX A.
ANNUAL GROUNDWATER MONITORING AND CORRECTIVE ACTION REPORT
BALDWIN POWER PLANT, BOTTOM ASH POND

Client: TekLab, Inc
Project/Site: Radium-226 and Radium-228

Lab ID: 160-52085-1
SDG: 23101245

Rad (Continued)

Prep Batch: 635822 (Continued)

Lab Sample ID	Client Sample ID	Prep Type	Matrix	Method	Prep Batch
160-52085-14	23101245-014	Total/NA	Water	PrecSep-21	
160-52085-15	23101245-015	Total/NA	Water	PrecSep-21	
160-52085-16	23101245-016	Total/NA	Water	PrecSep-21	
160-52085-17	23101245-017	Total/NA	Water	PrecSep-21	
160-52085-18	23101245-018	Total/NA	Water	PrecSep-21	
160-52085-19	23101245-019	Total/NA	Water	PrecSep-21	
160-52085-20	23101245-020	Total/NA	Water	PrecSep-21	
MB 160-635822/1-A	Method Blank	Total/NA	Water	PrecSep-21	
LCS 160-635822/2-A	Lab Control Sample	Total/NA	Water	PrecSep-21	
160-52085-8 DU	23101245-008	Total/NA	Water	PrecSep-21	

Prep Batch: 635823

Lab Sample ID	Client Sample ID	Prep Type	Matrix	Method	Prep Batch
160-52085-1	23101245-001	Total/NA	Water	PrecSep_0	
160-52085-2	23101245-002	Total/NA	Water	PrecSep_0	
160-52085-3	23101245-003	Total/NA	Water	PrecSep_0	
160-52085-4	23101245-004	Total/NA	Water	PrecSep_0	
160-52085-5	23101245-005	Total/NA	Water	PrecSep_0	
160-52085-6	23101245-006	Total/NA	Water	PrecSep_0	
160-52085-7	23101245-007	Total/NA	Water	PrecSep_0	
160-52085-8	23101245-008	Total/NA	Water	PrecSep_0	
160-52085-9	23101245-009	Total/NA	Water	PrecSep_0	
160-52085-10	23101245-010	Total/NA	Water	PrecSep_0	
160-52085-11	23101245-011	Total/NA	Water	PrecSep_0	
160-52085-12	23101245-012	Total/NA	Water	PrecSep_0	
160-52085-13	23101245-013	Total/NA	Water	PrecSep_0	
160-52085-14	23101245-014	Total/NA	Water	PrecSep_0	
160-52085-15	23101245-015	Total/NA	Water	PrecSep_0	
160-52085-16	23101245-016	Total/NA	Water	PrecSep_0	
160-52085-17	23101245-017	Total/NA	Water	PrecSep_0	
160-52085-18	23101245-018	Total/NA	Water	PrecSep_0	
160-52085-19	23101245-019	Total/NA	Water	PrecSep_0	
160-52085-20	23101245-020	Total/NA	Water	PrecSep_0	
MB 160-635823/1-A	Method Blank	Total/NA	Water	PrecSep_0	
LCS 160-635823/2-A	Lab Control Sample	Total/NA	Water	PrecSep_0	
160-52085-8 DU	23101245-008	Total/NA	Water	PrecSep_0	

Tracer/Carrier Summary

APPENDIX A.
ANNUAL GROUNDWATER MONITORING AND CORRECTIVE ACTION REPORT
BALDWIN POWER PLANT, BOTTOM ASH POND

Client: TekLab, Inc
Project/Site: Radium-226 and Radium-228

Lab ID: 160-52085-1
SDG: 23101245

Method: 903.0 - Radium-226 (GFPC)

Matrix: Water

Prep Type: Total/NA

Lab Sample ID	Client Sample ID	Percent Yield (Acceptance Limits)	
		Ba (30-110)	Y
160-52085-1	23101245-001	79.3	
160-52085-2	23101245-002	85.2	
160-52085-3	23101245-003	92.6	
160-52085-4	23101245-004	94.6	
160-52085-5	23101245-005	83.0	
160-52085-6	23101245-006	93.3	
160-52085-7	23101245-007	94.3	
160-52085-8	23101245-008	94.3	
160-52085-8 DU	23101245-008	92.6	
160-52085-9	23101245-009	87.9	
160-52085-10	23101245-010	77.0	
160-52085-11	23101245-011	86.2	
160-52085-12	23101245-012	84.4	
160-52085-13	23101245-013	87.7	
160-52085-14	23101245-014	76.0	
160-52085-15	23101245-015	86.7	
160-52085-16	23101245-016	82.2	
160-52085-17	23101245-017	92.1	
160-52085-18	23101245-018	90.9	
160-52085-19	23101245-019	86.4	
160-52085-20	23101245-020	85.4	
160-52085-21	23101245-021	90.4	
160-52085-22	23101245-022	96.3	
160-52085-23	23101245-023	77.3	
160-52085-24	23101245-024	77.5	
160-52085-25	23101245-025	93.8	
160-52085-26	23101245-026	88.6	
160-52085-27	23101245-027	90.6	
160-52085-28	23101245-028	92.6	
160-52085-29	23101245-029	89.9	
160-52085-30	23101245-030	88.4	
160-52085-30 DU	23101245-030	85.9	
160-52085-31	23101245-031	93.1	
160-52085-32	23101245-032	85.2	
160-52085-33	23101245-033	88.9	
LCS 160-635819/2-A	Lab Control Sample	85.9	
LCS 160-635822/2-A	Lab Control Sample	88.6	
MB 160-635819/1-A	Method Blank	96.3	
MB 160-635822/1-A	Method Blank	97.8	

Tracer/Carrier Legend

Ba = Ba Carrier

Method: 904.0 - Radium-228 (GFPC)

Matrix: Water

Prep Type: Total/NA

Lab Sample ID	Client Sample ID	Percent Yield (Acceptance Limits)	
		Ba (30-110)	Y (30-110)
160-52085-1	23101245-001	79.3	77.0

Tracer/Carrier Summary

APPENDIX A.
ANNUAL GROUNDWATER MONITORING AND CORRECTIVE ACTION REPORT
BALBWIN POWER PLANT, BOTTOM ASH POND

Client: TekLab, Inc
Project/Site: Radium-226 and Radium-228

Job ID: 160-52085-1
SDG: 23101245

Method: 904.0 - Radium-228 (GFPC) (Continued)

Matrix: Water

Prep Type: Total/NA

Lab Sample ID	Client Sample ID	Percent Yield (Acceptance Limits)	
		Ba (30-110)	Y (30-110)
160-52085-2	23101245-002	85.2	78.1
160-52085-3	23101245-003	92.6	78.9
160-52085-4	23101245-004	94.6	81.1
160-52085-5	23101245-005	83.0	77.4
160-52085-6	23101245-006	93.3	81.9
160-52085-7	23101245-007	94.3	80.4
160-52085-8	23101245-008	94.3	84.5
160-52085-8 DU	23101245-008	92.6	83.7
160-52085-9	23101245-009	87.9	80.4
160-52085-10	23101245-010	77.0	72.9
160-52085-11	23101245-011	86.2	77.0
160-52085-12	23101245-012	84.4	76.3
160-52085-13	23101245-013	87.7	80.4
160-52085-14	23101245-014	76.0	72.5
160-52085-15	23101245-015	86.7	80.0
160-52085-16	23101245-016	82.2	77.4
160-52085-17	23101245-017	92.1	83.0
160-52085-18	23101245-018	90.9	77.8
160-52085-19	23101245-019	86.4	80.4
160-52085-20	23101245-020	85.4	84.1
160-52085-21	23101245-021	90.4	77.8
160-52085-22	23101245-022	96.3	76.6
160-52085-23	23101245-023	77.3	75.1
160-52085-24	23101245-024	77.5	81.5
160-52085-25	23101245-025	93.8	80.7
160-52085-26	23101245-026	88.6	80.4
160-52085-27	23101245-027	90.6	77.4
160-52085-28	23101245-028	92.6	74.0
160-52085-29	23101245-029	89.9	78.1
160-52085-30	23101245-030	88.4	81.1
160-52085-30 DU	23101245-030	85.9	76.3
160-52085-31	23101245-031	93.1	80.0
160-52085-32	23101245-032	85.2	70.7
160-52085-33	23101245-033	88.9	75.1
LCS 160-635821/2-A	Lab Control Sample	85.9	73.3
LCS 160-635823/2-A	Lab Control Sample	88.6	80.0
MB 160-635821/1-A	Method Blank	96.3	81.5
MB 160-635823/1-A	Method Blank	97.8	81.9

Tracer/Carrier Legend

Ba = Ba Carrier
Y = Y Carrier

Site Sampling Event: Baldwin- 4Q 2023

Groundwater Sampling Summary

BALDWIN POWER PLANT, BOTTOM ASH POND

BAL-257-601

LIMS Workorder: 23101244

Baldwin- 4Q 2023

Technician(s): JC, TC, BG, JR

WO Sample	Well ID	Program/ Sample Type	Weather				Well Condition				
			Temp (°F)	Precipitation	Wind Direction	Sky	Well Pad	Casing	Protective Cover	Reference Mark/ ID	Well Locked
001	MW-104DR	Groundwater Sample	30.0	None	N	Clear	Good	Good	Good	Yes	Yes
002	MW-104SR	Groundwater Sample	30.0	None	N	Clear	Good	Good	Good	Yes	Yes
003	MW-150	Groundwater Sample	49.0	None	N	Clear	Good	Good	Good	Yes	Yes
004	MW-151	Groundwater Sample	38.0	None	E	Clear	Good	Good	Good	Yes	Yes
005	MW-152	Groundwater Sample	38.0	None	E	Clear	Good	Good	Good	Yes	Yes
006	MW-153	Groundwater Sample	53.0	None	S	Clear	Good	Good	Good	Yes	Yes
007	MW-154	Groundwater Sample	38.0	None	N	Clear	Good	Good	Good	Yes	Yes
008	MW-155	Groundwater Sample	41.0	None	SE	Clear	Good	Good	Good	Yes	Yes
009	MW-192	Groundwater Sample	35.0	None	SE	Clear	Good	Good	Good	Yes	Yes
010	MW-193	Groundwater Sample	37.0	None	SE	Clear	Good	Good	Good	Yes	Yes
011	MW-252	Groundwater Sample	41.0	None	SE	Clear	Good	Good	Good	Yes	Yes
012	MW-253	Groundwater Sample	53.0	None	S	Clear	Good	Good	Good	Yes	Yes
013	MW-304	Groundwater Sample	30.0	None	N	Clear	Good	Other (see note)	Good	Yes	Yes
014	MW-306	Groundwater Sample	45.0	None	N	Clear	Good	Good	Good	Yes	Yes
015	MW-350	Groundwater Sample	49.0	None	N	Clear	Good	Good	Good	Yes	Yes
016	MW-352	Groundwater Sample	41.0	None	SE	Clear	Good	Good	Good	Yes	Yes
017	MW-355	Groundwater Sample	41.0	None	SE	Clear	Good	Good	Good	Yes	Yes
018	MW-356	Groundwater Sample	37.0	None	S	Clear	Good	Good	Good	Yes	Yes
019	MW-358	Groundwater Sample	32.0	None	N	Clear	Good	Good	Good	Yes	Yes
020	MW-366	Groundwater Sample	55.0	None	N	Clear	Good	Good	Good	Yes	Yes
021	MW-369	Groundwater Sample	40.0	None	N	Clear	Good	Good	Good	Yes	Yes
022	MW-370	Groundwater Sample	43.0	None	N	Clear	Good	Good	Good	Yes	Yes
023	MW-375	Groundwater Sample	50.0	None	S	Clear	Good	Good	Good	Yes	Yes
024	MW-377	Groundwater Sample	52.0	None	N	Clear	Good	Good	Good	Yes	Yes
025	MW-382	Groundwater Sample	45.0	None	N	Clear	Good	Good	Good	Yes	Yes
026	MW-383	Groundwater Sample	33.0	None	N	Clear	Good	Good	Good	Yes	Yes
027	MW-384	Groundwater Sample	33.0	None	N	Clear	Good	Good	Good	Yes	Yes
028	MW-390	Groundwater Sample	50.0	None	N	Clear	Good	Good	Good	Yes	Yes
029	MW-391	Groundwater Sample	49.0	None	S	Clear	Good	Good	Good	Yes	Yes
030	MW-392	Groundwater Sample	35.0	None	SE	Clear	Good	Good	Good	Yes	Yes
031	MW-393	Groundwater Sample	37.0	None	SE	Clear	Good	Good	Good	Yes	Yes
032	MW-394	Groundwater Sample	31.0	None	N	Clear	Good	Good	Good	Yes	Yes
033	OW-156	Stabilization Data Only	35.0	None	SE	Clear	Good	Good	Good	Yes	Yes
034	OW-157	Stabilization Data Only	47.0	None	N	Clear	Good	Good	Good	Yes	Yes
035	OW-256	Groundwater Sample	35.0	None	SE	Clear	Good	Good	Good	Yes	Yes

Site Sampling Event: Baldwin- 4Q 2023

LIMS Workorder: 23101244

Technician(s): JC, TC, BG, JR

Groundwater Sampling Summary

Baldwin- 4Q 2023

WO Sample	Well ID	Program/ Sample Type	Weather				Well Condition				
			Temp (°F)	Precipitation	Wind Direction	Sky	Well Pad	Casing	Protective Cover	Reference Mark/ ID	Well Locked
036	OW-257	Groundwater Sample	34.0	None	E	Clear	Good	Good	Good	Yes	Yes
037	PZ-170	Groundwater Sample	34.0	None	SE	Clear	Good	Other (see note)	Good	Yes	Yes
038	PZ-182	Groundwater Sample	34.0	None	SE	Clear	Good	Good	Good	Yes	Yes
039	TPZ-164	DTW Only	38.0	None	N	Clear	Good	Good	Good	Yes	Yes
040	XPW01	DTW Only	38.0	None	N	Clear	Good	Good	Good	Yes	Yes
041	XPW05	DTW Only	38.0	None	N	Clear	Good	Good	Good	Yes	Yes
042	XPW06	DTW Only	38.0	None	N	Clear	Good	Good	Good	Yes	Yes
043	Field Blank	QA/QC Sample									
044	MW-304 Duplicate	QA/QC Sample	30.0	None	N	Clear	Good	Good	Good	Yes	Yes

Site Samping Event: Baldwin- 4Q 2023

Groundwater Sampling Summary

BALDWIN POWER PLANT, BOTTOM ASH POND

BAL-257-601

LIMS Workorder: 23101244

Baldwin- 4Q 2023

Technician(s): JC, TC, BG, JR

WO Sample	Well ID	GW Level Measurement				Purge Activities							
		Sampler Initials	Date/Time	DTW (ft)	DTB (ft)	Sampler Initials	Purge Date	Purge Start Time	Purge End Time	Purging Device	Well Diameter (in)	Actual Volume Purged (L)	Purge Rate (mL/min)
001	MW-104DR	JR	11/1/23 9:43	16.84	31.45	JR	11/1/2023	09:45	10:05	Bladder Pump	2"	5.0	250.0
002	MW-104SR	JR	11/1/23 9:43	Dry	18.02								
003	MW-150	JC	11/3/23 10:05	20.57	27.87	JC	1/3/2023	10:05	10:15	Bladder Pump	2"	2.0	200.0
004	MW-151	JC	10/31/23 10:22	7.64		JC	10/31/2023	10:24	10:36	Bladder Pump	2"	4.5	375.0
005	MW-152	JC	10/31/23 10:48	8.12	20.03	JC	10/31/2023	10:48	11:45	Bladder Pump	2"	11.0	193.0
006	MW-153	JR	11/3/23 11:54	17.91	23.40	JR	11/3/2023	11:55	12:09	Bladder Pump	2"	3.5	250.0
007	MW-154	TC	10/30/23 15:10	15.05	15.27								
008	MW-155	JC	10/31/23 13:43	Dry	23.38								
009	MW-192	JR	10/31/23 12:23	8.87		TAC	10/31/2023	12:24	12:41	Bladder Pump	2"	2.0	117.6
010	MW-193	JR	10/31/23 14:16	9.44		TAC	10/31/2023	14:17	14:28	Bladder Pump	2"	2.5	227.3
011	MW-252	JC	10/31/23 11:50	3.30	52.34	JC	10/31/2023	12:09	12:37	Submersible Pump	2"	7.0	250.0
012	MW-253	JR	11/3/23 12:12	18.62	38.18	JR	11/3/2023	12:23	12:33	Peristaltic Pump	2"	2.0	200.0
013	MW-304	JR	11/1/23 10:07	10.26		TAC	11/1/2023	10:14	10:34	Bladder Pump	2"	2.5	125.0
014	MW-306	JC	11/3/23 9:17	18.22		JC	11/3/2023	09:18	09:27	Bladder Pump	2"	1.0	111.1
015	MW-350	JC	11/3/23 10:12	24.47	49.31	JC	11/3/2023	10:26	10:42	Bladder Pump	2"	3.0	187.5
016	MW-352	JC	10/31/23 12:17	6.17	75.72	JC	10/31/2023	12:18	12:49	Bladder Pump	2"	4.0	129.0
017	MW-355	JC	10/31/23 13:42	24.96	35.41	JC	10/31/2023	13:42	13:52	Bladder Pump	2"	4.0	400.0
018	MW-356	JR	11/2/23 9:20	4.90		JR	11/2/2023	09:20	09:42	Bladder Pump	2"	3.0	136.4
019	MW-358	JR	11/1/23 11:47	27.96		TAC	11/1/2023	11:48	12:05	Bladder Pump	2"	2.0	117.6
020	MW-366	JR	11/2/23 14:52	19.02		JR	11/2/2023	14:53	15:15	Bladder Pump	2"	3.0	136.4
021	MW-369	JR	11/2/23 10:21	16.07		JR	11/2/2023	10:24	10:39	Bladder Pump	2"	2.0	133.3
022	MW-370	JR	11/2/23 11:34	19.19		JR	11/2/2023	11:35	11:53	Bladder Pump	2"	2.5	138.9
023	MW-375	JR	11/3/23 10:25	35.22		JR	11/3/2023	10:27	10:45	Bladder Pump	2"	2.5	138.9
024	MW-377	JC	11/3/23 10:58	6.85		JC	11/3/2023	10:59	11:11	Bladder Pump	2"	2.0	166.7
025	MW-382	JR	11/2/23 12:27	16.96		JR	11/2/2023	12:28	12:49	Bladder Pump	2"	2.5	119.0
026	MW-383	JR	11/1/23 13:53	20.14		JR	11/1/2023	13:54	14:13	Bladder Pump	2"	2.5	131.6
027	MW-384	JR	11/1/23 14:59	15.75		JR	11/1/2023	15:00	15:20	Bladder Pump	2"	2.5	125.0
028	MW-390	JR	11/2/23 13:45	10.02		JR	11/2/2023	13:47	14:16	Bladder Pump	2"	4.0	137.9
029	MW-391	TAC	11/3/23 9:39	67.72		JR	11/3/2023	09:40	10:08	Bladder Pump	2"	4.0	142.9
030	MW-392	JR	10/31/23 12:45	8.69		TAC	10/31/2023	13:15	13:32	Bladder Pump	2"	1.5	88.2
031	MW-393	JR	10/31/23 14:31	7.08		TAC	10/31/2023	14:47	15:03	Bladder Pump	2"	3.0	187.5
032	MW-394	JR	11/1/23 12:54	7.74		TAC	11/1/2023	12:55	13:14	Bladder Pump	2"	1.5	78.9
033	OW-156	TAC	10/31/23 12:15	10.11	20.43	TAC	10/31/2023	12:15	12:18	Bailer	2"		
034	OW-157	TAC	11/2/23 13:28	9.22	20.38	TAC	11/2/2023	13:28	13:32	Bailer	2"		
035	OW-256	TAC	10/31/23 11:41	13.31		JR	10/31/2023	11:47	12:02	Peristaltic Pump	2"	4.5	300.0

Site Sampling Event: Baldwin- 4Q 2023

LIMS Workorder: 23101244

Technician(s): JC, TC, BG, JR

Groundwater Sampling Summary

Baldwin- 4Q 2023

WO Sample	Well ID	GW Level Measurement				Purge Activities							
		Sampler Initials	Date/Time	DTW (ft)	DTB (ft)	Sampler Initials	Purge Date	Purge Start Time	Purge End Time	Purging Device	Well Diameter (in)	Actual Volume Purged (L)	Purge Rate (mL/min)
036	OW-257	JC	10/31/23 9:27	8.28		JC	10/31/2023	09:29	09:48	Submersible Pump	2"	4.0	210.5
037	PZ-170	TAC	10/31/23 9:54	18.92		TAC	10/31/2023	10:03	10:17	Submersible Pump	2"	5.0	357.1
038	PZ-182	TAC	10/31/23 10:33	19.72		TAC	10/31/2023	10:38	10:57	Submersible Pump	2"	10.0	526.3
039	TPZ-164	TAC	10/30/23 13:30	3.71									
040	XPW01	TAC	10/30/23 13:40	Dry									
041	XPW05	TAC	10/30/23 13:26	4.64									
042	XPW06	TAC	10/30/23 14:26	2.46									
043	Field Blank												
044	MW-304 Duplicate	JR	11/1/23 10:09	10.26		TAC	11/1/2023	10:14	10:34	Bladder Pump	2"	2.5	125.0

Site Samping Event: Baldwin- 4Q 2023

LIMS Workorder: 23101244

Technician(s): JC, TC, BG, JR

Groundwater Sampling Summary

Baldwin- 4Q 2023

WO Sample	Well ID	Sampling Activities and Observations									
		Sampler Initials	Date	Time	Sampling Method	Field Filtered	Appearance	Odor	Color	Post-Sample DTW (ft)	Drawdown (ft)
001	MW-104DR	TAC	11/01/23	10:05	Low Flow	Yes	Clear	None	None	17.32	0.48
002	MW-104SR										
003	MW-150	JC	11/03/23	10:15	Low Flow	Yes	Clear	None	none	20.94	0.37
004	MW-151	JC	10/31/23	10:36	Low Flow	Yes	Clear	None	none	10.95	3.31
005	MW-152	JC	10/31/23	11:45	Low Flow	Yes	Cloudy	None	none	8.28	0.16
006	MW-153	TAC	11/03/23	12:09	Low Flow	Yes	Clear	None	None	18.69	0.78
007	MW-154										
008	MW-155										
009	MW-192	TAC	10/31/23	12:41	Low Flow	No	Clear	None	None	11.95	3.08
010	MW-193	TAC	10/31/23	14:28	Low Flow	No	Clear	None	None	9.44	0
011	MW-252	JC	10/31/23	12:37	Low Flow	Yes	Clear	None	none	18.72	15.42
012	MW-253	TAC	11/03/23	12:33	Low Flow	Yes	Clear	None	None	22.68	4.06
013	MW-304	TAC	11/01/23	10:34	Low Flow	Yes	Clear	None	None	13.10	2.84
014	MW-306	JC	11/03/23	09:27	Low Flow	Yes	Clear	None	none	19.90	1.68
015	MW-350	JC	11/03/23	10:42	Low Flow	Yes	Clear	Moderate	none	29.09	4.62
016	MW-352	JC	10/31/23	12:49	Low Flow	Yes	Clear	None	none	12.78	6.61
017	MW-355	JC	10/31/23	13:52	Low Flow	Yes	Clear	None	none	28.94	3.98
018	MW-356	TAC	11/02/23	09:42	Low Flow	No	Clear	Slight	None	7.26	2.36
019	MW-358	TAC	11/01/23	12:05	Low Flow	No	Clear	Slight	None	30.98	3.02
020	MW-366	TAC	11/02/23	15:15	Low Flow	No	Clear	None	None	23.51	4.49
021	MW-369	TAC	11/02/23	10:39	Low Flow	No	Clear	Moderate	None	18.41	2.34
022	MW-370	TAC	11/02/23	11:53	Low Flow	No	Clear	None	None	22.45	3.26
023	MW-375	TAC	11/03/23	10:45	Low Flow	No	Clear	None	None	38.98	3.76
024	MW-377	JC	11/03/23	11:11	Low Flow	Yes	Clear	None	none	8.40	1.55
025	MW-382	TAC	11/02/23	12:49	Low Flow	No	Clear	Slight	None	19.51	2.55
026	MW-383	TAC	11/01/23	14:13	Low Flow	No	Clear	None	None	23.79	3.65
027	MW-384	TAC	11/01/23	15:20	Low Flow	No	Clear	None	None	19.25	3.5
028	MW-390	TAC	11/02/23	14:16	Low Flow	No	Cloudy	Slight	Grey	13.97	3.95
029	MW-391	TAC	11/03/23	10:08	Low Flow	No	Clear	None	Clear		
030	MW-392	TAC	10/31/23	13:32	Low Flow	No	Clear	Slight	None	10.29	1.6
031	MW-393	TAC	10/31/23	15:03	Low Flow	No	Clear	Slight	None	12.75	5.67
032	MW-394	TAC	11/01/23	13:14	Low Flow	No	Clear	Strong	None	9.89	2.15
033	OW-156	TAC	10/31/23	12:18		No	Cloudy	Slight	Grey	10.79	0.68
034	OW-157	TAC	11/02/23	13:32		No	Cloudy	Slight	White	9.34	0.12
035	OW-256	TAC	10/31/23	12:02	Low Flow	No	Clear	Slight	None	14.71	1.4

Site Sampling Event: Baldwin- 4Q 2023

LIMS Workorder: 23101244

Technician(s): JC, TC, BG, JR

Groundwater Sampling Summary

Baldwin- 4Q 2023

WO Sample	Well ID	Sampling Activities and Observations									
		Sampler Initials	Date	Time	Sampling Method	Field Filtered	Appearance	Odor	Color	Post-Sample DTW (ft)	Drawdown (ft)
036	OW-257	JC	10/31/23	09:48	Low Flow	No	Clear	Moderate	none	17.45	9.17
037	PZ-170	TAC	10/31/23	10:17	Low Flow	No	Clear	None	None	22.53	3.61
038	PZ-182	TAC	10/31/23	10:57	Low Flow	No	Slightly cloudy	Slight	None	19.78	0.06
039	TPZ-164										
040	XPW01										
041	XPW05										
042	XPW06										
043	Field Blank	TAC	11/03/23	12:15							
044	MW-304 Duplicate	TAC	11/01/23	10:34	Low Flow	Yes	Clear	None	Clear	13.10	2.84

Site Sampling Event: Baldwin- 4Q 2023

LIMS Workorder: 23101244

Technician(s): JC, TC, BG, JR

Groundwater Sampling Summary

Baldwin- 4Q 2023

WO Sample	Well ID	COMMENTS
001	MW-104DR	
002	MW-104SR	Insufficient water level to sample
003	MW-150	
004	MW-151	
005	MW-152	
006	MW-153	
007	MW-154	Dry- no sample
008	MW-155	Dry- no sample
009	MW-192	
010	MW-193	
011	MW-252	
012	MW-253	
013	MW-304	PVC need cut so lid and cap can fit properly
014	MW-306	
015	MW-350	
016	MW-352	
017	MW-355	
018	MW-356	
019	MW-358	
020	MW-366	
021	MW-369	
022	MW-370	
023	MW-375	
024	MW-377	
025	MW-382	
026	MW-383	
027	MW-384	
028	MW-390	
029	MW-391	Water level below top of pump. Went dry during fill. Waited and didn't recharge. Pulled pump and filled rest of bottles with bailer
030	MW-392	
031	MW-393	
032	MW-394	
033	OW-156	
034	OW-157	
035	OW-256	

Site Sampling Event: Baldwin- 4Q 2023

LIMS Workorder: 23101244

Technician(s): JC, TC, BG, JR

Groundwater Sampling Summary

Baldwin- 4Q 2023

WO Sample	Well ID	COMMENTS
036	OW-257	
037	PZ-170	PVC need cut so lid and cap can fit properly
038	PZ-182	250ml/min
039	TPZ-164	
040	XPW01	
041	XPW05	
042	XPW06	
043	Field Blank	
044	MW-304 Duplicate	

Site Samping Event: Baldwin- 4Q 2023

Stabilized Field Parameters Summary

LIMS Workorder: 23101244

Baldwin- 4Q 2023

Technician(s): JC, TC, BG, JR

Well ID	Date	Time	Temp (deg C)	Temp (deg F)	pH (SU)	Sp Cond (µS/cm)	ODO (mg/L)	Turbidity (NTU)	ORP (mV)	DTB (ft)	DTW (ft)	LIMS ID		
MW-104DR	11/1/2023	10:05	15.2	59.36	6.88	987.0	1.26	0.77	34.2	31.45	16.84	23101244-001A		
MW-104SR	11/1/2023	9:43	Dry- No Sample									18.02	DRY	23101244-002A
MW-150	11/3/2023	10:15	13.6	56.48	7.11	1,873.3	3.03	3.49	-139	27.87	20.57	23101244-003A		
MW-151	10/31/2023	10:36	16.4	61.52	6.89	951.0	1.85	14.85	39.5		7.64	23101244-004A		
MW-152	10/31/2023	11:45	14.3	57.74	6.77	2,078.0	0.66	33.38	59.6	20.03	8.12	23101244-005A		
MW-153	11/3/2023	12:09	15.5	59.90	6.77	470.1	2.86	15.83	77.3	23.4	17.91	23101244-006A		
MW-154	10/30/2023	11:54	Dry- No Sample									15.27	15.05	23101244-007A
MW-155	10/30/2023	15:10	Dry- No Sample									23.38	dry	23101244-008A
MW-192	10/31/2023	12:41	16.3	61.34	6.78	774.4	1.26	23.02	-114.8		8.87	23101244-009A		
MW-193	10/31/2023	14:28	17.1	62.78	6.77	942.4	1.13	7.04	-53.8		9.44	23101244-010A		
MW-252	10/31/2023	12:37	13.5	56.30	6.81	1,574.8	0.80	39.57	-76.7	52.34	3.30	23101244-011A		
MW-253	11/3/2023	12:33	15.9	60.62	10.75	428.2	4.08	12.02	-34.9	38.18	18.62	23101244-012A		
MW-304	11/1/2023	10:34	15.3	59.54	7.81	2,371.7	0.80	1.66	-55.7		10.26	23101244-013A		
MW-306	11/3/2023	9:27	14.9	58.82	10.47	621.5	1.41	8.89	-172.8		18.22	23101244-014A		
MW-350	11/3/2023	10:42	13.7	56.66	8.39	735.7	1.26	4.24	-242.5	49.31	24.47	23101244-015A		
MW-352	10/31/2023	12:49	14.1	57.38	7.69	1,958.3	4.46	4.99	-97.9	75.72	6.17	23101244-016A		
MW-355	10/31/2023	13:52	13.7	56.66	7.17	797.6	1.74	2.16	-45.3	35.41	24.96	23101244-017A		
MW-356	11/2/2023	9:42	14.8	58.64	7.60	1,156.8	1.22	2.43	-21.1		4.90	23101244-018A		
MW-358	11/1/2023	12:05	14.6	58.28	7.89	5,630.7	1.65	55.3	-161.6		27.96	23101244-019A		
MW-366	11/2/2023	15:15	15.7	60.26	6.86	1,628.0	1.18	9.38	8.6		19.02	23101244-020A		
MW-369	11/2/2023	10:39	15.9	60.62	8.31	2,668.5	1.83	53.49	-147.5		16.07	23101244-021A		
MW-370	11/2/2023	11:53	15.8	60.44	7.61	5,860.2	0.80	2.78	-24.5		19.19	23101244-022A		
MW-375	11/3/2023	10:45	14.2	57.56	7.71	1,272.5	0.83	18.73	-3		35.22	23101244-023A		
MW-377	11/3/2023	11:11	16.6	61.88	7.23	1,063.4	1.47	4.92	-84.2		6.85	23101244-024A		
MW-382	11/2/2023	12:49	16.3	61.34	7.80	1,838.8	1.28	31.95	-67.8		16.96	23101244-025A		
MW-383	11/1/2023	14:13	17.5	63.50	7.58	1,519.8	0.82	1.98	-114		20.14	23101244-026A		
MW-384	11/1/2023	15:20	16.3	61.34	8.06	2,858.1	0.79	3.49	-99.2		15.75	23101244-027A		
MW-390	11/2/2023	14:16	16.6	61.88	7.16	1,457.7	1.37	100.96	-69.6		10.02	23101244-028A		
MW-391	11/3/2023	10:08	15.1	59.18	7.66	2,869.5	1.12	50.3	55.1		67.72	23101244-029A		
MW-392	10/31/2023	13:32	15.7	60.26	7.65	3,382.7	1.63	6.87	-144.3		8.69	23101244-030A		
MW-393	10/31/2023	15:03	17.1	62.78	8.19	4,142.1	0.71	7.09	-258.8		7.08	23101244-031A		
MW-394	11/1/2023	13:14	16.2	61.16	7.91	4,421.0	2.43	2.66	-258.4		7.74	23101244-032A		
OW-156	10/31/2023	12:18	16.7	62.06	6.61	905.2	5.63	140.31	2	20.43	10.11	23101244-033A		
OW-157	11/2/2023	13:32	17.1	62.78	6.27	4,192.2	4.09	98.29	-27.1	20.38	9.22	23101244-034A		
OW-256	10/31/2023	12:02	14.7	58.46	6.85	830.7	1.25	10.28	-65.3		13.31	23101244-035A		
OW-257	10/31/2023	9:48	13.4	56.12	6.78	1,048.2	1.30	77.69	-33		8.28	23101244-036A		
PZ-170	10/31/2023	10:17	15	59.00	6.51	1,616.5	0.97	4.31	-107.7		18.92	23101244-037A		
PZ-182	10/31/2023	10:57	15.5	59.90	6.56	1,258.8	0.70	8.87	-71.2		19.72	23101244-038A		
TPZ-164	10/30/2023	13:30	Dry- No Sample									3.71	23101244-039A	
XPW01	10/30/2023	13:40	Dry- No Sample									Dry	23101244-040A	
XPW05	10/30/2023	13:26	Dry- No Sample									4.64	23101244-041A	
XPW06	10/30/2023	14:26	Dry- No Sample									2.46	23101244-042A	
Field Blank	11/3/2023	12:15										23101244-043A		
MW-304 Duplicate	11/1/2023	10:34	15.3	59.54	7.81	2,371.7	0.80	1.66	-55.7		10.26	23101244-044A		

Site Sampling Event: Baldwin- 4Q 2023

Groundwater Sampling Field Form- Groundwater Quality Parameters

BALDWIN POWER PLANT, BOTTOM ASH POND

BAL-257-601

LIMS Workorder: 23101244

Baldwin- 4Q 2023

Technician(s): JC, TC, BG, JR

Well ID	Date	Time (adj)	DTW	Temp (deg C)	Temp (deg F)	pH (SU)	Sp Cond ($\mu\text{S}/\text{cm}$)	Sp Cond ($\mu\text{mhos}/\text{cm}$ @25C)	ODO (mg/L)	Turbidity (NTU)	ORP (mV)
MW-104DR	11/1/2023	0959	16.84	15.3	59.54	6.86	1001.3	1001.3	1.61	0.75	42.8
MW-104DR	11/1/2023	1002	16.84	15.3	59.54	6.87	990.1	990.1	1.4	0.87	37.8
MW-104DR	11/1/2023	1005	16.84	15.2	59.36	6.88	987	987	1.26	0.77	34.2

Site Sampling Event: Baldwin- 4Q 2023

Groundwater Sampling Field Form- Groundwater Quality Parameters

BALDWIN POWER PLANT, BOTTOM ASH POND

BAL-257-601

LIMS Workorder: 23101244

Baldwin- 4Q 2023

Technician(s): JC, TC, BG, JR

Well ID	Date	Time (adj)	DTW	Temp (deg C)	Temp (deg F)	pH (SU)	Sp Cond (µS/cm)	Sp Cond (µmhos/cm @25C)	ODO (mg/L)	Turbidity (NTU)	ORP (mV)
---------	------	------------	-----	--------------	--------------	---------	-----------------	-------------------------	------------	-----------------	----------

MW-104SR

Site Sampling Event: Baldwin- 4Q 2023

Groundwater Sampling Field Form- Groundwater Quality Parameters

BALDWIN POWER PLANT, BOTTOM ASH POND

BAL-257-601

LIMS Workorder: 23101244

Baldwin- 4Q 2023

Technician(s): JC, TC, BG, JR

Well ID	Date	Time (adj)	DTW	Temp (deg C)	Temp (deg F)	pH (SU)	Sp Cond ($\mu\text{S}/\text{cm}$)	Sp Cond ($\mu\text{mhos}/\text{cm}$ @25C)	ODO (mg/L)	Turbidity (NTU)	ORP (mV)
MW-150	11/3/2023	1009	20.57	13.6	56.48	7.11	1881.1	1881.1	3.51	15.28	-180.6
MW-150	11/3/2023	1012	20.57	13.6	56.48	7.11	1874.2	1874.2	3.18	5.14	-154.3
MW-150	11/3/2023	1015	20.57	13.6	56.48	7.11	1873.3	1873.3	3.03	3.49	-139

Site Sampling Event: Baldwin- 4Q 2023

Groundwater Sampling Field Form- Groundwater Quality Parameters

BALDWIN POWER PLANT, BOTTOM ASH POND

BAL-257-601

LIMS Workorder: 23101244

Baldwin- 4Q 2023

Technician(s): JC, TC, BG, JR

Well ID	Date	Time (adj)	DTW	Temp (deg C)	Temp (deg F)	pH (SU)	Sp Cond ($\mu\text{S}/\text{cm}$)	Sp Cond ($\mu\text{mhos}/\text{cm}$ @25C)	ODO (mg/L)	Turbidity (NTU)	ORP (mV)
MW-151	10/31/2023	1030	7.64	16.1	60.98	6.89	911.8	911.8	2.49	28.21	32.1
MW-151	10/31/2023	1033	7.64	16.4	61.52	6.89	897.7	897.7	1.9	12.85	35
MW-151	10/31/2023	1036	7.64	16.4	61.52	6.89	951	951	1.85	14.85	39.5

Site Sampling Event: Baldwin- 4Q 2023

Groundwater Sampling Field Form- Groundwater Quality Parameters

BALDWIN POWER PLANT, BOTTOM ASH POND

BAL-257-601

LIMS Workorder: 23101244

Baldwin- 4Q 2023

Technician(s): JC, TC, BG, JR

Well ID	Date	Time (adj)	DTW	Temp (deg C)	Temp (deg F)	pH (SU)	Sp Cond (µS/cm)	Sp Cond (µmhos/cm @25C)	ODO (mg/L)	Turbidity (NTU)	ORP (mV)
MW-152	10/31/2023	1103	8.12	14.5	58.1	6.76	2023.6	2023.6	1.26	431.08	30.5
MW-152	10/31/2023	1106	8.12	14.5	58.1	6.76	2040.3	2040.3	1.11	349.72	32.7
MW-152	10/31/2023	1109	8.12	14.5	58.1	6.76	2044.9	2044.9	1.01	273	35.2
MW-152	10/31/2023	1112	8.12	14.3	57.74	6.76	2049.6	2049.6	0.95	209.31	38.3
MW-152	10/31/2023	1115	8.12	14.5	58.1	6.76	2057.1	2057.1	0.89	166.58	41.2
MW-152	10/31/2023	1118	8.12	14.4	57.92	6.76	2062.4	2062.4	0.85	128.42	44.1
MW-152	10/31/2023	1121	8.12	14.3	57.74	6.76	2071	2071	0.81	107.88	46.8
MW-152	10/31/2023	1124	8.12	14.2	57.56	6.76	2073.2	2073.2	0.79	84.74	49.2
MW-152	10/31/2023	1127	8.12	14.2	57.56	6.77	2073.5	2073.5	0.76	74.62	51.4
MW-152	10/31/2023	1130	8.12	14.2	57.56	6.77	2077.7	2077.7	0.74	65.01	53.2
MW-152	10/31/2023	1133	8.12	14.3	57.74	6.77	2079.2	2079.2	0.72	58.32	54.8
MW-152	10/31/2023	1136	8.12	14.2	57.56	6.77	2083.5	2083.5	0.7	49.53	56.2
MW-152	10/31/2023	1139	8.12	14.2	57.56	6.77	2081.9	2081.9	0.69	41.79	57.4
MW-152	10/31/2023	1142	8.12	14.2	57.56	6.77	2080.4	2080.4	0.67	38.39	58.5
MW-152	10/31/2023	1145	8.12	14.3	57.74	6.77	2078	2078	0.66	33.38	59.6

Site Sampling Event: Baldwin- 4Q 2023

Groundwater Sampling Field Form- Groundwater Quality Parameters

BALDWIN POWER PLANT, BOTTOM ASH POND

BAL-257-601

LIMS Workorder: 23101244

Baldwin- 4Q 2023

Technician(s): JC, TC, BG, JR

Well ID	Date	Time (adj)	DTW	Temp (deg C)	Temp (deg F)	pH (SU)	Sp Cond ($\mu\text{S}/\text{cm}$)	Sp Cond ($\mu\text{mhos}/\text{cm}$ @25C)	ODO (mg/L)	Turbidity (NTU)	ORP (mV)
MW-153	11/3/2023	1203	17.91	15.5	59.9	6.72	466.8	466.8	2.82	12.73	72.3
MW-153	11/3/2023	1206	17.91	15.5	59.9	6.75	467.7	467.7	2.85	11.68	75.7
MW-153	11/3/2023	1209	17.91	15.5	59.9	6.77	470.1	470.1	2.86	15.83	77.3

Site Sampling Event: Baldwin- 4Q 2023

Groundwater Sampling Field Form- Groundwater Quality Parameters

BALDWIN POWER PLANT, BOTTOM ASH POND

BAL-257-601

LIMS Workorder: 23101244

Baldwin- 4Q 2023

Technician(s): JC, TC, BG, JR

Well ID	Date	Time (adj)	DTW	Temp (deg C)	Temp (deg F)	pH (SU)	Sp Cond (µS/cm)	Sp Cond (µmhos/cm @25C)	ODO (mg/L)	Turbidity (NTU)	ORP (mV)
---------	------	------------	-----	--------------	--------------	---------	-----------------	-------------------------	------------	-----------------	----------

MW-154

Site Sampling Event: Baldwin- 4Q 2023

Groundwater Sampling Field Form- Groundwater Quality Parameters

BALDWIN POWER PLANT, BOTTOM ASH POND

BAL-257-601

LIMS Workorder: 23101244

Baldwin- 4Q 2023

Technician(s): JC, TC, BG, JR

Well ID	Date	Time (adj)	DTW	Temp (deg C)	Temp (deg F)	pH (SU)	Sp Cond (µS/cm)	Sp Cond (µmhos/cm @25C)	ODO (mg/L)	Turbidity (NTU)	ORP (mV)
---------	------	------------	-----	--------------	--------------	---------	-----------------	-------------------------	------------	-----------------	----------

MW-155

Site Sampling Event: Baldwin- 4Q 2023

Groundwater Sampling Field Form- Groundwater Quality Parameters

BALDWIN POWER PLANT, BOTTOM ASH POND

BAL-257-601

LIMS Workorder: 23101244

Baldwin- 4Q 2023

Technician(s): JC, TC, BG, JR

Well ID	Date	Time (adj)	DTW	Temp (deg C)	Temp (deg F)	pH (SU)	Sp Cond ($\mu\text{S}/\text{cm}$)	Sp Cond ($\mu\text{mhos}/\text{cm}$ @25C)	ODO (mg/L)	Turbidity (NTU)	ORP (mV)
MW-192	10/31/2023	1232	8.87	16.7	62.06	6.8	781.8	781.8	1.49	22.56	-112.9
MW-192	10/31/2023	1235	8.87	14.6	58.28	6.82	779.9	779.9	1.4	20.23	-113.3
MW-192	10/31/2023	1238	8.87	16	60.8	6.79	768.4	768.4	1.36	16.64	-113.6
MW-192	10/31/2023	1241	8.87	16.3	61.34	6.78	774.4	774.4	1.26	23.02	-114.8

Site Sampling Event: Baldwin- 4Q 2023

Groundwater Sampling Field Form- Groundwater Quality Parameters

BALDWIN POWER PLANT, BOTTOM ASH POND

BAL-257-601

LIMS Workorder: 23101244

Baldwin- 4Q 2023

Technician(s): JC, TC, BG, JR

Well ID	Date	Time (adj)	DTW	Temp (deg C)	Temp (deg F)	pH (SU)	Sp Cond ($\mu\text{S}/\text{cm}$)	Sp Cond ($\mu\text{mhos}/\text{cm}$ @25C)	ODO (mg/L)	Turbidity (NTU)	ORP (mV)
MW-193	10/31/2023	1422	9.44	17.1	62.78	6.82	949.8	949.8	1.74	20.24	-60.1
MW-193	10/31/2023	1425	9.44	17.1	62.78	6.79	946	946	1.34	10.58	-56.6
MW-193	10/31/2023	1428	9.44	17.1	62.78	6.77	942.4	942.4	1.13	7.04	-53.8

Site Sampling Event: Baldwin- 4Q 2023

Groundwater Sampling Field Form- Groundwater Quality Parameters

BALDWIN POWER PLANT, BOTTOM ASH POND

BAL-257-601

LIMS Workorder: 23101244

Baldwin- 4Q 2023

Technician(s): JC, TC, BG, JR

Well ID	Date	Time (adj)	DTW	Temp (deg C)	Temp (deg F)	pH (SU)	Sp Cond ($\mu\text{S}/\text{cm}$)	Sp Cond ($\mu\text{mhos}/\text{cm}$ @25C)	ODO (mg/L)	Turbidity (NTU)	ORP (mV)
MW-252	10/31/2023	1216	3.3	13.4	56.12	6.84	1568.2	1568.2	2.44	73.51	-64.9
MW-252	10/31/2023	1219	3.3	13.2	55.76	6.83	1577.8	1577.8	1.78	62.52	-65.9
MW-252	10/31/2023	1222	3.3	12.8	55.04	6.82	1562.2	1562.2	1.48	53.46	-68.4
MW-252	10/31/2023	1225	3.3	13.8	56.84	6.81	1568.5	1568.5	1.23	40.75	-70.8
MW-252	10/31/2023	1228	3.3	13.9	57.02	6.8	1567.8	1567.8	1.05	30.49	-72.7
MW-252	10/31/2023	1231	3.3	13.3	55.94	6.81	1572.1	1572.1	0.94	24.96	-74.2
MW-252	10/31/2023	1234	3.3	13.8	56.84	6.8	1571.8	1571.8	0.86	23.53	-75.4
MW-252	10/31/2023	1237	3.3	13.5	56.3	6.81	1574.8	1574.8	0.8	39.57	-76.7

Site Sampling Event: Baldwin- 4Q 2023

Groundwater Sampling Field Form- Groundwater Quality Parameters

BALDWIN POWER PLANT, BOTTOM ASH POND

BAL-257-601

LIMS Workorder: 23101244

Baldwin- 4Q 2023

Technician(s): JC, TC, BG, JR

Well ID	Date	Time (adj)	DTW	Temp (deg C)	Temp (deg F)	pH (SU)	Sp Cond ($\mu\text{S}/\text{cm}$)	Sp Cond ($\mu\text{mhos}/\text{cm}$ @25C)	ODO (mg/L)	Turbidity (NTU)	ORP (mV)
MW-253	11/3/2023	1227	18.62	15.8	60.44	10.95	500.7	500.7	3.49	13.17	-42.7
MW-253	11/3/2023	1230	18.62	15.9	60.62	10.86	460.1	460.1	3.67	11.19	-40.7
MW-253	11/3/2023	1233	18.62	15.9	60.62	10.75	428.2	428.2	4.08	12.02	-34.9

Site Sampling Event: Baldwin- 4Q 2023

Groundwater Sampling Field Form- Groundwater Quality Parameters

BALDWIN POWER PLANT, BOTTOM ASH POND

BAL-257-601

LIMS Workorder: 23101244

Baldwin- 4Q 2023

Technician(s): JC, TC, BG, JR

Well ID	Date	Time (adj)	DTW	Temp (deg C)	Temp (deg F)	pH (SU)	Sp Cond ($\mu\text{S}/\text{cm}$)	Sp Cond ($\mu\text{mhos}/\text{cm}$ @25C)	ODO (mg/L)	Turbidity (NTU)	ORP (mV)
MW-304	11/1/2023	1025	10.26	15.1	59.18	7.82	2360	2360	1.29	2.05	-68
MW-304	11/1/2023	1028	10.26	15.2	59.36	7.81	2365.1	2365.1	0.99	1.99	-61.6
MW-304	11/1/2023	1031	10.26	15.2	59.36	7.81	2370.9	2370.9	0.88	1.66	-58.1
MW-304	11/1/2023	1034	10.26	15.3	59.54	7.81	2371.7	2371.7	0.8	1.66	-55.7

Site Sampling Event: Baldwin- 4Q 2023

Groundwater Sampling Field Form- Groundwater Quality Parameters

BALDWIN POWER PLANT, BOTTOM ASH POND

BAL-257-601

LIMS Workorder: 23101244

Baldwin- 4Q 2023

Technician(s): JC, TC, BG, JR

Well ID	Date	Time (adj)	DTW	Temp (deg C)	Temp (deg F)	pH (SU)	Sp Cond ($\mu\text{S}/\text{cm}$)	Sp Cond ($\mu\text{mhos}/\text{cm}$ @25C)	ODO (mg/L)	Turbidity (NTU)	ORP (mV)
MW-306	11/3/2023	0921	18.22	14.7	58.46	9.84	486.7	486.7	3.55	5.71	26.4
MW-306	11/3/2023	0924	18.22	14.8	58.64	10.19	545.2	545.2	2.1	9.51	-101.7
MW-306	11/3/2023	0927	18.22	14.9	58.82	10.47	621.5	621.5	1.41	8.89	-172.8

Site Sampling Event: Baldwin- 4Q 2023

Groundwater Sampling Field Form- Groundwater Quality Parameters

BALDWIN POWER PLANT, BOTTOM ASH POND

BAL-257-601

LIMS Workorder: 23101244

Baldwin- 4Q 2023

Technician(s): JC, TC, BG, JR

Well ID	Date	Time (adj)	DTW	Temp (deg C)	Temp (deg F)	pH (SU)	Sp Cond ($\mu\text{S}/\text{cm}$)	Sp Cond ($\mu\text{mhos}/\text{cm}$ @25C)	ODO (mg/L)	Turbidity (NTU)	ORP (mV)
MW-350	11/3/2023	1030	24.47	13.4	56.12	11.29	574.1	574.1	7.41	4.7	-118.2
MW-350	11/3/2023	1033	24.47	13.6	56.48	9.43	603.2	603.2	4.51	5.28	-213.2
MW-350	11/3/2023	1036	24.47	13.6	56.48	8.82	690	690	2.68	6.35	-226.7
MW-350	11/3/2023	1039	24.47	13.6	56.48	8.43	737.1	737.1	1.63	5.34	-240.5
MW-350	11/3/2023	1042	24.47	13.7	56.66	8.39	735.7	735.7	1.26	4.24	-242.5

Site Sampling Event: Baldwin- 4Q 2023

Groundwater Sampling Field Form- Groundwater Quality Parameters

BALDWIN POWER PLANT, BOTTOM ASH POND

BAL-257-601

LIMS Workorder: 23101244

Baldwin- 4Q 2023

Technician(s): JC, TC, BG, JR

Well ID	Date	Time (adj)	DTW	Temp (deg C)	Temp (deg F)	pH (SU)	Sp Cond ($\mu\text{S}/\text{cm}$)	Sp Cond ($\mu\text{mhos}/\text{cm}$ @25C)	ODO (mg/L)	Turbidity (NTU)	ORP (mV)
MW-352	10/31/2023	1243	6.17	13.7	56.66	7.6	1957.3	1957.3	4.37	8.88	-89.1
MW-352	10/31/2023	1246	6.17	13.9	57.02	7.66	1958	1958	4.3	6.57	-95.2
MW-352	10/31/2023	1249	6.17	14.1	57.38	7.69	1958.3	1958.3	4.46	4.99	-97.9

Site Sampling Event: Baldwin- 4Q 2023

Groundwater Sampling Field Form- Groundwater Quality Parameters

BALDWIN POWER PLANT, BOTTOM ASH POND

BAL-257-601

LIMS Workorder: 23101244

Baldwin- 4Q 2023

Technician(s): JC, TC, BG, JR

Well ID	Date	Time (adj)	DTW	Temp (deg C)	Temp (deg F)	pH (SU)	Sp Cond ($\mu\text{S}/\text{cm}$)	Sp Cond ($\mu\text{mhos}/\text{cm}$ @25C)	ODO (mg/L)	Turbidity (NTU)	ORP (mV)
MW-355	10/31/2023	1346	24.96	13.6	56.48	7.27	803.6	803.6	3.56	35.4	-66.9
MW-355	10/31/2023	1349	24.96	13.6	56.48	7.2	796.7	796.7	2.28	6.46	-54.8
MW-355	10/31/2023	1352	24.96	13.7	56.66	7.17	797.6	797.6	1.74	2.16	-45.3

Site Sampling Event: Baldwin- 4Q 2023

Groundwater Sampling Field Form- Groundwater Quality Parameters

BALDWIN POWER PLANT, BOTTOM ASH POND

BAL-257-601

LIMS Workorder: 23101244

Baldwin- 4Q 2023

Technician(s): JC, TC, BG, JR

Well ID	Date	Time (adj)	DTW	Temp (deg C)	Temp (deg F)	pH (SU)	Sp Cond ($\mu\text{S}/\text{cm}$)	Sp Cond ($\mu\text{mhos}/\text{cm}$ @25C)	ODO (mg/L)	Turbidity (NTU)	ORP (mV)
MW-356	11/2/2023	0936	4.9	14.8	58.64	7.61	1193.8	1193.8	1.39	3.38	-23.5
MW-356	11/2/2023	0939	4.9	14.9	58.82	7.62	1180.2	1180.2	1.26	3.09	-22.5
MW-356	11/2/2023	0942	4.9	14.8	58.64	7.6	1156.8	1156.8	1.22	2.43	-21.1

Site Sampling Event: Baldwin- 4Q 2023

Groundwater Sampling Field Form- Groundwater Quality Parameters

BALDWIN POWER PLANT, BOTTOM ASH POND

BAL-257-601

LIMS Workorder: 23101244

Baldwin- 4Q 2023

Technician(s): JC, TC, BG, JR

Well ID	Date	Time (adj)	DTW	Temp (deg C)	Temp (deg F)	pH (SU)	Sp Cond ($\mu\text{S}/\text{cm}$)	Sp Cond ($\mu\text{mhos}/\text{cm}$ @25C)	ODO (mg/L)	Turbidity (NTU)	ORP (mV)
MW-358	11/1/2023	1159	27.96	14.6	58.28	7.85	5590.4	5590.4	1.83	24.77	-155.1
MW-358	11/1/2023	1202	27.96	14.6	58.28	7.88	5628.9	5628.9	1.67	32.09	-159
MW-358	11/1/2023	1205	27.96	14.6	58.28	7.89	5630.7	5630.7	1.65	55.3	-161.6

Site Sampling Event: Baldwin- 4Q 2023

Groundwater Sampling Field Form- Groundwater Quality Parameters

BALDWIN POWER PLANT, BOTTOM ASH POND

BAL-257-601

LIMS Workorder: 23101244

Baldwin- 4Q 2023

Technician(s): JC, TC, BG, JR

Well ID	Date	Time (adj)	DTW	Temp (deg C)	Temp (deg F)	pH (SU)	Sp Cond ($\mu\text{S}/\text{cm}$)	Sp Cond ($\mu\text{mhos}/\text{cm}$ @25C)	ODO (mg/L)	Turbidity (NTU)	ORP (mV)
MW-366	11/2/2023	1503	19.02	15.6	60.08	6.86	1694.2	1694.2	1.67	11.35	-0.5
MW-366	11/2/2023	1506	19.02	15.6	60.08	6.86	1673.7	1673.7	1.51	9.8	3.4
MW-366	11/2/2023	1509	19.02	15.6	60.08	6.86	1659.8	1659.8	1.38	9.03	5.9
MW-366	11/2/2023	1512	19.02	15.7	60.26	6.86	1643.8	1643.8	1.26	8.94	7.5
MW-366	11/2/2023	1515	19.02	15.7	60.26	6.86	1628	1628	1.18	9.38	8.6

Site Sampling Event: Baldwin- 4Q 2023

Groundwater Sampling Field Form- Groundwater Quality Parameters

BALDWIN POWER PLANT, BOTTOM ASH POND

BAL-257-601

LIMS Workorder: 23101244

Baldwin- 4Q 2023

Technician(s): JC, TC, BG, JR

Well ID	Date	Time (adj)	DTW	Temp (deg C)	Temp (deg F)	pH (SU)	Sp Cond ($\mu\text{S}/\text{cm}$)	Sp Cond ($\mu\text{mhos}/\text{cm}$ @25C)	ODO (mg/L)	Turbidity (NTU)	ORP (mV)
MW-369	11/2/2023	1033	16.07	15.6	60.08	8.19	2863.2	2863.2	2.22	41.31	-149.4
MW-369	11/2/2023	1036	16.07	15.8	60.44	8.26	2778.5	2778.5	1.95	48.57	-149.3
MW-369	11/2/2023	1039	16.07	15.9	60.62	8.31	2668.5	2668.5	1.83	53.49	-147.5

Site Sampling Event: Baldwin- 4Q 2023

Groundwater Sampling Field Form- Groundwater Quality Parameters

BALDWIN POWER PLANT, BOTTOM ASH POND

BAL-257-601

LIMS Workorder: 23101244

Baldwin- 4Q 2023

Technician(s): JC, TC, BG, JR

Well ID	Date	Time (adj)	DTW	Temp (deg C)	Temp (deg F)	pH (SU)	Sp Cond ($\mu\text{S}/\text{cm}$)	Sp Cond ($\mu\text{mhos}/\text{cm}$ @25C)	ODO (mg/L)	Turbidity (NTU)	ORP (mV)
MW-370	11/2/2023	1144	19.19	15.7	60.26	7.64	5874	5874	1.4	5.27	-12.7
MW-370	11/2/2023	1147	19.19	15.8	60.44	7.62	5867.8	5867.8	1.04	3.88	-18.1
MW-370	11/2/2023	1150	19.19	15.8	60.44	7.61	5865.6	5865.6	0.88	2.76	-21.7
MW-370	11/2/2023	1153	19.19	15.8	60.44	7.61	5860.2	5860.2	0.8	2.78	-24.5

Site Sampling Event: Baldwin- 4Q 2023

Groundwater Sampling Field Form- Groundwater Quality Parameters

BALDWIN POWER PLANT, BOTTOM ASH POND

BAL-257-601

LIMS Workorder: 23101244

Baldwin- 4Q 2023

Technician(s): JC, TC, BG, JR

Well ID	Date	Time (adj)	DTW	Temp (deg C)	Temp (deg F)	pH (SU)	Sp Cond ($\mu\text{S}/\text{cm}$)	Sp Cond ($\mu\text{mhos}/\text{cm}$ @25C)	ODO (mg/L)	Turbidity (NTU)	ORP (mV)
MW-375	11/3/2023	1036	35.22	14.2	57.56	7.71	1333.9	1333.9	1.31	10.23	-25.3
MW-375	11/3/2023	1039	35.22	14.2	57.56	7.71	1308.8	1308.8	1.04	12.41	-15
MW-375	11/3/2023	1042	35.22	14.2	57.56	7.71	1288.1	1288.1	0.9	14.22	-7.9
MW-375	11/3/2023	1045	35.22	14.2	57.56	7.71	1272.5	1272.5	0.83	18.73	-3

Site Sampling Event: Baldwin- 4Q 2023

Groundwater Sampling Field Form- Groundwater Quality Parameters

BALDWIN POWER PLANT, BOTTOM ASH POND

BAL-257-601

LIMS Workorder: 23101244

Baldwin- 4Q 2023

Technician(s): JC, TC, BG, JR

Well ID	Date	Time (adj)	DTW	Temp (deg C)	Temp (deg F)	pH (SU)	Sp Cond ($\mu\text{S}/\text{cm}$)	Sp Cond ($\mu\text{mhos}/\text{cm}$ @25C)	ODO (mg/L)	Turbidity (NTU)	ORP (mV)
MW-377	11/3/2023	1102	6.85	15.7	60.26	7.46	1018.9	1018.9	4.88	4.47	-70.1
MW-377	11/3/2023	1105	6.85	16	60.8	7.29	1047	1047	3.04	5.35	-76
MW-377	11/3/2023	1108	6.85	16.4	61.52	7.25	1061.6	1061.6	2.03	5.71	-81.9
MW-377	11/3/2023	1111	6.85	16.6	61.88	7.23	1063.4	1063.4	1.47	4.92	-84.2

Site Sampling Event: Baldwin- 4Q 2023

Groundwater Sampling Field Form- Groundwater Quality Parameters

BALDWIN POWER PLANT, BOTTOM ASH POND

BAL-257-601

LIMS Workorder: 23101244

Baldwin- 4Q 2023

Technician(s): JC, TC, BG, JR

Well ID	Date	Time (adj)	DTW	Temp (deg C)	Temp (deg F)	pH (SU)	Sp Cond ($\mu\text{S}/\text{cm}$)	Sp Cond ($\mu\text{mhos}/\text{cm}$ @25C)	ODO (mg/L)	Turbidity (NTU)	ORP (mV)
MW-382	11/2/2023	1240	16.96	16.3	61.34	7.88	1947.4	1947.4	1.7	39.92	-89
MW-382	11/2/2023	1243	16.96	16.3	61.34	7.86	1896.6	1896.6	1.46	29.77	-79.1
MW-382	11/2/2023	1246	16.96	16.2	61.16	7.83	1863.3	1863.3	1.31	25.91	-72.1
MW-382	11/2/2023	1249	16.96	16.3	61.34	7.8	1838.8	1838.8	1.28	31.95	-67.8

Site Sampling Event: Baldwin- 4Q 2023

Groundwater Sampling Field Form- Groundwater Quality Parameters

BALDWIN POWER PLANT, BOTTOM ASH POND

BAL-257-601

LIMS Workorder: 23101244

Baldwin- 4Q 2023

Technician(s): JC, TC, BG, JR

Well ID	Date	Time (adj)	DTW	Temp (deg C)	Temp (deg F)	pH (SU)	Sp Cond (µS/cm)	Sp Cond (µmhos/cm @25C)	ODO (mg/L)	Turbidity (NTU)	ORP (mV)
MW-383	11/1/2023	1404	20.14	17.6	63.68	7.62	1522.5	1522.5	1.17	2.55	-118.3
MW-383	11/1/2023	1407	20.14	17.5	63.5	7.6	1520.1	1520.1	0.93	2.06	-116.3
MW-383	11/1/2023	1410	20.14	17.6	63.68	7.58	1518.6	1518.6	0.87	2.07	-114.9
MW-383	11/1/2023	1413	20.14	17.5	63.5	7.58	1519.8	1519.8	0.82	1.98	-114

Site Sampling Event: Baldwin- 4Q 2023

Groundwater Sampling Field Form- Groundwater Quality Parameters

BALDWIN POWER PLANT, BOTTOM ASH POND

BAL-257-601

LIMS Workorder: 23101244

Baldwin- 4Q 2023

Technician(s): JC, TC, BG, JR

Well ID	Date	Time (adj)	DTW	Temp (deg C)	Temp (deg F)	pH (SU)	Sp Cond ($\mu\text{S}/\text{cm}$)	Sp Cond ($\mu\text{mhos}/\text{cm}$ @25C)	ODO (mg/L)	Turbidity (NTU)	ORP (mV)
MW-384	11/1/2023	1511	15.75	16.5	61.7	8.05	2852.2	2852.2	1.17	5.65	-88.5
MW-384	11/1/2023	1514	15.75	16.5	61.7	8.06	2857.9	2857.9	0.95	3.88	-93.7
MW-384	11/1/2023	1517	15.75	16.4	61.52	8.06	2857.5	2857.5	0.86	4.07	-97
MW-384	11/1/2023	1520	15.75	16.3	61.34	8.06	2858.1	2858.1	0.79	3.49	-99.2

Site Sampling Event: Baldwin- 4Q 2023

Groundwater Sampling Field Form- Groundwater Quality Parameters

BALDWIN POWER PLANT, BOTTOM ASH POND

BAL-257-601

LIMS Workorder: 23101244

Baldwin- 4Q 2023

Technician(s): JC, TC, BG, JR

Well ID	Date	Time (adj)	DTW	Temp (deg C)	Temp (deg F)	pH (SU)	Sp Cond ($\mu\text{S}/\text{cm}$)	Sp Cond ($\mu\text{mhos}/\text{cm}$ @25C)	ODO (mg/L)	Turbidity (NTU)	ORP (mV)
MW-390	11/2/2023	1407	10.02	16.1	60.98	7.24	2158.1	2158.1	1.83	66.16	-86.4
MW-390	11/2/2023	1410	10.02	16.2	61.16	7.21	1815.5	1815.5	1.59	80.9	-78.6
MW-390	11/2/2023	1413	10.02	16.4	61.52	7.18	1614.6	1614.6	1.45	90.81	-73.2
MW-390	11/2/2023	1416	10.02	16.6	61.88	7.16	1457.7	1457.7	1.37	100.96	-69.6

Site Sampling Event: Baldwin- 4Q 2023

Groundwater Sampling Field Form- Groundwater Quality Parameters

BALDWIN POWER PLANT, BOTTOM ASH POND

BAL-257-601

LIMS Workorder: 23101244

Baldwin- 4Q 2023

Technician(s): JC, TC, BG, JR

Well ID	Date	Time (adj)	DTW	Temp (deg C)	Temp (deg F)	pH (SU)	Sp Cond ($\mu\text{S}/\text{cm}$)	Sp Cond ($\mu\text{mhos}/\text{cm}$ @25C)	ODO (mg/L)	Turbidity (NTU)	ORP (mV)
MW-391	11/3/2023	0950	67.72	15.1	59.18	7.48	2843.1	2843.1	3.42	70.1	76.5
MW-391	11/3/2023	0953	67.72	15.1	59.18	7.48	2833.7	2833.7	3.22	82.1	74
MW-391	11/3/2023	0956	67.72	15.1	59.18	7.51	2834.7	2834.7	2.49	81.26	70.4
MW-391	11/3/2023	0959	67.72	15.1	59.18	7.54	2837.9	2837.9	1.92	69.6	66.6
MW-391	11/3/2023	1002	67.72	15.2	59.36	7.57	2842.2	2842.2	1.52	57.08	62.9
MW-391	11/3/2023	1005	67.72	15.1	59.18	7.62	2853.7	2853.7	1.25	53.96	58.8
MW-391	11/3/2023	1008	67.72	15.1	59.18	7.66	2869.5	2869.5	1.12	50.3	55.1

Site Sampling Event: Baldwin- 4Q 2023

Groundwater Sampling Field Form- Groundwater Quality Parameters

BALDWIN POWER PLANT, BOTTOM ASH POND

BAL-257-601

LIMS Workorder: 23101244

Baldwin- 4Q 2023

Technician(s): JC, TC, BG, JR

Well ID	Date	Time (adj)	DTW	Temp (deg C)	Temp (deg F)	pH (SU)	Sp Cond ($\mu\text{S}/\text{cm}$)	Sp Cond ($\mu\text{mhos}/\text{cm}$ @25C)	ODO (mg/L)	Turbidity (NTU)	ORP (mV)
MW-392	10/31/2023	1326	8.69	16.3	61.34	7.65	3347	3347	1.76	4.31	-138.7
MW-392	10/31/2023	1329	8.69	16.1	60.98	7.65	3360.9	3360.9	1.85	3.65	-142.7
MW-392	10/31/2023	1332	8.69	15.7	60.26	7.65	3382.7	3382.7	1.63	6.87	-144.3

Site Sampling Event: Baldwin- 4Q 2023

Groundwater Sampling Field Form- Groundwater Quality Parameters

BALDWIN POWER PLANT, BOTTOM ASH POND

BAL-257-601

LIMS Workorder: 23101244

Baldwin- 4Q 2023

Technician(s): JC, TC, BG, JR

Well ID	Date	Time (adj)	DTW	Temp (deg C)	Temp (deg F)	pH (SU)	Sp Cond ($\mu\text{S}/\text{cm}$)	Sp Cond ($\mu\text{mhos}/\text{cm}$ @25C)	ODO (mg/L)	Turbidity (NTU)	ORP (mV)
MW-393	10/31/2023	1454	7.08	17.1	62.78	8.19	3907.9	3907.9	1.38	17.32	-247.9
MW-393	10/31/2023	1457	7.08	17.2	62.96	8.19	4085.6	4085.6	0.96	13.02	-251.2
MW-393	10/31/2023	1500	7.08	17.2	62.96	8.19	4129.8	4129.8	0.8	9.51	-254.9
MW-393	10/31/2023	1503	7.08	17.1	62.78	8.19	4142.1	4142.1	0.71	7.09	-258.8

Site Sampling Event: Baldwin- 4Q 2023

Groundwater Sampling Field Form- Groundwater Quality Parameters

BALDWIN POWER PLANT, BOTTOM ASH POND

BAL-257-601

LIMS Workorder: 23101244

Baldwin- 4Q 2023

Technician(s): JC, TC, BG, JR

Well ID	Date	Time (adj)	DTW	Temp (deg C)	Temp (deg F)	pH (SU)	Sp Cond ($\mu\text{S}/\text{cm}$)	Sp Cond ($\mu\text{mhos}/\text{cm}$ @25C)	ODO (mg/L)	Turbidity (NTU)	ORP (mV)
MW-394	11/1/2023	1302	7.74	17	62.6	7.76	3083	3083	2.31	3.3	-221.4
MW-394	11/1/2023	1305	7.74	16.8	62.24	7.81	3477.1	3477.1	2.06	3.18	-239
MW-394	11/1/2023	1308	7.74	16.4	61.52	7.87	4233.1	4233.1	2.49	3.33	-245.7
MW-394	11/1/2023	1311	7.74	16.3	61.34	7.89	4335.9	4335.9	2.53	2.96	-252.3
MW-394	11/1/2023	1314	7.74	16.2	61.16	7.91	4421	4421	2.43	2.66	-258.4

Site Sampling Event: Baldwin- 4Q 2023

Groundwater Sampling Field Form- Groundwater Quality Parameters

BALDWIN POWER PLANT, BOTTOM ASH POND

BAL-257-601

LIMS Workorder: 23101244

Baldwin- 4Q 2023

Technician(s): JC, TC, BG, JR

Well ID	Date	Time (adj)	DTW	Temp (deg C)	Temp (deg F)	pH (SU)	Sp Cond ($\mu\text{S}/\text{cm}$)	Sp Cond ($\mu\text{mhos}/\text{cm}$ @25C)	ODO (mg/L)	Turbidity (NTU)	ORP (mV)
OW-156	10/31/2023	1218	10.11	16.7	62.06	6.61	905.2	905.2	5.63	140.31	2

Site Sampling Event: Baldwin- 4Q 2023

Groundwater Sampling Field Form- Groundwater Quality Parameters

BALDWIN POWER PLANT, BOTTOM ASH POND

LIMS Workorder: 23101244

Baldwin- 4Q 2023

BAL-257-601

Technician(s): JC, TC, BG, JR

Well ID	Date	Time (adj)	DTW	Temp (deg C)	Temp (deg F)	pH (SU)	Sp Cond ($\mu\text{S}/\text{cm}$)	Sp Cond ($\mu\text{mhos}/\text{cm}$ @25C)	ODO (mg/L)	Turbidity (NTU)	ORP (mV)
OW-157	11/2/2023	1332	9.22	17.1	62.78	6.27	4192.2	4192.2	4.09	98.29	-27.1

Site Sampling Event: Baldwin- 4Q 2023

Groundwater Sampling Field Form- Groundwater Quality Parameters

BALDWIN POWER PLANT, BOTTOM ASH POND

BAL-257-601

LIMS Workorder: 23101244

Baldwin- 4Q 2023

Technician(s): JC, TC, BG, JR

Well ID	Date	Time (adj)	DTW	Temp (deg C)	Temp (deg F)	pH (SU)	Sp Cond ($\mu\text{S}/\text{cm}$)	Sp Cond ($\mu\text{mhos}/\text{cm}$ @25C)	ODO (mg/L)	Turbidity (NTU)	ORP (mV)
OW-256	10/31/2023	1156	13.31	14.8	58.64	6.91	797.4	797.4	1.62	24.93	-72.9
OW-256	10/31/2023	1159	13.31	14.8	58.64	6.86	826.1	826.1	1.39	15.05	-68.1
OW-256	10/31/2023	1202	13.31	14.7	58.46	6.85	830.7	830.7	1.25	10.28	-65.3

Site Sampling Event: Baldwin- 4Q 2023

Groundwater Sampling Field Form- Groundwater Quality Parameters

BALDWIN POWER PLANT, BOTTOM ASH POND

BAL-257-601

LIMS Workorder: 23101244

Baldwin- 4Q 2023

Technician(s): JC, TC, BG, JR

Well ID	Date	Time (adj)	DTW	Temp (deg C)	Temp (deg F)	pH (SU)	Sp Cond ($\mu\text{S}/\text{cm}$)	Sp Cond ($\mu\text{mhos}/\text{cm}$ @25C)	ODO (mg/L)	Turbidity (NTU)	ORP (mV)
OW-257	10/31/2023	0936	8.28	13.1	55.58	6.71	1068.7	1068.7	2.05	140.99	-4.8
OW-257	10/31/2023	0939	8.28	12.7	54.86	6.74	1070.7	1070.7	1.76	112.28	-9.5
OW-257	10/31/2023	0942	8.28	11.8	53.24	6.76	1083.9	1083.9	1.59	109.17	-13.8
OW-257	10/31/2023	0945	8.28	12.4	54.32	6.77	1059.6	1059.6	1.42	76.9	-26
OW-257	10/31/2023	0948	8.28	13.4	56.12	6.78	1048.2	1048.2	1.3	77.69	-33

Site Sampling Event: Baldwin- 4Q 2023

Groundwater Sampling Field Form- Groundwater Quality Parameters

BALDWIN POWER PLANT, BOTTOM ASH POND

BAL-257-601

LIMS Workorder: 23101244

Baldwin- 4Q 2023

Technician(s): JC, TC, BG, JR

Well ID	Date	Time (adj)	DTW	Temp (deg C)	Temp (deg F)	pH (SU)	Sp Cond ($\mu\text{S}/\text{cm}$)	Sp Cond ($\mu\text{mhos}/\text{cm}$ @25C)	ODO (mg/L)	Turbidity (NTU)	ORP (mV)
PZ-170	10/31/2023	1011	18.92	15.2	59.36	6.47	1628.7	1628.7	1.23	6.72	-99.8
PZ-170	10/31/2023	1014	18.92	15.6	60.08	6.49	1610.1	1610.1	1.07	4.76	-103.9
PZ-170	10/31/2023	1017	18.92	15	59	6.51	1616.5	1616.5	0.97	4.31	-107.7

Site Sampling Event: Baldwin- 4Q 2023

Groundwater Sampling Field Form- Groundwater Quality Parameters

BALDWIN POWER PLANT, BOTTOM ASH POND

BAL-257-601

LIMS Workorder: 23101244

Baldwin- 4Q 2023

Technician(s): JC, TC, BG, JR

Well ID	Date	Time (adj)	DTW	Temp (deg C)	Temp (deg F)	pH (SU)	Sp Cond ($\mu\text{S}/\text{cm}$)	Sp Cond ($\mu\text{mhos}/\text{cm}$ @25C)	ODO (mg/L)	Turbidity (NTU)	ORP (mV)
PZ-182	10/31/2023	1051	19.72	15.4	59.72	6.55	1267.6	1267.6	0.85	24.12	-84.4
PZ-182	10/31/2023	1054	19.72	15.4	59.72	6.55	1266.2	1266.2	0.76	14.25	-78.2
PZ-182	10/31/2023	1057	19.72	15.5	59.9	6.56	1258.8	1258.8	0.7	8.87	-71.2

Site Sampling Event: Baldwin- 4Q 2023

Groundwater Sampling Field Form- Groundwater Quality Parameters

BALDWIN POWER PLANT, BOTTOM ASH POND

BAL-257-601

LIMS Workorder: 23101244

Baldwin- 4Q 2023

Technician(s): JC, TC, BG, JR

Well ID	Date	Time (adj)	DTW	Temp (deg C)	Temp (deg F)	pH (SU)	Sp Cond (µS/cm)	Sp Cond (µmhos/cm @25C)	ODO (mg/L)	Turbidity (NTU)	ORP (mV)
---------	------	------------	-----	--------------	--------------	---------	-----------------	-------------------------	------------	-----------------	----------

TPZ-164

Site Sampling Event: Baldwin- 4Q 2023

Groundwater Sampling Field Form- Groundwater Quality Parameters

BALDWIN POWER PLANT, BOTTOM ASH POND

BAL-257-601

LIMS Workorder: 23101244

Baldwin- 4Q 2023

Technician(s): JC, TC, BG, JR

Well ID	Date	Time (adj)	DTW	Temp (deg C)	Temp (deg F)	pH (SU)	Sp Cond (µS/cm)	Sp Cond (µmhos/cm @25C)	ODO (mg/L)	Turbidity (NTU)	ORP (mV)
---------	------	------------	-----	--------------	--------------	---------	-----------------	-------------------------	------------	-----------------	----------

XPW01

Site Sampling Event: Baldwin- 4Q 2023

Groundwater Sampling Field Form- Groundwater Quality Parameters

BALDWIN POWER PLANT, BOTTOM ASH POND

BAL-257-601

LIMS Workorder: 23101244

Baldwin- 4Q 2023

Technician(s): JC, TC, BG, JR

Well ID	Date	Time (adj)	DTW	Temp (deg C)	Temp (deg F)	pH (SU)	Sp Cond (µS/cm)	Sp Cond (µmhos/cm @25C)	ODO (mg/L)	Turbidity (NTU)	ORP (mV)
---------	------	------------	-----	--------------	--------------	---------	-----------------	-------------------------	------------	-----------------	----------

XPW05

Site Sampling Event: Baldwin- 4Q 2023

Groundwater Sampling Field Form- Groundwater Quality Parameters

BALDWIN POWER PLANT, BOTTOM ASH POND

BAL-257-601

LIMS Workorder: 23101244

Baldwin- 4Q 2023

Technician(s): JC, TC, BG, JR

Well ID	Date	Time (adj)	DTW	Temp (deg C)	Temp (deg F)	pH (SU)	Sp Cond (µS/cm)	Sp Cond (µmhos/cm @25C)	ODO (mg/L)	Turbidity (NTU)	ORP (mV)
---------	------	------------	-----	--------------	--------------	---------	-----------------	-------------------------	------------	-----------------	----------

XPW06

Site Sampling Event: Baldwin- 4Q 2023

Groundwater Sampling Field Form- Groundwater Quality Parameters

BALDWIN POWER PLANT, BOTTOM ASH POND

BAL-257-601

LIMS Workorder: 23101244

Baldwin- 4Q 2023

Technician(s): JC, TC, BG, JR

Well ID	Date	Time (adj)	DTW	Temp (deg C)	Temp (deg F)	pH (SU)	Sp Cond (µS/cm)	Sp Cond (µmhos/cm @25C)	ODO (mg/L)	Turbidity (NTU)	ORP (mV)
---------	------	------------	-----	--------------	--------------	---------	-----------------	-------------------------	------------	-----------------	----------

Field Blank

Site Sampling Event: Baldwin- 4Q 2023

Groundwater Sampling Field Form- Groundwater Quality Parameters

BALDWIN POWER PLANT, BOTTOM ASH POND

BAL-257-601

LIMS Workorder: 23101244

Baldwin- 4Q 2023

Technician(s): JC, TC, BG, JR

Well ID	Date	Time (adj)	DTW	Temp (deg C)	Temp (deg F)	pH (SU)	Sp Cond ($\mu\text{S}/\text{cm}$)	Sp Cond ($\mu\text{mhos}/\text{cm}$ @25C)	ODO (mg/L)	Turbidity (NTU)	ORP (mV)
MW-304 Duplicate	11/1/2023	1025	10.3	15.1	59.18	7.82	2360	2360	1.29	2.05	-68
MW-304 Duplicate	11/1/2023	1028	10.3	15.2	59.36	7.81	2365.1	2365.1	0.99	1.99	-61.6
MW-304 Duplicate	11/1/2023	1031	10.3	15.2	59.36	7.81	2370.9	2370.9	0.88	1.66	-58.1
MW-304 Duplicate	11/1/2023	1034	10.3	15.3	59.54	7.81	2371.7	2371.7	0.8	1.66	-55.7

Site Sampling Event: Baldwin- 4Q 2023

LIMS Workorder: 23101244

Technician(s): JC, TC, BG, JR

Field Calibration Log(s)

Baldwin- 4Q 2023

Field Temp SOP 1156 - SM 2550 B
Field pH SOP 1152 - SW-846 9040B - SM 4500-H B
Field Cond. SOP 1155 - SW-846 9050A - SM 2510 B

Field Meter ID: Pine 029218
Technician: Tracy Carroll

pH Standards	LIMS ID	Calibration reading	Date/Time
4.0 Buffer	WC230720G	4.00	10/31/23 9:17
7.0 Buffer	WC230616F	7.00	10/31/23 9:26
10.0 Buffer	WC231027D	10.00	10/31/23 9:26
LCS (7.0 Buffer)	WC230504B		

Conductivity Standard	LIMS ID/Lot#	Reading	Date/Time
1412 µS Std.	87241	1412	10/31/23 9:32

Sample ID	Date/Time	Temp. °C	pH	Conductivity µS	Comments
LCS	10/31/23 9:39	5.6	7.06	1412	
ccv	10/31/23 15:22	9.6	7.06	1400	

Field Meter ID: Pine 029218
Technician: Tracy Carroll

pH Standards	LIMS ID	Calibration reading	Date/Time
4.0 Buffer	WC230720G	4.00	11/1/23 9:29
7.0 Buffer	WC230616F	7.02	11/1/23 9:31
10.0 Buffer	WC231027D	10.04	11/1/23 9:33
LCS (7.0 Buffer)	WC230504B		

Conductivity Standard	LIMS ID/Lot#	Reading	Date/Time
1412 µS Std.	87241	1412	11/1/23 9:27

Sample ID	Date/Time	Temp. °C	pH	Conductivity µS	Comments
LCS	11/1/23 9:35	4.7	7.08	1412	
ccv	11/1/23 15:51	12.7	7.07	1411	

Field Meter ID: Pine 029218
Technician: Tracy Carroll

pH Standards	LIMS ID	Calibration reading	Date/Time
4.0 Buffer	WC230720G	4.01	11/2/23 9:07
7.0 Buffer	WC230616F	6.97	11/2/23 9:09
10.0 Buffer	WC231027D	9.98	11/2/23 9:11
LCS (7.0 Buffer)	WC230504B		

Conductivity Standard	LIMS ID/Lot#	Reading	Date/Time
1412 µS Std.	87241	1412	11/2/23 9:05

Sample ID	Date/Time	Temp. °C	pH	Conductivity µS	Comments
LCS	11/2/23 9:18	7.9	7.05	1413	
ccv	11/2/23 16:00	15.3	7.07	1396	

Site Sampling Event: Baldwin- 4Q 2023
 LIMS Workorder: 23101244
 Technician(s): JC, TC, BG, JR

Field Calibration Log(s)
 Baldwin- 4Q 2023

Field Meter ID: Pine 029218
 Technician: Tracy Carroll

pH Standards	LIMS ID	Calibration reading	Date/Time
4.0 Buffer	WC230720G	4.00	11/3/23 9:13
7.0 Buffer	WC230616F	7.00	11/3/23 9:14
10.0 Buffer	WC231027D	10.00	11/3/23 9:16
LCS (7.0 Buffer)	WC230504B		

Conductivity Standard	LIMS ID/Lot#	Reading	Date/Time
1412 µS Std.	87241	1412	11/3/23 9:09

Sample ID	Date/Time	Temp. °C	pH	Conductivity µS	Comments
LCS	11/3/23 9:17	10.1	7.03	1410	
ccv	11/3/23 12:45	15	7.07	1457	

Field Meter ID: _____
 Technician: _____

pH Standards	LIMS ID	Calibration reading	Date/Time
4.0 Buffer			
7.0 Buffer			
10.0 Buffer			
LCS (7.0 Buffer)			

Conductivity Standard	LIMS ID/Lot#	Reading	Date/Time
1412 µS Std.			

Sample ID	Date/Time	Temp. °C	pH	Conductivity µS	Comments
LCS					
ccv					

Field Meter ID: _____
 Technician: _____

pH Standards	LIMS ID	Calibration reading	Date/Time
4.0 Buffer			
7.0 Buffer			
10.0 Buffer			
LCS (7.0 Buffer)			

Conductivity Standard	LIMS ID/Lot#	Reading	Date/Time
1412 µS Std.			

Sample ID	Date/Time	Temp. °C	pH	Conductivity µS	Comments
LCS					
ccv					

Field Meter ID: _____
 Technician: _____



Site Sampling Event: Baldwin- 4Q 2023
LIMS Workorder: 23101244
Technician(s): JC, TC, BG, JR

Field Calibration Log(s)
Baldwin- 4Q 2023

Field Temp SOP 1156 - SM 2550 B
Field pH SOP 1152 - SW-846 9040B - SM 4500-H B
Field Cond. SOP 1155 - SW-846 9050A - SM 2510 B

Field Meter ID: 51290
Technician: Justin Colp

pH Standards	LIMS ID	Calibration reading	Date/Time
4.0 Buffer	wc230720g	4.00	10/31/23 9:02
7.0 Buffer	wc230616f	7.02	10/31/23 9:06
10.0 Buffer	wc230504c	9.98	10/31/23 9:11
LCS (7.0 Buffer)			

Conductivity Standard	LIMS ID/Lot#	Reading	Date/Time
1412 µS Std.	87241	1423	10/31/23 9:19

Sample ID	Date/Time	Temp. °C	pH	Conductivity µS	Comments
LCS	10/31/23 9:23	18.8	7.02	1425	
ccv	10/31/23 14:43	19.4	7.05	1455	

Field Meter ID: 51290
Technician: Justin Colp

pH Standards	LIMS ID	Calibration reading	Date/Time
4.0 Buffer	wc230720g	4.01	11/3/23 8:55
7.0 Buffer	wc230616f	7.01	11/3/23 9:02
10.0 Buffer	wc230504c	9.98	11/3/23 9:08
LCS (7.0 Buffer)			

Conductivity Standard	LIMS ID/Lot#	Reading	Date/Time
1412 µS Std.	87241	1414	11/3/23 9:14

Sample ID	Date/Time	Temp. °C	pH	Conductivity µS	Comments
LCS	11/3/23 9:19	18.3	7.03	1428	
ccv	11/3/23 11:16	17.9	7.04	1441	

Field Meter ID: _____
Technician: _____

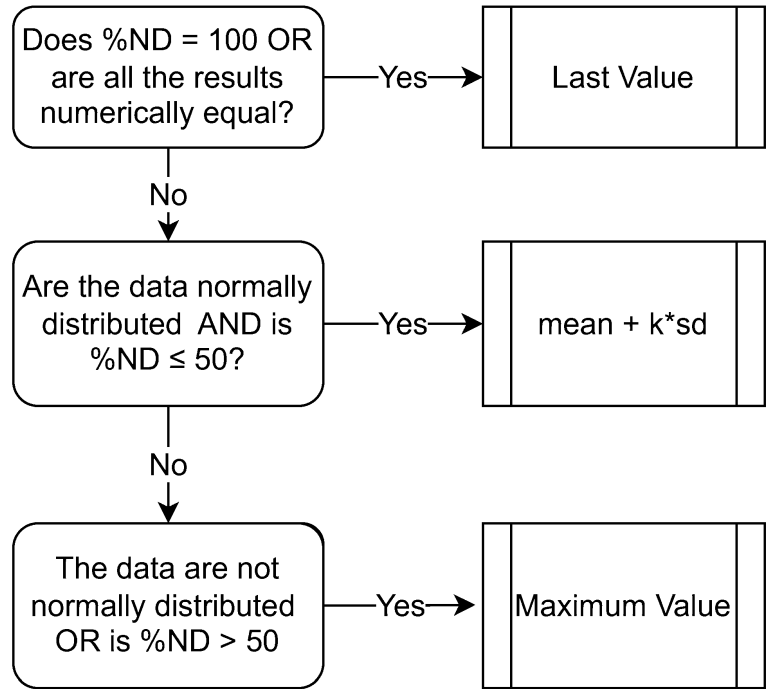
pH Standards	LIMS ID	Calibration reading	Date/Time
4.0 Buffer			
7.0 Buffer			
10.0 Buffer			
LCS (7.0 Buffer)			

Conductivity Standard	LIMS ID/Lot#	Reading	Date/Time
1412 µS Std.			

Sample ID	Date/Time	Temp. °C	pH	Conductivity µS	Comments
LCS					
ccv					

**APPENDIX B
STATISTICAL METHODOLOGY FOR DETERMINATION
OF BACKGROUND VALUES**

Notes
%ND = Percent non-detected samples
sd = standard deviation
k = kappa for tolerance limit (95% confidence/95% coverage)



APPENDIX C
BACKGROUND UPDATE SUPPORTING INFORMATION

APPENDIX C1
BACKGROUND UPDATE SUPPORTING INFORMATION
2023 40 C.F.R. § 257 ANNUAL GROUNDWATER MONITORING AND CORRECTIVE ACTION REPORT
BALDWIN POWER PLANT
BOTTOM ASH POND
BALDWIN, IL

Parameter	Statistic	Previous	New
Antimony, total	Sample Count	10	24
	Percent Non-Detect	100	71
	Date Range	06/27/2018 - 03/26/2020	10/26/2022 - 05/23/2023
	Data Normality	Non-Normal	Non-Normal
	Trend	No Trend	No Trend
Arsenic, total	Sample Count	10	24
	Percent Non-Detect	0	12
	Date Range	06/27/2018 - 03/26/2020	10/26/2022 - 05/23/2023
	Data Normality	Normal	Log Normal
	Trend	No Trend	No Trend
Barium, total	Sample Count	10	24
	Percent Non-Detect	0	0
	Date Range	06/27/2018 - 03/26/2020	10/26/2022 - 05/23/2023
	Data Normality	Normal	Non-Normal
	Trend	No Trend	No Trend
Beryllium, total	Sample Count	8	24
	Percent Non-Detect	100	100
	Date Range	06/27/2018 - 03/26/2020	10/26/2022 - 05/23/2023
	Data Normality	Non-Normal	Non-Normal
	Trend	No Trend	Downward
Cadmium, total	Sample Count	8	24
	Percent Non-Detect	100	100
	Date Range	06/27/2018 - 03/26/2020	10/26/2022 - 05/23/2023
	Data Normality	Non-Normal	Non-Normal
	Trend	No Trend	Upward
Chromium, total	Sample Count	10	24
	Percent Non-Detect	100	88
	Date Range	06/27/2018 - 03/26/2020	10/26/2022 - 05/23/2023
	Data Normality	Non-Normal	Non-Normal
	Trend	No Trend	No Trend
Cobalt, total	Sample Count	8	24
	Percent Non-Detect	100	92
	Date Range	06/27/2018 - 03/26/2020	10/26/2022 - 05/23/2023
	Data Normality	Non-Normal	Non-Normal
	Trend	No Trend	No Trend
Fluoride, total	Sample Count	12	24
	Percent Non-Detect	0	0
	Date Range	11/28/2017 - 03/26/2020	10/26/2022 - 05/23/2023
	Data Normality	Non-Normal	Normal
	Trend	No Trend	No Trend
Lead, total	Sample Count	8	24
	Percent Non-Detect	100	96
	Date Range	06/27/2018 - 03/26/2020	10/26/2022 - 05/23/2023
	Data Normality	Non-Normal	Non-Normal
	Trend	No Trend	No Trend
Lithium, total	Sample Count	10	24

APPENDIX C1
BACKGROUND UPDATE SUPPORTING INFORMATION
 2023 40 C.F.R. § 257 ANNUAL GROUNDWATER MONITORING AND CORRECTIVE ACTION REPORT
 BALDWIN POWER PLANT
 BOTTOM ASH POND
 BALDWIN, IL

Parameter	Statistic	Previous	New
	Percent Non-Detect	0	0
	Date Range	06/27/2018 - 03/26/2020	10/26/2022 - 05/23/2023
	Data Normality	Non-Normal	Normal
	Trend	No Trend	No Trend
Mercury, total	Sample Count	8	24
	Percent Non-Detect	100	100
	Date Range	06/27/2018 - 03/26/2020	10/26/2022 - 05/23/2023
	Data Normality	Non-Normal	Non-Normal
	Trend	No Trend	No Trend
Molybdenum, total	Sample Count	10	24
	Percent Non-Detect	0	33
	Date Range	06/27/2018 - 03/26/2020	10/26/2022 - 05/23/2023
	Data Normality	Non-Normal	Non-Normal
	Trend	No Trend	No Trend
Radium 226 + Radium 228, total	Sample Count	10	24
	Percent Non-Detect	0	0
	Date Range	06/27/2018 - 03/26/2020	10/26/2022 - 05/23/2023
	Data Normality	Normal	Log Normal
	Trend	No Trend	No Trend
Selenium, total	Sample Count	10	24
	Percent Non-Detect	100	96
	Date Range	06/27/2018 - 03/26/2020	10/26/2022 - 05/23/2023
	Data Normality	Non-Normal	Non-Normal
	Trend	No Trend	No Trend
Thallium, total	Sample Count	8	24
	Percent Non-Detect	100	100
	Date Range	06/27/2018 - 03/26/2020	10/26/2022 - 05/23/2023
	Data Normality	Non-Normal	Non-Normal
	Trend	No Trend	No Trend

Notes:
 One background well (MW-358, installed in 2022) was added to the monitoring system in 2023.
Conclusion: New data were used to calculate updated background values.

APPENDIX C2**ANALYTICAL RESULTS USED IN BACKGROUND CALCULATIONS**

2023 40 C.F.R. § 257 ANNUAL GROUNDWATER MONITORING AND CORRECTIVE ACTION REPORT

BALDWIN POWER PLANT

BOTTOM ASH POND

BALDWIN, IL

Well ID	Date	Parameter	Unit	Result
MW-304	10/26/2022	Antimony, total	mg/L	0.0004 U
MW-304	11/17/2022	Antimony, total	mg/L	0.0004 U
MW-304	12/14/2022	Antimony, total	mg/L	0.0004 U
MW-304	01/11/2023	Antimony, total	mg/L	0.0004 U
MW-304	02/20/2023	Antimony, total	mg/L	0.0004 U
MW-304	03/15/2023	Antimony, total	mg/L	0.0004 U
MW-304	04/04/2023	Antimony, total	mg/L	0.0004 U
MW-304	05/22/2023	Antimony, total	mg/L	0.0006 J
MW-304	10/26/2022	Arsenic, total	mg/L	0.00270
MW-304	11/17/2022	Arsenic, total	mg/L	0.00330
MW-304	12/14/2022	Arsenic, total	mg/L	0.00300
MW-304	01/11/2023	Arsenic, total	mg/L	0.00270
MW-304	02/20/2023	Arsenic, total	mg/L	0.00300
MW-304	03/15/2023	Arsenic, total	mg/L	0.00340
MW-304	04/04/2023	Arsenic, total	mg/L	0.00510
MW-304	05/22/2023	Arsenic, total	mg/L	0.0087 U
MW-304	10/26/2022	Barium, total	mg/L	0.0186
MW-304	11/17/2022	Barium, total	mg/L	0.0209
MW-304	12/14/2022	Barium, total	mg/L	0.0191
MW-304	01/11/2023	Barium, total	mg/L	0.0173
MW-304	02/20/2023	Barium, total	mg/L	0.0216
MW-304	03/15/2023	Barium, total	mg/L	0.0206
MW-304	04/04/2023	Barium, total	mg/L	0.0324
MW-304	05/22/2023	Barium, total	mg/L	0.0199
MW-304	10/26/2022	Beryllium, total	mg/L	0.0002 U
MW-304	11/17/2022	Beryllium, total	mg/L	0.0002 U
MW-304	12/14/2022	Beryllium, total	mg/L	0.0002 U
MW-304	01/11/2023	Beryllium, total	mg/L	0.0002 U
MW-304	02/20/2023	Beryllium, total	mg/L	0.0002 U
MW-304	03/15/2023	Beryllium, total	mg/L	0.0002 U
MW-304	04/04/2023	Beryllium, total	mg/L	0.0002 U
MW-304	05/22/2023	Beryllium, total	mg/L	0.0002 U
MW-304	10/26/2022	Cadmium, total	mg/L	0.0002 U
MW-304	11/17/2022	Cadmium, total	mg/L	0.0002 U
MW-304	12/14/2022	Cadmium, total	mg/L	0.0002 U
MW-304	01/11/2023	Cadmium, total	mg/L	0.0002 U
MW-304	02/20/2023	Cadmium, total	mg/L	0.0002 U
MW-304	03/15/2023	Cadmium, total	mg/L	0.0002 U
MW-304	04/04/2023	Cadmium, total	mg/L	0.0002 U
MW-304	05/22/2023	Cadmium, total	mg/L	0.0005 U
MW-304	10/26/2022	Chromium, total	mg/L	0.0007 U
MW-304	11/17/2022	Chromium, total	mg/L	0.0007 U
MW-304	12/14/2022	Chromium, total	mg/L	0.0007 U
MW-304	01/11/2023	Chromium, total	mg/L	0.0007 U
MW-304	02/20/2023	Chromium, total	mg/L	0.0007 U
MW-304	03/15/2023	Chromium, total	mg/L	0.0007 U

APPENDIX C2**ANALYTICAL RESULTS USED IN BACKGROUND CALCULATIONS**

2023 40 C.F.R. § 257 ANNUAL GROUNDWATER MONITORING AND CORRECTIVE ACTION REPORT

BALDWIN POWER PLANT

BOTTOM ASH POND

BALDWIN, IL

Well ID	Date	Parameter	Unit	Result
MW-304	04/04/2023	Chromium, total	mg/L	0.0007 U
MW-304	05/22/2023	Chromium, total	mg/L	0.0028 U
MW-304	10/26/2022	Cobalt, total	mg/L	0.0001 U
MW-304	11/17/2022	Cobalt, total	mg/L	0.0001 U
MW-304	12/14/2022	Cobalt, total	mg/L	0.0001 U
MW-304	01/11/2023	Cobalt, total	mg/L	0.0001 U
MW-304	02/20/2023	Cobalt, total	mg/L	0.0001 U
MW-304	03/15/2023	Cobalt, total	mg/L	0.0001 U
MW-304	04/04/2023	Cobalt, total	mg/L	0.0001 U
MW-304	05/22/2023	Cobalt, total	mg/L	0.0001 U
MW-304	10/26/2022	Fluoride, total	mg/L	1.72
MW-304	11/17/2022	Fluoride, total	mg/L	1.70
MW-304	12/14/2022	Fluoride, total	mg/L	1.82
MW-304	01/11/2023	Fluoride, total	mg/L	1.68
MW-304	02/20/2023	Fluoride, total	mg/L	1.67
MW-304	03/15/2023	Fluoride, total	mg/L	1.67
MW-304	04/04/2023	Fluoride, total	mg/L	1.81
MW-304	05/22/2023	Fluoride, total	mg/L	1.72
MW-304	10/26/2022	Lead, total	mg/L	0.0006 U
MW-304	11/17/2022	Lead, total	mg/L	0.0006 U
MW-304	12/14/2022	Lead, total	mg/L	0.0006 U
MW-304	01/11/2023	Lead, total	mg/L	0.0006 U
MW-304	02/20/2023	Lead, total	mg/L	0.0006 U
MW-304	03/15/2023	Lead, total	mg/L	0.0006 U
MW-304	04/04/2023	Lead, total	mg/L	0.0006 U
MW-304	05/22/2023	Lead, total	mg/L	0.004 U
MW-304	10/26/2022	Lithium, total	mg/L	0.0869
MW-304	11/17/2022	Lithium, total	mg/L	0.0635
MW-304	12/14/2022	Lithium, total	mg/L	0.0756
MW-304	01/11/2023	Lithium, total	mg/L	0.0819
MW-304	02/20/2023	Lithium, total	mg/L	0.0818
MW-304	03/15/2023	Lithium, total	mg/L	0.0940
MW-304	04/04/2023	Lithium, total	mg/L	0.0808
MW-304	05/22/2023	Lithium, total	mg/L	0.0603
MW-304	10/26/2022	Mercury, total	mg/L	0.00006 U
MW-304	11/17/2022	Mercury, total	mg/L	0.00007 U
MW-304	12/14/2022	Mercury, total	mg/L	0.00008 U
MW-304	01/11/2023	Mercury, total	mg/L	0.00006 U
MW-304	02/20/2023	Mercury, total	mg/L	0.00006 U
MW-304	03/15/2023	Mercury, total	mg/L	0.00006 U
MW-304	04/04/2023	Mercury, total	mg/L	0.00006 U
MW-304	05/22/2023	Mercury, total	mg/L	0.0001 J
MW-304	10/26/2022	Molybdenum, total	mg/L	0.0013 J
MW-304	11/17/2022	Molybdenum, total	mg/L	0.0011 J
MW-304	12/14/2022	Molybdenum, total	mg/L	0.0009 J
MW-304	01/11/2023	Molybdenum, total	mg/L	0.0007 J

APPENDIX C2**ANALYTICAL RESULTS USED IN BACKGROUND CALCULATIONS**

2023 40 C.F.R. § 257 ANNUAL GROUNDWATER MONITORING AND CORRECTIVE ACTION REPORT

BALDWIN POWER PLANT

BOTTOM ASH POND

BALDWIN, IL

Well ID	Date	Parameter	Unit	Result
MW-304	02/20/2023	Molybdenum, total	mg/L	0.001 J
MW-304	03/15/2023	Molybdenum, total	mg/L	0.0008 J
MW-304	04/04/2023	Molybdenum, total	mg/L	0.001 J
MW-304	05/22/2023	Molybdenum, total	mg/L	0.0037 U
MW-304	10/26/2022	Radium 226 + Radium 228, total	pCi/L	0.693
MW-304	11/17/2022	Radium 226 + Radium 228, total	pCi/L	0.217
MW-304	12/14/2022	Radium 226 + Radium 228, total	pCi/L	0.632
MW-304	01/11/2023	Radium 226 + Radium 228, total	pCi/L	0.213
MW-304	02/20/2023	Radium 226 + Radium 228, total	pCi/L	0.294
MW-304	03/15/2023	Radium 226 + Radium 228, total	pCi/L	0.265
MW-304	04/04/2023	Radium 226 + Radium 228, total	pCi/L	0.932
MW-304	05/22/2023	Radium 226 + Radium 228, total	pCi/L	0.381
MW-304	10/26/2022	Selenium, total	mg/L	0.0006 U
MW-304	11/17/2022	Selenium, total	mg/L	0.0006 U
MW-304	12/14/2022	Selenium, total	mg/L	0.0006 U
MW-304	01/11/2023	Selenium, total	mg/L	0.0006 U
MW-304	02/20/2023	Selenium, total	mg/L	0.0006 U
MW-304	03/15/2023	Selenium, total	mg/L	0.0006 U
MW-304	04/04/2023	Selenium, total	mg/L	0.0006 U
MW-304	05/22/2023	Selenium, total	mg/L	0.0006 U
MW-304	10/26/2022	Thallium, total	mg/L	0.001 U
MW-304	11/17/2022	Thallium, total	mg/L	0.001 U
MW-304	12/14/2022	Thallium, total	mg/L	0.001 U
MW-304	01/11/2023	Thallium, total	mg/L	0.001 U
MW-304	02/20/2023	Thallium, total	mg/L	0.001 U
MW-304	03/15/2023	Thallium, total	mg/L	0.001 U
MW-304	04/04/2023	Thallium, total	mg/L	0.001 U
MW-304	05/22/2023	Thallium, total	mg/L	0.001 U
MW-306	10/26/2022	Antimony, total	mg/L	0.0004 U
MW-306	11/16/2022	Antimony, total	mg/L	0.0004 U
MW-306	12/14/2022	Antimony, total	mg/L	0.00110
MW-306	01/13/2023	Antimony, total	mg/L	0.0006 J
MW-306	02/21/2023	Antimony, total	mg/L	0.00160
MW-306	03/15/2023	Antimony, total	mg/L	0.0008 J
MW-306	04/04/2023	Antimony, total	mg/L	0.00230
MW-306	05/23/2023	Antimony, total	mg/L	0.00140
MW-306	10/26/2022	Arsenic, total	mg/L	0.00230
MW-306	11/16/2022	Arsenic, total	mg/L	0.0103
MW-306	12/14/2022	Arsenic, total	mg/L	0.00530
MW-306	01/13/2023	Arsenic, total	mg/L	0.00640
MW-306	02/21/2023	Arsenic, total	mg/L	0.00470
MW-306	03/15/2023	Arsenic, total	mg/L	0.00670
MW-306	04/04/2023	Arsenic, total	mg/L	0.00460
MW-306	05/23/2023	Arsenic, total	mg/L	0.0087 U
MW-306	10/26/2022	Barium, total	mg/L	0.0108
MW-306	11/16/2022	Barium, total	mg/L	0.00510

APPENDIX C2**ANALYTICAL RESULTS USED IN BACKGROUND CALCULATIONS**

2023 40 C.F.R. § 257 ANNUAL GROUNDWATER MONITORING AND CORRECTIVE ACTION REPORT

BALDWIN POWER PLANT

BOTTOM ASH POND

BALDWIN, IL

Well ID	Date	Parameter	Unit	Result
MW-306	12/14/2022	Barium, total	mg/L	0.00830
MW-306	01/13/2023	Barium, total	mg/L	0.00580
MW-306	02/21/2023	Barium, total	mg/L	0.0115
MW-306	03/15/2023	Barium, total	mg/L	0.00710
MW-306	04/04/2023	Barium, total	mg/L	0.0194
MW-306	05/23/2023	Barium, total	mg/L	0.0139
MW-306	10/26/2022	Beryllium, total	mg/L	0.0002 U
MW-306	11/16/2022	Beryllium, total	mg/L	0.0002 U
MW-306	12/14/2022	Beryllium, total	mg/L	0.0002 U
MW-306	01/13/2023	Beryllium, total	mg/L	0.0002 U
MW-306	02/21/2023	Beryllium, total	mg/L	0.0002 U
MW-306	03/15/2023	Beryllium, total	mg/L	0.0002 U
MW-306	04/04/2023	Beryllium, total	mg/L	0.0002 U
MW-306	05/23/2023	Beryllium, total	mg/L	0.0002 U
MW-306	10/26/2022	Cadmium, total	mg/L	0.0002 U
MW-306	11/16/2022	Cadmium, total	mg/L	0.0002 U
MW-306	12/14/2022	Cadmium, total	mg/L	0.0002 U
MW-306	01/13/2023	Cadmium, total	mg/L	0.0002 U
MW-306	02/21/2023	Cadmium, total	mg/L	0.0002 U
MW-306	03/15/2023	Cadmium, total	mg/L	0.0002 U
MW-306	04/04/2023	Cadmium, total	mg/L	0.0002 U
MW-306	05/23/2023	Cadmium, total	mg/L	0.0005 U
MW-306	10/26/2022	Chromium, total	mg/L	0.0007 U
MW-306	11/16/2022	Chromium, total	mg/L	0.0007 U
MW-306	12/14/2022	Chromium, total	mg/L	0.0007 U
MW-306	01/13/2023	Chromium, total	mg/L	0.0007 U
MW-306	02/21/2023	Chromium, total	mg/L	0.0007 U
MW-306	03/15/2023	Chromium, total	mg/L	0.0007 U
MW-306	04/04/2023	Chromium, total	mg/L	0.0007 U
MW-306	05/23/2023	Chromium, total	mg/L	0.0028 U
MW-306	10/26/2022	Cobalt, total	mg/L	0.0008 U
MW-306	11/16/2022	Cobalt, total	mg/L	0.0002 J
MW-306	12/14/2022	Cobalt, total	mg/L	0.0001 J
MW-306	01/13/2023	Cobalt, total	mg/L	0.0001 U
MW-306	02/21/2023	Cobalt, total	mg/L	0.0001 U
MW-306	03/15/2023	Cobalt, total	mg/L	0.0001 U
MW-306	04/04/2023	Cobalt, total	mg/L	0.0001 U
MW-306	05/23/2023	Cobalt, total	mg/L	0.0004 J
MW-306	10/26/2022	Fluoride, total	mg/L	0.590
MW-306	11/16/2022	Fluoride, total	mg/L	0.640
MW-306	12/14/2022	Fluoride, total	mg/L	0.600
MW-306	01/13/2023	Fluoride, total	mg/L	0.610
MW-306	02/21/2023	Fluoride, total	mg/L	0.620
MW-306	03/15/2023	Fluoride, total	mg/L	0.550
MW-306	04/04/2023	Fluoride, total	mg/L	0.570
MW-306	05/23/2023	Fluoride, total	mg/L	0.540

APPENDIX C2**ANALYTICAL RESULTS USED IN BACKGROUND CALCULATIONS**

2023 40 C.F.R. § 257 ANNUAL GROUNDWATER MONITORING AND CORRECTIVE ACTION REPORT

BALDWIN POWER PLANT

BOTTOM ASH POND

BALDWIN, IL

Well ID	Date	Parameter	Unit	Result
MW-306	10/26/2022	Lead, total	mg/L	0.0006 U
MW-306	11/16/2022	Lead, total	mg/L	0.0006 U
MW-306	12/14/2022	Lead, total	mg/L	0.0006 U
MW-306	01/13/2023	Lead, total	mg/L	0.0006 U
MW-306	02/21/2023	Lead, total	mg/L	0.0006 U
MW-306	03/15/2023	Lead, total	mg/L	0.0006 U
MW-306	04/04/2023	Lead, total	mg/L	0.0006 U
MW-306	05/23/2023	Lead, total	mg/L	0.004 U
MW-306	10/26/2022	Lithium, total	mg/L	0.0105
MW-306	11/16/2022	Lithium, total	mg/L	0.0169
MW-306	12/14/2022	Lithium, total	mg/L	0.0187
MW-306	01/13/2023	Lithium, total	mg/L	0.0209
MW-306	02/21/2023	Lithium, total	mg/L	0.0159
MW-306	03/15/2023	Lithium, total	mg/L	0.0220
MW-306	04/04/2023	Lithium, total	mg/L	0.0133
MW-306	05/23/2023	Lithium, total	mg/L	0.0118
MW-306	10/26/2022	Mercury, total	mg/L	0.00006 U
MW-306	11/16/2022	Mercury, total	mg/L	0.00006 J
MW-306	12/14/2022	Mercury, total	mg/L	0.00008 U
MW-306	01/13/2023	Mercury, total	mg/L	0.00006 U
MW-306	02/21/2023	Mercury, total	mg/L	0.00016 J
MW-306	03/15/2023	Mercury, total	mg/L	0.00006 U
MW-306	04/04/2023	Mercury, total	mg/L	0.00006 U
MW-306	05/23/2023	Mercury, total	mg/L	0.00006 U
MW-306	10/26/2022	Molybdenum, total	mg/L	0.0209
MW-306	11/16/2022	Molybdenum, total	mg/L	0.0162
MW-306	12/14/2022	Molybdenum, total	mg/L	0.0215
MW-306	01/13/2023	Molybdenum, total	mg/L	0.0159
MW-306	02/21/2023	Molybdenum, total	mg/L	0.0265
MW-306	03/15/2023	Molybdenum, total	mg/L	0.0191
MW-306	04/04/2023	Molybdenum, total	mg/L	0.0342
MW-306	05/23/2023	Molybdenum, total	mg/L	0.0233
MW-306	10/26/2022	Radium 226 + Radium 228, total	pCi/L	0.262
MW-306	11/16/2022	Radium 226 + Radium 228, total	pCi/L	0.103
MW-306	12/14/2022	Radium 226 + Radium 228, total	pCi/L	0.747
MW-306	01/13/2023	Radium 226 + Radium 228, total	pCi/L	0.532
MW-306	02/21/2023	Radium 226 + Radium 228, total	pCi/L	0.284
MW-306	03/15/2023	Radium 226 + Radium 228, total	pCi/L	0.999
MW-306	04/04/2023	Radium 226 + Radium 228, total	pCi/L	0.975
MW-306	05/23/2023	Radium 226 + Radium 228, total	pCi/L	0.133
MW-306	10/26/2022	Selenium, total	mg/L	0.0006 U
MW-306	11/16/2022	Selenium, total	mg/L	0.0006 U
MW-306	12/14/2022	Selenium, total	mg/L	0.0006 J
MW-306	01/13/2023	Selenium, total	mg/L	0.0006 U
MW-306	02/21/2023	Selenium, total	mg/L	0.0007 J
MW-306	03/15/2023	Selenium, total	mg/L	0.0006 J

APPENDIX C2**ANALYTICAL RESULTS USED IN BACKGROUND CALCULATIONS**

2023 40 C.F.R. § 257 ANNUAL GROUNDWATER MONITORING AND CORRECTIVE ACTION REPORT

BALDWIN POWER PLANT

BOTTOM ASH POND

BALDWIN, IL

Well ID	Date	Parameter	Unit	Result
MW-306	04/04/2023	Selenium, total	mg/L	0.0009 J
MW-306	05/23/2023	Selenium, total	mg/L	0.0007 J
MW-306	10/26/2022	Thallium, total	mg/L	0.001 U
MW-306	11/16/2022	Thallium, total	mg/L	0.001 U
MW-306	12/14/2022	Thallium, total	mg/L	0.001 U
MW-306	01/13/2023	Thallium, total	mg/L	0.001 U
MW-306	02/21/2023	Thallium, total	mg/L	0.001 U
MW-306	03/15/2023	Thallium, total	mg/L	0.001 U
MW-306	04/04/2023	Thallium, total	mg/L	0.001 U
MW-306	05/23/2023	Thallium, total	mg/L	0.001 U
MW-358	10/27/2022	Antimony, total	mg/L	0.00220
MW-358	11/17/2022	Antimony, total	mg/L	0.00230
MW-358	12/13/2022	Antimony, total	mg/L	0.00150
MW-358	01/11/2023	Antimony, total	mg/L	0.0004 U
MW-358	02/20/2023	Antimony, total	mg/L	0.0008 J
MW-358	03/13/2023	Antimony, total	mg/L	0.0004 U
MW-358	04/04/2023	Antimony, total	mg/L	0.0004 U
MW-358	05/19/2023	Antimony, total	mg/L	0.0004 U
MW-358	10/27/2022	Arsenic, total	mg/L	0.00300
MW-358	11/17/2022	Arsenic, total	mg/L	0.00210
MW-358	12/13/2022	Arsenic, total	mg/L	0.00340
MW-358	01/11/2023	Arsenic, total	mg/L	0.00140
MW-358	02/20/2023	Arsenic, total	mg/L	0.00220
MW-358	03/13/2023	Arsenic, total	mg/L	0.00210
MW-358	04/04/2023	Arsenic, total	mg/L	0.00380
MW-358	05/19/2023	Arsenic, total	mg/L	0.0087 U
MW-358	10/27/2022	Barium, total	mg/L	0.0933
MW-358	11/17/2022	Barium, total	mg/L	0.172
MW-358	12/13/2022	Barium, total	mg/L	0.168
MW-358	01/11/2023	Barium, total	mg/L	0.165
MW-358	02/20/2023	Barium, total	mg/L	0.201
MW-358	03/13/2023	Barium, total	mg/L	0.166
MW-358	04/04/2023	Barium, total	mg/L	0.261
MW-358	05/19/2023	Barium, total	mg/L	0.192
MW-358	10/27/2022	Beryllium, total	mg/L	0.0003 J
MW-358	11/17/2022	Beryllium, total	mg/L	0.0002 U
MW-358	12/13/2022	Beryllium, total	mg/L	0.0002 U
MW-358	01/11/2023	Beryllium, total	mg/L	0.0002 U
MW-358	02/20/2023	Beryllium, total	mg/L	0.0002 U
MW-358	03/13/2023	Beryllium, total	mg/L	0.0002 U
MW-358	04/04/2023	Beryllium, total	mg/L	0.0002 U
MW-358	05/19/2023	Beryllium, total	mg/L	0.0002 U
MW-358	10/27/2022	Cadmium, total	mg/L	0.0002 U
MW-358	11/17/2022	Cadmium, total	mg/L	0.0002 U
MW-358	12/13/2022	Cadmium, total	mg/L	0.0002 U
MW-358	01/11/2023	Cadmium, total	mg/L	0.0002 U

APPENDIX C2**ANALYTICAL RESULTS USED IN BACKGROUND CALCULATIONS**

2023 40 C.F.R. § 257 ANNUAL GROUNDWATER MONITORING AND CORRECTIVE ACTION REPORT

BALDWIN POWER PLANT

BOTTOM ASH POND

BALDWIN, IL

Well ID	Date	Parameter	Unit	Result
MW-358	02/20/2023	Cadmium, total	mg/L	0.0002 U
MW-358	03/13/2023	Cadmium, total	mg/L	0.0002 U
MW-358	04/04/2023	Cadmium, total	mg/L	0.0002 U
MW-358	05/19/2023	Cadmium, total	mg/L	0.0005 U
MW-358	10/27/2022	Chromium, total	mg/L	0.0125
MW-358	11/17/2022	Chromium, total	mg/L	0.00540
MW-358	12/13/2022	Chromium, total	mg/L	0.00440
MW-358	01/11/2023	Chromium, total	mg/L	0.0007 U
MW-358	02/20/2023	Chromium, total	mg/L	0.0007 U
MW-358	03/13/2023	Chromium, total	mg/L	0.0007 U
MW-358	04/04/2023	Chromium, total	mg/L	0.0007 U
MW-358	05/19/2023	Chromium, total	mg/L	0.0028 U
MW-358	10/27/2022	Cobalt, total	mg/L	0.00220
MW-358	11/17/2022	Cobalt, total	mg/L	0.00140
MW-358	12/13/2022	Cobalt, total	mg/L	0.0008 J
MW-358	01/11/2023	Cobalt, total	mg/L	0.0001 J
MW-358	02/20/2023	Cobalt, total	mg/L	0.0001 U
MW-358	03/13/2023	Cobalt, total	mg/L	0.0001 U
MW-358	04/04/2023	Cobalt, total	mg/L	0.0002 J
MW-358	05/19/2023	Cobalt, total	mg/L	0.0003 J
MW-358	10/27/2022	Fluoride, total	mg/L	2.43
MW-358	11/17/2022	Fluoride, total	mg/L	2.36
MW-358	12/13/2022	Fluoride, total	mg/L	2.10
MW-358	01/11/2023	Fluoride, total	mg/L	2.73
MW-358	02/20/2023	Fluoride, total	mg/L	2.87
MW-358	03/13/2023	Fluoride, total	mg/L	3.07
MW-358	04/04/2023	Fluoride, total	mg/L	3.13
MW-358	05/19/2023	Fluoride, total	mg/L	3.31
MW-358	10/27/2022	Lead, total	mg/L	0.00220
MW-358	11/17/2022	Lead, total	mg/L	0.0006 U
MW-358	12/13/2022	Lead, total	mg/L	0.0008 J
MW-358	01/11/2023	Lead, total	mg/L	0.0006 U
MW-358	02/20/2023	Lead, total	mg/L	0.0006 U
MW-358	03/13/2023	Lead, total	mg/L	0.0006 U
MW-358	04/04/2023	Lead, total	mg/L	0.0006 U
MW-358	05/19/2023	Lead, total	mg/L	0.004 U
MW-358	10/27/2022	Lithium, total	mg/L	0.0621
MW-358	11/17/2022	Lithium, total	mg/L	0.0592
MW-358	12/13/2022	Lithium, total	mg/L	0.0696
MW-358	01/11/2023	Lithium, total	mg/L	0.0957
MW-358	02/20/2023	Lithium, total	mg/L	0.102
MW-358	03/13/2023	Lithium, total	mg/L	0.115
MW-358	04/04/2023	Lithium, total	mg/L	0.105
MW-358	05/19/2023	Lithium, total	mg/L	0.0778 J+
MW-358	10/27/2022	Mercury, total	mg/L	0.00013 J
MW-358	11/17/2022	Mercury, total	mg/L	0.00007 U

APPENDIX C2

ANALYTICAL RESULTS USED IN BACKGROUND CALCULATIONS

2023 40 C.F.R. § 257 ANNUAL GROUNDWATER MONITORING AND CORRECTIVE ACTION REPORT
BALDWIN POWER PLANT
BOTTOM ASH POND
BALDWIN, IL

Well ID	Date	Parameter	Unit	Result
MW-358	12/13/2022	Mercury, total	mg/L	0.00008 U
MW-358	01/11/2023	Mercury, total	mg/L	0.00006 U
MW-358	02/20/2023	Mercury, total	mg/L	0.00006 U
MW-358	03/13/2023	Mercury, total	mg/L	0.00006 J
MW-358	04/04/2023	Mercury, total	mg/L	0.00006 U
MW-358	05/19/2023	Mercury, total	mg/L	0.00009 U
MW-358	10/27/2022	Molybdenum, total	mg/L	0.0782
MW-358	11/17/2022	Molybdenum, total	mg/L	0.0475
MW-358	12/13/2022	Molybdenum, total	mg/L	0.0388
MW-358	01/11/2023	Molybdenum, total	mg/L	0.0165
MW-358	02/20/2023	Molybdenum, total	mg/L	0.0199
MW-358	03/13/2023	Molybdenum, total	mg/L	0.0137
MW-358	04/04/2023	Molybdenum, total	mg/L	0.0217
MW-358	05/19/2023	Molybdenum, total	mg/L	0.0139
MW-358	10/27/2022	Radium 226 + Radium 228, total	pCi/L	3.57
MW-358	11/17/2022	Radium 226 + Radium 228, total	pCi/L	1.28
MW-358	12/13/2022	Radium 226 + Radium 228, total	pCi/L	1.86
MW-358	01/11/2023	Radium 226 + Radium 228, total	pCi/L	0.793
MW-358	02/20/2023	Radium 226 + Radium 228, total	pCi/L	0.731
MW-358	03/13/2023	Radium 226 + Radium 228, total	pCi/L	0.624
MW-358	04/04/2023	Radium 226 + Radium 228, total	pCi/L	0.873
MW-358	05/19/2023	Radium 226 + Radium 228, total	pCi/L	0.816
MW-358	10/27/2022	Selenium, total	mg/L	0.00320
MW-358	11/17/2022	Selenium, total	mg/L	0.0006 U
MW-358	12/13/2022	Selenium, total	mg/L	0.0006 U
MW-358	01/11/2023	Selenium, total	mg/L	0.0006 U
MW-358	02/20/2023	Selenium, total	mg/L	0.0006 U
MW-358	03/13/2023	Selenium, total	mg/L	0.0006 U
MW-358	04/04/2023	Selenium, total	mg/L	0.0006 U
MW-358	05/19/2023	Selenium, total	mg/L	0.0006 U
MW-358	10/27/2022	Thallium, total	mg/L	0.001 U
MW-358	11/17/2022	Thallium, total	mg/L	0.001 U
MW-358	12/13/2022	Thallium, total	mg/L	0.001 U
MW-358	01/11/2023	Thallium, total	mg/L	0.001 U
MW-358	02/20/2023	Thallium, total	mg/L	0.001 U
MW-358	03/13/2023	Thallium, total	mg/L	0.001 U
MW-358	04/04/2023	Thallium, total	mg/L	0.001 U
MW-358	05/19/2023	Thallium, total	mg/L	0.001 U

Notes:

mg/L = milligrams per liter

pCi/L = picoCuries per liter

J = The result is an estimated quantity. The associated numerical value is the approximate concentration of the analyte in the sample.

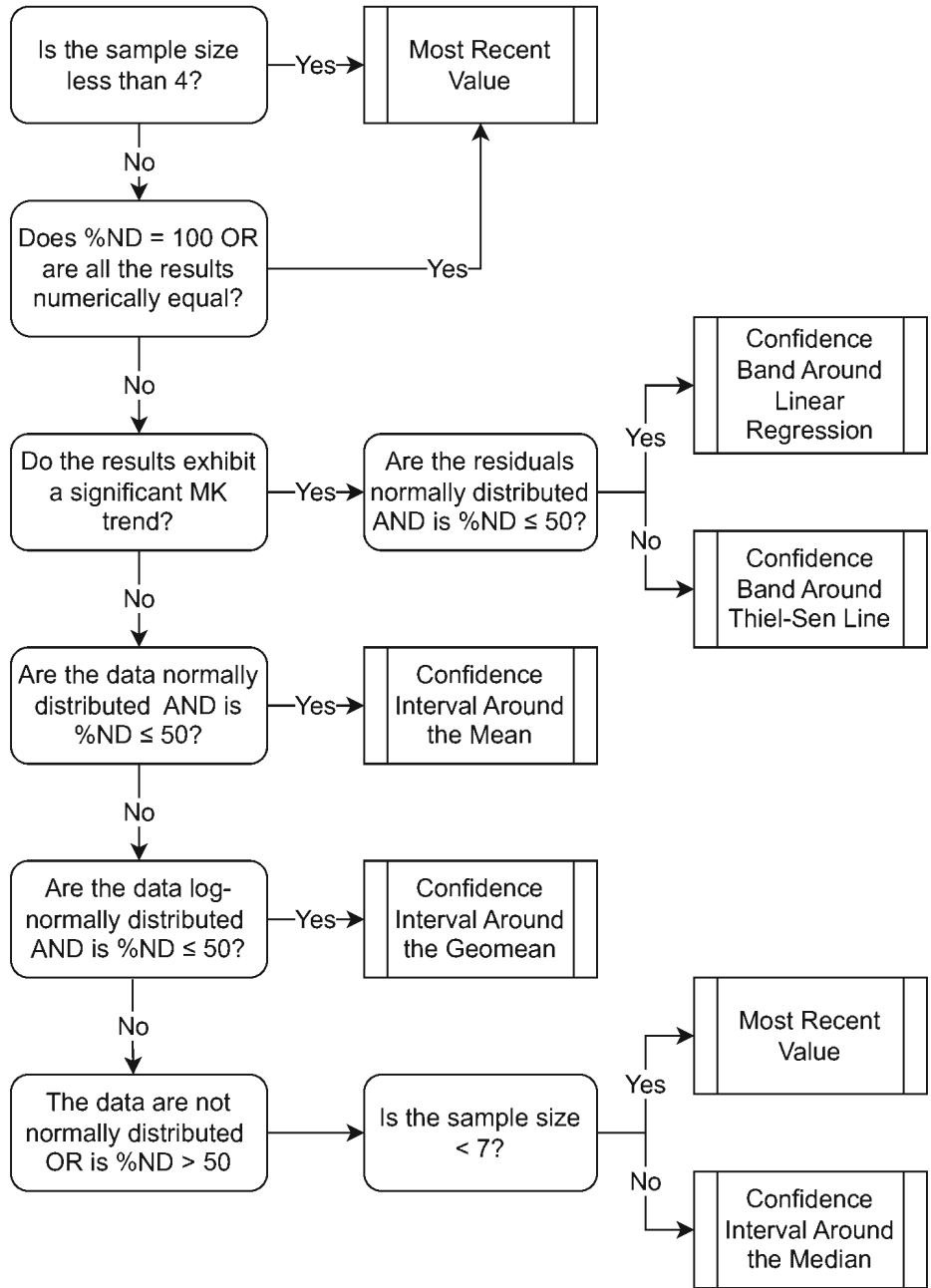
J+ = The result is an estimated quantity, but the result may be biased high.

U = The analyte was analyzed for, but was not detected above the level of the adjusted detection limit or quantitation limit, as appropriate.

Generated 2024-01-14 03:26:33.635343 by banoffra

**APPENDIX D
STATISTICAL METHODOLOGY FOR DETERMINATION OF
STATISTICALLY SIGNIFICANT LEVELS**

Notes
%ND = Percent non-detected samples
MK = Mann-Kendall Trend Test
<u>Alpha Levels</u>
Normality = 0.01
MK Trend = 0.01
Residuals = 0.01
Confidence Level= 0.01



APPENDIX E
ALTERNATIVE SOURCE DEMONSTRATIONS



engineers | scientists | innovators

ALTERNATIVE SOURCE DEMONSTRATION

**Baldwin Power Plant Bottom Ash Pond
(Unit ID #601)
40 CFR § 257.95(g)(3)(ii)**

Prepared for

Dynegy Midwest Generation, LLC
1500 Eastport Plaza Drive
Collinsville, Illinois 62234

Prepared by

Geosyntec Consultants, Inc.
150 E Wilson Bridge Road
Worthington, Ohio 43085

Project Number: GLP8068

October 25, 2023

Alternative Source Demonstration

Baldwin Power Plant Bottom Ash Pond

(Unit ID #601)

40 CFR § 257.95(g)(3)(ii)

Prepared for


Dynegy Midwest Generation, LLC
1500 Eastport Plaza Drive
Collinsville, Illinois 62234

Prepared by

Geosyntec Consultants, Inc.
500 W. Wilson Bridge Road
Worthington, OH 43085

License No.: 062.040562

Expires: 11/30/2023



John Seymour, P.E.
Senior Principal



Project Number: GLP8068

October 25, 2023

TABLE OF CONTENTS

1. INTRODUCTION	1
2. BACKGROUND	2
2.1 Site Location and Description	2
2.2 Description of the CCR Unit	2
2.3 Geology and Hydrogeology	2
3. ALTERNATIVE SOURCE DEMONSTRATION LINES OF EVIDENCE	4
3.1 LOE #1: BAP Porewater Concentrations of Fluoride are Lower than Groundwater Concentrations	4
3.2 LOE #2: Downgradient Well MW-393 Has a Similar Ionic Composition to Upgradient Monitoring Well MW-358.	4
3.3 LOE #3: Fluoride Occurs Naturally in the Shale Bedrock of the Uppermost Aquifer. ..	6
4. CONCLUSIONS	8
5. REFERENCES	9

LIST OF TABLES

Table 1: Summary of Rietveld Quantitative Analysis – X-Ray Diffraction Results

LIST OF FIGURES

Figure 1: Fluoride Time Series Graph
 Figure 2: Piper Diagram
 Figure 3a: PCA Analysis – Quality of Representation of PCs
 Figure 3b: Contribution of Variables to First Two PCs
 Figure 4: PCA Biplot
 Figure 5: Dendrogram Graph from Cluster Analysis
 Figure 6: NMDS Biplot

LIST OF APPENDICES

Attachment 1: Part 257 Groundwater Monitoring Network

Attachment 2: Geologic Cross Section

Attachment 3: Uppermost Aquifer Potentiometric Surface Map – January 10, 2023

Attachment 4: MW-393 Fluoride Statistical Analysis

Attachment 5: Solid Phase Anions Laboratory Analytical Report

Attachment 6: X-ray Diffraction Laboratory Analytical Report

ACRONYMS AND ABBREVIATIONS

%	percent
ASD	alternative source demonstration
BAP	Bottom Ash Pond
bgs	below ground surface
BPP	Baldwin Power Plant
CCR	coal combustion residuals
CFR	code of federal regulations
cm/s	centimeters per second
DMG	Dynegy Midwest Generation, LLC
FAPS	Fly Ash Pond System
GWPS	groundwater protection standard
IEPA	Illinois Environmental Protection Agency
LOE	line of evidence
mg/L	milligrams per liter
NAVD88	North American Vertical Datum of 1988
NMDS	nonmetric multidimensional scaling
NPDES	National Pollutant Discharge Elimination System
NRT	Natural Resource Technology, Inc.
PC	principal component
PCA	principal component analysis
SSL	statistically significant level
USGS	United States Geological Survey

1. INTRODUCTION

Geosyntec Consultants, Inc. has prepared this alternative source demonstration (ASD) on behalf of Dynegy Midwest Generation, LLC (DMG), regarding the Bottom Ash Pond (BAP) coal combustion residuals (CCR) unit at the Baldwin Power Plant (BPP) near Baldwin, Illinois. The ASD is completed pursuant to Title 40 of the Code of Federal Regulations (40 CFR) § 257.95(g)(3)(ii) and was completed by October 25, 2023 within 90 days of determination of the exceedances (August 26, 2023) as required by 40 § 257.95(g)(3)(ii).

A statistically significant level (SSL) of fluoride was identified above the site-specific groundwater protection standard (GWPS) of 4.0 milligrams per liter (mg/L) at downgradient monitoring well MW-393 following the most recent Assessment Monitoring sampling event, which was completed in March 2023.

40 CFR § 257.95(g)(3)(ii) allows the owner or operator of a CCR unit to complete a written ASD that a source other than the CCR unit being monitored caused an SSL, or that the SSL resulted from error in sampling, analysis, statistical evaluation, or natural variation in groundwater quality.

Pursuant to 40 CFR § 257.95(g)(3)(ii), the lines of evidence (LOEs) documented in this ASD demonstrate that a source other than the BPP BAP CCR unit was the cause of the SSL for fluoride at downgradient monitoring well MW-393. Natural variability associated with the lithology of the aquifer was identified as the alternative source for the fluoride concentrations at MW-393.

2. BACKGROUND

2.1 Site Location and Description

The BPP is located in Randolph County and St. Clair County in southwest Illinois approximately 0.5 miles west-northwest of the village of Baldwin. The BPP property is bordered by Baldwin Road to the east; the village of Baldwin to the southeast; Illinois Central Gulf railroad tracks, State Road 154, and scattered residences to the south; the Kaskaskia River to the west; and farmland to the north. CCR impoundments present at the BPP include the BAP and the closed Fly Ash Pond System (FAPS), which included the West Fly Ash Pond, East Fly Ash Pond, and Old East Fly Ash Pond. Non-CCR impoundments present at the BPP include the Secondary Pond, Tertiary Pond, and Baldwin Lake (BPP Cooling Pond). The location of the CCR and non-CCR impoundments are shown in **Attachment 1**. The BAP is immediately north of the FAPS, which is a closed in-place CCR unit approved for closure by the IEPA on August 16, 2016.

2.2 Description of the CCR Unit

The BPP began operation in 1970 and initially burned bituminous coal from Illinois, switching to subbituminous coal in 1999. The BAP is an unlined surface impoundment with a surface area of approximately 177 acres used to store and dispose of sluiced bottom ash from the BPP, some of which is mined for beneficial reuse. The BAP is also used to temporarily store spray dry adsorption waste and to clarify plant process water, including other non-CCR station process wastewaters, which is then discharged in accordance with the station's National Pollutant Discharge Elimination System (NPDES) permit (AECOM 2016; IEPA 2016). The original construction date of the BAP is unknown (AECOM 2016).

2.3 Geology and Hydrogeology

This section provides a summary of the site geology and hydrogeology; additional detail is provided in the Supplemental Hydrogeologic Site Characterization and Groundwater Monitoring Plan (Natural Resource Technology, Inc. [NRT] 2016) and the Hydrogeologic Site Characterization Report (Ramboll 2021).

Three hydrostratigraphic units are present at the BPP, which include the CCR, an unconsolidated Upper Unit, and a Bedrock Unit.

- CCR: Consists primarily of bottom ash, fly ash, and boiler slag and also includes fill materials comprising predominantly of clays and silts excavated on-site for use in berm and road construction around the impoundment. Up to 28.2 feet of bottom ash has been observed towards the center of the BAP (Ramboll 2023).
- Upper Unit: Predominantly clay with silt and minor sand, silt layers, and occasional sand lenses, and includes lithologies identified as the Cahokia Formation, Peoria Loess, Equality Formation, and Vandalia Till. Thin sand seams present at the contact between the Upper Unit and Bedrock Unit have been identified as potential migration pathways

(PMPs) due to higher hydraulic conductivities in comparison to those in the surrounding clays (e.g., 10^{-4} centimeters per second [cm/s] in sands compared with 10^{-5} cm/s in clays) (Ramboll 2023a). Continuous sand seams have not been observed in the Upper Unit or immediately adjacent to the BAP. Due to the predominance of clay and only thin and intermittent sand lenses, this unit is not considered a continuous aquifer unit within the site boundary (NRT, 2016; Ramboll, 2021).

- **Bedrock Unit:** Pennsylvanian and Mississippian-aged interbedded shale and limestone continuously underlies the BPP and is considered the uppermost aquifer at the site. The top of bedrock ranges from 12.5 feet below ground surface (bgs) near the Kaskaskia River to 70 feet bgs within the East Fly Ash Pond (part of the FAPS). The Bedrock Unit is the uppermost aquifer.

A geologic cross-section originally included in the Hydrogeologic Characterization Report and locator map are provided as **Attachment 2**.

Groundwater at the site has previously been classified as Class II groundwater in accordance with 35 IAC 620 based on the geometric mean hydraulic conductivity values measured in the monitoring wells screened in both the Upper Unit (3.2×10^{-5} cm/s) and the Bedrock Unit (5.0×10^{-6}) (NRT 2014).

The groundwater monitoring network for the BAP consists of 10 monitoring wells: 13 downgradient monitoring wells (MW-192, MW-193, MW-356, MW-369, MW-370, MW-382, MW-392, MW-393, MW-394, OW-256, OW-257, PZ-170, and PZ-182) and three background monitoring wells (MW-304, MW-306, and MW-358) (**Attachment 1**). Monitoring wells are screened in both the uppermost aquifer (Bedrock Unit) from approximately 350 to 404 feet and the unconsolidated unit from 388 to 414 feet (North American Vertical Datum of 1988 [NAVD88]).

The potentiometric groundwater contours and generalized groundwater flow directions at the site are shown in **Attachment 3**. Groundwater flow in bedrock is toward the northwest in the eastern and central areas of the BAP, and southwest in the east area of the FAPS. Bedrock groundwater flows toward the Secondary and Tertiary Ponds, which were created in a former surface water drainage channel. Groundwater flow directions are generally consistent.

3. ALTERNATIVE SOURCE DEMONSTRATION LINES OF EVIDENCE

This ASD for the fluoride SSL at MW-393 is based on three lines of evidence (LOEs). These LOEs are described and supported below.

3.1 LOE #1: BAP Porewater Concentrations of Fluoride are Lower than Groundwater Concentrations.

Porewater (*i.e.*, water within the CCR) samples have been collected from piezometer TPZ-164 since September 2018 and at five new porewater wells (XPW-01, -02, -04, -05, and -06) since October 2022. The fluoride concentrations reported for these porewater sampling locations are consistently below the concentrations observed for fluoride at MW-393, as shown in **Figure 1**. The highest observed fluoride concentration in the porewater is consistently more than 10 times lower than the maximum concentration observed at MW-393. The fluoride concentrations detected in the porewater samples are less than the lower confidence limit of fluoride concentrations observed at downgradient well MW-393 (7.49 mg/L calculated using a confidence band around a linear regression; **Attachment 4**)

If the BAP were the source of fluoride in groundwater, BAP porewater concentrations are expected to be greater than the MW-393 concentrations. Given the conservative (non-reactive) nature of fluoride, its concentration is expected to remain stable or decrease along the flow path from the source due to dispersion and dilution. Because the concentrations in the BAP porewater are lower than the concentrations of fluoride above the GWPS at monitoring well MW-393, this SSL is not attributed to impacts from the BAP unit.

3.2 LOE #2: Downgradient Well MW-393 Has a Similar Ionic Composition to Upgradient Monitoring Well MW-358.

The groundwater at MW-393 has a similar ionic composition to the groundwater from recently installed background monitoring well MW-358, suggesting that MW-393 is not affected by the BAP. Ramboll (2023b) previously evaluated Stiff diagrams and found that MW-358 contains groundwater dominated by chloride and monovalent cations. A Piper diagram — an alternative to Stiff diagrams for illustrating the relative concentration of major cations and anions in groundwater samples — shows that groundwater at MW-393 appears to be predominantly composed of chloride and monovalent cations, consistent with the composition of MW-358 (**Figure 2**). This groundwater composition is different from the composition of samples of BAP porewater, which tends to have greater relative contributions of alkalinity, sulfate, and divalent cations such as calcium and magnesium (**Figure 2**).

Piper and Stiff diagrams (Ramboll 2023) typically show the relative proportions and individual concentrations (respectively) of major cations and anions. Advanced statistical approaches such as principal component analysis (PCA) or non-metric multi-dimensional scaling (NMDS) use a

broader suite of analytes to evaluate the similarity or dissimilarity of different samples or groups and identify analytes that are main drivers for dissimilarities.

PCA is often used to simplify large datasets with multiple variables by creating new uncorrelated variables known as principal components (PCs). The PCs are linear combinations of the original variables; the first few PCs typically capture most of the variation within the dataset. Factor loadings are calculated based on the correlation between PCs and the original variables. As such, variables with notably higher positive or negative factor loadings are main drivers of similarity or dissimilarity and clustering of samples. Factor scores are calculated based on the correlation between the combined chemical composition of each sample and the PCs. Samples with similar chemical compositions show similar factor scores and tend to cluster together on a PCA plot.

In this study the dataset used for PCA included 50 samples collected between 2017 and 2023 from background MW-358, downgradient wells MW-393, and porewater wells. PCA requires that input variables have similar scales of measurement and variances. As such, data were standardized by mean-centering and scaling to unit variance prior to performing PCA. The fraction of total variation explained by each PC is shown in **Figure 3a**, with the first two PCs accounting for approximately 70 percent [%] of the total variation in the datasets. Additionally, the quality of representation of each variable is presented in **Figure 3b**, demonstrating that for most variables, the majority of the variation is captured by the first two PCs.

PCA results are often visualized using biplots, where samples are projected on to the first two PCs (i.e., factor scores), and factor loadings are represented as vectors. The closer the data points are on the graph, the greater the similarity in their chemical composition. The result from this study is shown on **Figure 4**, where the background samples are highlighted in orange, the downgradient samples in shades of blue, and the porewater samples in gray. The factor loadings, represented as vectors on the biplot, suggest that constituents such as calcium, magnesium, potassium, and barium are responsible for shifting the chemical signature of samples from within the BAP towards the porewater cluster. In contrast, constituents such as lithium, fluoride, and chloride are drivers for shifting chemical compositions in the direction of the downgradient and background sample clusters. These results are generally consistent with the findings of the Piper Diagram (**Figure 2**).

The 95% bivariate confidence ellipses for each of the three groups of water (porewater from within the BAP, downgradient bedrock groundwater at MW-393, and background bedrock groundwater at MW-358) are also depicted on the biplot graph (**Figure 4**). As illustrated on the biplot, the porewater samples cluster relatively separately from the downgradient and background wells, with no overlap in their confidence ellipses. Furthermore, the PCA suggests that the composition of downgradient samples from MW-393 are similar to the composition of background samples from MW-358.

Clustering was further explored using Ward's hierarchical clustering method, a distance measure employed in agglomerative algorithms and commonly applied in hydrogeochemical studies. The analysis was performed on a scaled and centered dataset. As illustrated in the dendrogram (**Figure**

5), this analysis supported the distinction between porewater samples from the combined group of downgradient and background wells.

NMDS analysis of the available dataset from 2023 was conducted to evaluate more recent site conditions and to further compare the combined chemical composition of porewater, background well MW-358, and downgradient well MW-393. As MW-358 and MW-393 were installed in 2022, the 2023 samples are likely to be more representative of equilibrium conditions in the aquifer. While both PCA and NMDS aim to reduce dimensionality and visualize patterns among samples, their methods are distinct. PCA relies on linear transformations and captures maximum variance through orthogonal components, whereas NMDS utilizes rank orders to achieve a non-linear representation of the original distances between samples. Therefore, NMDS is more flexible in relation to input requirement and given the limited number of sampling results available for 2023, NMDS was chosen over PCA when looking at only the most recent samples. Additionally, the results of NMDS analysis can be used for independent validation of previous findings from PCA. The results are displayed in a biplot in **Figure 6**.

Qualitatively, the NMDS findings align closely with those from the PCA (**Figure 4**) and indicate that: (i) the porewater sample cluster is separate from the downgradient and background samples; and (ii) the chemical compositions of the background and downgradient wells appear more similar to each other than to the composition of porewater. These results support the conclusion that downgradient location MW-393 is not affected by the BAP and its geochemistry is instead influenced by the native lithology.

3.3 LOE #3: Fluoride Occurs Naturally in the Shale Bedrock of the Uppermost Aquifer.

Solid phase analysis of bedrock from background boring location MW-358 identified fluoride in the solid phase materials – i.e., this is a naturally occurring inorganic constituent within the mineral matrix of the bedrock (**Attachment 5**). Solid phase samples were also submitted for analysis of mineralogy via x-ray diffraction (XRD). Fluorapatite [$\text{Ca}_5(\text{PO}_4)_3\text{F}$], a fluoride-bearing mineral, was identified in samples collected from the shale formation at downgradient well MW-392 (**Table 3; Attachment 6**). The highest abundance of fluorapatite (2.7%) was identified in a sample collected at 80 to 82 feet below ground surface at downgradient well MW-392, which is the same depth interval as the well screen of MW-393. The presence of fluoride within the aquifer solids of the shale in the uppermost aquifer (bedrock), including the presence of a fluoride-bearing mineral, provide an alternative source for fluoride in groundwater other than the BAP.

Studies have found that fluoride concentrations in groundwater are comparable to or higher than those observed at MW-393, respectively, and are often found within the Pennsylvanian and Mississippian-aged interbedded shale and limestone of the uppermost aquifer. Lloyd and Lyke (1995) noted that “the fluoride content of the water [in Pennsylvanian-aged aquifers] is great enough to mottle the teeth of persons who drink it on a continual basis,” with concentrations reported as high as 15 mg/L. These results suggest that contact with Pennsylvanian-aged bedrock

can result in natural variability in the reported fluoride concentrations in groundwater at ranges consistent with those observed at the site.

4. CONCLUSIONS

It has been demonstrated that the fluoride SSL at MW-393 is not caused by a release from the BAP CCR unit, but instead is attributed to a source other than the BAP. The following summarizes the three LOEs used to support this demonstration:

1. Fluoride concentrations in the BAP porewater are historically more than 10 times lower than the fluoride concentrations observed at MW-393.
2. Compliance monitoring location MW-393 has a similar geochemical signature as upgradient monitoring well MW-358. Moreover, a statistical evaluation has shown that the groundwater composition of MW-393 is distinct from the porewater geochemical signature.
3. Solid phase analysis of rock cores from the uppermost aquifer (i.e., bedrock) identified fluoride and fluoride-bearing minerals within the bedrock, thereby providing an alternative source of fluoride in groundwater. Based on a review of literature, elevated concentrations of fluoride are known to occur in groundwater within the shale-limestone bedrock (i.e., uppermost aquifer at the BAP) and is likely due to the influence of the solid phase composition.

The alternative source of fluoride is the influence of the shale bedrock lithology on the groundwater composition. This demonstration meets the expectations in both 40 CFR § 257.95(g)(3)(ii) and the technical manual for the Municipal Solid Waste Landfill federal regulatory program (CFR Title 40, Section 258; USEPA 1993) that a statistically significant increase may result from natural variation in groundwater quality.

The information serves as the written ASD prepared in accordance with 40 CFR § 257.95(g)(3)(ii) demonstrating that the SSL for fluoride at MW-393 are not due to the BAP CCR unit. Therefore, implementation of corrective measures is not required for fluoride at the BAP CCR unit.

5. REFERENCES

- AECOM. 2016. *RE: History of Construction, USEPA Final Rule, 40 C.F.R. § 257.73(c), Baldwin Energy Complex, Baldwin, Illinois*. October.
- IEPA. 2016. “Dynegy Midwest Generation, Inc. – Baldwin Energy Complex: Baldwin Fly Ash Pond System Closure – NPDES Permit No. IL000043.” Letter from William Buscher (Illinois Environmental Protection Agency) to Rick Diericx (Dynegy Operating Company). August 16.
- Lloyd, O. B., and W. L. Lyke. 1995. *Ground Water Atlas of the United States – Illinois, Indiana, Kentucky, Ohio, Tennessee*. HA-730K. United States Geological Survey.
- NRT. 2014. *Groundwater Quality Assessment and Phase II Hydrogeologic Investigation, Baldwin Ash Pond System, Baldwin, Illinois*. Natural Resource Technology, Inc. Prepared for Dynegy Midwest Generation, LLC. June 11.
- NRT. 2016. *Supplemental Hydrogeologic Site Characterization and Groundwater Monitoring Plan. Baldwin Fly Ash Pond System. Baldwin Energy Complex, Baldwin, IL*. Natural Resource Technology, Inc.
- Ramboll. 2021. *Hydrogeologic Site Characterization Report. Baldwin Bottom Ash Pond. Baldwin Power Plant. Baldwin, Illinois*. Ramboll Americas Engineering Solutions, Inc. October.
- Ramboll. 2023. *Alternative Source Demonstration. Baldwin Bottom Ash Pond. Baldwin Power Plant. Baldwin, Illinois*. Ramboll Americas Engineering Solutions, Inc. April.
- USEPA. 1993. *Solid Waste Disposal Facility Criteria – Technical Manual. EPA 530-R-93-017*. United States Environmental Protection Agency. November.

TABLES

**Table 1 - Summary of Rietveld Quantitative Analysis
X-Ray Diffraction Results
Baldwin Power Plant**

Geosyntec Consultants, Inc.

Well ID			MW-358	MW-358	MW-392	MW-392
Depth (ft bgs)			(47-49)	(86-88)	(66-68)	(80-82)
Location			Upgradient	Upgradient	Downgradient	Downgradient
Boring Log Description			Shallow Shale	Deeper Shale Body	Shale	Shale transitioning to limestone
Mineral/Compound	Formula	Mineral Type	(wt %)	(wt %)	(wt %)	(wt %)
Quartz	SiO ₂	Silicate	29.2	30.7	22.7	29.8
Muscovite	KAl ₂ (AlSi ₃ O ₁₀)(OH) ₂	Mica	18.8	19.7	15.9	13.1
Albite	NaAlSi ₃ O ₈	Feldspar	0.4	2.5	0.6	0.6
Microcline	KAlSi ₃ O ₈	Feldspar	8.6	5.9	5.1	1.0
Diaspore	aAlO.OH	Oxyhydroxide	-	-	2.8	-
Magnetite	Fe ₃ O ₄	Oxide	0.5	0.3	0.1	1.4
Anatase	TiO ₂	Oxide	0.8	1.8	1.0	0.8
Calcite	CaCO ₃	Carbonate	0.5	1.0	14.9	28.1
Fluorapatite	Ca ₅ (PO ₄) ₃ F	Phosphate	-	-	0.2	2.7
Ankerite	CaFe(CO ₃) ₂	Carbonate	-	-	0.8	-
Clay Minerals						
Kaolinite	Al ₂ Si ₂ O ₅ (OH) ₄	Kaolin	4.8	15.0	3.6	5.5
Montmorillonite	(Na,Ca) _{0.3} (Al,Mg) ₂ Si ₄ O ₁₀ (OH) ₂ •10H ₂ O	Smectite	6.8	4.8	5.8	3.5
Nontronite	Fe ₂ (Al,Si) ₄ O ₁₀ (OH) ₂ Na _{0.3} (H ₂ O) ₄	Smectite	4.6	4.3	3.3	4.2
Illite/Montmorillonite	KAl ₄ (Si,Al) ₈ O ₁₀ (OH) ₄ •4H ₂ O	Mixed Layer I/S	8.8	2.7	7.1	3.6
Illite	K(Al,Mg,Fe) ₂ (Si,Al) ₄ O ₁₀ (OH) ₂	Illite	15.0	9.2	10.4	4.1
Chlorite	(Fe,(Mg,Mn) ₅ ,Al)(Si ₃ Al)O ₁₀ (OH) ₈	Chlorite	1.3	2	6.1	1.6
Clay Minerals Total			41	38	36	23
Clays + Muscovite Total			60	58	52	36

Notes

Only samples collected within the shale bedrock are shown. Additional sample data is provided in Attachment 5.

Dashes indicate that the mineral was not identified by the analyst and not included in the refinement calculation for the sample

The weight percent quantities indicated have been normalized to a sum of 100%. The quantity of amorphous material has not been determined.

Sample depths are shown in feet below ground surface (ft bgs).

wt %: percentage by weight

FIGURES



Notes:
mg/L: milligrams per liter

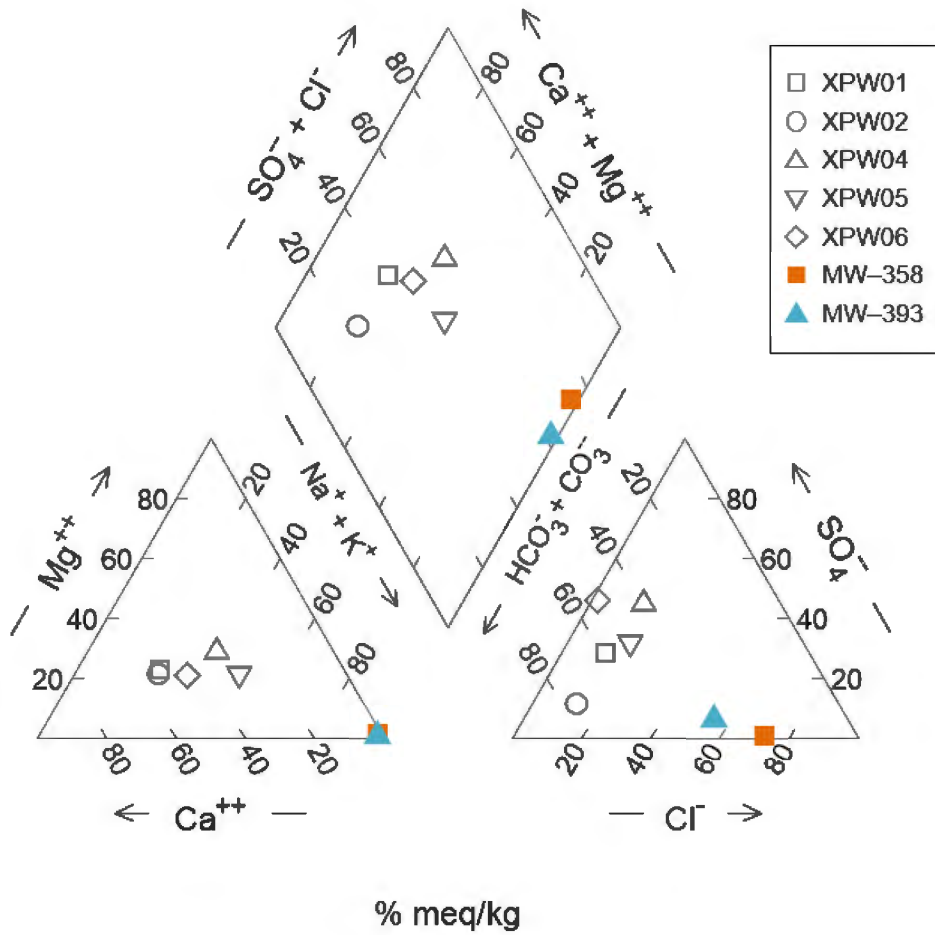
Fluoride Time Series Graph
Baldwin Power Plant



Figure
1

Columbus, Ohio

October 2023



Notes:

1. Data from May 2023 are shown.
% meq/kg: percent milliequivalents per kilogram

Piper Diagram

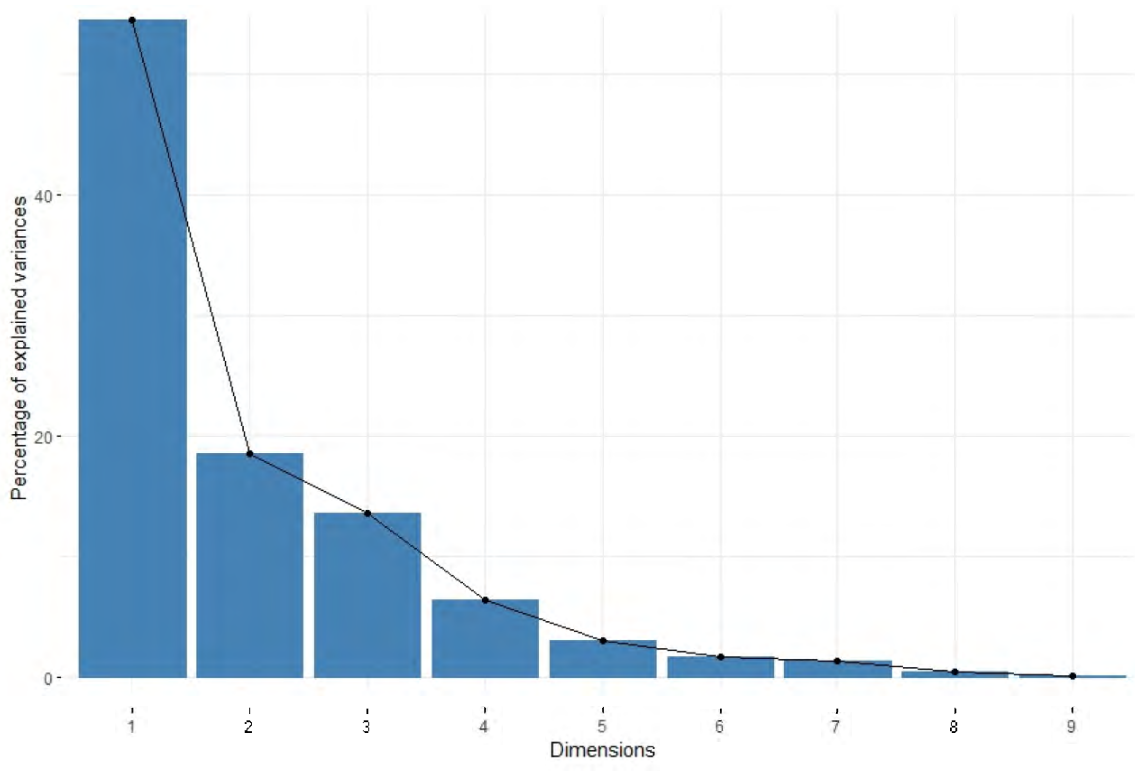
Baldwin Power Plant – Bottom Ash Pond

Geosyntec
consultants

Figure
2

Columbus, Ohio

October 2023



Notes:
 Samples collected from background well MW-358, downgradient well MW-393, and porewater wells TPZ-164, XPW-1, XPW-2, XPW-3, XPW-5, and XPW-6 were included in the evaluation.

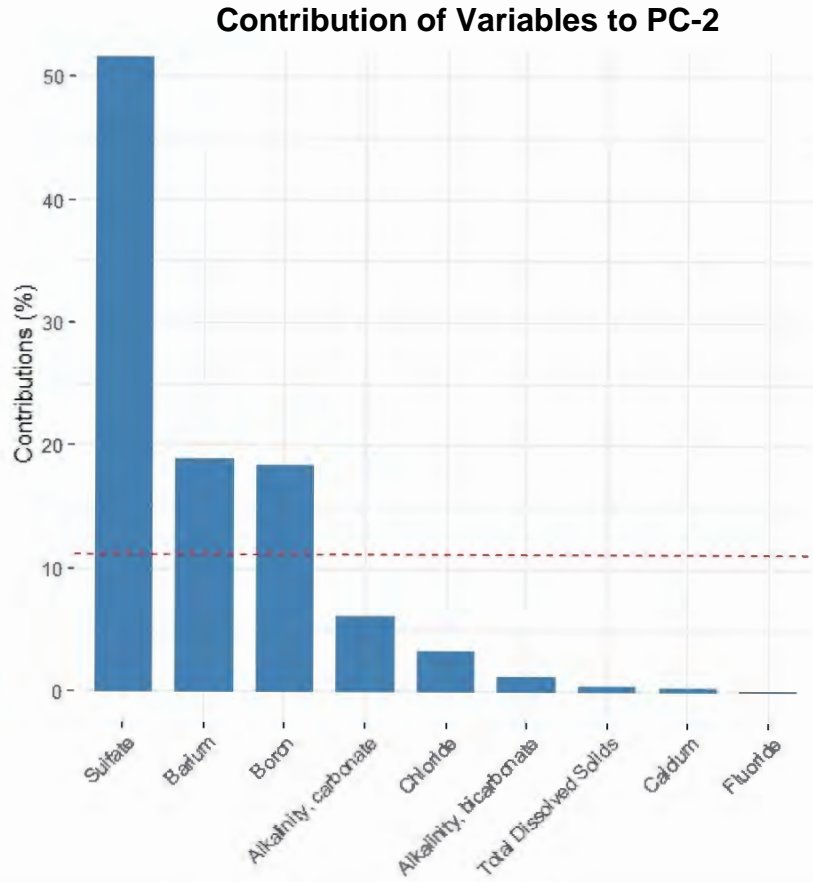
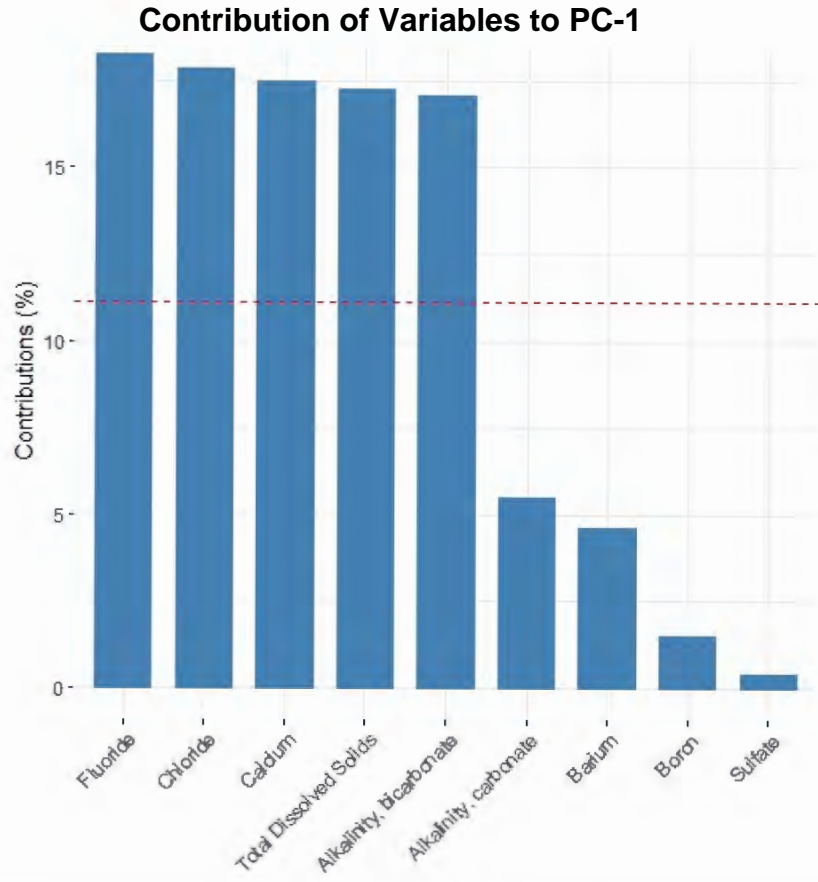
PCA Analysis - Quality of Representation of PCs
 Baldwin Power Plant – Bottom Ash Pond



Figure
3a

Columbus, Ohio

October 2023



Notes:

1. The dashed red line represents the anticipated value for uniform contribution. The constituents with a contribution exceeding the reference line are considered significant in its contribution to each PC (principal component).

Contribution of Variables to First Two PCs

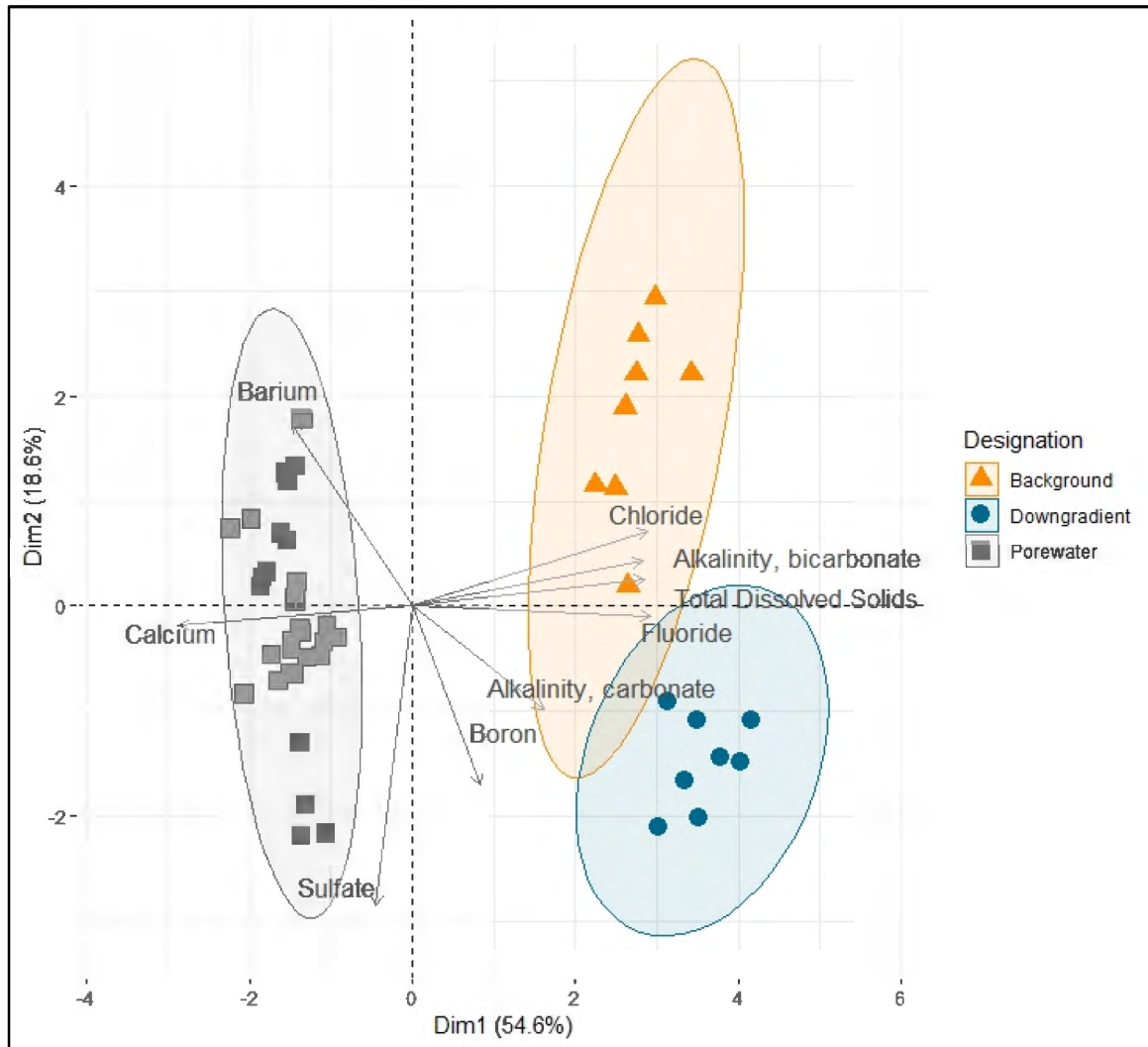
Baldwin Power Plant



Figure
3b

Columbus, Ohio

October 2023



Notes:

1. The ellipse containing data points within the 95% confidence interval for each group is outlined and shaded in gray, orange, and blue for porewater, background and downgradient groups.
2. The arrows signify the correlations between the constituents and the principal components.

PCA Biplot
Baldwin Power Plant – Bottom Ash Pond

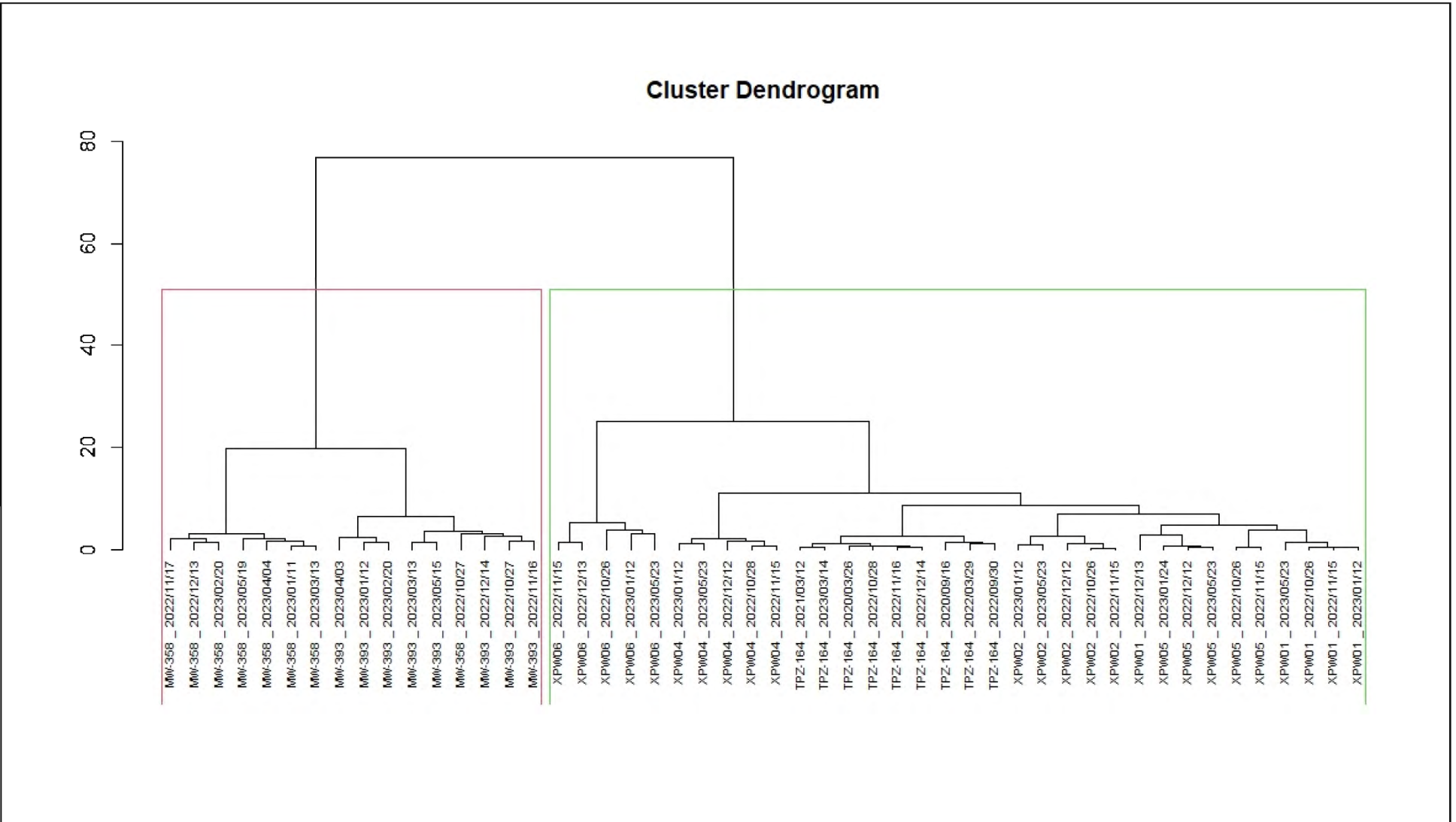


Figure

4

Columbus, Ohio

October 2023

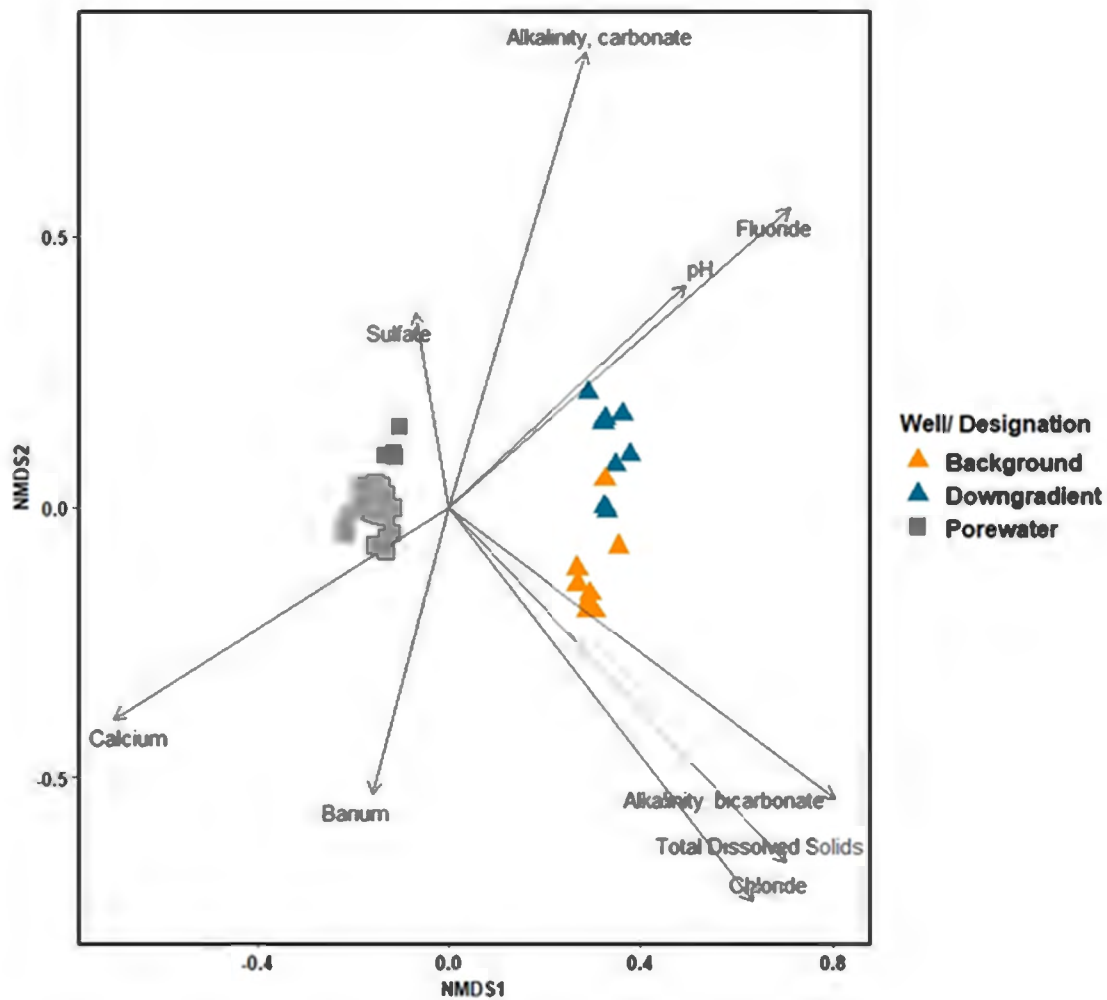


Dendrogram Graph from Cluster Analysis
Baldwin Power Plant

Notes:
 1. The cluster analysis used Euclidean distances as the similarity measure and Ward's method as the clustering algorithm.

	
Columbus, Ohio	October 2023

Figure
5



Notes:

1. The arrows represent the correlations between the constituents and the NMDS axes.
2. NMDS: Non-metric Multidimensional Scaling

NMDS Biplot
Baldwin Power Plant – Bottom Ash Pond



Figure
6

Columbus, Ohio

October 2023

ATTACHMENT 1

Part 257 Groundwater Monitoring Network

PROJECT: 16900XXXXX | DATED: 6/20/2023 | DESIGNER: GALARNMIC
 Y:\Mapping\Projects\22285\MXD\845_Operating_Permit\Baldwin\BAP\2023_Update\GMP\Figure 2-1_BAL BAP Proposed Monitoring Well Network.mxd



Service Layer Credits: Source: Esri, Maxar, Earthstar Geographics, and the GIS User Community

- BACKGROUND WELL
- COMPLIANCE WELL
- PORE WATER WELL
- REGULATED UNIT (SUBJECT UNIT)
- FLY ASH POND SYSTEM (CLOSED)
- SITE FEATURE
- CAPPED AREA
- PROPERTY BOUNDARY



EXPANDED 40 C.F.R. § 257 GROUNDWATER MONITORING SYSTEM

40 C.F.R. § 257 GROUNDWATER MONITORING PLAN REVISION 1

BOTTOM ASH POND
 BALDWIN POWER PLANT
 BALDWIN, ILLINOIS

FIGURE 2-1

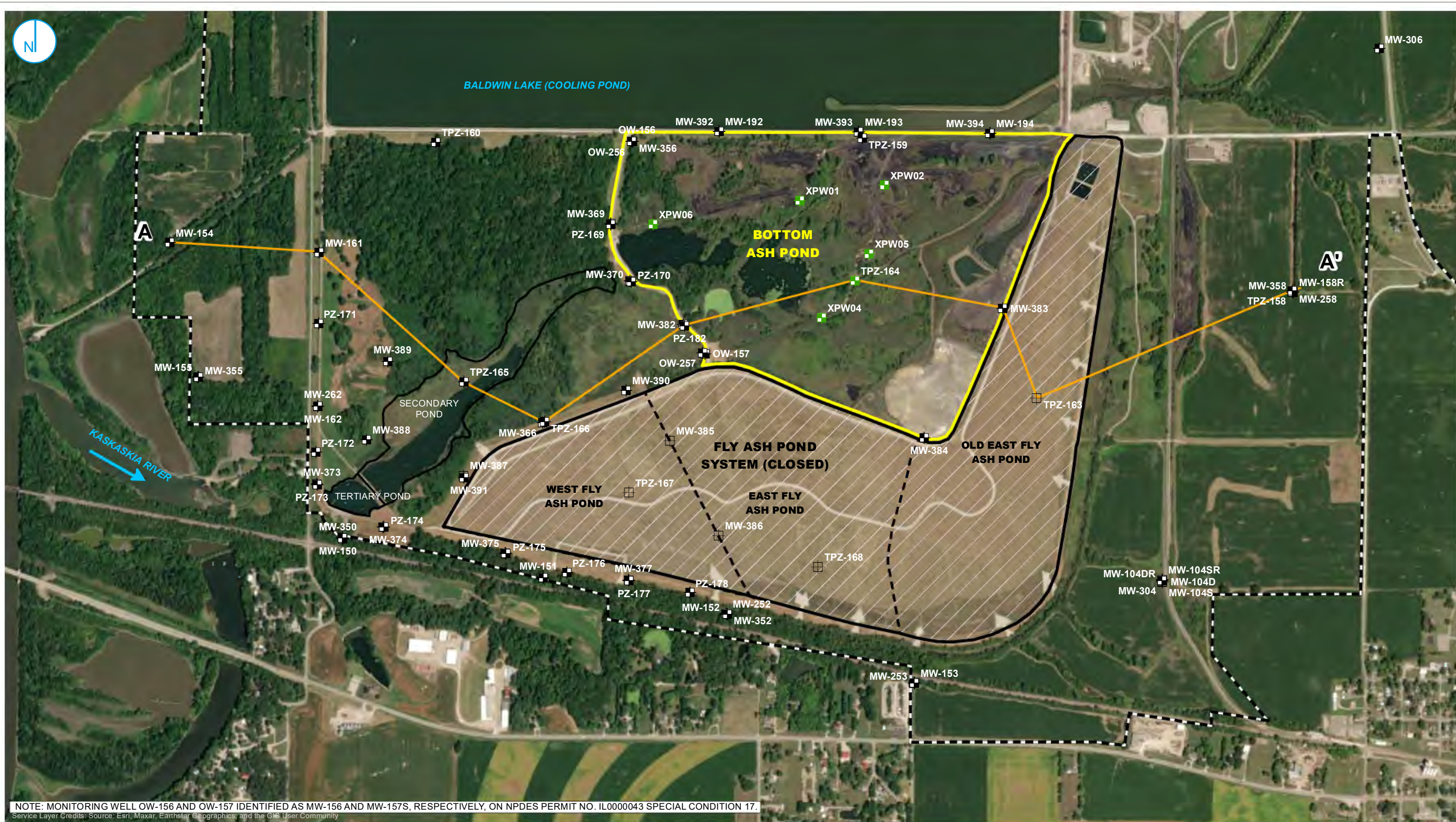
RAMBOLL AMERICAS
 ENGINEERING SOLUTIONS, INC.



ATTACHMENT 2

Geologic Cross Section

PROJECT: 16900XXXXX | DATED: 4/24/2023 | DESIGNER: GALARNMIC



NOTE: MONITORING WELL OW-156 AND OW-157 IDENTIFIED AS MW-156 AND MW-157S, RESPECTIVELY, ON NPDES PERMIT NO. IL000043 SPECIAL CONDITION 17.
 Service Layer Credits: Source: Esri, Maxar, Earthstar, Geographics, and the GIS User Community

<ul style="list-style-type: none"> MONITORING WELL AND PIEZOMETER LOCATION PORE WATER WELL CLOSED MONITORING WELL CCR SOURCEWATER SAMPLE 	<ul style="list-style-type: none"> REGULATED UNIT (SUBJECT UNIT) FLY ASH POND SYSTEM (CLOSED) SITE FEATURE LIMITS OF FINAL COVER PROPERTY BOUNDARY
--	--

CROSS SECTION TRANSECT

A to A'

0 400 800 Feet

CROSS SECTION LOCATION MAP

ALTERNATE SOURCE DEMONSTRATION
 BOTTOM ASH POND
 BALDWIN POWER PLANT
 BALDWIN, ILLINOIS

FIGURE 3

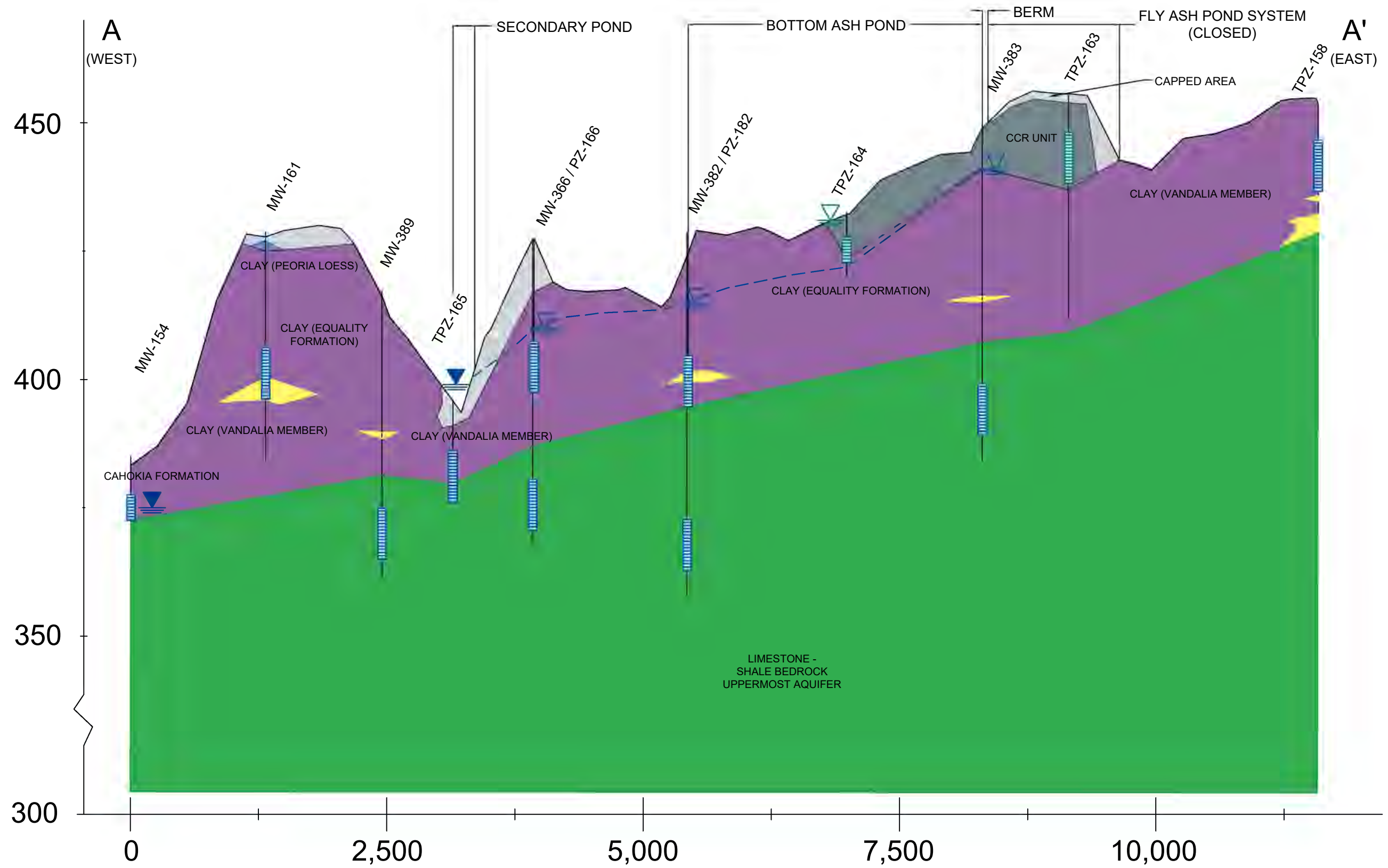
RAMBOLL AMERICAS
 ENGINEERING SOLUTIONS, INC.



PROJECT: 1940100806 DATED: 10/18/2022 1:44:48 PM C:\Users\jbalwin\Documents\Baldwin\BAP\Hydrogeol\Figures\EVS\CAD\Baldwin_Cross_Sections.dwg

NOTES

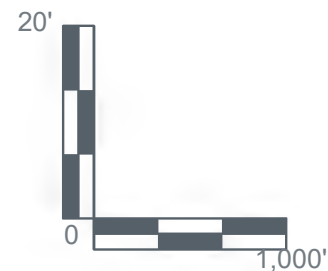
1. This profile was developed by interpolation between widely spaced boreholes. Only at the borehole location should it be considered as an approximately accurate representation and then only to the degree implied by the notes on the borehole logs.
2. Scale is approximate.
3. Vertical scale is exaggerated 50X.
4. Groundwater elevations measured on September 15, 2020.



LEGEND

	COAL COMBUSTION RESIDUALS (CCR)
	FILL
	CLAY (CL/CH)
	SILT (ML)
	SAND (SP/SM/SW)
	BEDROCK / WEATHERED BEDROCK (INTERBEDDED SHALE, LIMESTONE, SANDSTONE, V. LITTLE SS)

	WELL SCREEN INTERVAL
	UPPERMOST AQUIFER POTENTIOMETRIC SURFACE
	UPPERMOST AQUIFER GROUNDWATER ELEVATION
	POREWATER ELEVATION
	OTHER GROUNDWATER / SURFACE WATER ELEVATION(S)



CROSS SECTIONS A-A'

HYDROGEOLOGIC SITE CHARACTERIZATION REPORT
BOTTOM ASH POND
 BALDWIN POWER PLANT
 BALDWIN, ILLINOIS

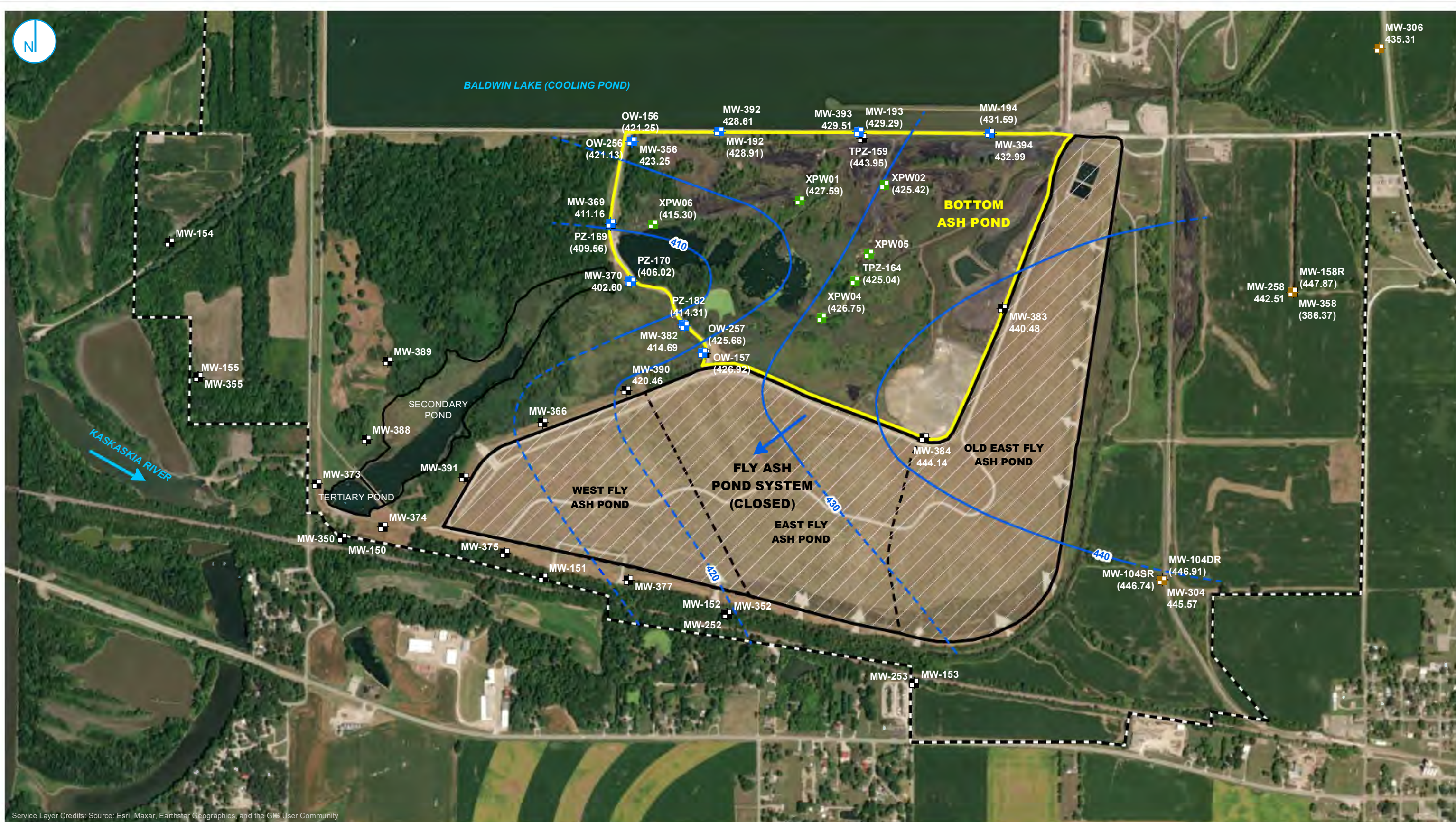
FIGURE 2-7

RAMBOLL AMERICAS
 ENGINEERING SOLUTIONS, INC.



ATTACHMENT 3
Uppermost Aquifer Potentiometric Surface Map
– January 10, 2023

PROJECT: 169000XXXX | DATED: 5/31/2023 | DESIGNER: GALARNMIC



- COMPLIANCE MONITORING WELL
- BACKGROUND MONITORING WELL
- MONITORING WELL
- PORE WATER WELL
- GROUNDWATER ELEVATION CONTOUR (10-FT CONTOUR INTERVAL, NAVD88)
- - - INFERRED GROUNDWATER ELEVATION CONTOUR
- GROUNDWATER FLOW DIRECTION
- REGULATED UNIT (SUBJECT UNIT)
- FLY ASH POND SYSTEM (CLOSED)
- SITE FEATURE
- CAPPED AREA
- PROPERTY BOUNDARY

NOTES:
 1. ELEVATIONS IN PARENTHESES WERE NOT USED FOR CONTOURING.
 2. ELEVATION CONTOURS SHOWN IN FEET, NORTH AMERICAN VERTICAL DATUM OF 1988 (NAVD88).



POTENTIOMETRIC SURFACE MAP JANUARY 10, 2023

2023 ANNUAL GROUNDWATER MONITORING AND CORRECTIVE ACTION REPORT
 BOTTOM ASH POND
 BALDWIN POWER PLANT
 BALDWIN, ILLINOIS

RAMBOLL AMERICAS
ENGINEERING SOLUTIONS, INC.



ATTACHMENT 4
MW-393 Fluoride Statistical Analysis

Confidence Level Determination for Fluoride at MW-393
Baldwin Bottom Ash Pond ASD
Quarter 1, 2023

Location	MW-393
Parameter	Fluoride, total
LCL/UCL (mg/L)	7.49/10.9
Compliance Statistic	Confidence Band Around the Linear Regression
Sample Count	8
% Non Detects	0%
Date Range	10/27/2022 to 05/15/2023
Trend	Upward (Mann-Kendall Trend Test p value: 0.0094)
Residual Normality	Parametric (Shapiro-Wilk Test p value: 0.43)
Normality	Parametric (Shapiro-Wilk Test p value: 0.10)

Notes:

% = percent

LCL = lower confidence limit

UCL - upper confidence limit

ATTACHMENT 5
Solid Phase Anions Laboratory Analytical Report

SGS Canada Inc.

P.O. Box 4300 - 185 Concession St.
 Lakefield - Ontario - K0L 2H0
 Phone: 705-652-2000 FAX: 705-652-6365

28-February-2023

Ramboll Americas Engineering Solutions, Inc.

Attn : Evvan Plank

P.O.# Box 4873
 Syracuse, New York
 13221-7873, USA

Phone: 315-463-7554
 Fax:

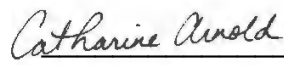

Date Rec. : 24 November 2022
LR Report: CA19226-NOV22
Reference: Baldwin Power Plant Drilling

Copy: #1

CERTIFICATE OF ANALYSIS

Final Report

Analysis	1: Analysis Start Date	2: Analysis Start Time Completed	3: Analysis DateCompleted	4: Analysis Time	6: MW-358 (47-49)	7: MW-358 (86-88)	8: MW-392 (80-82)	12: MW-392 (66-68)
Sample Date & Time					06-Oct-22 15:00	08-Oct-22 18:00	26-Sep-22 16:00	26-Sep-22 12:00
Cl [$\mu\text{g/g}$]	15-Dec-22	20:55	---	---	22	70	34	45
SO4 [$\mu\text{g/g}$]	15-Dec-22	20:55	29-Dec-22	13:45	50	620	280	100
F [%]	08-Dec-22	18:18	12-Dec-22	08:47	0.091	0.091	0.42	0.095
TKN [as N %]	30-Nov-22	09:28	02-Dec-22	11:00	0.06	0.05	< 0.01	0.05
Ra226 [Bq/g]	12-Dec-22	08:48	12-Dec-22	14:33	0.07	< 0.01	0.09	< 0.01



Catharine Arnold, B.Sc., C.Chem
Project Specialist,
Environment, Health & Safety



SGS Canada Inc.

P.O. Box 4300 - 185 Concession St.
Lakefield - Ontario - K0L 2H0
Phone: 705-652-2000 FAX: 705-652-6365

LR Report : CA19226-NOV22

ATTACHMENT 6
X-ray Diffraction Laboratory Analytical Report



Quantitative X-Ray Diffraction by Rietveld Refinement

Report Prepared for: Environmental Services
Project Number/ LIMS No. Custom XRD/MI4508-DEC22
Sample Receipt: December 7, 2022
Sample Analysis: December 15, 2022
Reporting Date: April 24, 2023

Instrument: BRUKER AXS D8 Advance Diffractometer
Test Conditions (Bulk): Co radiation, 35 kV, 40 mA; Detector: LYNXEYE
Regular Scanning: Step: 0.02°, Step time: 0.75s, 2θ range: 6-80°
Test Conditions (Clay): Co radiation, 35 kV, 40 mA; Detector: LYNXEYE
Regular Scanning: Step: 0.02°, Step time: 1s, 2θ range: 3-80°
Clay Section Scanning: Step: 0.01°, Step time: 0.2s, 2θ range: 3-40°
Interpretations: PDF2/PDF4 powder diffraction databases issued by the International Center for Diffraction Data (ICDD). DiffracPlus Eva and Topas software.
Detection Limit: 0.5-2%. Strongly dependent on crystallinity.

Contents:
1) Method Summary
2) Quantitative XRD Results
3) XRD Pattern(s)

Kim Gibbs, H.B.Sc., P.Geo.
Senior Mineralogist

Huyun Zhou, Ph.D., P.Geo.
Senior Mineralogist

ACCREDITATION: SGS Natural Resources Lakefield is accredited to the requirements of ISO/IEC 17025 for specific tests as listed on our scope of accreditation, including geochemical, mineralogical and trade mineral tests. To view a list of the accredited methods, please visit the following website and search SGS Canada Inc. - Minerals: <https://www.scc.ca/en/search/palcan>.



Method Summary

The Rietveld Method of Mineral Identification by XRD (ME-LR-MIN-MET-MN-D05) method used by SGS Natural Resources is accredited to the requirements of ISO/IEC 17025.

Mineral Identification and Interpretation.

Mineral identification and interpretation involves matching the diffraction pattern of an unknown material to patterns of single-phase reference materials. The reference patterns are compiled by the Joint Committee on Powder Diffraction Standards - International Center for Diffraction Data (JCPDS-ICDD) database and released on software as Powder Diffraction Files (PDF).

Interpretations do not reflect the presence of non-crystalline and/or amorphous compounds, except when internal standards have been added by request. Mineral proportions may be strongly influenced by crystallinity, crystal structure and preferred orientations. Mineral or compound identification and quantitative analysis results should be accompanied by supporting chemical assay data or other additional tests.

Clay Mineral Separation and Identification:

Clay minerals are typically fine-grained (<2 µm) phyllosilicates in sedimentary rock. Due to the poor crystallinity and fine size of clay minerals, separation of the clay fraction from bulk samples by centrifuge is required. A slide of the oriented clay fraction is prepared and scanned followed by a series of procedures (the addition of ethylene glycol and high temperature heating). Clay minerals are identified by their individual diffraction patterns and changes in their diffraction pattern after different treatments. Clay speciation and mineral identification of the bulk sample are performed using DIFFRACplus EVA (Bruker AXS).

Quantitative Rietveld Analysis:

Quantitative Rietveld Analysis is performed by using Topas 4.2 (Bruker AXS), a graphics based profile analysis program built around a non-linear least squares fitting system, to determine the amount of different phases present in a multicomponent sample. Whole pattern analyses are predicated by the fact that the X-ray diffraction pattern is a total sum of both instrumental and specimen factors. Unlike other peak intensity-based methods, the Rietveld method uses a least squares approach to refine a theoretical line profile until it matches the obtained experimental patterns.

Rietveld refinement is completed with a set of minerals specifically identified for the sample. Zero values indicate that the mineral was included in the refinement calculations, but the calculated concentration was less than 0.05wt%. Minerals not identified by the analyst are not included in refinement calculations for specific samples and are indicated with a dash.

DISCLAIMER: This document is issued by the Company under its General Conditions of Service accessible at <http://www.sgs.com/en/Terms-and-Conditions.aspx>. Attention is drawn to the limitation of liability, indemnification and jurisdiction issues defined therein. Any holder of this document is advised that information contained hereon reflects the Company's findings at the time of its intervention only and within the limits of Client's instructions, if any. The Company's sole responsibility is to its Client and this document does not exonerate parties to a transaction from exercising all their rights and obligations under the transaction documents. Any unauthorized alteration, forgery or falsification of the content or appearance of this document is unlawful and offenders may be prosecuted to the fullest extent of the law.

WARNING: The sample(s) to which the findings recorded herein (the "Findings") relate was(were) drawn and / or provided by the Client or by a third party acting at the Client's direction. The Findings constitute no warranty of the sample's representativeness of any goods and strictly relate to the sample(s). The Company accepts no liability with regard to the origin or source from which the sample(s) is/are said to be extracted.



Summary of Rietveld Quantitative Analysis X-Ray Diffraction Results

Mineral/Compound	MW-358 (13-15)	MW-358 (47-49)	MW-358 (86-88)	MW-392 (80-82)	MW-392 (32-33.5)	MW-393 (24-25.5)	MW-394 (20.5-22)	MW-392 (66-68)
	DEC4508-1 (wt %)	DEC4508-2 (wt %)	DEC4508-3 (wt %)	DEC4508-4 (wt %)	DEC4508-5 (wt %)	DEC4508-6 (wt %)	DEC4508-7 (wt %)	DEC4508-8 (wt %)
Quartz	52.7	29.2	30.7	29.8	52.1	64.1	55.4	22.7
Muscovite	7.7	18.8	19.7	13.1	9.0	5.5	7.6	15.9
Albite	12.3	0.4	2.5	0.6	9.1	6.4	12.8	0.6
Microcline	7.3	8.6	5.9	1.0	6.5	10.1	7.3	5.1
Diaspore	0.3	-	-	-	-	0.2	0.5	2.8
Magnetite	0.9	0.5	0.3	1.4	0.1	0.0	0.1	0.1
Anatase	0.2	0.8	1.8	0.8	0.6	0.3	0.3	1.0
Calcite	-	0.5	1.0	28.1	0.0	0.0	0.2	14.9
Fluorapatite	-	-	-	2.7	0.3	-	0.2	0.2
Ankerite	-	-	-	-	1.4	0.9	0.5	0.8
<i>Clay</i>								
Kaolinite	5.3	4.8	15.0	5.5	6.8	3.2	4.2	3.6
Montmorillonite-12A	4.9	6.8	4.8	-	-	-	-	5.8
Montmorillonite-14A	-	-	-	3.5	3.3	3.5	3.6	-
Nontronite	0.6	4.6	4.3	4.2	1.6	1.4	0.5	3.3
Illite/Mont - 11A	-	8.8	2.7	3.6	2.7	2.1	3.0	7.1
Illite	5.0	15.0	9.2	4.1	0.7	1.0	0.6	10.4
Chlorite IIb	2.6	1.3	2.0	1.6	5.8	1.2	3.1	6.1
TOTAL	100	100	100	100	100	100	100	100

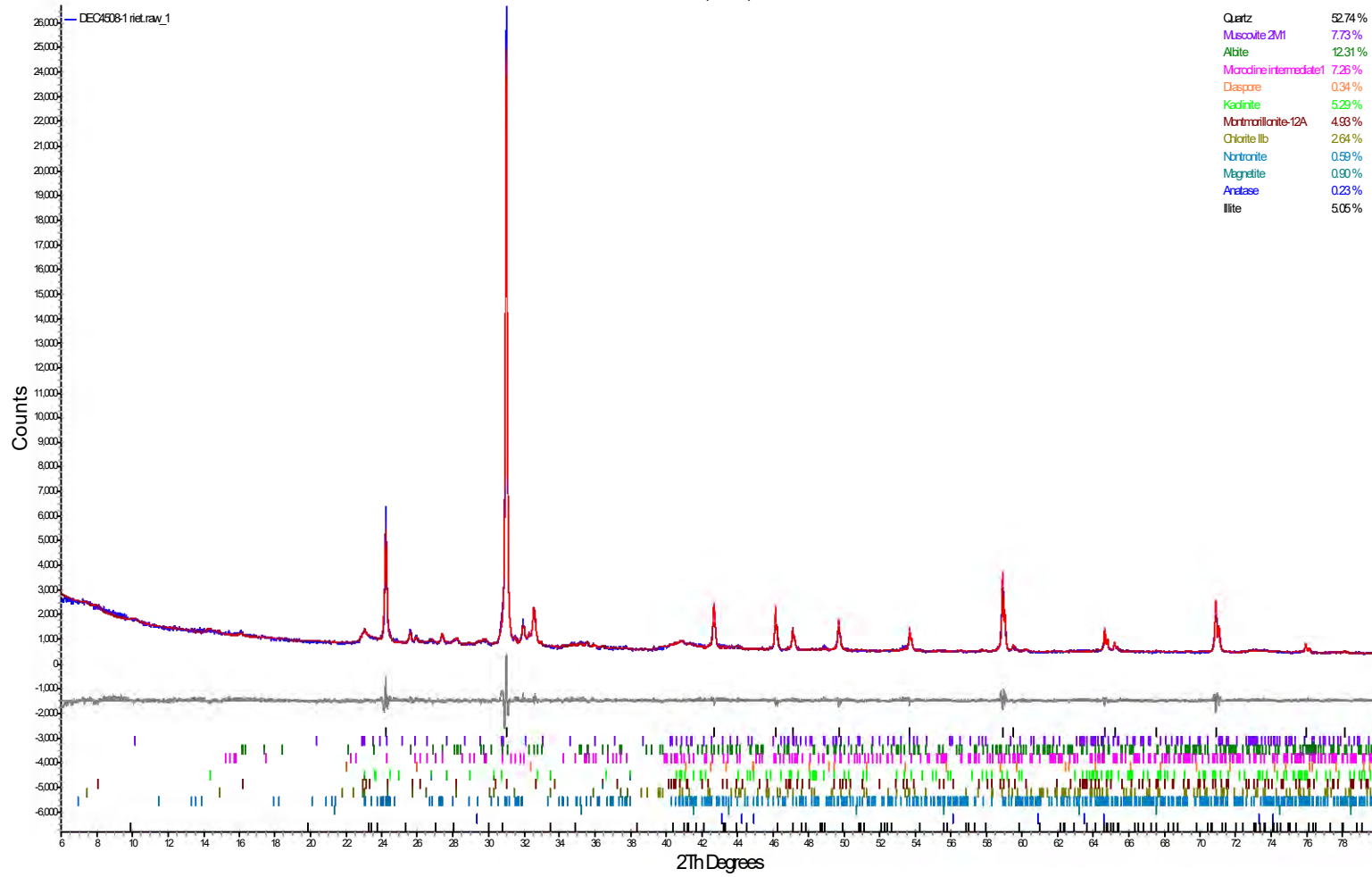
Zero values indicate that the mineral was included in the refinement, but the calculated concentration is below a measurable value.

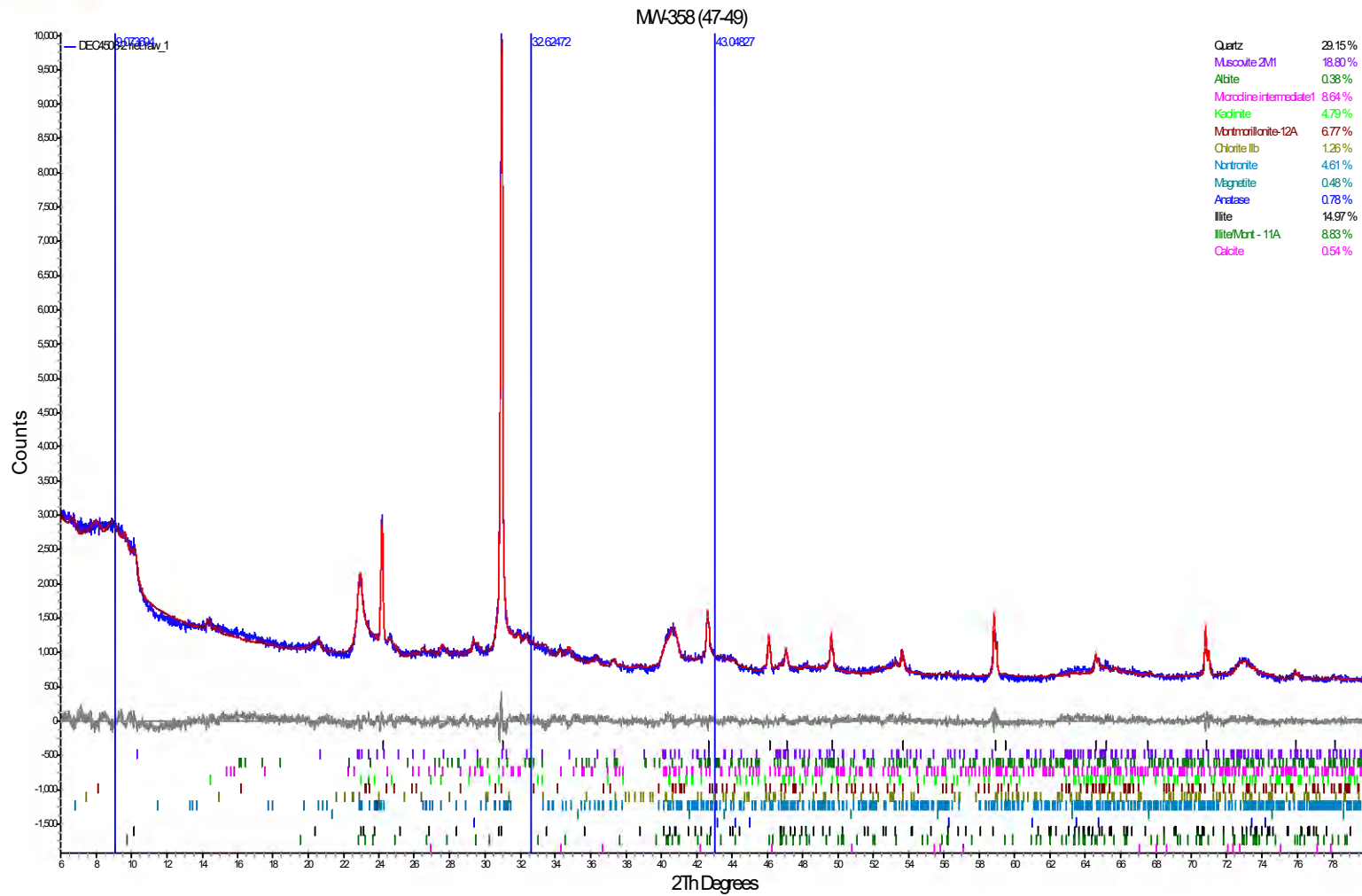
Dashes indicate that the mineral was not identified by the analyst and not included in the refinement calculation for the sample.

The weight percent quantities indicated have been normalized to a sum of 100%. The quantity of amorphous material has not been determined.

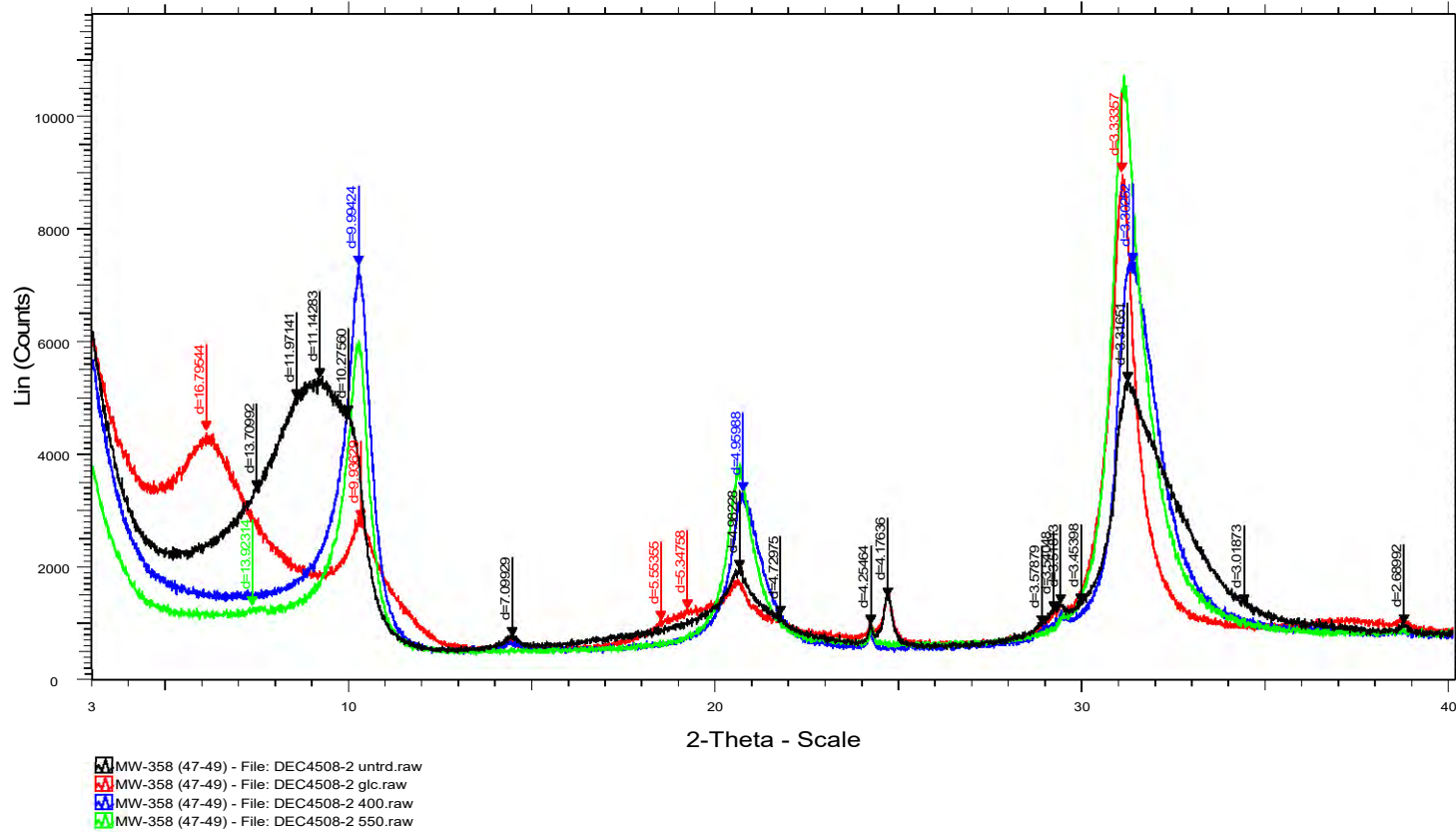
Mineral/Compound	Formula
Quartz	SiO ₂
Muscovite	KAl ₂ (AlSi ₃ O ₁₀)(OH) ₂
Albite	NaAlSi ₃ O ₈
Microcline	KAlSi ₃ O ₈
Diaspore	αAlO ₃ ·OH
Magnetite	Fe ₃ O ₄
Anatase	TiO ₂
Calcite	CaCO ₃
Fluorapatite	Ca ₅ (PO ₄) ₃ F
Ankerite	CaFe(CO ₃) ₂
Kaolinite	Al ₂ Si ₂ O ₅ (OH) ₄
Montmorillonite	(Na,Ca) _{0.3} (Al,Mg) ₂ Si ₄ O ₁₀ (OH) ₂ ·10H ₂ O
Nontronite	Fe ₂ (Al,Si) ₄ O ₁₀ (OH) ₂ Na _{0.3} (H ₂ O) ₄
Illite/Mont	KAl ₄ (Si,Al) ₈ O ₁₀ (OH) ₄ ·4H ₂ O
Illite	(K,H ₃ O)(Al,Mg,Fe) ₂ (Si,Al) ₄ O ₁₀ [(OH) ₂ ·(H ₂ O)]
Chlorite	(Fe,(Mg,Mn) ₅ ,Al)(Si ₃ Al)O ₁₀ (OH) ₈

MM-358 (13-15)

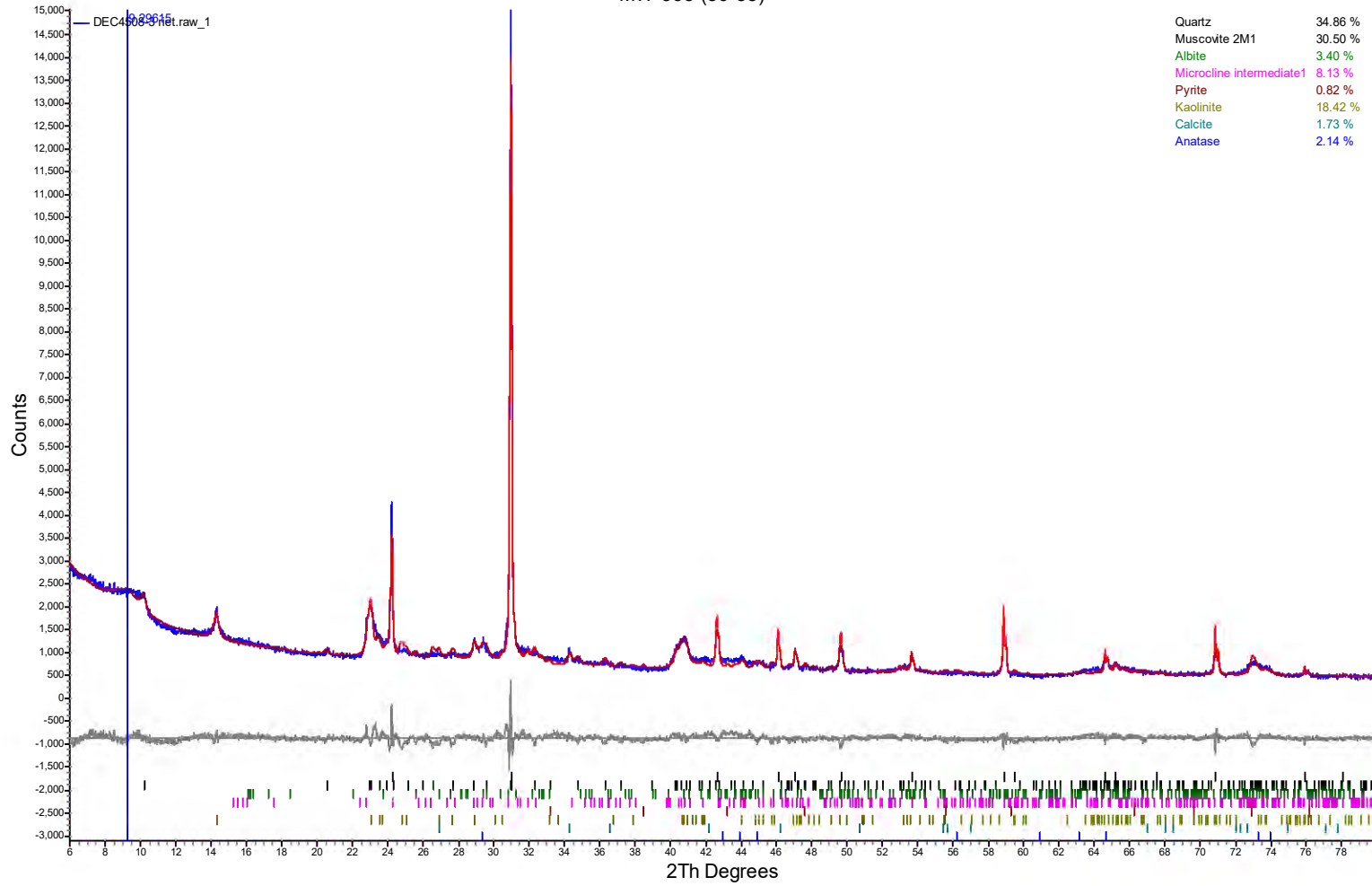




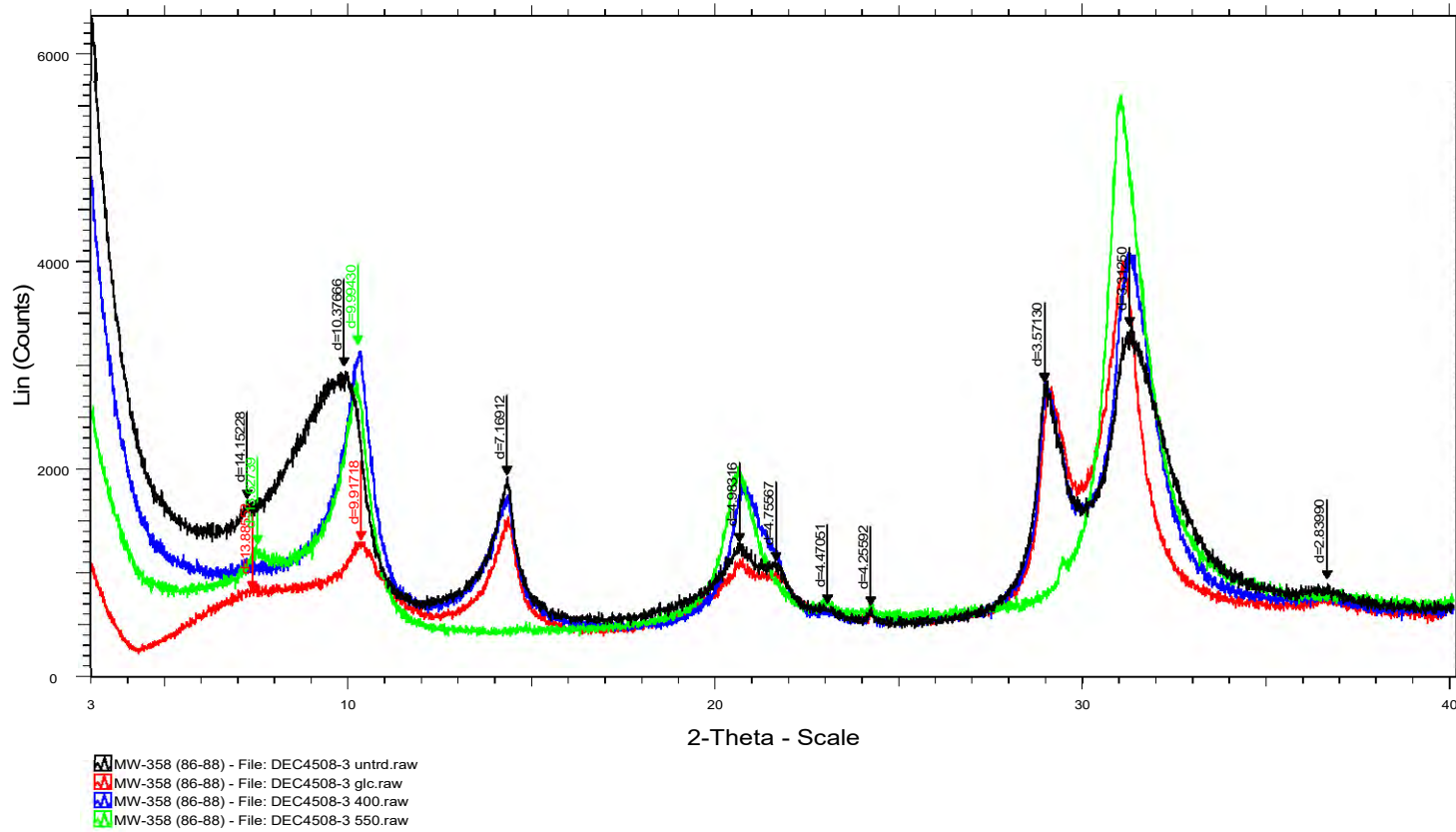
MW-358 (47-49)

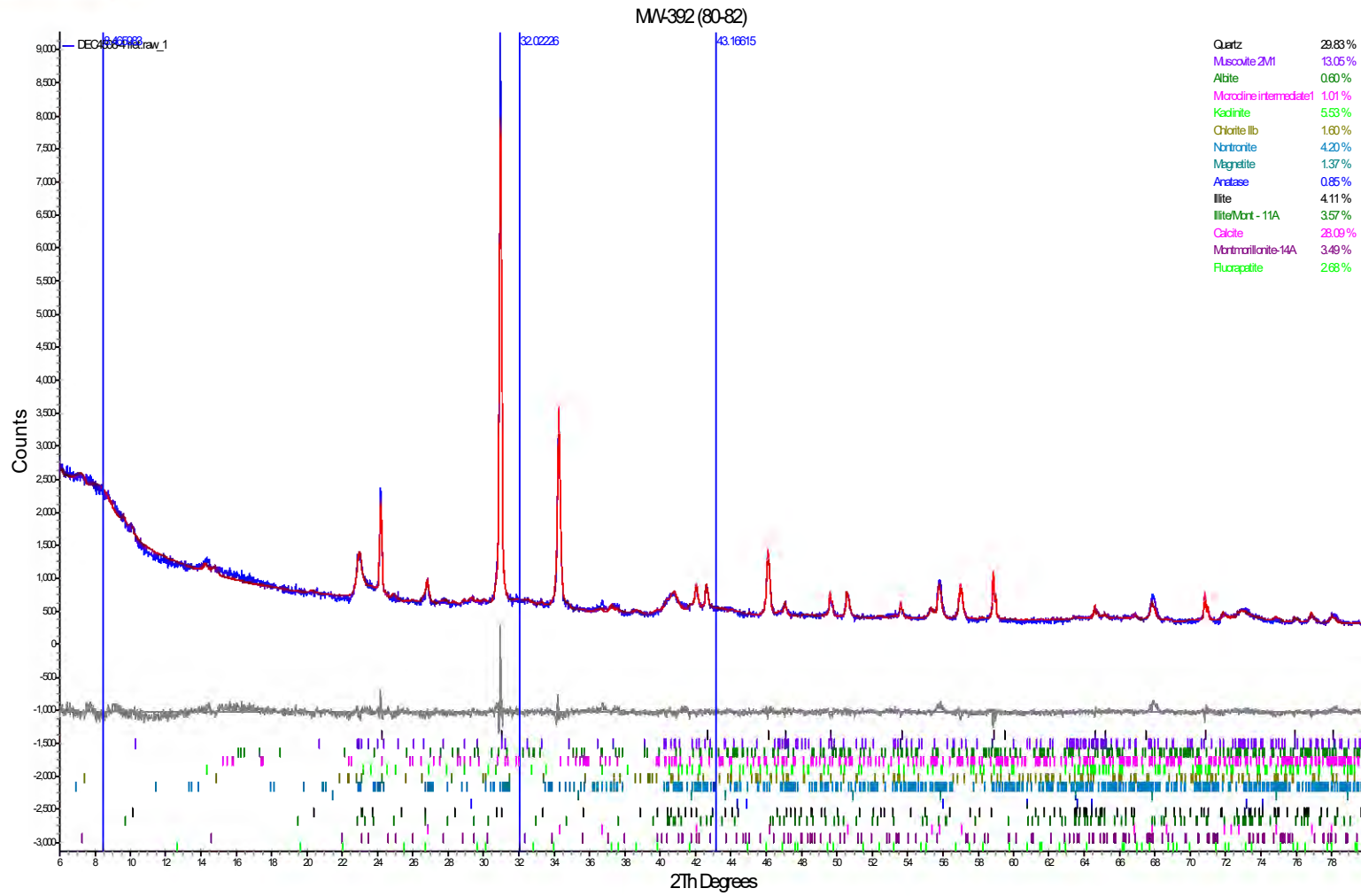


MW-358 (86-88)

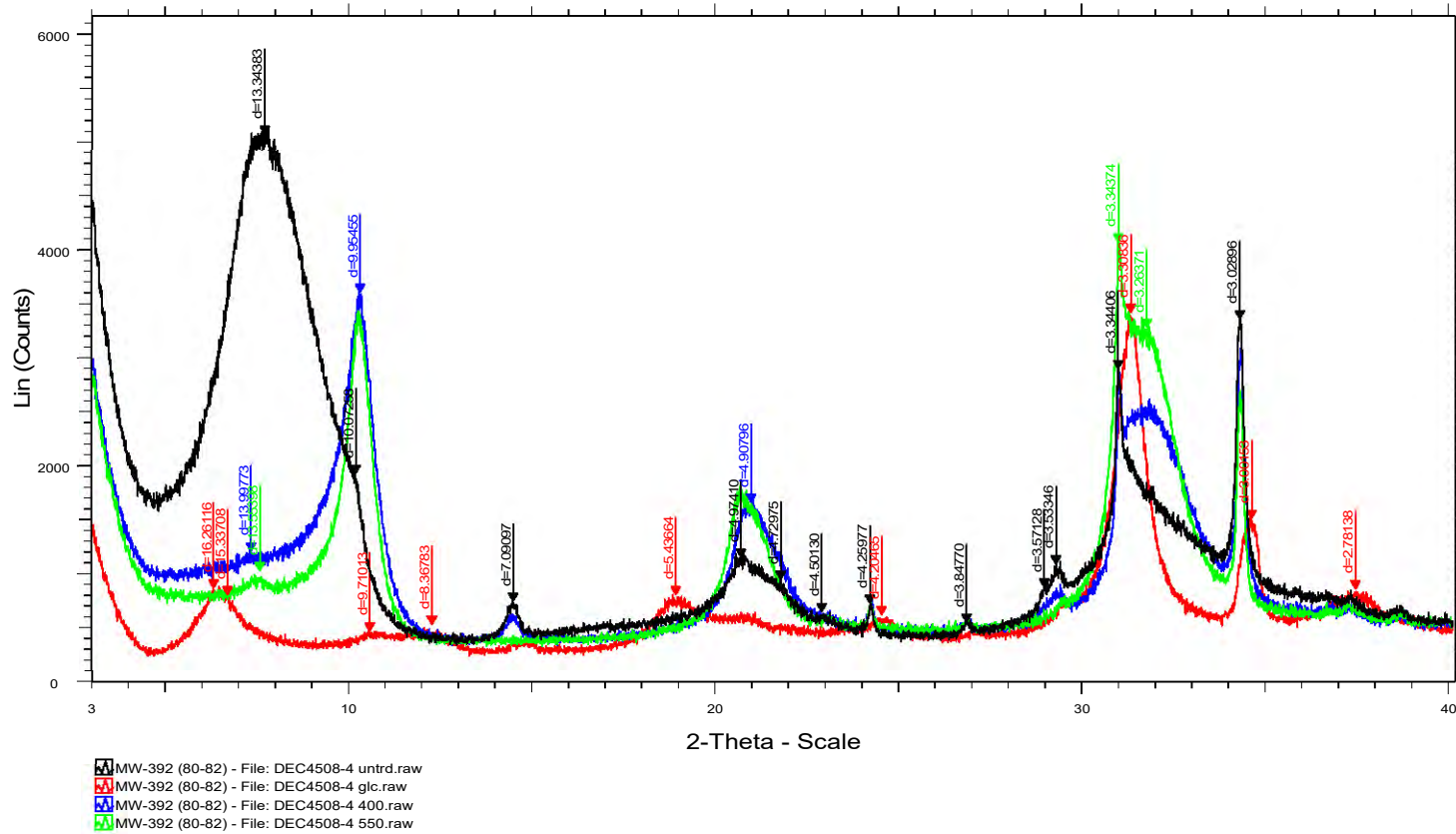


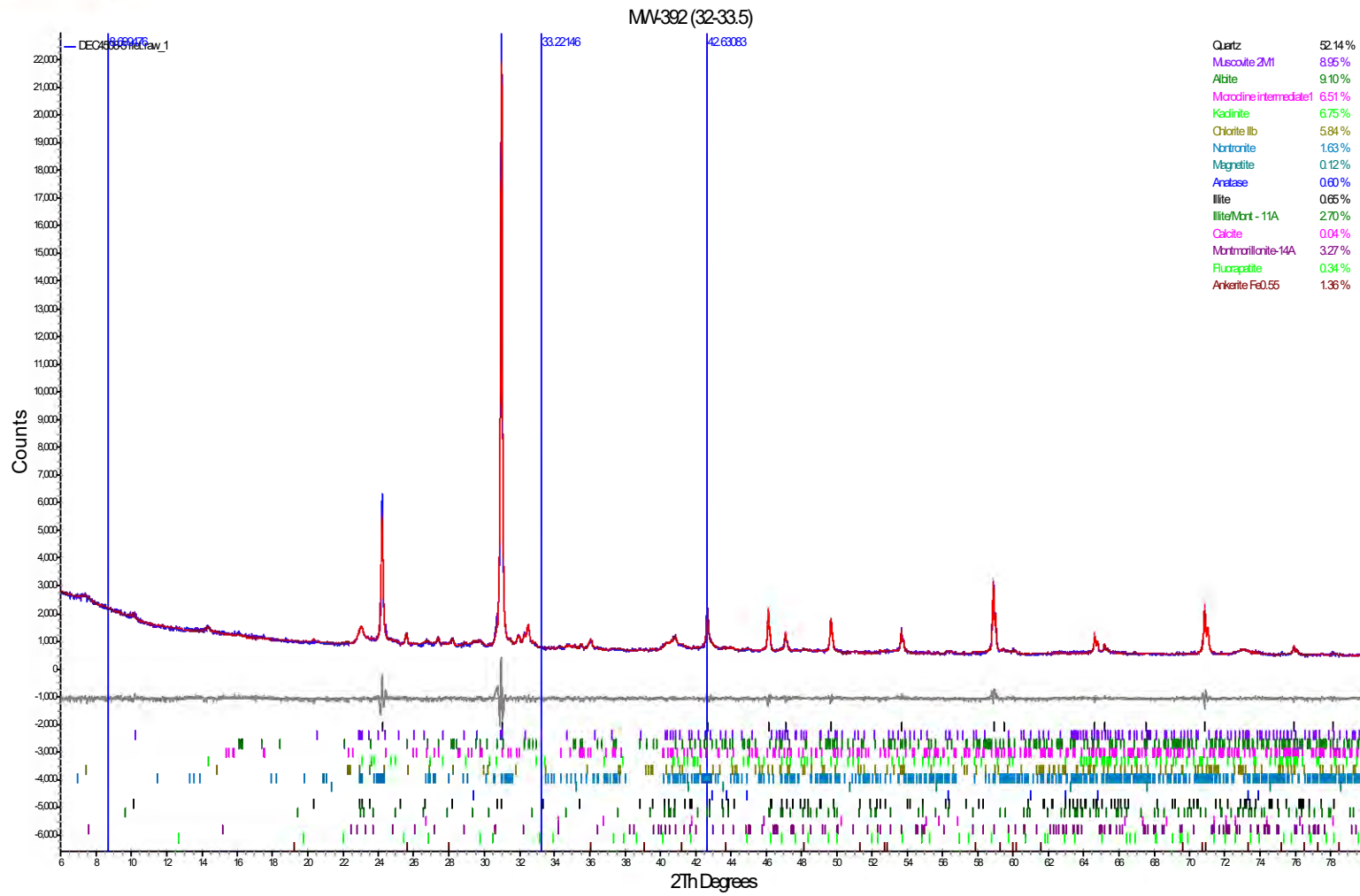
MW-358 (86-88)



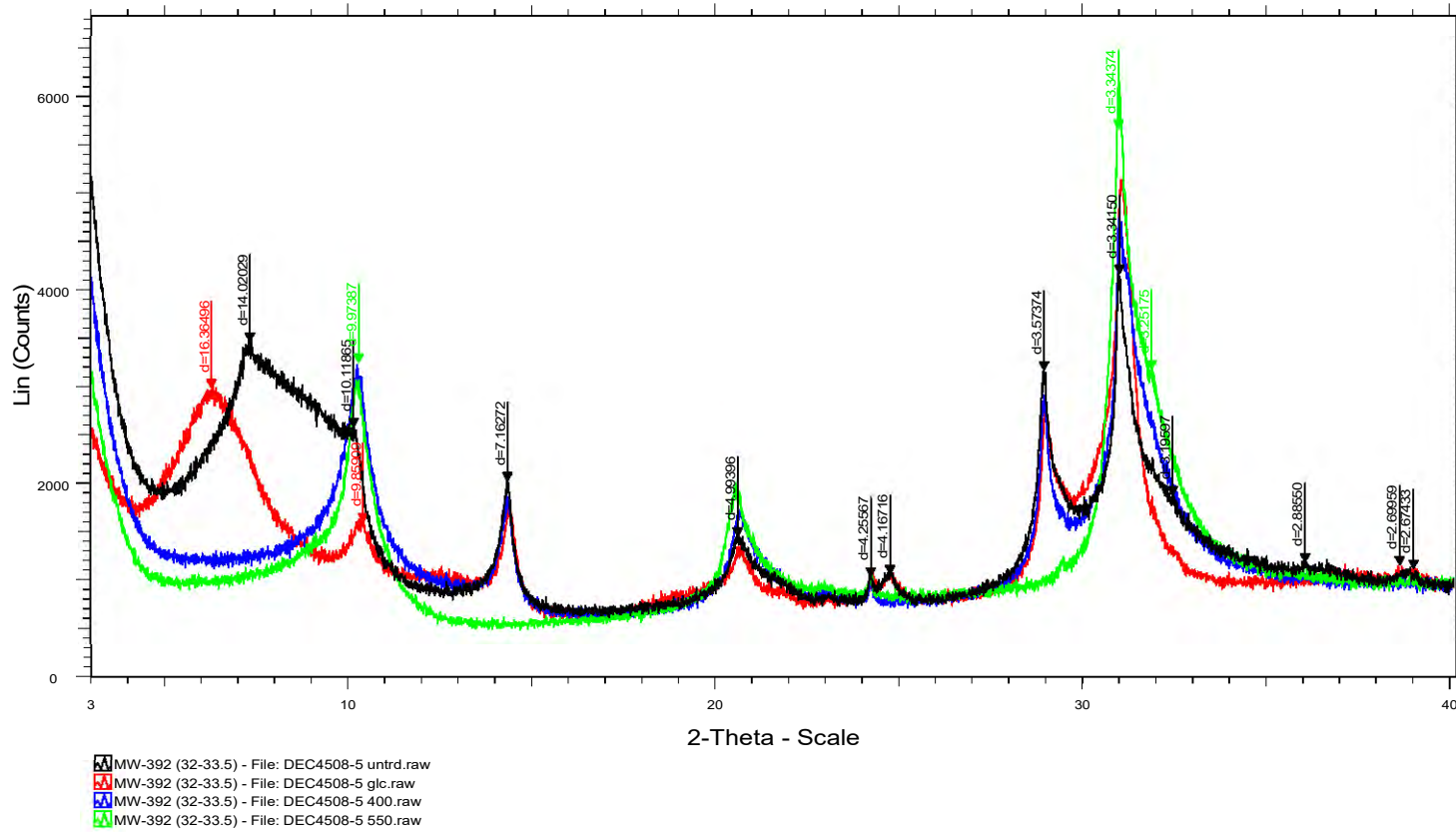


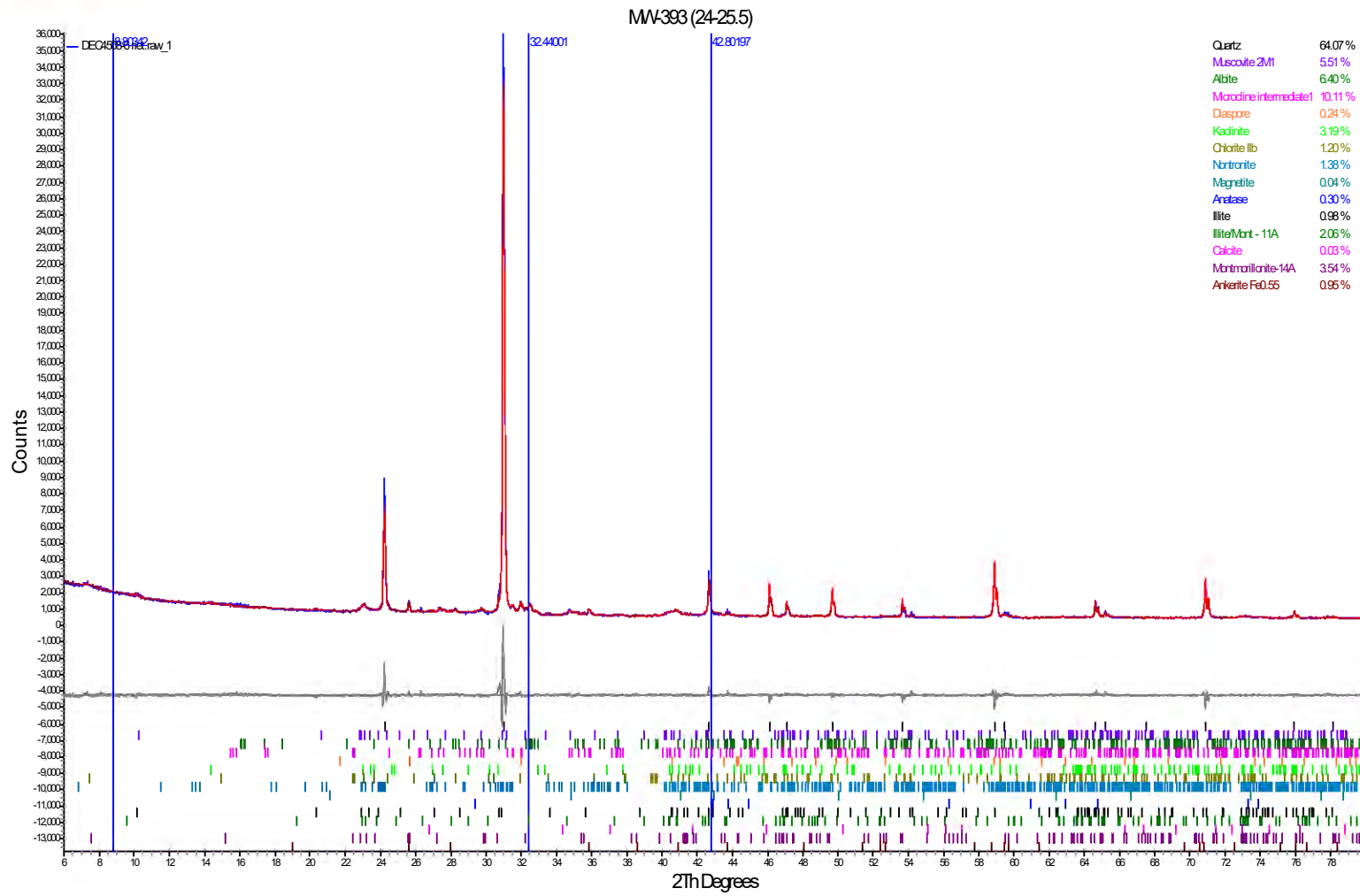
MW-392 (80-82)

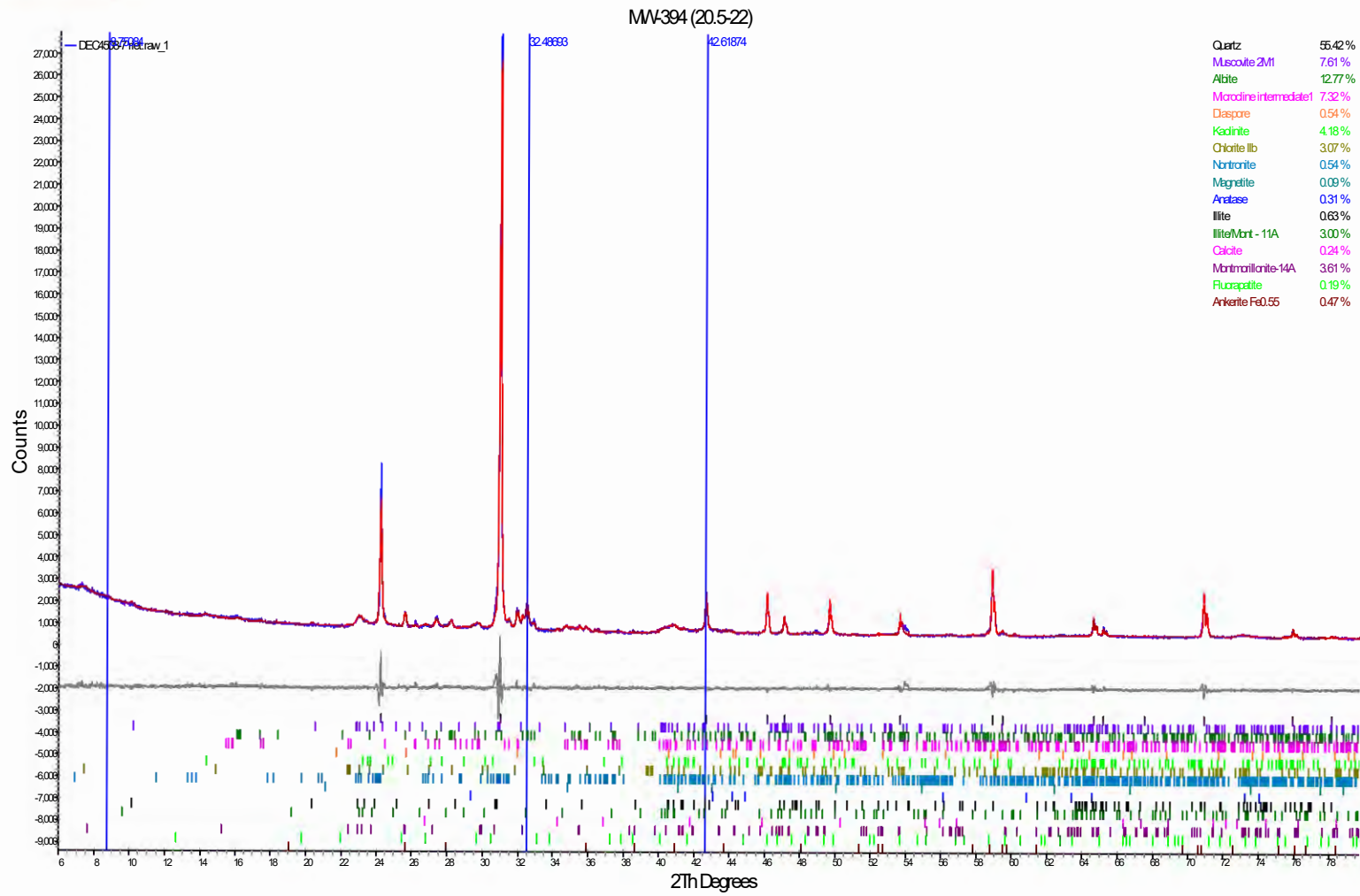


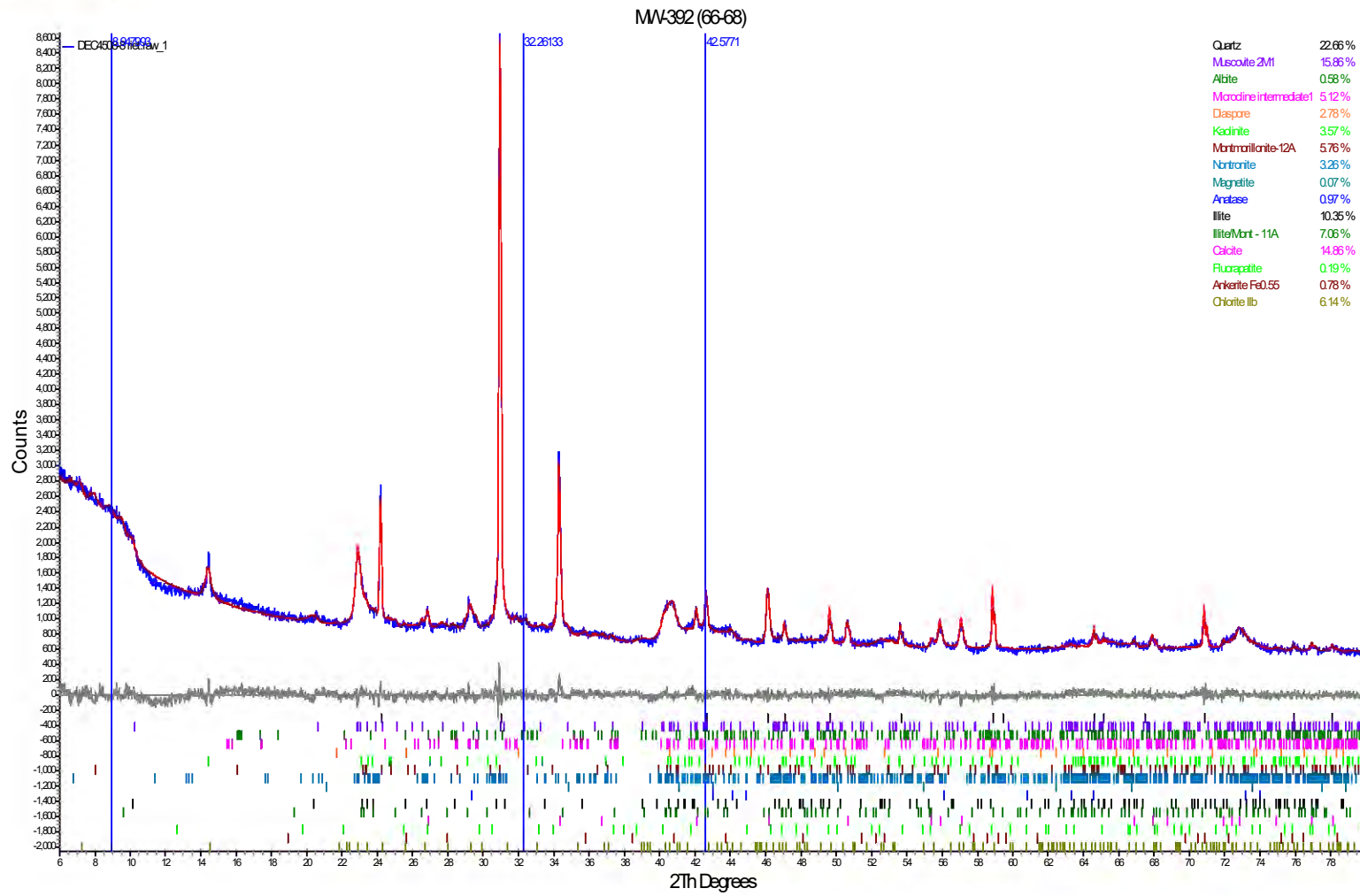


MW-392 (32-33.5)









MW-392 (66-68)

